



ANAMBRA STATE OF NIGERIA
... light of the Nation

APPROVED

**RECURRENT
& CAPITAL
ESTIMATES**

2013 Fiscal Year

"The People's Budget of Integrated Development VI"

Anambra Integrated Development Strategy

Developing All Sectors Simultaneously



APPROVED

RECURRENT


AND

CAPITAL ESTIMATES

2013 Fiscal Year

PRINTED BY
THE GOVERNMENT PRINTER

AWKA



GOVERNMENT OF ANAMBRA STATE OF NIGERIA

ESTIMATES, 2013

TABLE OF CONTENTS - *continued*

	Org/Financial Classification Code	<i>Page</i>
State Hospitals Management Board	2720000	53
Ministry of Education	2810000	54
Examination Development Centre	2820000	55
Post Primary School Service Commission	2840000	56
Ministry of Finance	2910000	57
Office of the Accountant General	2920000	58
Board of Internal Revenue	2930000	59
Ministry of Information, Culture and Tourism	3010000	60
Printing and Stationery Department	3020000	61
Ministry of Justice	3110000	62
Ministry of Lands, Survey and Urban Planning	3210000	63
Ministry of Environment	3310000	64
Forestry	3320000	65
Ministry of Works	3410000	66
Ministry of Economic Planning and Budget	3510000	67
State Bureau of Statistics	3520000	68
Ministry of Women Affairs and Social Development	3610000	69
Ministry of Youth and Sports	3710000	70
Ministry of Public Utilities	3810000	71
Ministry of Local Government and Chieftaincy Matters	3910000	72
Ministry of Science and Technology	4010000	73
Office of the State Auditor-General	4110000	74
Civil Service Commission	4210000	75
Judiciary	4410000	76
Customary Court of Appeal	4420000	77
Judicial Service Commission	4510000	78
Anambra State Independent Electoral Commission	4610000	79
Special Duties and Transport	4710000	80
Ministry of Housing	4810000	81
Office of the Auditor-General for Local Government	4910000	82

CAPITAL RECEIPTS

Summary	85
Internal/External Grants	310000	86
Internal and External Loans	320000	87

GOVERNMENT OF ANAMBRA STATE OF NIGERIA

ESTIMATES, 2013

TABLE OF CONTENTS - *continued*

Page

CAPITAL EXPENDITURE

	Org/Financial Classification Code	
Summary	91-92
Agriculture (Crops)	2510000/211200	93
Livestock and Veterinary	2510000/211400	95
Agriculture (Fisheries)	2510000/211500	97
Agriculture (ADP)	2520000/211200	98
Commerce and Industry	2610000/212100	99-101
Finance	2910000/212300	102-103
Environment (Forestry)	3320000/211500	104
Land Transport (Roads/vridges) Works	3410000/214300	105-109
Rural Electrification	3810000/212400	110
Science, Technology and Mineral Resources	4010000/212401	111-112
Ministry of Transport	4710000/212601	113
Health	2710000/212400	114-116
Education	2810000/212400	117-119
Information , Culture and Tourism	3010000/214100	120
Environmental Health	3310000/213100	121
Women Affairs and Social Development	3610000/221200	122-125
Youths and Sports	3710000/216100	126-127
Town and Country Planning (Land)	3210000/233200	128-129
Environmental Development, Sewerage and Drainage	3310000/221100	130
Water Supply and Resources	3810000/221200	131-132
Fire Service	3810000/222200	133
Housing and Urban Development	4810000/221200	134-135
Government House	2010000/241300	136-138
Deputy Governor's Office	2110000/241300	139
State House of Assembly	2210000/241200	140-141
Secretary to the State Government	2310000/241300	142-143
Head of Service	2410000/241300	144-145
Justice	3110000/241100	146-147
Ministry of Economic Planning and Budget	3510000/241300	148
State Bureau of Statistics	3520000/241300	149
Ministry of Local Government and Chieftaincy Matters	3910000/241300	150
Office of the State Auditor-General	4110000/241300	151
Civil Service Commission	4210000/241300	152
Judiciary (High Court)	4410000/241100	153
Judiciary (Court of Appeal)	4420000/241100	154
Judiciary Service Commission	4510000/241100	155
Anambra State Independent Electoral Commission	4610000/241300	156
Office of the Auditor-General for Local Government	4910000/241300	157

GOVERNMENT OF ANAMBRA STATE OF NIGERIA
ESTIMATES, 2013
TABLE OF CONTENTS - *continued*

	Org/Financial Classification Code	Page
REVENUE ESTIMATES BY MINISTRIES/NON MINISTERIALS DEPARTMENT		
Government House	2010000/410100	158
Deputy Government House	2110000/410000	158
Secretary to the State Government	2310000/430300	159
Office of the Head of Service	2410000/412600	159
Ministry of Agriculture	2510000/400200	159-160
Ministry of Commerce and Industry	2610000/411600	161
Ministry of Health	2710000/411200	162
State Hospital Management Board	2710000/411300	162
Ministry of Education	2810000/410700	163
Examination Development Centre	2820000/412000	164
Post Primary School Service Commission	2840000/410000	165
Ministry of Finance	2910000/400300	165
Office of the Accountant-General	2910000/450000	166
Board of Internal Revenue	2930000/400100	167-168
Ministry of Information, Culture and Tourism	3010000/420700	169
Government Press	3020000/431300	169
Ministry of Justice	3110000/411400	170
Ministry of Lands, Survey and Urban Development	3210000/411900	170-171
Ministry of Environment	3310000/412400	172
Forestry Department	3320000/410600	172
Ministry of Works	3410000/411700	173
Ministry of Economic Planning and Budget	3510000/412700	173
Ministry of Wemen Affair and Scoial Development	3610000/412300	174
Ministry of Youth and Sports	3710000/410800	174-175
Ministry of Public Utility	3810000/412200	175-176
Local Government and Chieftaince Matters	3910000/412800	176
Ministry of Science and Technology	3010000/412500	176
State Audit Department	4110000/410200	176
Local Government Audit	4120000/410300	177
Civil Service Commission	4210000/411000	177
Judiciary	4410000/411500	177
Customary Court	4420000/413000	177
Ministry of Transport	4710000/400400	178
Ministry of Housing	4810000/412900	179
APPENDICES		
Appendix A - Various Revenue Heads and Subheads...	183-186
Appendix B - Various Head and Subheads of the Recurrent Estimates	187-188
Appendix C - Control of the Capital Receipts	189
Appendix D - Control of the Capital Expenditure Votes..	191

**ADDRESS PRESENTED BY HIS EXCELLENCY, MR. PETER OBI,
CON, GOVERNOR OF ANAMBRA STATE, TO THE HONOURABLE
MEMBERS OF THE STATE HOUSE OF ASSEMBLY ON 18TH DECEMBER,
2012**

2013 BUDGET OF INTEGRATED DEVELOPMENT VI

His Excellency, the Deputy Governor,
The Honourable Speaker, Honourable Deputy Speaker, Principal Officers and other
Honourable Members of the Anambra State House of Assembly,
The Chief Judge of Anambra State,
The Secretary to the State Government,
The Head of Service,
Honourable Commissioners,
Special Advisers to the Governor,
The Permanent Secretaries,
The Clerk of the House,
Senior Special Assistants to the Governor,
Special Assistants to the Governor,
Traditional Rulers,
Gentlemen of the Press,
Distinguished Ladies and Gentlemen

It is my pleasure to present to you today the Fiscal year 2013 Budget of Anambra State. This is my sixth Budget presentation to the Honourable Members of the State House of Assembly since becoming the Governor of Anambra State. As in the last five Budgets, this Budget is results-based and a continuation of our Vision of achieving the Millennium Development Goals (MDGs) by 2015 and our strategy of integrated development, aimed at steering Anambra State towards achieving

comprehensive development. As is already generally known, this vision and strategy are embodied in a unique, multi-sectoral, pro-poor and grassroots-oriented christened Anambra Integrated Development Strategy (ANIDS). The objective is to achieve the MDGs by 2015, by focusing on all sectors simultaneously, taking into account the peculiar circumstances of our great State.

We will continue to adopt a holistic and participatory approach to planning, budgeting and project implementation, as well as monitoring and evaluation. In doing this; we will be relying on our own resources and those of our partners. In this regard, the assistance of our development partners will become even more critical; it is on record that Anambra State remains the leading State in terms of collaboration with development partners – international, national and local.

Before presenting the relevant details of the Fiscal Year 2013 “**Sixth Budget of Integrated Development**”, please permit me to review briefly the implementation of the 2012 Budget.

THE 2012 BUDGET

In 2012, and as in previous years, our weak financial base, made even weaker by poor internal revenue receipts, was a major economic problem to contend with. In spite of this very daunting situation, however, we have continued to do our best within the limits of available resources and opportunities at our disposal. As always, Government acknowledges and is appreciative of the goodwill and assistance of individuals, corporate entities and development partners, with whose support we have been able to record some remarkable achievements across sub-sectors in line with ANIDS and the MDGs.

ROADS AND TRANSPORT

During the period under review, the target of the State Government in the Roads sub-sector was to complete at least 100km of asphalted roads with associated drains and culverts. In pursuance of this objective, a great number of inter-community and urban roads were completed to beef up the State's impressive road network, which is recognized as one of the best in the country. In addition, many more roads are ongoing while contracts have been awarded for new ones. This is in recognition of the fact that poverty reduction, which is the essence of MDG No.1, cannot be achieved without the opening up of poor, remote and rural areas with good roads, as the basis on which commerce, industry, agriculture, etc will thrive.

COMMERCE AND INDUSTRY

Also in pursuit of Goal No. 1, we are making concerted efforts to create an enabling environment for commerce and industry to thrive. Some of our achievements in this sector are as follows:

- Provision of state-of-the-art roads in the Harbour Industrial Layout, Onitsha, resulting in the return of industrialization and creation of much-needed jobs.
- Onitsha Business Village (Phase 2-ICT): Construction works on this project are nearing completion.
- Through direct monetary investment and other efforts, Government was instrumental to the coming on stream of SABMiller Breweries which has enormous potential for employment generation and poverty reduction.
- Also through an investment of more than N4 billion, Government actualized the long-standing dream of making Anambra State an oil-producing state with the commissioning of Orient Petroleum facilities.
- Commencement of work on LG World-ANIDs Project designed to establish a one-stop shop for electronic goods, services and training.

AGRICULTURE

With its strong potentials for provision of food security, poverty alleviation and employment creation, Agriculture is recognized as a real sector and a development enabler. In the Agriculture sector, the following milestones were attained:

- Upgrading of the status and credibility of the College of Agriculture, Mgbakwu, through the accreditation of more courses, recruitment of additional staff and massive infrastructural development (construction of classrooms, laboratories etc).
- Increased food production through mechanization, credit facilities to farmers and supply of highly subsidized fertilizers and improved seedlings.
- Prompt payment of Government Counterpart Cash Contribution (GCCC) for externally supported/funded Agric programmes

EDUCATION

The State's Education Sector has continued to remain vibrant and a model for other states, particularly with Government's remarkable intervention in schools, especially those returned to their original Missionary owners. At tertiary, secondary and primary levels of education, a good number of achievements were recorded:

- Massive rehabilitation and equipment of primary, secondary and tertiary institutions (completed and ongoing);
- Ongoing rehabilitation and equipment of Secondary School Libraries;
- Distribution of Computers to more secondary schools in the State;
- Provision of school buses for public, private and Mission secondary schools;
- Continued transformation of Anambra State University with massive infrastructural development and accreditation of more academic programmes

- Continued upgrading of Nwafor Orizu College of Education, Nsugbe with recruitment of additional staff and accreditation of more academic programmes;
- Resuscitation and improvement of School Sports and Competition; and
- 100 Secondary Schools (including 38 which were returned to the Missions) have been given an initial ₦10 million each to commence massive and unprecedented rehabilitation of schools across the State.

HE ALTH

achieving Goals Nos. 4 Program

5 and 6 of the MDG. In this regard, the following milestones were recorded.

- Rapid infrastructural development through the completion of numerous projects at Anambra State University Teaching Hospital, Awka;
- Both the Teaching Hospital and the College of Medicine were fully accredited in 2012 by the relevant bodies;
- The Schools of Nursing and Midwifery Nkpor had their accreditation renewed by the Nigerian Nursing and Midwifery Council;
- In continuation of its unique collaboration with the Church, Government is constructing residential buildings for health workers (hostels for student nurses, midwives and lab technologists, House Officers' residence etc) in various Mission-owned health institutions: Iyi-Enu Hospital, Ogidi; St. Joseph Hospital, Adazi-Nnukwu; Waterside Hospital, Onitsha; St Charles Boromeo Hospital, Onitsha; and Our Lady of Lourdes Hospital, Ihiala. At least 10 such structures are being constructed at the cost of N60 million each;
- As part of this partnership with the Church, about half a billion naira (N500m) was given to various Mission Hospitals for rehabilitation and upgrading of structures and equipment;

- ANSACA and TBL maintained sustainable action in combating HIV/AIDS, Tuberculosis, Buruli Ucer and Leprosy within the fiscal year;
- Wide-scale distribution of drugs and insecticide-treated mosquito nets to all Service Delivery Points in the State to reduce the malaria burden. The innovative and widely acclaimed strategy of distributing the nets to secondary school boarding students was also introduced to achieve this objective, with the Governor visiting schools to personally distribute the nets; and
- Sustained immunization coverage at above 80% and 0% prevalence of polio virus, as Anambra State continues to remain polio free.

ENVIRONMENT

In pursuance of the goal of environmental sustainability which is the focus of MDG No.7, Government continued its battle against erosion, flooding and other forms of environmental degradation:

- Erosion control projects were completed at Nkpor, Mgbakwu and Ebenebe while seven others are on-going at Nsugbe, New Judiciary Complex Awka, Utuh/Osumenyi, Iyiagu Channelization/Drainage Project (Phase 2) in Awka, Agulu, Nnewi-Ichi, and Adazi Nnukwu;
- Opening up of blocked drains at Obodo-Ukwu Road, Okpoko, and commencement of mega drainage works at the Sakamori drainage network in Onitsha and environs;
- Establishment of mega nursery Plantation for bio-control of erosion sites and Afforestation project;
- Sustenance of waste disposal in the State including Integrated Waste Management Project in partnership with LAGA International Ltd at Onitsha.
- Establishment and empowerment of Anambra State Waste Management Agency (ASWAMA) for comprehensive management of waste disposal in all parts of the State;

- Commencement of mapping of all erosion sites (both active and non-active) in the 177 communities of the State;
- Procurement of ₦300 million worth of solid waste disposal receptacles and compactors; and
- Government's handling of the flood disaster in many LGAs of the State was pro-active and widely commended nationally and internationally.

WATER AND ELECTRICITY

Programmes and Projects implemented in this sector are also in accord with the imperatives of MDG No. 7 on environmental sustainability and access to clean water and basic sanitation. Achievements in this area include:

- The State Government has signed a Concession Agreement with BIRSA Engineering Construction Company for the rehabilitation and expansion of the New Greater Onitsha Water Scheme;
- Work on the Obizi Water Supply Scheme is continuing, and Government has checked and controlled the menace of erosion that affected the 12mm pipe line of the Scheme;
- The Water Supply Scheme for Government Lodge, Onitsha has been completed;
- As part of the MDGs Programme, water supply schemes to serve Achalla, Anaku, Omor, Igbakwu, Ifite-ogwari, Omasi, Ozubulu, Ohita, Atani, Akili-Ozizo, Ochuche-Umuodu, Ogbakuba, Umunankwo, Ossomala, Umuoji, Ogidi and Oba are ongoing;
- For UNICEF-assisted Water Schemes and sanitation facilities, contracts have been awarded for the provision of 30 solar powered boreholes and works have been completed in 26 locations. Work is also ongoing on 29 (4-compartment pour flush) latrines;

- Arrangements for the take-off of the European Union 10th EDF have been completed with the selection of two Local Government Areas (Aguata and Anambra East) to benefit from the Water Supply and Sanitation Programme that will run from 2013 to 2017;
- On Rural Electrification, the State has extended electricity to all the communities in Anambra West and Awka North Local Government Areas; and
- Arrangements are at an advanced stage for considerable improvement in electricity supply through Independent Power Projects (IPP)

OTHER PROGRAMME ACTIVITIES

Quite a number of other programme activities have been carried out across sectors for the achievement of the MDGs. These include:

- Release of funds for development partnership activities, such as those of UNICEF and UNDP which cut across Ministries, Departments and Agencies (MDAs) of the State;
- Numerous poverty reduction interventions, especially through the Ministry of Women Affairs, through provision of grants and micro-credit to widows, orphans and vulnerable children, the physically challenged and unemployed youths; and
- Completion of 11 additional Youth/Skill Acquisition Centres in the following locations: Achalla, Ajalli, Anaku, Nnewi, Nnobi, Onitsha (GTC and Modebe Memorial Grammar School), Otuocha, Ukpo, Umunze, and Unubi. With this, one such centre has been provided in each of the State's 21 LGAs and plans are being concluded to make all the centres functional.

BUDGET 2013 PROPOSAL

Honourable Speaker,

Honourable Members of the House,

Distinguished Ladies and Gentlemen.

Please permit me to present to you the policy thrust, profile and highlights of the Fiscal Year 2013 **“People’s Budget of Integrated Development VI”**. This result-based budget reflects the critical development needs of the people of Anambra State as expressed in the key sectors of the State economy. In doing this, we have taken into account the lean financial resources of the State and the need to intensify on-going reforms in the Public Financial Management (PFM) System.

The 2013 Budget is premised on the following policy thrusts:

- Sustain and intensify various interventions in the area of poverty reduction for the eradication of extreme poverty and hunger;
- Promote the implementation of those programmes and projects that address the critical targets of the MDGs;
- Intensify the entronement of good governance and adopt relevant reforms in our Public Service and Public Financial Management System, in line with International Best Practices;
- Continue to explore and adopt measures needed for the maintenance of security of lives and property;
- Encourage more fruitful Public-Private Partnership (PPP) in our development efforts;

- Continue to effect the prompt payment of salaries and allowances of civil servants, as well as pensions and gratuities of those on retirement;
- Continue to explore alternative strategies for effectively increasing the State's Internally-Generated Revenue, and in this regard plug all known leakages in the revenue collection system; and
- Continue to ensure that there is synergy between the implementation of the budget and the desired results by promoting the bond of performance between the government and the governed.

BUDGET SIZE

- The total budget size for year 2013 is ₦110.955 billion as against ₦83.200 billion budgeted for 2012. This represents an increase of 33.35 percent over the Budget of 2012. This amount is made up of ₦70.955 billion for capital expenditure and ₦39.995 billion for recurrent expenditures.
- An estimated total sum of ₦70.955 billion is expected from Capital Receipts in 2013, an increase of 51.196% over the budgeted sum of ₦46.929 billion for 2012.
- The emphasis of the State Government will be on poverty reduction measures with the Economic Sector having an allocation of 32.39% of the total capital budget. Other sectors are Social (18.77%), Environmental (10.62%), and General Administration (38.22%).
- Government is mindful of the need to make our capital budget more realistic and predictable in 2013. Consequently, prioritization of projects and programmes with a view to obtaining optimal results is the guiding principle in the allocation of funds, given the ceilings and envelopes allocated to each sector/sub-sector, based principally on the anticipated resource picture in 2013 and an analysis of the needs/resource requirements of sectors/MDAs.

PROJECTED RECURRENT REVENUE PROFILE

The projected revenue earning for Fiscal Year 2013 is N71.919 billion, and is broken down as follows:

	N Billion	% of Total Rev
i. Internally-Generated Revenue (IGR)	17.919	24.916%
ii. State share of Federation Account	54.000	75.084
Total	71.919	100.00%

The bulk of the revenue (75.084%) is expected from the State's Share of Federation Account. However, efforts to narrow the gap between the various revenue categories are ongoing. Details of the revenue profile are presented hereunder.

S/N	REVENUE NAME	AMOUNT N'M
a)	Taxes	12,195.450
b)	Fines and Fees	3,976.215
c)	Licences	692.090
d)	Earnings And Sales	40.713
e)	Rent on Government Property	73.880
f)	Interest on Short Term Loan and Deposits	270.000
g)	Dividend	150.000
h)	Repayment	20.000
i)	Reimbursement	14.000
j)	Miscellaneous	486.552
	TOTAL IGR	17,918.900
k)	State's Share of Federal Revenue	54,000.000
	GRAND TOTAL	71,918.900

RECURRENT EXPENDITURE PROFILE

The total recurrent expenditure is expected to increase from the 2012 projected N36.271 billion to N39.995 billion in the year 2013. This represents an increase of N3.72 billion or 10.27%.

The breakdown of the Recurrent Expenditure components is as follows:

	N Billion	% of Total Rec.
1. Consolidated Revenue Fund charges	11.141	15.493
2. Personnel Costs	17.019	23.667
3. Overhead Costs	7.741	10.765
4. Subvention to Parastatals/Tertiary Institutions	4.093	5.692
Total Recurrent Expenditure	39.995	55.618
Transfer to Capital Development Fund	31.924	44.382
Total	71.919	100.00

Of the N39.995 billion budgeted for Recurrent Expenditure,

- N11.141 billion will be expended on Consolidated Revenue Fund C (which include pensions, gratuities, public debt charges and other statutory payments).
- N17.019 billion will be used to pay the salaries and allowances of servants
- N7.742 billion is for overhead costs which cover the running costs of Ministries, Departments and Agencies (MDAs)
- N4.093 billion is for subventions to parastatals and tertiary institutions.
- The recurrent surplus of N31.924 billion will be transferred to Capital Development Fund.

CAPITAL RECEIPTS

A total Capital Receipts of N70.895 billion is expected from the following sources:

	N Billion	% Total Re
1. Opening Balance	7.000	9.87
2. Transfer to Capital Development Fund	31.924	44.99
3. Internal and External Grants	2.000	2.82

5. Ecology Fund from FGN	3.000	4.23
6. Refund and Reimbursement on Capital, Paris Club and Excess Crude	7.071	9.97
7. Value-Added Tax	5.800	8.17
8. Government Fund Raising activities, and miscellaneous sources	6.160	8.68
TOTAL	70.955	100.00

CAPITAL EXPENDITURE HIGHLIGHTS

The total Capital Receipts in the sum of N70.895 billion will be earmarked for Capital Expenditures with sectoral allocations as follows:

	₦ billion	% of total
a. Economic Sector	22.966	32.39
b. Social Sector	13.321	18.77
c. Environmental Sector	7.531	10.62
d. General Administration	27.137	38.22
TOTAL	70.955 billion	100.00

The Economic Sector received a sizeable allocation on account of the capital intensive nature of its component sub-sectors such as Land Transport (Roads and Bridges) to which N16.172 billion has been allocated. Funds have been allocated to other key sub-sectors as follows:

- Education N10.224 billion
- MDGs Programmes and Projects
across selected sub-sectors N9.127 billion
- Finance and Investment N3.060 billion
- Environmental Development, Sewerage
and Drainage N2.483 billion
- Water Supply and Resources N2.470 billion
- Housing and Urban Development N1.407 billion

- Health N1.229 billion
- Town and Country Planning N1.086 billion
- Agriculture N1.007 billion
- Commerce and Industry N1.002 billion
- Rural Electrification N0.810 billion

KEY INTERVENTIONS TARGETTED IN 2013

The MDGs and ANIDS remain our Vision and the Strategy on which this administration revolves. Consequently, our programme and project interventions across sectors in 2013 will continue to focus on the achievement of the MDGs through ANIDS. A few programme highlights are presented below:

TRANSPORT

Given our commitment to the eradication of poverty and hunger in line with Millennium Development Goal 1, we must recognize the role of transport. The provision of access roads linking all communities and urban centres is critical. In this regard, Government will continue to open up rural areas with good roads, such as Ebenebe to Amansea, Atani to Ogwu-Ikpele, Anam to Mmiata, Awkwuzu to Igbariam and a whole lot of others in the various Local Government Areas and communities of the State. We will not relent in the effort at massive road development, which has given the State one of the best in road networks in the country.

AGRICULTURE

Agricultural development is a major contributor to the achievement of Goal No.1, having regards to employment generation and the enhancement of incomes and growth in Gross Domestic Product (GDP). As a matter of policy, the State will de-emphasize direct production of agricultural produce, and focus instead on creating an

enabling environment for private sector-led development through PPP arrangements. In this sector the objectives and policy focus will centre on the attainment of food security through the following strategies:

- Land development and provision of tractors for crops production;
- Training and post training assistance to unemployed youths to establish them as Agro Service Providers;
- Provision of Agric loans; and
- Strengthening of the Agric Extension Service System and provision of various agric inputs to our farmers.

EDUCATION

In this sector, emphasis will be on programme activities aimed at consolidating efforts towards achieving Goal No.2 of the MDG and the general development of education at all levels. Activities in this regard include:

- Development and equipment of primary and secondary schools;
- Provision of science laboratory equipment to secondary schools;
- Construction and rehabilitation of more classroom blocks across communities in the State;
- Further development of the two campuses of Anambra State University;
- Further development of Nwafor Orizu College of Education, Nsugbe and College of Agriculture, Mgbakwu; and
- Payment of GCCC for the special projects of the State Universal Basic Education Board (ASUBEB).

HEALTH

In order to sustain achievements in this sub-sector which aim at achieving Goals 4, 5 and 6, a programme of action has been designed to scale up activities in all departments. In line with this, due attention will be given to the following:

- Rehabilitation and re-equipment of more General Hospitals;
- Partnership with more private and Mission owned hospitals;
- Increasing the declining size of the health workforce in the State;
- Improvement of facilities/infrastructure at various Cottage Hospitals and Primary Health Care Centres;
- Increasing Programme activities geared towards the control of HIV/AIDS and other communicable diseases;
- Provision of GCCC for World Bank and other Development Partnership-Assisted Health programmes and project;
- Strategic partnership with the Private Sector for expanded coverage in the health sub-sector;
- Partnership for Enhanced Engagement in Research (PEER) Health Programme; and
- Partnership with National Institute of Health (NIH).

ENVIRONMENTAL DEVELOPMENT, SEWERAGE AND DRAINAGES

Programmes and projects in this sector will be geared towards achieving Goal No.7.

The key activities to be carried out will include:

- Completion of ongoing erosion control works in the State;
- Embarking on erosion control works at new sites;
- Procurement of more receptacles and compactors for solid waste evacuation
- Establishment of solid waste plants at two centres in the State;
- Dredging/de-silting of drains in urban areas; and
- Completion of installation of recycling machine at Amawbia

WATER SUPPLY AND RESOURCES

As part of the effort towards environmental sustainability (including provision of access to clean water and basic sanitation) which is the focus of Goal No.7, the following activities will be carried out under the Water Supply and Resource subsector:

- Rehabilitation of non-functional boreholes and some other water facilities across the State;
- Reactivation of Greater Onitsha Water Scheme; and
- Implementation of new water schemes to benefit some rural communities under the EU 10th EDF.

EXTERNALLY SUPPORTED PROGRAMMES

In line with Goals No. 8, Government will continue to expand the spectrum of collaboration with Development Partners through prompt payment of GCCC and unwavering commitment to reforms in line with International Best Practices. In this regard, we will continue to sustain and intensify our collaboration with International Development Partners/External Support Agencies such as the EU, World Bank, UNICEF, UNDP, DFID etc, which have become dependable allies in our development efforts. Anambra State is widely acknowledged as one of the States where Development Partnership programmes and activities are going well.

SECURITY

Finally, Government will not rest on its oars in the achievements it has recorded so far in the provision of security for lives and property, knowing fully well that our plans to develop our State will come to naught without adequate security. In the coming year, therefore, efforts will be intensified to:

Continue Government support to Security Agencies (Army, Navy, Police, Civil Defence etc) through provision of utility vehicles, communication equipment, cash etc.

Combat kidnapping, armed robbery and other forms of crime, to provide additional security for our citizens, as well as for local and external investors who are producing essential goods and services and creating much-needed jobs for our youths.

Provide further empowerment for Vigilante Groups in the 177 communities of the State, for example through providing them with utility vehicles and cash support

CONCLUSION

My dear Ndi-Anambra, permit me to conclude this Budget speech by re-iterating the need for the co-operation of all of us in ensuring the realization of our aspirations detailed in this Budget. I therefore appeal for your support in the implementation of this Budget which aligns with our development objectives for the benefit of the present and future generations. The civic obligation as paying taxes and levies due, cannot ever be over-emphasized. At the end of the day, internally generated revenue will always form the core of our Fiscal Architecture.

As ever before, we require a conducive social and political environment that will greatly facilitate our development efforts in our determination to continue to take a premier position in the comity of States. It is our strong hope therefore, that law and order will continue to prevail as indispensable requirements for socio-economic development. We extend once more our appeal to citizens of this great State to support our cause as we labour towards the fulfillment of our collective destiny under God's guidance.

Thank you and May God bless Anambra State.

PETER OBI

Governor, Anambra State

ESTIMATES OF ANAMBRA STATE OF NIGERIA, 2013

CONSOLIDATED FINANCIAL STATEMENT

S/No	Details of Revenue	Estimates 2013		Estimates 2012	
		=N=	% of Total	=N=	% of Total
1	ESTIMATED RECURRENT REVENUE				
	(a) Internally Generated Revenue (IGR)	17,918,900,000	24.916	12,000,000,000	24.691
	(b) State's Share of Federation Account	54,000,000,000	75.084	36,600,000,000	75.309
	Total: Consolidated Revenue Fund	71,918,900,000	100.000	48,600,000,000	100.000
2	ESTIMATED RECURRENT EXPENDITURE				
	(a) Consolidated Revenue Fund Charges (CRFC)	11,140,600,000	15.491	9,197,600,000	18.925
	(b) Personnel Costs (PC)	17,019,000,000	23.664	16,286,000,000	33.510
	(c) Overhead Costs (OHC)	7,741,600,000	10.764	7,408,300,000	15.243
	(d) Subvention to Parastatals/Tertiary Institutions	4,093,450,000	5.691	3,379,440,000	6.954
	Total: Recurrent Expenditure	39,994,650,000	55.611	36,271,340,000	74.632
3	RECURRENT SURPLUS				
	(a) Transfer to Capital Development Fund	31,924,250,000	44.389	12,328,660,000	25.368
	Total: Recurrent Estimates	71,918,900,000	100.000	48,600,000,000	100.000
4	ESTIMATED CAPITAL RECEIPTS				
	(a) Opening Balance	7,000,000,000	9.865	7,000,000,000	14.916
	(b) Transfer from Consolidated Revenue Fund	31,924,250,000	44.992	12,328,660,000	26.271
	(c) Internal and External Grants	2,000,000,000	2.819	2,000,000,000	4.262
	(d) Internal and External Loan	8,000,000,000	11.275	4,000,000,000	8.523
	(e) Ecology Fund from F.G.N.	3,000,000,000	4.228	3,000,000,000	6.393
	(f) Refund and Re-imburement on Capital, Paris Club and Excess Crude	7,071,440,000	9.966	8,400,340,000	17.900
	(g) Value Added Tax	5,799,633,000	8.174	6,100,000,000	12.998
	(h) Govt Fund Raising Activities and Misc Sources	6,160,000,000	8.681	4,100,000,000	8.737
5	TOTAL ESTIMATED CAPITAL RECEIPTS	70,955,323,000	100.000	46,929,000,000	100.000
6	ESTIMATED CAPITAL EXPENDITURE	70,955,323,000	100.000	46,929,000,000	100.000
7	TOTAL BUDGET SIZE	110,949,973,000	100.000	83,200,340,000	100.000

INTER AGENCY/RES. LIBRARY
 MOE
 ACC N
 SIGN
 DATE

ESTIMATES OF ANAMBRA STATE OF NIGERIA, 2013

RECURRENT REVENUE

SUMMARY

Financial Classificaiton Codes	Description	2013	2012
400000	Taxes	12,195,450,000	6,702,705,000
410000	Fine and Fees ..	3,976,215,000	3,867,745,000
420000	Licences ..	692,090,000	413,720,000
430000	Earnings and Salaes ..	40,713,000	28,180,000
440000	Rent on Government Property ..	73,880,000	68,960,000
450000	Interest on Short Term Loan and Deposits	270,000,000	274,000,000
450100	Dividend ..	150,000,000	100,000,000
450200	Repayment ..	20,000,000	20,000,000
460000	Reimbursement ..	14,000,000	12,000,000
470000	Miscellaneous	486,552,000	512,690,000
	Total: Internal Generated Revenue (IGR)	17,918,900,000	12,000,000,000
480000	State's Share of Federal Revenue ..	54,000,000,000	36,600,000,000
	Total: Consolidated Revenue Fund ..	71,918,900,000	48,600,000,000

ESTIMATES OF ANAMBRA STATE OF NIGERIA, 2013

RECURRENT EXPENDITURE

SUMMARY

Fund Code	Organizations Codes	Ministries/Non-Ministrial Departments/Agencies	Establishment		2013	2013	2013	2012	2012	2012
			2013	2012	Personnel Cost	Overhead Cost	Total	Personnel Cost	Overhead Cost	Total
					=N=	=N=	=N=	=N=	=N=	=N=
1	2010000	Executive Governor's Office ..	487	498	550,000,000	5,900,000,000	6,450,000,000	500,000,000	5,600,000,000	6,100,000,000
1	2110000	Deputy Governor's Office ..	104	109	60,000,000	150,000,000	210,000,000	60,000,000	156,000,000	216,000,000
1	2210000	State House of Assembly ..	'202	202	700,000,000	605,000,000	1,305,000,000	700,000,000	600,000,000	1,300,000,000
1	2310000	Office of the Secretary to the State Government ..	335	350	400,000,000	460,000,000	860,000,000	400,000,000	450,000,000	850,000,000
1	2320000	Abuja Liaison Office ..	'54	59	30,000,000	24,000,000	54,000,000	30,000,000	25,000,000	55,000,000
1	2330000	Lagos Liaison Office ..	'18	30	32,000,000	22,000,000	54,000,000	33,000,000	23,000,000	56,000,000
1	2410000	Office of the Head of Service ..	427	573	430,000,000	55,000,000	485,000,000	420,000,000	50,000,000	470,000,000
1	2510000	Ministry of Agriculture ..	647	683	380,000,000	10,800,000	390,800,000	350,000,000	10,500,000	360,500,000
1	2610000	Ministry of Commerce and Industry	'364	356	140,000,000	12,000,000	152,000,000	140,000,000	12,000,000	152,000,000
1	2710000	Ministry of Health ..	781	893	360,000,000	15,000,000	375,000,000	310,000,000	14,500,000	324,500,000
1	2720000	State Hospital Management Board	'3,101	3,151	2,300,000,000	12,000,000	2,312,000,000	2,000,000,000	10,000,000	2,010,000,000
1	2810000	Ministry of Education ..	524	430	190,000,000	12,000,000	202,000,000	180,000,000	12,000,000	192,000,000
1	2820000	Examination Development Centre	56	62	31,000,000	-	31,000,000	32,000,000	-	32,000,000
1	2840000	Post Primary School Services Commission ..	'8,822	8,761	8,100,000,000	14,500,000	8,114,500,000	8,000,000,000	14,000,000	8,014,000,000
1	2910000	Ministry of Finance ..	238	567	230,000,000	25,500,000	255,500,000	230,000,000	25,500,000	255,500,000
1	2920000	Accountant-General's Office ..	'199	344	-	22,000,000	22,000,000	-	21,000,000	21,000,000
1	2930000	Board of Internal Revenue ..	749	807	250,000,000	20,000,000	270,000,000	255,000,000	21,000,000	276,000,000
1	3010000	Ministry of Information, Culture and Tourism	188	195	91,000,000	9,500,000	100,500,000	90,000,000	9,000,000	99,000,000
1	3020000	Printing and Stationery Department	136	168	83,000,000	6,000,000	89,000,000	82,000,000	5,500,000	87,500,000
1	3110000	Ministry of Justice ..	438	435	200,000,000	17,000,000	217,000,000	195,000,000	17,500,000	212,500,000
1	3210000	Ministry of Lands, Survey and Urban Planning ..	532	532	181,000,000	10,500,000	191,500,000	180,000,000	10,500,000	190,500,000

3

ESTIMATES OF ANAMBRA STATE OF NIGERIA, 2013

RECURRENT EXPENDITURE

SUMMARY

Fund Code	Organizations Codes	Ministries/Non-Ministrial Departments/Agencies	Establishment		2013	2013	2013	2012	2012	2012
			2013	2012	Personnel Cost	Overhead Cost	Total	Personnel Cost	Overhead Cost	Total
					=N=	=N=	=N=	=N=	=N=	=N=
1	3310000	Ministry of Environment	206	182	90,000,000	9,000,000	99,000,000	95,000,000	9,000,000	104,000,000
1	3320000	Forestry	103	109	12,000,000	2,500,000	14,500,000	13,000,000	2,000,000	15,000,000
1	3410000	Ministry of Works	314	363	120,000,000	9,600,000	129,600,000	120,000,000	9,600,000	129,600,000
1	3510000	Ministry of Economic Planning and Budget	168	195	85,000,000	20,000,000	105,000,000	85,000,000	20,000,000	105,000,000
1	3520000	Bureau of Statistics	132	132	5,000,000	10,700,000	15,700,000	5,000,000	10,700,000	15,700,000
1	3610000	Ministry of Women Affairs and Social Development	216	243	75,000,000	9,000,000	84,000,000	75,000,000	9,500,000	84,500,000
1	3710000	Ministry of Youth and Sports	257	371	92,000,000	8,500,000	100,500,000	90,000,000	8,000,000	98,000,000
1	3810000	Ministry of Public Utilities	342	346	120,000,000	10,500,000	130,500,000	120,000,000	10,000,000	130,000,000
1	3910000	Ministry of Local Government and Chieftaincy Matters	92	98	39,000,000	16,000,000	55,000,000	23,000,000	8,500,000	31,500,000
1	4010000	Ministry of Science and Technology	142	179	45,000,000	6,000,000	51,000,000	46,000,000	6,000,000	52,000,000
1	4110000	Office of the State Auditor-General	268	244	64,000,000	9,000,000	73,000,000	63,000,000	8,000,000	71,000,000
1	4210000	Civil Service Commission	161	128	64,000,000	10,000,000	74,000,000	55,000,000	8,000,000	63,000,000
1	4410000	Judiciary	1,885	1,586	1,100,000,000	100,000,000	1,200,000,000	950,000,000	100,000,000	1,050,000,000
1	4420000	Customary Court of Appeal	807	725	145,000,000	45,000,000	190,000,000	145,000,000	40,000,000	185,000,000
1	4510000	Judicial Service Commission	49	49	17,000,000	6,000,000	23,000,000	17,000,000	6,000,000	23,000,000
1	4610000	State Independent Electoral Commission	365	396	55,000,000	46,000,000	101,000,000	55,000,000	45,000,000	100,000,000
1	4710000	Ministry of Transport	195	180	40,000,000	7,500,000	47,500,000	40,000,000	7,500,000	47,500,000
1	4810000	Ministry of Housing	193	132	50,000,000	7,500,000	57,500,000	52,000,000	7,500,000	59,500,000
1	4910000	Local Government Auditor-General	176	156	63,000,000	6,000,000	69,000,000	50,000,000	6,000,000	56,000,000
Total					17,019,000,000	7,741,600,000	24,760,600,000	16,286,000,000	7,408,300,000	23,694,300,000

ESTIMATES OF ANAMBRA STATE OF NIGERIA, 2013

PERSONNEL COST

SUMMARY				
Fund Code	Org/SubOrg/ Sub-Sub Org/ Financial Classification Code	Ministries/Non-Ministrial Departments/Agencies	2013 Personnel Cost	2012 Personnel Cost
			=N=	=N=
1	2010000/010100	Executive Governor's Office		
1	2110000/010100	Deputy Governor's Office	550,000,000	500,000,000
1	2210000/010100	State House of Assembly	60,000,000	60,000,000
1	2310000/010100	Office of the Secretary to the State Government	700,000,000	700,000,000
1	2320000/010100	Abuja Liaison Office	400,000,000	400,000,000
1	2330000/010100	Lagos Liaison Office	30,000,000	30,000,000
1	2410000/010100	Office of the Head of Service	32,000,000	33,000,000
1	2510000/010100	Ministry of Agriculture	430,000,000	420,000,000
1	2610000/010100	Ministry of Commerce and Industry	380,000,000	350,000,000
1	2710000/010100	Ministry of Health	140,000,000	140,000,000
1	2720000/010100	State Hospital Management Board	360,000,000	310,000,000
1	2810000/010100	Ministry of Education	2,300,000,000	2,000,000,000
1	2820000/010100	Examination Development Centre	190,000,000	180,000,000
1	2840000/010100	Post Primary School Services Commission	31,000,000	32,000,000
1	2910000/010100	Ministry of Finance	8,100,000,000	8,000,000,000
1	2920000/010100	Accountant-General's Office	230,000,000	230,000,000
1	2930000/010100	Board of Internal Revenue	-	-
1	3010000/010100	Ministry of Information, Culture and Tourism	250,000,000	255,000,000
1	3020000/010100	Printing and Stationery Department	91,000,000	90,000,000
1	3110000/010100	Ministry of Justice	83,000,000	82,000,000
1	3210000/010100	Ministry of Lands, Survey and Urban Planning	200,000,000	195,000,000
			181,000,000	180,000,000

ESTIMATES OF ANAMBRA STATE OF NIGERIA, 2013

OVERHEAD COST

SUMMARY

Fund Code	Org/SubOrg/ Sub-Sub Org/ Financial Classification Code	Ministries/Non-Ministrial Departments/Agencies	2013 Overhead Cost	2012 Overhead Cost
			=N=	=N=
1	2010000/020100	Executive Governor's Office		
1	2110000/020100	Deputy Governor's Office	5,900,000,000	5,600,000,000
1	2210000/020100	State House of Assembly	150,000,000	156,000,000
1	2310000/020100	Office of the Secretary to the State Government	605,000,000	600,000,000
1	2320000/020100	Abuja Liaison Office	460,000,000	450,000,000
1	2330000/020100	Lagos Liaison Office	24,000,000	25,000,000
1	2410000/020100	Office of the Head of Service	22,000,000	23,000,000
1	2510000/020100	Ministry of Agriculture	55,000,000	50,000,000
1	2610000/020100	Ministry of Commerce and Industry	10,800,000	10,500,000
1	2710000/020100	Ministry of Health	12,000,000	12,000,000
1	2720000/020100	State Hospital Management Board	15,000,000	14,500,000
1	2810000/020100	Ministry of Education	12,000,000	10,000,000
1	2820000/020100	Examination Development Centre	12,000,000	12,000,000
1	2840000/020100	Post Primary School Services Commission	-	-
1	2910000/020100	Ministry of Finance	14,500,000	14,000,000
1	2920000/020100	Accountant-General's Office	25,500,000	25,500,000
1	2930000/020100	Board of Internal Revenue	22,000,000	21,000,000
1	3010000/020100	Ministry of Information, Culture and Tourism	20,000,000	21,000,000
1	3020000/020100	Printing and Stationery Department	9,500,000	9,000,000
1	3110000/020100	Ministry of Justice	6,000,000	5,500,000
1	3210000/020100	Ministry of Lands, Survey and Urban Planning	17,000,000	17,500,000
			10,500,000	10,500,000

ESTIMATES OF ANAMBRA STATE OF NIGERIA, 2013

PERSONNEL COST

SUMMARY

Fund Code	Org/SubOrg/ Sub-Sub Org/ Financial Classification Code	Ministries/Non-Ministrial Departments/Agencies	2013 Personnel Cost	2012 Personnel Cost
			=N=	=N=
1	3310000/010100	Ministry of Environment ..	90,000,000	95,000,000
1	3320000/010100	Forestry	12,000,000	13,000,000
1	3410000/010100	Ministry of Works	120,000,000	120,000,000
1	3510000/010100	Ministry of Economic Planning and Budget	85,000,000	85,000,000
1	3520000/010100	Bureau Of Statistics	5,000,000	5,000,000
1	3610000/010100	Ministry of Women Affairs and Social Development	75,000,000	75,000,000
1	3710000/010100	Ministry of Youth and Sports ..	92,000,000	90,000,000
1	3810000/010100	Ministry of Public Utilities ..	120,000,000	120,000,000
1	3910000/010100	Ministry of Local Government and Chieftaincy Matters	39,000,000	23,000,000
1	4010000/010100	Ministry of Science and Technology	45,000,000	46,000,000
1	4110000/010100	Office of the State Auditor-General	64,000,000	63,000,000
1	4210000/020100	Civil Service Commission ..	64,000,000	55,000,000
1	4410000/010100	Judiciary	1,100,000,000	950,000,000
1	4420000/010100	Customary Court of Appeal ..	145,000,000	145,000,000
1	4510000/010100	Judicial Service Commission ..	17,000,000	17,000,000
1	4610000/010100	State Independent Electoral Commission	55,000,000	55,000,000
1	4710000/010100	Ministry of Transport	40,000,000	40,000,000
1	4810000/010100	Ministry of Housing	50,000,000	52,000,000
1	4910000/010100	Local Government Auditor-General	63,000,000	50,000,000
	Total		17,019,000,000	16,286,000,000

ESTIMATES OF ANAMBRA STATE OF NIGERIA, 2013

RECURRENT EXPENDITURE

SUBVENTIONS TO PARASTATALS/TERTIARY EDUCATIONAL INSTITUTIONS

Fund Code	S/No.	Org/SubOrg/Sub-Sub Org/ Financial Classification	Parastatal/Tertiary Institutions/Agencies	2013	2012	CONTROLLING MINISTRY
				ALLCOATION	ALLCOATION	
1	1	201000/050201	Volunteer Service Agency	10,000,000	11,000,000	Executive Gov's Office
1	2	2010002/050202	Anambra State Waste Management Agency (ASWAMA)	36,000,000	-	Executive Gov's Office
1	3	2120001/050201	Boundary Commission	7,000,000	5,000,000	Deputy Governor
1	4	2420001/050201	Anambra State Pensions Board	3,500,000	3,500,000	Head of Service
1	5	2530001/050201	Anambra State Agricultural Dev. Programme	5,000,000	4,000,000	Ministry of Agriculture
1	6	2530002/050202	College of Agriculture, Mgbakwu	8,000,000	8,000,000	= do =
1	7	2530003/050203	Nkwelle Ezunaka Farm Settlement	2,500,000	2,400,000	= do =
1	8	2530004/050204	Anambra State Tractor Hiring Service	2,400,000	2,000,000	= do =
1	9	2730002/050202	College of Health Technology, Obosi	6,000,000	15,500,000	Ministry of Health
1	10	2750003/050201	Anambra State Teaching Hospital, Awka	1,200,000,000	600,000,000	Ministry of Health
1	11	2850001/050201	Anambra State University, Uli	1,350,000,000	1,295,000,000	Ministry of Education
1	12	2850002/050202	College of Education, Nsugbe	750,000,000	700,000,000	= do =
1	13	2850003/050203	Special Education Centre, Isulo	850,000	850,000	= do =
1	14	2850004/050204	Special Education Centre, Umuchu	1,900,000	1,900,000	= do =
1	15	2850005/050205	Adult and Non-Formal Education	4,000,000	4,000,000	= do =
1	16	2850007/050207	Anambra State University, Igbariam Campus	100,000,000	100,000,000	= do =
1	17	2850008/050208	Anambra State Universal Basic Education Board	49,000,000	49,000,000	= do =
1	18	3030001/050201	Anambra Broadcasting Service	216,000,000	206,000,000	Ministry of Information
1	19	3030002/050202	Anambra State Library Board	48,000,000	45,000,000	= do =
1	20	3030003/050203	Arts Council	250,000	240,000	= do =
1	21	3030004/050204	Anambra State Printing and Publishing Comp	65,000,000	65,000,000	= do =
1	22	3010005/050205	State Tourism Board	750,000	750,000	= do =
1	23	3120001/050201	Legal Aid Council	1,500,000	1,500,000	Ministry of Justice Dev.
1	24	3220001/050201	Land Use Allocation Commission	4,000,000	4,000,000	Ministry of Lands
1	25	3330001/050201	ANSEPA	-	35,000,000	Ministry of Environment
1	26	3620001/050201	Motherless Babies Home (Women Affairs)	6,000,000	5,000,000	Women Affairs & Social Dev
1	27	3720001/050201	National Youth Service Corps	1,300,000	1,300,000	Ministry of Youth & Sports
1	28	3820001/050201	Anambra State Fire Service	3,000,000	2,500,000	Ministry of Public Utilities
1	29	3820002/050202	Anambra State Water Corporation	200,000,000	200,000,000	= do =
1	30	3820003/050203	Rural Water Supply and Sanitation Agency (RUWASSA)	8,500,000	8,000,000	Ministry of Public Utilities
1	31	4820001/050203	Anambra State Housing Corporation	3,000,000	3,000,000	Ministry of Housing
Total				4,093,450,000	3,379,440,000	-

ESTIMATES OF ANAMBRA STATE OF NIGERIA, 2013

OVERHEAD COST

SUMMARY

Fund Code	Org/SubOrg/ Sub-Sub Org/ Financial Classification Code	Ministries/Non-Ministrial Departments/Agencies	2013 Overhead Cost =N=	2012 Overhead Cost =N=
1	3310000/020100	Ministry of Environment ..	9,000,000	9,000,000
1	3320000/020100	Forestry	2,500,000	2,000,000
1	3410000/020100	Ministry of Works	9,600,000	9,600,000
1	3510000/020100	Ministry of Economic Planning and Budget	20,000,000	20,000,000
1	3520000/020100	Bureau of Statistics	10,700,000	10,700,000
1	3610000/020100	Ministry of Women Affairs and Social Development	9,000,000	9,500,000
1	3710000/020100	Ministry of Youth and Sports ..	8,500,000	8,000,000
1	3810000/020100	Ministry of Public Utilities ..	10,500,000	10,000,000
1	3910000/020100	Ministry of Local Government and Chieftaincy Matters	16,000,000	8,500,000
1	4010000/020100	Ministry of Science and Technology	6,000,000	6,000,000
1	4110000/020100	Office of the State Auditor-General	9,000,000	8,000,000
1	4210000/020100	Civil Service Commission ..	10,000,000	8,000,000
1	4410000/020100	Judiciary	100,000,000	100,000,000
1	4420000/020100	Customary Court of Appeal ..	45,000,000	40,000,000
1	4510000/020100	Judicial Service Commission ..	6,000,000	6,000,000
1	4610000/020100	State Independent Electoral Commission	46,000,000	45,000,000
1	4710000/020100			

8

RECURRENT REVENUE

ESTIMATES OF ANAMBRA STATE OF NIGERIA, 2013

RECURRENT REVENUE

Find Code	Org/Sub/Sub-Sub Org/Financial Classification Code	REVENUE ITEMS	2013 Estimates	2012 Estimates
	400000	TAXES		
		BOARD OF INTERNAL REVENUE		
1	2930000/400100	Pools Betting Tax		
1	2930006/400101	Pay As You Earn (Cash)	3,000,000	1,500,000
1	2930006/400102	Pay As You Earn (A/V)	5,200,000,000	2,950,000,000
1	2930006/400103	Direct Assessment Tax (Current)	550,000,000	600,000,000
1	2930006/400104	Direct Assessment Arrears	2,500,000,000	800,000,000
1	2930006/400105	Tax Collection Agent Debit	14,000,000	15,000,000
1	2930006/400106	Penalties	3,500,000	2,000,000
1	2930006/400107	Entertainment Tax	150,000,000	13,000,000
1	2930006/400108	With-Holding Tax	10e	500,000
1	2930006/400109	Mortuary Tax	2,000,000,000	800,000,000
1	2930006/400110	Social Function Tax/Education Tax	10e	2,000,000
1	2930006/400111	Development Levy	10e	5,000,000
1	2930006/400112	Ozo Title Tax	250,000,000	80,000,000
1	2930006/400113	Capital Gains Tax	10e	30,000
1	2930006/400114	Infrastructural and Maintenance Levy	177,950,000	100,000,000
1	2930006/400115	Container Levy	5,000,000	10,000,000
1	2930006/400116	Commercial Road User Tax (Sale of Consolidated Emblem)	10e	10e
1	2510000/400200	MINISTRY OF AGRICULTURE		
1	2510007/400201	Cattle Tax (Veterinary)		
1	2510008/400202	Registration of Poultry Houses and Hatcheries	18,000,000	19,000,000
	2910000/400300	MINISTRY OF FINANCE		
1	2910003/400301	Anambra State Property and Land Use Charge	1,200,000,000	1,184,675,000
1	4710003/400400	MINISTRY OF TRANSPORT		
1	4710003/400401	Commercial Road User Tax	120,000,000	115,000,000
		TOTAL: TAXES	12,195,450,000	6,702,705,000
	410000	FINES AND FEES		
	2010000/410100	GOVERNMENT HOUSE		
1	2010006/410101	Fees from Government House Clinic	400,000	350,000
	4110000/410200	AUDIT DEPARTMENT		
1	4110007/410201	Renewal Fees	80,000	60,000
1	4110007/410202	Registration of External Auditors	75,000	75,000

ESTIMATES OF ANAMBRA STATE OF NIGERIA, 2013

RECURRENT REVENUE

Fund Code	Org/Sub/Sub-Sub Org/Financial Classification Code	REVENUE ITEMS	2013 Estimates	2012 Estimates
		LOCAL GOVERNMENT AUDIT		
1	4910006/410300	Local Government Audit Fees	800,000	1,000,000
1	4910005/410301	Registration of External Auditors	200,000	200,000
		BOARD OF INTERNAL REVENUE		
1	2930000/410400	Gaming Commission Pool Proprietor Form Fee	200,000	200,000
1	2930006/410401	Pools Agents Application Form Fees	50,000	60,000
1	2930006/410402	Gaming House Form Fees	100,000	200,000
1	2930006/410403	Casino Form Fees	50,000	50,000
1	2930006/410404	Identification of Motor Vehicles	450,000,000	50,000,000
1	2930006/410405	Drivers License Test	5,000,000	6,000,000
		MINISTRY OF AGRICULTURE		
1	2510000/410500	Vertinary Health Certificate	800,000	1,000,000
1	2510007/410501	Palm Oil Produce Inspection	800,000	1,000,000
1	2510007/410502	Palm Kernel Produce Inspection	500,000	500,000
1	2510006/410503	Produce Inspection - Others	30,000,000	22,000,000
1	2510006/410504			
		FORESTRY DEPARTMENT		
1	3320000/410600	Forestry Zoo Fees	100,000	50,000
1	3320003/410601	Forestry Offences	200,000	6,000,000
1	3320003/410602	Others	100,000	10,000,000
1	3320003/410603			
		MINISTRY OF EDUCATION		
1	2810000/410700	Vocational Centre/On Line Registration	4,000,000	5,000,000
1	2810003/410701	Registration of Private Schools/Vocational Centres	4,000,000	4,000,000
1	2810003/410702	Renewal of Private Schools	15,000,000	6,000,000
1	2810003/410703	Application Fees for Private Schools	18,700,000	5,000,000
1	2810003/410704	Inter-State Transfer of Students	200,000	200,000
1	2810003/410705	Transfer from Private to Public Schools	200,000	200,000
1	2810003/410706	Sport Levy	27,000,000	8,000,000
1	2810003/410707	Penalty Fees for Private School Operating illegally	18,000,000	20,000,000
1	2810003/410708			
		MINISTRY OF YOUTH AND SPORTS		
1	3710000/410800	Registration of Youth Club and Organizations	600,000	730,000
1	3710002/410801			
		POST PRIMARY SCHOOL SERVICES COMM.		
1	2840000/410000	Tuition Fees (Secondary)	310,000,000	300,000,000
1	2840003/410901			

ESTIMATES OF ANAMBRA STATE OF NIGERIA, 2013

RECURRENT REVENUE

Fund Code	Org/Sub/Sub-Sub Org/Financial Classification Code	REVENUE ITEMS	2013 Estimates	2012 Estimates
		STATE HOSPITAL MANAGEMENT BOARD - Contd		
1	2720003/411312	Medical Certificate	3,500,000	7,500,000
	3110000/411400	MINISTRY OF JUSTICE		
1	3110003/411401	Administrative and Oath Fees	3,400,000	4,600,000
1	3110009/411402	Income from Investments	800,000	800,000
1	3110005/411403	Court Awards	100,000	50,000
1	3110009/411404	Fiat Fees	300,000	200,000
1	3110009/411405	Trust Fees	1,000,000	2,000,000
1	3110003/411406	Sale of Law Reports and Documents	300,000	800,000
1	3110003/411407	Justice of Peace (JP) Fees	400,000	-
1	3110003/411408	Certification Fees	600,000	-
	4410000/411500	JUDICIARY		
1	4410007/411501	Court Fines (High Court and Magistrate Court)	5,000,000	4,500,000
1	4410007/411502	Court Fines and Traffic Offences	500,000	140,000
1	4410007/411503	Court Fines: Customary Courts	400,000	500,000
1	4410007/411504	Court Fees (High Court and Magistrate Court)	50,000,000	35,000,000
1	4410005/411505	Probate Fees	65,000,000	40,000,000
	2610000/411600	MINISTRY OF COMMERCE AND INDUSTRY		
1	2610003/411601	Registration Fee Cooperative Societies	100,000	1,000,000
1	2610003/411602	Co-operative Audit Fees	500,000	600,000
1	2610003/411603	Registration/Renewal of Business Premises	55,000,000	60,400,000
1	2610003/411604	Anambra Manifest and Insurance Scheme	10,000	20,000
1	2610003/411605	Commerce Fees	10,000	10,000
1	2610003/411606	Tourism Registration Fees/Tourism Development Levy	10e	10e
1	2610003/411607	Hotel Percentage Revenue	10e	50,000
1	2610003/411608	Anambra Marketing Percentage Profit	50,000	10e
1	2610003/411609	Miscellaneous	20,000	10,000
1	2610003/411610	Market Development Fees	60,000,000	65,000,000
1	2610003/411611	Market Traders Levy	30,000,000	80,000,000
1	2610003/411612	Market Stallage Fees	1,075,000,000	1,252,900,000
	3410000/411700	MINISTRY OF WORKS		
1	3410003/411701	Annual Registration of Contractors	3,500,000	4,500,000
1	3410003/411702	Fees for Tender Documents	25,000,000	6,000,000
1	3410003/411703	Industry Fees/Vehicle Inspection Test	1,000,000	1,000,000
1	3410003/411704	Annual Renewal of Contractors	6,000,000	5,000,000
1	3410003/411705	Right of Way Permit	4,000,000	4,000,000

ESTIMATES OF ANAMBRA STATE OF NIGERIA, 2013

RECURRENT REVENUE

Fund Code	Org/Sub/Sub-Sub Org/Financial Classification Code	REVENUE ITEMS	2013 Estimates	2012 Estimates
		POST PRIMARY SCHOOL SERVICES COMM. - Contd		
1	2840003/410902	Equipment Fees	10e	500,000
1	2840003/410903	Vocational Centres (School Fees)	10e	1,500,000
1	2840003/410904	Others	500,000	500,000
1	2840003/410905	Sports Levy	6,000,000	6,000,000
		CIVIL SERVICE COMMISSION		
1	4210000/411000 4210004/411001	Civil Service Entrance Examination Fees	30,000	20,000
		MINISTRY OF FINANCE		
1	2910000/411100 2910003/411101	Stamp Duties Penalties	25,000,000	36,465,000
1	2910003/411102	Directors Fees	200,000	150,000
		MINISTRY OF HEALTH		
1	2710006/411200 2710003/411201	Registration of Hospitals and Maternities	2,500,000	2,800,000
1	2710003/411202	Tuition Fees for School of Health Technology	10,200,000	7,100,000
1	2710003/411203	Tuition Fees - School of Nursing, Nkpor	1,900,000	2,000,000
1	2710003/411204	Registration/Renewal of Traditional Medicine Practitioners	2,000,000	2,000,000
1	2710003/411205	Mobile Dental Clinic Fees	10e	10e
1	2710003/411206	International Immunization Fees	200,000	200,000
1	2710003/411207	Street Trading Regulation	100,000	100,000
1	2710003/411208	Pure Water Analysis	100,000	100,000
1	2710003/411209	Sale of State Common Entrance Form (School and Nursing)	5,000,000	3,000,000
1	2710003/411210	Tuition Fees to School of Midwifery, Nkpor	1,200,000	1,500,000
1	2710003/411211	Interview Fee to School of Nursing and Midwifery	500,000	500,000
1	2710003/411212	Renewal of Hospitals and Maternities	4,000,000	2,500,000
1	2710003/411213	Patent and Proprietary Medicine Vendors	500,000	735,000
		STATE HOSPITAL MANAGEMENT BOARD		
1	2720000/411300 2720003/411301	Medical Examination Fees	1,500,000	1,000,000
1	2720003/411302	Mortuary Fees	500,000	1,000,000
1	2720003/411303	Ambulance Fees	500,000	500,000
1	2720003/411304	Surgery Fees	1,500,000	2,400,000
1	2720003/411305	Drug/Injection Fees	6,000,000	8,000,000
1	2720003/411306	Laboratory Fees	3,500,000	3,000,000
1	2720003/411307	Ante-Natal/Obste/Gynecology Fees	400,000	800,000
1	2720003/411308	Dental Fees	800,000	1,000,000
1	2720003/411309	Bed Fees	700,000	800,000
1	2720003/411310	X-Ray Fees	900,000	700,000
1	2720003/411311	Miscellaneous	2,600,000	2,500,000

ESTIMATES OF ANAMBRA STATE OF NIGERIA, 2013

RECURRENT REVENUE

Fund Code	Org/Sub/Sub-Sub Org/Financial Classification Code	REVENUE ITEMS	2013 Estimates	2012 Estimates
	4710000/411800	MINISTRY OF TRANSPORT		
1	4710003/411801	Container Levy		
1	4710003/411802	Passengers Manifest	6,060,000	6,000,000
1	4710003/411803	Diesel Oil Unallocated Stores	100,000	100,000
1	4710003/411804	Registration Of Lubricant Dealers	10e	10e
1	4710003/411805	Registration of Mech Repair Workshops	10e	500,000
1	4710003/411806	Petroleum Products Levy	1,000,000	10e
1	4710003/411807	Registration of Spare Parts Stores	10e	10e
1	4710003/411808	Hackney Permit	550,000	10e
1	4710003/411809	Registration of Commercial Buses	65,240,000	10e
1	4710003/411810	Decongestion, Loading and Off Loading	2,000,000	3,500,000
1	4710003/411811	V.I.O. Function/Duties	4,000,000	4,000,000
1	4710003/411812	Registration of Taxis	1,000,000	1,000,000
1	4710003/411813	Information Communication Technologies	2,000,000	2,000,000
1	4710003/411814	VSAT Installation Permit	10e	10e
1	4710003/411815	Cyber Café Operation Permit	10e	10e
1	4710003/411816	Installation/Monitoring of Telecom Mast	10e	150,000
1	4710003/411817	Okada Riders Permit	10e	100,000
1	4710003/411818	Marine Transport Fees	3,000,000	2,600,000
1	4710003/411821	Motor Park Fees	20,000	200,000
1	4710003/411819	Mobile Promotion Advert/Trading Permit	550,000,000	500,000,000
1	4710003/411820	Bill Board Erection/Installation Permit	-	-
	3210000/411900	MINISTRY OF LANDS SURVEY AND URBAN DEV.		
1	3210003/411901	Deed Fees Application/Registration/Preperation		
1	3210003/411902	Survey Fees	40,000,000	50,000,000
1	3210003/411903	Non Refundable App Fee Allocation of Land	14,000,000	16,000,000
1	3210003/411904	Survey School Fees	8,000,000	9,000,000
1	3210003/411905	Plan Approval Fees	200,000	500,000
1	3210003/411906	Premium on Land	5,000,000	10,000,000
1	3210003/411907	Consent Fee	60,000,000	65,000,000
1	3210003/411908	Caution Fee	50,000,000	44,300,000
1	3210003/411909	Fee - I.O.F	500,000	700,000
1	3210003/411910	Re-certification of certificates of Occupancy	50,000	100,000
1	3210003/411911	Layout/Variation Approval Fee	6,000,000	7,000,000
1	3210003/411912	Sub-Division Fees	10,000	100,000
1	3210003/411913	Change of Use/change of Purpose of Lease fees	10,000	400,000
1	3210003/411914	Certification to (CTC) of Layout Prints fees	10,000	200,000
			1,000,000	500,000

ESTIMATES OF ANAMBRA STATE OF NIGERIA, 2013

RECURRENT REVENUE

Fund Code	Org/Sub/Sub-Sub Org/Financial Classification Code	REVENUE ITEMS	2013 Estimates	2012 Estimates
		MINISTRY OF LANDS SURVEY AND URBAN DEV. - Contd.		
1	3210003/411915	Evaluation of Technical (EIA) Reports on Projects on State Land Fees	100,000	300,000
1	3210003/411916	Private Layout approval fees	2,000,000	900,000
1	3210003/411917	Re-establishment of Boundary Beacons	1,000,000	200,000
1	3210003/411918	Fees for Tender Documents	2,500,000	-
		EXAMINATION DEVELOPMENT CENTRE		
1	2820000/412000			
1	2820003/412001	Examination Fees: Teacher Grade II Certificate	100,000	100,000
1	2820003/412002	Examination Fees: First School Leaving Certificate	500,000	500,000
1	2820003/412003	Common Entrance Examination (JSS)	2,500,000	2,000,000
1	2820003/412004	Examination Fees: Technical Schools	300,000	300,000
1	2820003/412005	Examination Fees: Junior Secondary Schools	1,000,000	1,000,000
1	2820003/412006	Examination Fees: Other Issue of Referred Candidates	100,000	100,000
1	2820003/412007	Sales of Junior Secondary Previous Certificate Examination Questions	1,000,000	800,000
1	2820003/412008	Sale of Common Entrance Examination Question/Answers (GCE/JSS)	300,000	200,000
1	2820003/412009	Exam Ethics	50,000	50,000
1	2820003/412010	Withholding Fees	3,500,000	3,000,000
1	2820003/412011	Exam Fees: Teachers Grade I Certificate	50,000	50,000
1	2820003/412012	Examination Fees: School of Nursing and Midwifery	1,000,000	800,000
1	2820003/412013	Commission for sale of JAMB Forms	10,000	10e
1	2820003/412014	Examination fee Teachers Grade 1 Certificate	200,000	50,000
1	2820003/412015	Nursing (Question/Answer)	300,000	200,000
1	2820003/412016	Continuous Assessment Report Book	2,000,000	5,000,000
		GOVERNMENT HOUSE (PARKS AND MARKETS)		
1	2010000/412100			
1	2010003/412101	Market Traders Levy	-	-
1	2010003/412102	Market Development Fees	-	-
1	2010003/412103	Motor Park Fees	-	-
1	2010003/412104	Market Stallage Fees	-	-
		MINISTRY OF PUBLIC UTILITIES		
1	3810000/412200			
1	3810007/412201	Fire Service Fees	2,000,000	2,000,000
1	3810007/412202	Hire of Plant and Equipment	100,000	100,000
1	3810007/412203	Registration and Renewal of Town Union and Social Clubs	200,000	200,000
1	3810007/412204	Registration of Contractors/Renewal of Contractors	100,000	500,000
1	3810007/412205	Water Borehole and Tankers Levy	500,000	1,000,000
		MINISTRY OF WOMEN AFFAIRS AND SOCIAL DEVELOPMENT		
1	3610003/412300			
1	3610003/412301	Registration and Renewal of Daycare Centres	500,000	500,000
1	3610003/412302	Amusement Park Fees	500,000	100,000
1	3610003/412303	Day Care Centre Fees	50,000	100,000

ESTIMATES OF ANAMBRA STATE OF NIGERIA, 2013

RECURRENT REVENUE

Fund Code	Org/Sub/Sub-Sub Org/Financial Classification Code	REVENUE ITEMS	2013 Estimates	2012 Estimates
	3610003/412300	MINISTRY OF WOMEN AFFAIRS AND SOCIAL DEVELOPMENT		
1	3610003/412304	Motherless Babies Fees		
1	3610003/412305	Registration of Voluntary Organization and NGOs	20,000	20,000
1	3610003/412306	Hire of Women Development Centre Hall	1,000,000	1,600,000
1	3610003/412307	Government House Canteen	5,000,000	1,000,000
	3310000/412400	MINISTRY OF ENVIRONMENT	1,100,000	100,000
1	3310003/412401	Annual Registration and Renewal of Contractors		
1	3310003/412402	Fee for Tender Document on Environment	5,400,000	3,400,000
1	3310003/412403	Others (Environmental Decoration)	1,000,000	1,500,000
1	3310003/412404	Sanitation Levy (Awka and Environs)	500,000	1,000,000
1	3310003/412405	Sanitation Levy (Onitsha and Environs)	50,000,000	205,000,000
1	3310003/412406	Environmental Pollution and Effluent Discharge	120,000,000	695,000,000
	4010000/412500	MINISTRY OF SCIENCE AND TECHNOLOGY	30,000,000	-
1	4010003/412501	Sand Beach Tolls/Environ Remediation Fees		
1	4010003/412502	Metal Scraps and Welders/Fabricators Tolls	7,100,000	8,000,000
1	4010003/412503	Registration of Machanic Workshop Fees	3,600,000	-
1	4010003/412504	Registration of Auto Spare parts/Machine Fees	3,000,000	-
	2410000/412600	OFFICE OF HEAD OF SERVICE	3,000,000	-
1	2410003/412601	Hire of Head of Service Conference Hall and Committee Room	400,000	400,000
1	2410003/412602	Rent of Secretariat Complex	500,000	500,000
	3510000/412700	MINISTRY OF ECONOMIC PLANNING AND BUDGET		
1	3510003/412701	Registration of Contractors for MDG Projects		
1	3510000/412702	Deduction from MDG Contracts	12,000,000	20,000,000
	3910000/412800	MINISTRY OF LOCAL GOVT. AND CHIEFTAINCY MATTERS	25,000,000	-
1	3910003/412801	Registration of Town Unions		
1	3910003/412802	Election Fees from Town Unions	2,000,000	2,500,000
1	3910003/412803	Renewal Fees from Town Unions	4,500,000	5,000,000
1	3910003/412804	Annual Registration of Contractors	2,000,000	2,500,000
1	3910003/412805	Fees for Tender Documents	500,000	1,000,000
1	3910003/412806	Annual Renewal of Contractors	200,000	400,000
1	3910003/412807	Bill Board Advert Fees	200,000	2,000,000
1	3910003/412808	Property/Tenement Rate	26,900,000	25,000,000
1	3910003/412809	Registration fees for Social Club	10e	10e
1	3910003/412810	Renewal fees for Social Club	100,000	100,000
1	3910003/412811	Mobile Promotion Advert/Trading Permit	200,000	100,000
1	3910003/412812	Deductions from Local Government Contracts	10e	6,000,000
1	3910003/412813	Sale of Consolidated Emblems	100,000,000	-
1	3910003/412814	Others	300,000,000	-
1	3910003/412815	Sanitation Levy from Ministry of Local Government and Chieftaincy Matters	2,500,000	-
			50,000,000	-

ESTIMATES OF ANAMBRA STATE OF NIGERIA, 2013

		RECURRENT REVENUE		
Fund Code	Org/Sub/Sub-Sub Org/Financial Classification Code	REVENUE ITEMS	2013 Estimates	2012 Estimates
	4810000/412900	MINISTRY OF HOUSING		
1	4810003/412901	Registration of Contactors	3,000,000	3,200,000
1	4810003/412902	Annual Renewal of Contractors	1,000,000	1,000,000
1	4810003/412903	Hydraform fees	2,500,000	3,800,000
1	4810003/412904	Tender fees	3,000,000	3,600,000
	4420000/413000	CUSTOMARY COURT OF APPEAL		
1	4420003/413001	Court Fine	500,000	500,000
1	4420003/413002	Court Fees	3,500,000	4,500,000
	2010003/413100	OFFICE OF THE SPECIAL DUTIES		
1	2010003/413101	Diesel Oil Lubricant Stores	200,000	10e
1	2010003/413102	Registration of Lubricant Dealers	600,000	500,000
1	2010003/413103	Petroleum Product Levy	10e	10e
1	2010003/413104	Information Communication Technology	500,000	10e
1	2010003/413105	VSAT Installation Permit	400,000	10e
1	2010003/413106	Cyber Café Operation Permit	110,000	10e
1	2010003/413107	Installation/Monitoring & Telecommunication Mast	500,000	-
	3010000/413200	MINISTRY OF INFORMATION, CULTURE AND TOURISM		
1	3010003/413201	Tourism Registration fees/ Tourism Development Levy	250,000	-
1	3010003/413202	Hotel Percentage Revenue	250,000	-
	2110000/414000	DEPUTY GOVERNOR'S OFFICE		
1	2110003/414001	Sale of Pilgrimage Forms for Christians	2,000,000	2,500,000
1	2110003/414002	Sale of Pilgrimage Forms for Moslems	500,000	400,000
FINES AND FEES			3,976,215,000	3,867,745,000
	2930000/420100	LICENCES		
		BOARD OF INTERNAL REVENUE		
1	2930006/420101	Pools Proprietor's Licenses and Renewal	500,000	100,000
1	2930006/420102	Pools Agents' Licenses	500,000	150,000
1	2930006/420103	Gaming Houses Licenses	100,000	80,000
1	2930006/420104	Gaming Machine Licenses	100,000	100,000
1	2930006/420105	Lotto Nigeria	50,000	100,000
1	2930006/420106	Motor Vehicle Licenses	600,000,000	350,000,000
1	2930006/420107	Motor Drivers' Licenses	30,000,000	50,000,000
1	2930006/420108	New Registration of Vehicles	50,000,000	10,000,000
1	2930006/420109	Change of Ownership	7,000,000	150,000
1	2930006/420110	Proof of Ownership Certificate	1,400,000	500,000

ESTIMATES OF ANAMBRA STATE OF NIGERIA, 2013

RECURRENT REVENUE

Fund Code	Org/Sub/Sub-Sub Org/Financial Classification Code	REVENUE ITEMS	2013 Estimates	2012 Estimates
1	2510000/420200 2510007/420201	MINISTRY OF AGRICULTURE Veterinary Licenses	1,000,000	200,000
1	3320000/420300 3320003/420301	FORESTRY DEPARTMENT Forestry Game Licenses	100,000	150,000
1	3320003/420302	Forestry Licenses	1,000,000	1,000,000
1	2610000/420400 2610003/420401	MINISTRY OF COMMERCE AND INDUSTRY Petroleum Product Dealers Licenses	100,000	100,000
1	3210000/420500 3210003/420501	MINISTRY OF LANDS, SURVEY AND URBAN DEVELOPMENT Temporary Occupation Licenses	50,000	50,000
1	2710000/420600 2710003/420601	MINISTRY OF HEALTH Patent and Proprietary Licenses	100,000	100,000
1	3010000/420700 3010003/420701	MINISTRY OF INFORMATION, CULTURE AND TOURISM Mobile Cinematograph Licenses	50,000	50,000
1	3610000/420800 3610003/420801	MINISTRY OF WOMEN AFFAIRS AND SOCIAL DEVELOPMENT Licensing of Place of Worship for Celebration of Marriages	40,000	40,000
LICENSES			692,090,000	413,720,000
1	430000 2010000/430100 2010003/430101	EARNING AND SALES GOVERNMENT HOUSE Sale of Livestock Products	10e	10e
1	3210000/430200 3210003/430201	LANDS, SURVEY AND URBAN PLANNING Sale of Maps/Deposits for Plans	3,500,000	3,410,000
1	3210003/430202	Premium on Non-State Lands	3,000,000	1,000,000
1	2310000/430300 2310003/430301	SECRETARY TO THE STATE GOVERNMENT Identity Cards	450,000	500,000
1	2310003/430302	Hire of Ekwueme Square	1,200,000	1,000,000
1	2310003/430303	Hire of Vehicles	250,000	200,000
1	2310003/430304	Hire of Conference Hall	1,000,000	

ESTIMATES OF ANAMBRA STATE OF NIGERIA, 2013

RECURRENT REVENUE

Fund Code	Org/Sub/Sub-Sub Org/Financial Classification Code	REVENUE ITEMS	2013 Estimates	2012 Estimates
	2330000/430400	ANAMBRA STATE LIAISON OFFICE LAGOS		
1	2330003/430401	Guest House Fees	100,000	100,000
1	2330003/430402	Identification Letters	2,000,000	2,500,000
	2510000/430500	MINISTRY OF AGRICULTURE		
1	2510006/430501	Veterinary: Sale of Eggs and Poultry Investigations	50,000	100,000
1	2510006/430502	Veterinary: Sale of Meat and Livestock	50,000	200,000
1	2510006/430503	Veterinary: Sale of Drugs/Health Certificate	400,000	500,000
1	2510008/430504	Sale of Fish and Hire of Fisheries Equipment	200,000	200,000
1	2510007/430505	Sale of Livestock Products	50,000	50,000
1	2510007/430506	Sale of Photographic Product	10,000	10e
1	2510007/430507	Sale of Planting Materials (Food Crops)	200,000	300,000
1	2510008/430508	Sale of Planting Materials (Tree Crops)	800,000	800,000
1	2510003/430509	Sale of Market Garden Produce	20,000	20,000
1	2510003/430510	Sale of Fertilizer	600,000	500,000
1	2510003/430511	Sale of Miscellaneous Agricultural Product	200,000	150,000
1	2510005/430512	Sale of Insecticides and Agricultural Chemicals	200,000	100,000
1	2510005/430513	Other Lands Allocation Earnings	50,000	50,000
1	2510003/430514	Repair of Vehicles, Machinery and Equipment	10e	10e
1	2510003/430515	Earnings Miner Irrigation Pumps	10e	10e
1	2510006/430516	Agricultural Shows and Fairs Re Iriji Festival	100,000	100,000
1	2510005/430517	Engineering: Hire of Government Vehicle/Equipment	3,000,000	200,000
1	2510006/430518	Rice Project	2,000,000	500,000
1	2510006/430519	Land Rent from State Land	500,000	200,000
	3320000/430600	FORESTRY DEPARTMENT		
1	3320003/430601	Forestry Produce	5,000,000	3,500,000
	2810000/430700	MINISTRY OF EDUCATION		
1	2810003/430701	Special Education Centre	50,000	50,000
1	2810003/430702	Sale of Crafts by Special Education Cent	10,000	10,000
1	2810003/430703	Curriculum Development Centre: Sale of Instruction Materials	10e	10e
1	2810003/430704	Levy for Furnishing damaged Secondary Schools	100,000	100,000
	2840000/430800	POST PRIMARY SCHOOL SERVICE COMMISSION		
1	2840003/430801	Domestic Science Centre: Sale of Product	50,000	50,000
1	2840003/430802	Trade Centre: Sale of Workshop Products	40,000	50,000
1	2840003/430803	Trade School: Sale of Workshop Products	30,000	40,000
1	2840003/430804	Sale of Magazines Records Folders for Guidance and Counselling	20,000	20,000

ESTIMATES OF ANAMBRA STATE OF NIGERIA, 2013

RECURRENT REVENUE

Fund Code	Org/Sub/Sub-Sub Org/Financial Classification Code	REVENUE ITEMS	2013 Estimates	2012 Estimates
	2910000/430900	MINISTRY OF FINANCE		
1	2910003/430901	Hire of Government Vehicles		
1	2910003/430902	Sale of Boarded Vehicles	700,000	800,000
1	2910003/430903	Others, Registration of Auctioners	4,000,000	2,000,000
			1,000,000	100,000
	2930000/431000	BOARD OF INTERNAL REVENUE		
1	2930006/431001	State Lottery		
1	2930006/431002	Sale of Drivers/Conductors Budes	10e	10e
			1,500,000	2,000,000
	3010000/431100	MINISTRY OF INFORMATION, CULTURE AND TOURISM		
1	3010003/431101	Video Recording and Publications		
1	3010003/431102	Sale of Publication	80,000	100,000
1	3010003/431103	Hire of State Lighting Equipment	100,000	10,000
1	3010003/431104	Hire of Film and Public Address System	40,000	40,000
1	3010003/431105	Cultural Shows	50,000	50,000
1	3010003/431106	Registration of Artists Groups	80,000	100,000
1	3010003/431107	Equipment Repairs	70,000	80,000
1	3010003/431108	Sale of Photographs	10,000	10,000
1	3010003/431109	Graphic Arts Design	10,000	10,000
			5,000	5,000
	2610000/431200	MINISTRY OF COMMERCE AND INDUSTRY		
1	2610003/431201	Sale of Publication		
1	2610003/431202	Sale of Industrial Products Re-Handcraft	5,000	5,000
1	2610003/431203	Replacement of Lost Certificates/Bye Laws	8,000	10,000
1	2610003/431204	Sale of Lost Coreg Certificates	5,000	5,000
1	2610003/431205	Sale of Industrial Plot Allocation Forms	5,000	5,000
			15,000	20,000
	3020000/431300	GOVERNMENT PRINTING AND STATIONERY DEPARTMENT		
1	3020006/431301	Printing on Repayment		
1	3020006/431302	Stationery Trading Account Profit	300,000	400,000
1	3020006/431303	Sale of Publications	50,000	50,000
			300,000	300,000
	3110000/431400	MINISTRY OF JUSTICE		
1	3110003/431401	Sale of Law Reports and Documents	1,000,000	1,000,000



ESTIMATES OF ANAMBRA STATE OF NIGERIA, 2013

RECURRENT REVENUE

Fund Code	Org/Sub/Sub-Sub Org/Financial Classification Code	REVENUE ITEMS	2013 Estimates	2012 Estimates
		MINISTRY OF YOUTH AND SPORTS		
	3710000/431500		500,000	200,000
1	3710003/431501	Gate Taking Stadium Share	2,000,000	1,200,000
1	3710003/431502	Hire of Stadium (Other)	500,000	200,000
1	3710003/431503	Shop Rents	1,000,000	400,000
1	3710003/431504	Advertisement Fees	10,000	10,000
1	3710003/431505	Telex Photostat Duplicating and Telephone Services	20,000	20,000
1	3710003/431506	Close Circuit Sales (Partnership)	10,000	10e
1	3710003/431507	Joint Venture (Pro/Acts)	50,000	20,000
1	3710003/431508	Car Press Sales		
		MINISTRY OF WOMEN AFFAIRS AND SOCIAL DEVELOPMENT		
	3610000/431600		-	100,000
1	3610003/431601	Volunteer Service Agency Earnings	-	100,000
1	3610003/431602	Rent on Lease of Women Affairs Canteen	-	500,000
1	3610003/431603	Women Development Centre Hall		
		MINISTRY OF WORKS		
	3410000/431700		60,000	50,000
1	3410003/431701	Hire of Transport and Crafts	30,000	20,000
1	3410003/431702	Mechanical Workshop Products	500,000	500,000
1	3410003/431703	Sale of Stores and Spare Parts	1,200,000	1,000,000
1	3410003/431704	Hire of Plants and Transports	200,000	200,000
1	3410003/431705	Condemned Stores (Empties)	50,000	50,000
1	3410003/431706	Damage to Public Utilities Re-Road Electronic Fixture		
		MINISTRY OF ECONOMIC PLANNING AND BUDGET		
	3510000/431800		20,000	10,000
1	3510003/431801	Sale of Statistical year book and Other Publications		
		OFFICE OF THE SPECIAL ADVISER (IGR)		
	2010000/431900			
1	2010003/431901	Sale of Consolidated Emblem		
		TOTAL EARNING AND SALES	40,713,000	28,180,000
		RENT ON GOVERNMENT PROPERTY		
	440000			
	3210000/440100		6,500,000	7,500,000
1	3210003/440101	Arrears of State Lands Rent	55,000,000	55,000,000
1	3210003/440102	Current Year State Lands Rent	200,000	100,000
1	3210003/440103	Rent: Senior Staff Quarters	80,000	50,000
1	3210003/440104	Rent: Junior Staff Quarters	3,000,000	1,200,000
1	3210003/440105	Renewal Rent and Penalties for Rent paid in Arrears	600,000	100,000
1	3210003/440106	Application Fees	4,000,000	2,000,000
1	3210003/440107	Computer Fees	500,000	10,000
1	3210003/440108	Plan Certificate fees	4,000,000	3,000,000
1	3210003/440109	Anambra Law Information Management System (ALIMS)		
		TOTAL: RENT ON GOVERNMENT PROPERTY	73,880,000	68,960,000

ESTIMATES OF ANAMBRA STATE OF NIGERIA, 2013

RECURRENT REVENUE

Fund Code	Org/Sub/Sub-Sub Org/Financial Classification Code	REVENUE ITEMS	2013 Estimates	2012 Estimates
	450000	INTEREST		
	2920003/450000	OFFICE OF THE ACCOUNTANT GENERAL		
1	2920003/450001	Interest on Short Term Loans/Deposit/Rep	270,000,000	274,000,000
		TOTAL: INTEREST	270,000,000	274,000,000
	450100	DIVIDENDS		
	2910000/450100	MINISTRY OF FINANCE		
1	2910000/450101	Dividends	150,000,000	100,000,000
		TOTAL: DIVIDENDS	150,000,000	100,000,000
	450200	REPAYMENTS		
	2920003/450200	OFFICE OF THE ACCOUNTANT GENERAL		
1	2920003/450201	Loans Recoveries	20,000,000	20,000,000
		TOTAL REPAYMENT	20,000,000	20,000,000
	460000	RE-IMBURSEMENTS		
	2420000/460100	OFFICE OF HEAD OF SERVICE		
1	2420003/460101	Group Personnel Accident Insurance Scheme	2,500,000	2,000,000
	2920000/460200	OFFICE OF THE ACCOUNTANT-GENERAL		
1	2920003/460201	Initial/Monthly Pensions and gratuities	11,500,000	10,000,000
	3410003/460300	MINISTRY OF WORKS		
1	3410003/460301	Diesel Oil Un-allocated Stores		
1	3410003/460302	Petrol Trading Account	-	10e
1	3410003/460303	Project Accounts	-	10e
		TOTAL: RE-IMBURSEMENT	14,000,000	12,000,000

ESTIMATES OF ANAMBRA STATE OF NIGERIA, 2013

RECURRENT REVENUE

Fund Code	Org/Sub/Sub-Sub Org/Financial Classification Code	REVENUE ITEMS	2013 Estimates	2012 Estimates
	470000	MISCELLANEOUS		
	2920000/470100	OFFICE OF THE ACCOUNTANT GENERAL		
1	2920003/470101	Overpayment Recovered	124,602,000	100,000,000
1	2920003/470102	Resignation: Payment in Lieu of Notice	10e	10e
1	2920003/470103	Lapsed Deposits	10e	10e
1	2920003/470104	Deductions from Contractors - 2.5%	200,000,000	250,240,000
1	2920003/470105	Sundry Recoveries (Panel on Recovery of funds and Property)	10e	10e
1	2920003/470106	Others (Registration of Auctioneers)	450,000	450,000
1	2920003/470107	Federal Grants for Purchase of Excess Grains	10e	10e
1	2920003/470108	Sundry Recoveries (Motor Vehicle Advances)	15,000,000	10,000,000
1	2920003/470109	Unclaimed/Salaries Refunds	5,000,000	1,000,000
1	2920003/470110	Pension Refunds	1,500,000	1,000,000
1	2920003/470111	Remittance Refund (Over-remittance)	140,000,000	150,000,000
		TOTAL MISCELLANEOUS	486,552,000	512,690,000
	480000	STATUTORY ALLOCATION		
	2920000/480100	OFFICE OF THE ACCOUNTANT GENERAL		
1	2920003/480101	State Share of Federal Revenue	54,000,000,000	36,600,000,000

CONSOLIDATED REVENUE FUND
CHARGES

ESTIMATES OF ANAMBRA STATE OF NIGERIA, 2013

EXPENDITURE

060000 - CONSOLIDATED REVENUE FUND CHARGE

Fund Code	Org/Sub Org/ Sub-Sub Org/ Financial Classification	Details of Expenditure	Provision 2013	Provision 2012
		GENERAL SUMMARY	=N=	=N=
1	2920000/060100	Pensions and Gratuities	7,951,000,000	6,451,000,000
1	2010000/060201	Executive Governor	6,500,000	5,500,000
1	2110000/060202	Deputy Governor	6,100,000	5,200,000
1	4110000/060203	State Auditor-General	4,000,000	3,500,000
1	4120000/060204	Local Government Auditor-General	4,000,000	3,400,000
1	4210000/060205	Civil Service Commission	21,000,000	19,000,000
1	4310000/060206	Local Government Service Commission	21,000,000	20,000,000
1	4510000/060207	Judicial Service Commission	15,000,000	15,000,000
1	4610000/060208	State Independent Electoral Commission	32,000,000	30,000,000
1	2910000/060300	Public Debt Charges	3,080,000,000	2,645,000,000
		Total:	11,140,600,000	9,197,600,000

ESTIMATES OF ANAMBRA STATE OF NIGERIA, 2013

EXPENDITURE

060000: CONSOLIDATED REVENUE FUND CHARGES

Fund Code	Org/Sub Org/ Sub-Sub Org/Financial Classification	Details of Expenditure	Provision 2013	Provision 2012
			=N=	=N=
		060100 - PENSIONS AND GRATUITIES		
	2920000/060100	OFFICE OF THE ACCOUNTANT-GENERAL		
1	2920000/060101	Gratuities - State Government Shares	2,800,000,000	2,500,000,000
1	2920000/060102	Arrears of Pensions	950,000,000	950,000,000
1	2920000/060103	Other Pensions Annual Allowances, Contract, Contract Gratuities and Ex-Gratia Awards	10e	10e
1	2920000/060104	Pensions Contributions: Seconded Officers	10e	10e
1	2920000/060105	State Contribution to Local Government Staff Pensions Fund	1,000,000	1,000,000
1	2920000/060106	Pensions: State Government Share	4,200,000,000	3,000,000,000
		Total: Pensions and Gratuities	7,951,000,000	6,451,000,000

ESTIMATES OF ANAMBRA STATE OF NIGERIA, 2013

EXPENDITURE

060000: CONSOLIDATED REVENUE FUND CHARGES

Fund Code	Org/Sub Org/ Sub-Sub Org/Financial Classification	Details of Expenditure	Number 2013	Provision 2013	Number 2012	Provision 2012
	60200	STATUTORY OFFICE HOLDERS SALARY		=N=		=N=
	2010000/060200	EXECUTIVE GOVERNOR'S OFFICE				
		STAFF AND PERSONNEL COST				
1	2010000/060201	Executive Governor's Salary and Allowances	1	6,500,000	1	5,500,000
		Total: Staff and Personnel Costs	1	6,500,000	1	5,500,000
		SUMMARY				
1		Personnel Costs	1	6,500,000	1	5,500,000
		Total: Governor's Office	1	6,500,000	1	5,500,000

ESTIMATES OF ANAMBRA STATE OF NIGERIA, 2013

EXPENDITURE

060000: CONSOLIDATED REVENUE FUND CHARGES

Fund Code	Org. Sub Org/ Sub-Sub Org/Financial Classification	Details of Expenditure	Number 2013	Provision 2013	Number 2012	Provision 2012
	2110000/060202	DEPUTY GOVERNOR'S OFFICE				=N=
		STAFF AND PERSONNEL COSTS				
1	2110000/060202	Deputy Governor's Salary and Allowances	1	6,100,000	1	5,200,000
		Total: Staff and Personnel Costs	1	6,100,000	1	5,200,000

ESTIMATES OF ANAMBRA STATE OF NIGERIA, 2013

EXPENDITURE

060000: CONSOLIDATED REVENUE FUND CHARGES

Fund Code	Org/Sub Org/ Sub-Sub Org/Financial Classification	Details of Expenditure	Number 2013	Provision 2013	Number 2012	Provision 2012
4110000/060203		STATE AUDITOR- GENERAL				=N=
		STAFF AND PERSONNEL COSTS				
1 4110000/060203		State Auditor-General's Salary Allowances	1	4,000,000	1	3,500,000
		TOTAL: STAFF AND PERSONNEL COSTS	1	4,000,000	1	3,500,000

ESTIMATES OF ANAMBRA STATE OF NIGERIA, 2013

EXPENDITURE

060000: CONSOLIDATED REVENUE FUND CHARGES

Fund Code	Org/Sub Org/ Sub-Sub Org/Financial Classification	Details of Expenditure	2013		2012	
			Number	Provision	Number	Provision
	4120000/06020	LOCAL GOVERNMENT AUDITOR-GENERAL				
		STAFF AND PERSONNEL COSTS				
1	4120000/06020	Local Government Auditor-General's Salary and Allowances	1	4,000,000	6	20,000,000
		Total: Staff and Personnel Costs	1	4,000,000	6	20,000,000

=N=

ESTIMATES OF ANAMBRA STATE OF NIGERIA, 2013

EXPENDITURE

060000: CONSOLIDATED REVENUE FUND CHARGES

Fund Code	Org/Sub Org/ Sub-Sub Org/Financial Classification	Details of Expenditure	Number 2013	Provision 2013	Number 2012	Provision 2012
	4210000/060205	CIVIL SERVICE COMMISSION				=N=
		STAFF AND PERSONNEL COSTS				
I	4210000/060205	Chairman and Members Salaries and Allow	5	21,000,000	5	19,000,000
		Total: Staff and Personnel Costs	5	21,000,000	5	19,000,000

ESTIMATES OF ANAMBRA STATE OF NIGERIA, 2013

EXPENDITURE

060000: CONSOLIDATED REVENUE FUND CHARGES

Fund Code	Org/Sub Org/ Sub-Sub Org/Financial Classification	Details of Expenditure	Number 2013	Provision 2013	Number 2012	Provision 2012
=N=						
4310000/060206		LOCAL GOVERNMENT SERVICE COMMISSION				
		STAFF AND PERSONNEL COSTS				
1	4310000/060206	Chairman and Members Salaries and Allowanc	6	21,000,000	6	20,000,000
		Total: Staff and Personnel Costs	6	21,000,000	6	20,000,000

ESTIMATES OF ANAMBRA STATE OF NIGERIA, 2013

EXPENDITURE

060000: CONSOLIDATED REVENUE FUND CHARGES

Fund Code	Org. Sub Org/ Sub-Sub Org/Financial Classification	Details of Expenditure	Number 2013	Provision 2013	Number 2012	Provision 2012
	4510000/060207	JUDICIAL SERVICE COMMISSION				=N=
		STAFF AND PERSONNEL COSTS				
1	4510000/060207	Chairman and Members Salaries and Allowances	6	15,000,000	6	15,000,000
Total: Staff and Personnel Costs			6	15,000,000	6	15,000,000

ESTIMATES OF ANAMBRA STATE OF NIGERIA, 2013

EXPENDITURE

060000: CONSOLIDATED REVENUE FUND CHARGES

Fund Code	Org. Sub Org/ Sub-Sub Org/ Financial Classification	Details of Expenditure	Number	Provision	Number	Provision
			2013	2013	2012	2012
				=N=		=N=
	4610000/060208	STATE INDEPENDENT ELECTORAL COMMISSION				
		STAFF AND PERSONNEL COSTS				
1	4610000/060208	Chairman, Members and Secretary's Salaries and Allowances	8	32,000,000	8	30,000,000
		Total: Staff and Personnel Costs	8	32,000,000	8	30,000,000

ESTIMATES OF ANAMBRA STATE OF NIGERIA, 2013

EXPENDITURE

060000: CONSOLIDATED REVENUE FUND CHARGES

Fund Code	Org. Sub Org/ Sub-Sub Org/ Financial Classification	Details of Expenditure	Provision 2013	Provision 2012
			=N=	=N=
PUBLIC DEBT CHARGES				
	2910000/060300	MINISTRY OF FINANCE		
1	2910000/060301	Internal Loans Repayment	110,000,000	100,000,000
1	2910000/060302	Foregin Loan Repayment	110,000,000	100,000,000
1	2910000/060303	Outstanding Debts to Contractor/Suppliers ..	200,000,000	200,000,000
1	2910000/060304	10% Internal Generated Revenue to Local Governments	1,250,000,000	1,200,000,000
1	2910000/060305	Contribution Towards Funding of Primary Education	50,000,000	50,000,000
1	2910000/060306	V.A.T. and With Holding Tax Remittances ..	160,000,000	155,000,000
1	2910000/060307	Cost of I.G.R. Collection	850,000,000	700,000,000
1	2910000/060308	Arrears of Salary and Allwances	350,000,000	140,000,000
Total: Public Debt Charges			3,080,000,000	2,645,000,000

INTER AGENCY/RES. LIBRARY
 MOEPB, AWKA
 ACC. NO.
 SIGN
 DATE

ESTIMATES OF ANAMBRA STATE OF NIGERIA, 2013

EXPENDITURE

080000 - TRANSFER TO CAPITAL DEVELOPMENT FUND

Fund Code	Org.Sub Org/ Sub-Sub Org/Financial Classification	Details of Expenditure	Provision 2013	Provision 2012
	080000	TRANSFER TO CAPITAL DEVELOPMENT FUND	=N=	=N=
	2920000/080000	OFFICE OF THE ACCOUNTANT-GENERAL		
1	2920000/080001	Transfer to Capital Development Fund ..	31,924,250,000	12,328,660,00
		Total: Transfer to Capital Development Fund	31,924,250,000	12,328,660,00

OVERHEAD COST

ESTIMATE OF ANAMBRA STATE OF NIGERIA 2013

OVERHEAD COSTS

2010000 OFFICE OF THE EXECUTIVE GOVERNOR

Fund Code	Org/Sub/Sub-Sub Org/Financial Classifications	Details of Expenditure	Financial Provision 2013 N	Financial Provision 2012 N
	2010000/010100	Personnel Cost	550,000,000	500,000,000
1	2010000/020200	Travel and Transport - General	480,000,000	430,000,000
1	2010000/020300	Utility Services - General	20,000,000	25,000,000
1	2010000/020302	Telephone and telegraph Services	5,000,000	5,000,000
1	2010000/020400	Stationery (Material and Supplies - General)	10,000,000	10,000,000
1	2010000/020501	Maintenance of Motor Vehicle and Capital Assets	230,000,000	200,000,000
1	2010000/020502	Maintenance of Office Furniture and Equipment	30,000,000	34,000,000
1	2010000/020504	Lodge/Guest Houses	40,000,000	40,000,000
1	2010000/020600	Training and Staff Development (Training - General)	10,000,000	10,000,000
1	2010000/020701	Security Services (Others)	130,000,000	80,000,000
1	2010000/020703	Common Services including Rent, Office Accomodation	-	-
1	2010000/020705	Special Security Services/Security Vote	4,200,000,000	4,100,000,000
1	2010000/020800	Consultancy Services -	-	-
1	2010000/020901	Bank Charges	10,000,000	10,000,000
1	2010000/021206	Hospitality and Gifts /Entertainment	250,000,000	250,000,000
1	2010000/021210	Budget Preparation and Defense	1,000,000	1,000,000
1	2010000/021211	Miscellaneous Expenses	479,000,000	400,000,000
1	2010000/030000	Grants, Contributions and Subventions	5,000,000	5,000,000
1	2010000/020100	Total Overhead Costs	5,900,000,000	5,600,000,000
Total: Office of the Executive Governor			6,450,000,000	6,100,000,000

ESTIMATE OF ANAMBRA STATE OF NIGERIA 2013

OVERHEAD COSTS

2110000 OFFICE OF THE DEPUTY GOVERNOR

Fund Code	Org/Sub/Sub-Sub Org/Financial Classifications	Details of Expenditure	Financial Provision 2013 N	Financial Provision 2012 N
	2110000/010100	Personnel Cost	60,000,000	60,000,000
1	2110000/020200	Travel and Transport - General	26,000,000	31,000,000
1	2110000/020300	Utility Services - General	15,000,000	15,000,000
1	2110000/020302	Telephone and telegraph Services	2,000,000	2,000,000
1	2110000/020400	Stationery (Material and Supplies - General)	4,000,000	4,000,000
1	2110000/020501	Maintenance of Motor Vehicle and Capital Assets	24,000,000	24,000,000
1	2110000/020502	Maintenance of Office Furniture and Equipment	9,000,000	9,000,000
1	2110000/020504	Lodge/Guest Houses	20,000,000	20,000,000
1	2110000/020600	Training and Staff Development (Training - General)	2,000,000	2,000,000
1	2110000/020701	Security Services (Others)	-	-
1	2110000/020703	Common Services including Rent, Office Accomodation	8,000,000	8,000,000
1	2110000/020705	Special Security Services/Security Vote	-	-
1	2110000/020800	Consultancy Services - General	-	-
1	2110000/020901	Bank Charges	5,000,000	5,000,000
1	2110000/021206	Hospitality and Gifts/Entertainment	8,000,000	8,000,000
1	2110000/021210	Budget Preparation and Defense	2,000,000	2,000,000
1	2110000/021211	Miscellaneous Expenses	25,000,000	26,000,000
1	2110000/030000	Grants, Contributions and Subventions	-	-
1	2110000/020100	Total Overhead Costs	150,000,000	156,000,000
Total: Office of the Deputy Governor			210,000,000	216,000,000

ESTIMATE OF ANAMBRA STATE OF NIGERIA 2013

OVERHEAD COSTS

2210000 HOUSE OF ASSEMBLY

Fund Code	Org/Sub/Sub-Sub Org/Financial Classifications	Details of Expenditure	Financial Provision 2013 N	Financial Provision 2012 N
	2210000/010100	Personnel Cost	700,000,000	700,000,000
1	2210000/020200	Travel and Transport - General	15,000,000	15,000,000
1	2210000/020300	Utility Services - General	5,000,000	5,000,000
1	2210000/020302	Telephone and telegraph Services	10,000,000	10,000,000
1	2210000/020400	Stationery (Material and Supplies - General)	10,000,000	5,000,000
1	2210000/020501	Maintenance of Motor Vehicle and Capital Assets	10,000,000	10,000,000
1	2210000/020502	Maintenance of Office Furniture and Equipment	15,000,000	15,000,000
1	2210000/020504	Lodge/Guest Houses	15,000,000	15,000,000
1	2210000/020600	Training and Staff Development (Training - General)	100,000,000	100,000,000
1	2210000/020701	Security Services - Others)	10,000,000	10,000,000
1	2210000/020703	Common Services including Rent, Office Accommodation	-	-
1	2210000/020705	Special Security Services/Security Vote	-	-
1	2210000/020800	Consultancy Services - General	-	-
1	2210000/020901	Bank Charges	3,000,000	3,000,000
1	221000/021210	Hospitality and Gifts/entertainment	10,000,000	10,000,000
1	2210000/021210	Budget Preparation and Defense	2,000,000	2,000,000
1	2210000/021211	Miscellaneous Expenses	400,000,000	400,000,000
1	2210000/030000	Grants, Contributions and Subventions	-	-
1	2210000/020100	Total Overhead Costs	605,000,000	600,000,000
Total: Legislature			1,305,000,000	1,300,000,000

ESTIMATE OF ANAMBRA STATE OF NIGERIA 2013

OVERHEAD COSTS

2310000: OFFICE OF THE SECRETARY TO THE STATE GOVERNMENT

Fund Code	Org/Sub/Sub-Sub Org/Financial Classifications	Details of Expenditure	Financial Provision 2013 N	Financial Provision 2012 N
	2310000/010100	Personnel Cost	400,000,000	400,000,000
1	2310000/020200	Travel and Transport - General	9,000,000	9,000,000
1	2310000/020300	Utility Services - General	2,000,000	3,000,000
1	2310000/020302	Telephone and telegraph Services	2,000,000	3,000,000
1	2310000/020400	Stationery (Material and Supplies - General)	10,000,000	16,000,000
1	2310000/020501	Maintenance of Motor Vehicle and Capital Assets	70,000,000	70,000,000
1	2310000/020502	Maintenance of Office Furniture and Equipment	40,000,000	44,000,000
1	2310000/020504	Lodge/Guest Houses	1,000,000	800,000
1	2310000/020600	Training and Staff Development (Training - General)	3,000,000	4,000,000
1	2310000/020701	Security Services (Others)	30,000,000	26,200,000
1	2310000/020703	Common Services including Rent, Office Accomodation	150,000,000	150,000,000
1	2310000/020705	Special Security Services/Security Vote	-	-
1	2310000/020800	Consultancy Services - General	-	-
1	2310000/020901	Bank Charges	1,000,000	1,000,000
1	2310000/021206	Hospitality and Gifts/Entertainment	48,000,000	39,000,000
1	2310000/021210	Budget Preparation and Defense	1,000,000	1,000,000
1	2310000/021211	Miscellaneous Expenses	93,000,000	83,000,000
1	2310000/030000	Grants, Contributions and Subventions	460,000,000	450,000,000
1	2310000/020100	Total Overhead Costs	460,000,000	450,000,000
Total: Office of the Secretary to the Government			860,000,000	850,000,000

ESTIMATE OF ANAMBRA STATE OF NIGERIA 2013

OVERHEAD COSTS

2320000 : ABUJA LIASON OFFICE

Fund Code	Org/Sub/Sub-Sub org/Financial Classifications	Details of Expenditure	Financial Provision	Financial Provision
			2013	2012
			N	N
	2320000/010100	Personnel Cost	30,000,000	30,000,000
1	2320000/020200	Travel and Transport - General	4,000,000	4,200,000
1	2320000/020300	Utility Services - General	3,000,000	3,000,000
1	2320000/020302	Telephone and telegraph Services	2,000,000	2,200,000
1	2320000/020400	Stationery (Material and Supplies - General)	1,000,000	1,000,000
1	2320000/020501	Maintenance of Motor Vehicle and Capital Assets	3,500,000	4,000,000
1	2320000/020502	Maintenance of Office Furniture and Equipment	1,500,000	1,600,000
1	2320000/020504	Lodge/Guest Houses	4,500,000	4,500,000
1	2320000/020600	Training and Staff Development (Training - General)	700,000	700,000
1	2320000/020701	Security Services (Others)	-	-
1	2320000/020703	Common Services including Rent, Office Accomodation	-	-
1	2320000/020705	Special Security Services/Security Vote	800,000	800,000
1	2320000/020800	Consultancy Services - General	-	-
1	2320000/020901	Bank Charges	200,000	200,000
1	2320000/021206	Hospitality and Gifts/Entertainment	1,000,000	1,000,000
1	2320000/021210	Budget Preparation and Defense	300,000	300,000
1	2320000/021211	Miscellaneous Expenses	1,500,000	1,500,000
1	2320000/030000	Grants, Contributions and Subventions	-	-
1	2320000/020100	Total Overhead Costs	24,000,000	25,000,000
Total: Abuja Liaison Office			54,000,000	55,000,000

ESTIMATE OF ANAMBRA STATE OF NIGERIA 2013

OVERHEAD COSTS

2330000 : LAGOS LIAISON OFFICE

Fund Code	Org/Sub/Sub-Sub Org/Financial Classifications	Details of Expenditure	Financial Provision 2013 N	Financial Provision 2012 N
	2330000/010100		32,000,000	33,000,000
1	2330000/020200	Travel and Transport - General	4,000,000	4,000,000
1	2330000/020300	Utility Services - General	1,000,000	1,000,000
1	2330000/020302	Telephone and telegraph Services	500,000	500,000
1	2330000/020400	Stationery (Material and Supplies - General)	1,000,000	1,000,000
1	2330000/020501	Maintenance of Motor Vehicle and Capital Assets	4,000,000	5,000,000
1	2330000/020502	Maintenance of Office Furniture and Equipment	1,500,000	1,500,000
1	2330000/020504	Lodge/Guest Houses	1,000,000	1,000,000
1	2330000/020600	Training and Staff Development (Training - General)	500,000	500,000
1	2330000/020701	Security Services (Others)	-	-
1	2330000/020703	Common Services including Rent, Office Accommodation	3,000,000	3,000,000
1	2330000/020705	Special Security Services/Security Vote	-	-
1	2330000/020800	Consultancy Services - General	-	-
1	2330000/020901	Bank Charges	-	-
1	2330000/021206	Hospitality and Gifts/Entertainment	1,000,000	1,000,000
1	2330000/021210	Budget Preparation and Defence	-	-
1	2330000/021211	Miscellaneous Expenses	4,000,000	4,000,000
1	2330000/030000	Grants, Contributions and Subventions	500,000	500,000
1	2330000/020100	Total Overhead Costs	22,000,000	23,000,000
Total: Lagos Liaison Office			54,000,000	56,000,000

ESTIMATE OF ANAMBRA STATE OF NIGERIA 2013

OVERHEAD COSTS

2410000 : OFFICE OF THE HEAD OF SERVICE

Fund Code	Org/Sub/Sub-Sub Org/Financial Classifications	Details of Expenditure	Financial Provision 2013 N	Financial Provision 2012 N
	2410000/010100		430,000,000	420,000,000
1	2410000/020200	Travel and Transport - General	4,500,000	3,000,000
1	2410000/020300	Utility Services - General	9,000,000	21,000,000
1	2410000/020302	Telephone and telegraph Services	100,000	100,000
1	2410000/020400	Stationery (Material and Supplies - General)	2,000,000	2,000,000
1	2410000/020501	Maintenance of Motor Vehicle and Capital Assets	10,000,000	4,200,000
1	2410000/020502	Maintenance of Office Furniture and Equipment	2,000,000	3,000,000
1	2410000/020504	Lodge/Guest Houses	-	-
1	2410000/020600	Training and Staff Development (Training - General)	9,500,000	1,000,000
1	2410000/020701	Security Services (Others)	3,000,000	1,500,000
1	2410000/020703	Common Services including Rent, Office Accomodation	2,000,000	2,500,000
1	2410000/020705	Special Security Services/Security Vote	-	-
1	2410000/020800	Consultancy Services - General	-	-
1	2410000/020901	Bank Charges	500,000	500,000
1	2410000/021206	Hospitality and Gifts/Entertainment	1,900,000	1,700,000
1	2410000/021210	Budget Preparation and Defense	500,000	500,000
1	2410000/021211	Miscellaneous Expenses	10,000,000	9,000,000
1	2410000/030000	Grants, Contributions and Subventions	-	-
1	2410000/020100	Total Overhead Costs	55,000,000	50,000,000
Total: Office of the Head of Service			485,000,000	470,000,000

ESTIMATE OF ANAMBRA STATE OF NIGERIA 2013

OVERHEAD COSTS

2510000: MINISTRY OF AGRICULTURE

Fund Code	Org/Sub/Sub-Sub Org/Financial Classifications	Details of Expenditure	Financial Provision 2013 N	Financial Provision 2012 N
	2510000/010100	Personnel Cost	380,000,000	350,000,000
1	2510000/020200	Travel and Transport - General	800,000	550,000
1	2510000/020300	Utility Services - General	2,000,000	400,000
1	2510000/020302	Telephone and telegraph Services	250,000	200,000
1	2510000/020400	Stationery (Material and Supplies - General)	700,000	600,000
1	2510000/020501	Maintenance of Motor Vehicle and Capital Assets	2,500,000	2,500,000
1	2510000/020502	Maintenance of Office Furniture and Equipment	800,000	1,600,000
1	2510000/020504	Lodge/Guest Houses	100,000	200,000
1	2510000/020600	Training and Staff Development (Training - General)	650,000	600,000
1	2510000/020701	Security Services (Others)	100,000	200,000
1	2510000/020703	Common Services including Rent, Office Accomodation	200,000	100,000
1	2510000/020705	Special Security Services/Security Vote	-	-
1	2510000/020800	Consultancy Services - General	100,000	100,000
1	2510000/020901	Bank Charges	100,000	50,000
1	2510000/021206	Hospitality and Gifts/Entertainment	100,000	300,000
1	2510000/021210	Budget Preparation and Defense	300,000	600,000
1	2510000/021211	Miscellaneous Expenses	2,000,000	2,500,000
1	2510000/030000	Grants, Contributions and Subventions	100,000	-
1	2510000/020100	Total Overhead Costs	10,800,000	10,500,000
Total: Ministry of Agriculture			390,800,000	360,500,000

ESTIMATE OF ANAMBRA STATE OF NIGERIA 2013

OVERHEAD COSTS

2610000 MINISTRY OF COMMERCE AND INDUSTRY

Fund Code	Org/Sub/Sub-Sub Org/Financial Classifications	Details of Expenditure	Financial Provision 2013 N	Financial Provision 2012 N
	2610000/010100	Personnel Cost	140,000,000	140,000,000
1	2610000/020200	Travel and Transport - General	2,000,000	2,500,000
1	2610000/020300	Utility Services - General	300,000	600,000
1	2610000/020302	Telephone and telegraph Services	500,000	300,000
1	2610000/020400	Stationery (Material and Supplies - General)	1,000,000	900,000
1	2610000/020501	Maintenance of Motor Vehicle and Capital Assets	3,500,000	3,000,000
1	2610000/020502	Maintenance of Office Furniture and Equipment	1,800,000	700,000
1	2610000/020504	Lodge/Guest Houses	-	-
1	2610000/020600	Training and Staff Development (Training - General)	200,000	700,000
1	2610000/020701	Security Services (Others)	-	-
1	2610000/020703	Common Services including Rent, Office Accommodation	-	-
1	2610000/020705	Special Security Services/Security Vote	-	-
1	2610000/020800	Consultancy Services - General	-	-
1	2610000/020901	Bank Charges	100,000	200,000
1	2610000/021206	Hospitality and Gifts/Entertainment	400,000	900,000
1	2610000/021210	Budget Preparation and Defence	200,000	200,000
1	2610000/021211	Miscellaneous Expenses	2,000,000	2,000,000
1	2610000/030000	Grants, Contributions and Subventions	-	-
1	2610000/020100	Total Overhead Costs	12,000,000	12,000,000
Total: Ministry of Commerce and Industry			152,000,000	152,000,000

ESTIMATE OF ANAMBRA STATE OF NIGERIA 2013

OVERHEAD COSTS

2710000 : MINISTRY OF HEALTH

Fund Code	Org/Sub/Sub-Sub Org/Financial Classifications	Details of Expenditure	Financial Provision 2013 N	Financial Provision 2012 N
	2710000/010100	Personnel Cost	360,000,000	310,000,000
1	2710000/020200	Travel and Transport - General	2,296,000	2,296,000
1	2710000/020300	Utility Services - General	200,000	200,000
1	2710000/020302	Telephone and telegraph Services	158,000	158,000
1	2710000/020400	Stationery (Material and Supplies - General)	950,000	950,000
1	2710000/020501	Maintenance of Motor Vehicle and Capital Assets	3,700,000	3,200,000
1	2710000/020502	Maintenance of Office Furniture and Equipment	1,000,000	1,000,000
1	2710000/020504	Lodge/Guest Houses	-	-
1	2710000/020600	Training and Staff Development (Training - General)	500,000	500,000
1	2710000/020701	Security Services (Others)	-	-
1	2710000/020703	Common Services including Rent, Office Accomodation	90,000	90,000
1	2710000/020705	Special Security Services/Security Vote	-	-
1	2710000/020800	Consultancy Services - General	100,000	100,000
1	2710000/020901	Bank Charges	100,000	100,000
1	2710000/021206	Hospitality and Gifts/Entertainment	1,334,000	1,334,000
1	2710000/021210	Budget Preparation and Defence	346,000	346,000
1	2710000/021211	Miscellaneous Expenses	4,226,000	4,226,000
1	2710000/030000	Grants, Contributions and Subventions	-	-
1	2710000/020100	Total Overhead Costs	15,000,000	14,500,000
Total: Ministry of Health			375,000,000	324,500,000

ESTIMATE OF ANAMBRA STATE OF NIGERIA 2013

OVERHEAD COSTS

2720000 : STATE HOSPITAL MANAGEMENT BOARD

Fund Code	Org/Sub/Sub-Sub Org/Financial Classifications	Details of Expenditure	Financial Provision 2013 N	Financial Provision 2012 N
	2720000/010100	Personnel Cost	2,300,000,000	2,000,000,000
1	2720000/020200	Travel and Transport - General	1,000,000	950,000
1	2720000/020300	Utility Services - General	750,000	500,000
1	2720000/020302	Telephone and telegraph Services	800,000	690,000
1	2720000/020400	Stationery (Material and Supplies - General)	1,200,000	800,000
1	2720000/020501	Maintenance of Motor Vehicle and Capital Assets	3,100,000	2,700,000
1	2720000/020502	Maintenance of Office Furniture and Equipment	1,200,000	750,000
1	2720000/020504	Lodge/Guest Houses	-	-
1	2720000/020600	Training and Staff Development (Training - General)	1,500,000	1,260,000
1	2720000/020701	Security Services (Others)	900,000	700,000
1	2720000/020703	Common Services including Rent, Office Accommodation	-	-
1	2720000/020705	Special Security Services/Security Vote	-	-
1	2720000/020800	Consultancy Services - General	-	-
1	2720000/020901	Bank Charges	-	-
1	2720000/021206	Hospitality and Gifts/Entertainment	750,000	650,000
1	2720000/021210	Budget Preparation and Defence	-	-
1	2720000/021211	Miscellaneous Expenses	800,000	1,000,000
1	2720000/030000	Grants, Contributions and Subventions	-	-
1	2720000/020100	Total Overhead Costs	12,000,000	10,000,000
Total: State Hospital Management Board			2,312,000,000	2,010,000,000

ESTIMATE OF ANAMBRA STATE OF NIGERIA 2013

OVERHEAD COSTS

2810000 : MINISTRY OF EDUCATION

Fund Code	Org/Sub/Sub-Sub Org/Financial Classifications	Details of Expenditure	Financial Provision 2013 ₦	Financial Provision 2012 ₦
	2810000/010100	Personnel Cost	190,000,000	180,000,000
1	2810000/020200	Travel and Transport - General	1,000,000	1,500,000
1	2810000/020300	Utility Services - General	15,000	20,000
1	2810000/020302	Telephone and telegraph Services	200,000	200,000
1	2810000/020400	Stationery (Material and Supply General)	800,000	800,000
1	2810000/020501	Maintenance of Motor Vehicle and Capital Assets	3,500,000	2,000,000
1	2810000/020502	Maintenance of Office Furniture and Equipment	500,000	1,000,000
1	2810000/020504	Lodge/Guest Houses	-	-
1	2810000/020600	Training and Staff Development (Training - General)	300,000	140,000
1	2810000/020701	Security Services (Others)	20,000	20,000
1	2810000/020703	Common Services including Rent, Office Accommodation	-	-
1	2810000/020705	Special Security Services/Security Vote	-	-
1	2810000/020800	Consultancy Services - General	20,000	20,000
1	2810000/020901	Bank Charges	100,000	100,000
1	2810000/021206	Hospitality and Gifts/Entertainment	1,000,000	1,600,000
1	2810000/021210	Budget Preparation and Defence	200,000	100,000
1	2810000/021211	Miscellaneous Expenses	4,345,000	4,500,000
1	2810000/030000	Grants, Contributions and Subventions	-	-
1	2810000/020100	Total Overhead Costs	12,000,000	12,000,000
Total: Ministry of Education			202,000,000	192,000,000

ESTIMATE OF ANAMBRA STATE OF NIGERIA 2013

OVERHEAD COSTS

2820000 : EXAMINATION DEVELOPMENT CENTRE

Fund Code	Org/Sub/Sub-Sub Org/Financial Classifications	Details of Expenditure	Financial Provision 2013 N	Financial Provision 2012 N
	2820000/010100	Personnel Cost	31,000,000	32,000,000
1	2820000/020200	Travel and Transport - General		-
1	2820000/020300	Utility Services - General		-
1	2820000/020302	Telephone and telegraph Services		-
1	2820000/020400	Stationery (Material and Supplies - General)		-
1	2820000/020501	Maintenance of Motor Vehicle and Capital Assets		-
1	2820000/020502	Maintenance of Office Furniture and Equipment		-
1	2820000/020504	Lodge/Guest Houses		-
1	2820000/020600	Training and Staff Development (Training - General)		-
1	2820000/020701	Security Services (Others)		-
1	2820000/020703	Common Services including Rent, Office Accommodation		-
1	2820000/020705	Special Security Services/Security Vote		-
1	2820000/020800	Consultancy Services - General		-
1	2820000/020901	Bank Charges		-
1	2820000/021206	Hospitality and Gifts/Entertainment		-
1	2820000/021210	Budget Preparation and Defense		-
1	2820000/021211	Miscellaneous Expenses		-
1	2820000/030000	Grants, Contributions and Subventions		-
1	2820000/020100	Total Overhead Costs	-	-
Total: Examination Development Centre			31,000,000	32,000,000

ESTIMATE OF ANAMBRA STATE OF NIGERIA 2013

OVERHEAD COSTS

2840000: POST PRIMARY SCHOOL SERVICES COMMISSION

Fund Code	Org/Sub/Sub-Sub Org/Financial Classifications	Details of Expenditure	Financial Provision	Financial Provision
			2013	2012
			N	N
	2840000/010100	Personnel Cost	8,100,000,000	8,000,000,000
1	2840000/020200	Travel and Transport - General	1,400,000	1,400,000
1	2840000/020300	Utility Services - General	800,000	800,000
1	2840000/020302	Telephone and telegraph Services	500,000	500,000
1	2840000/020400	Stationery (Material and Supplies - General)	1,200,000	1,200,000
1	2840000/020501	Maintenance of Motor Vehicle and Capital Assets	1,300,000	1,300,000
1	2840000/020502	Maintenance of Office Furniture and Equipment	1,000,000	1,000,000
1	2840000/020504	Lodge/Guest Houses	-	-
1	2840000/020600	Training and Staff Development (Training - General)	2,500,000	2,500,000
1	2840000/020701	Security Services (Others)	-	-
1	2840000/020703	Common Services including Rent, Office Accommodation	-	-
1	2840000/020705	Special Security Services/Security Vote	-	-
1	2840000/020800	Consultancy Services - General	-	-
1	2840000/020901	Bank Charges	100,000	100,000
1	2840000/021206	Hospitality and Gifts/Entertainment	1,400,000	1,400,000
1	2840000/021210	Budget Preparation and Defence	800,000	800,000
1	2840000/021211	Miscellaneous Expenses	3,500,000	3,000,000
1	2840000/030000	Grants, Contributions and Subventions	-	-
1	2840000/020100	Total Overhead Costs	14,500,000	14,000,000
Total: Post Primary School Services Commission			8,114,500,000	8,014,000,000

ESTIMATE OF ANAMBRA STATE OF NIGERIA 2013

OVERHEAD COSTS

2910000 : MINISTRY OF FINANCE

Fund Code	Org/Sub/Sub-Sub Org/Financial Classifications	Details of Expenditure	Financial Provision 2013 N	Financial Provision 2012 N
	2910000/010100	Personnel Cost	230,000,000	230,000,000
1	2910000/020200	Travel and Transport - General	6,200,000	6,500,000
1	2910000/020300	Utility Services - General	100,000	100,000
1	2910000/020302	Telephone and telegraph Services	400,000	300,000
1	2910000/020400	Stationery (Material and Supplies - General)	2,200,000	2,200,000
1	2910000/020501	Maintenance of Motor Vehicle and Capital Assets	3,750,000	3,750,000
1	2910000/020502	Maintenance of Office Furniture and Equipment	3,800,000	3,550,000
1	2910000/020504	Lodge/Guest Houses	-	-
1	2910000/020600	Training and Staff Development (Training - General)	2,200,000	2,200,000
1	2910000/020701	Security Services (Others)	-	-
1	2910000/020703	Common Services including Rent, Office Accommodation	-	-
1	2910000/020705	Special Security Services/Security Vote	-	-
1	2910000/020800	Consultancy Services - General	1,100,000	1,100,000
1	2910000/020901	Bank Charges	50,000	-
1	2910000/021206	Hospitality and Gifts/Entertainment	1,200,000	600,000
1	2910000/021210	Budget Preparation and Defence	500,000	1,200,000
1	2910000/021211	Miscellaneous Expenses	4,000,000	4,000,000
1	2910000/030000	Grants, Contributions and Subventions	-	-
1	2910000/020100	Total Overhead Costs	25,500,000	25,500,000
Total: Ministry of Finance			255,500,000	255,500,000

ESTIMATE OF ANAMBRA STATE OF NIGERIA 2013

OVERHEAD COSTS

2920000 : OFFICE OF THE ACCOUNTANT-GENERAL

Fund Code	Org/Sub/Sub-Sub Org/Financial Classifications	Details of Expenditure	Financial Provision 2013 N	Financial Provision 2012 N
	2920000/010100	Personnel Cost		
1	2920000/020200	Travel and Transport - General	5,732,500	5,532,500
1	2920000/020300	Utility Services - General	540,000	540,000
1	2920000/020302	Telephone and telegraph Services	580,000	570,000
1	2920000/020400	Stationery (Material and Supplies - General)	2,842,500	2,612,500
1	2920000/020501	Maintenance of Motor Vehicle and Capital Assets	3,164,000	2,944,000
1	2920000/020502	Maintenance of Office Furniture and Equipment	1,472,500	1,452,500
1	2920000/020504	Lodge/Guest Houses		
1	2920000/020600	Training and Staff Development (Training - General)	2,782,500	2,782,500
1	2920000/020701	Security Services (Others)		
1	2920000/020703	Common Services including Rent, Office Accomodation		
1	2920000/020705	Special Security Services/Security Vote		
1	2920000/020800	Consultancy Services - General		
1	2920000/020901	Bank Charges		
1	2920000/021206	Hospitality and Gifts/Entertainment	740,000	590,000
1	2920000/021210	Budget Preparation and Defence	500,000	500,000
1	2920000/021211	Miscellaneous Expenses	3,646,000	3,476,000
1	2920000/030000	Grants, Contributions and Subventions		
1	2920000/020100	Total Overhead Costs	22,000,000	21,000,000
Total: Office of Accountant -General			22,000,000	21,000,000

ESTIMATE OF ANAMBRA STATE OF NIGERIA 2013

OVERHEAD COSTS

2930000 : BOARD OF INTERNAL REVENUE

Fund Code	Org/Sub/Sub-Sub Org/Financial Classifications	Details of Expenditure	Financial Provision 2013 ₦	Financial Provision 2012 ₦
	2930000/010100	Personnel Cost	250,000,000	255,000,000
1	2930000/020200	Travel and Transport - General	4,000,000	4,000,000
1	2930000/020300	Utility Services - General	500,000	500,000
1	2930000/020302	Telephone and telegraph Services	1,500,000	1,500,000
1	2930000/020400	Stationery (Material and Supplies - General)	4,000,000	4,000,000
1	2930000/020501	Maintenance of Motor Vehicle and Capital Assets	1,500,000	1,500,000
1	2930000/020502	Maintenance of Office Furniture and Equipment	1,000,000	1,500,000
1	2930000/020504	Lodge/Guest Houses	-	-
1	2930000/020600	Training and Staff Development (Training - General)	4,000,000	4,000,000
1	2930000/020701	Security Services (Others)	-	-
1	2930000/020703	Common Services including Rent, Office Accommodation	-	-
1	2930000/020705	Special Security Services/Security Vote	-	-
1	2930000/020800	Consultancy Services - General	-	-
1	2930000/020901	Bank Charges	250,000	250,000
1	2930000/021206	Hospitality and Gifts/Entertainment	1,000,000	1,000,000
1	2930000/021210	Budget Preparation and Defence	250,000	250,000
1	2930000/021211	Miscellaneous Expenses	1,000,000	1,000,000
1	2930000/030000	Grants, Contributions and Subventions	1,000,000	1,500,000
1	2930000/020100	Total Overhead Costs	20,000,000	21,000,000
Total: Board of Internal Revenue			270,000,000	276,000,000

ESTIMATE OF ANAMBRA STATE OF NIGERIA 2013

OVERHEAD COSTS

3010000 : MINISTRY OF INFORMATION, CULTURE AND TOURISM

Fund Code	Org/Sub/Sub-Sub Org/Financial Classifications	Details of Expenditure	Financial Provision 2013 N	Financial Provision 2012 N
	3010000/010100	Personnel Cost	91,000,000	90,000,000
1	3010000/020200	Travel and Transport -General	800,000	1,800,000
1	3010000/020300	Utility Services - General	50,000	50,000
1	3010000/020302	Telephone and telegraph Services	400,000	1,400,000
1	3010000/020400	Stationery (Material and Supplies - General)	1,500,000	800,000
1	3010000/020501	Maintenance of Motor Vehicle and Capital Assets	3,000,000	1,800,000
1	3010000/020502	Maintenance of Office Furniture and Equipment	400,000	200,000
1	3010000/020504	Lodge/Guest Houses	-	-
1	3010000/020600	Training and Staff Development (Training - General)	100,000	80,000
1	3010000/020701	Security Services (Others)	100,000	-
1	3010000/020703	Common Services including Rent, Office Accomodation	-	-
1	3010000/020705	Special Security Services/Security Vote	-	-
1	3010000/020800	Consultancy Services -	-	-
1	3010000/020901	Bank Charges	50,000	20,000
1	3010000/021206	Hospitality and Gifts/Entertainment	200,000	200,000
1	3010000/021210	Budget Preparation and Defence	400,000	80,000
1	3010000/021211	Miscellaneous Expenses	2,500,000	2,570,000
1	3010000/030000	Grants, Contributions and Subventions	-	-
1	3010000/020100	Total Overhead Costs	9,500,000	9,000,000
Total: Ministry of Information			100,500,000	99,000,000

ESTIMATE OF ANAMBRA STATE OF NIGERIA 2013

OVERHEAD COSTS

3020000 : GOVERNMENT PRESS

Fund Code	Org/Sub/Sub-Sub Org/Financial Classifications	Details of Expenditure	Financial Provision 2013 N	Financial Provision 2012 N
	3020000/010100	Personnel Cost	83,000,000	82,000,000
1	3020000/020200	Travel and Transport - General	600,000	650,000
1	3020000/020300	Utility Services - General	1,000,000	850,000
1	3020000/020302	Telephone and Telegraph Services	50,000	-
1	3020000/020400	Stationery (Material and Supplies - General)	1,000,000	950,000
1	3020000/020501	Maintenance of Motor Vehicle and Capital Assets	1,000,000	700,000
1	3020000/020502	Maintenance of Office Furniture and Equipment	1,000,000	650,000
1	3020000/020504	Lodge/Guest Houses	-	-
1	3020000/020600	Training and Staff Development (Training - General)	400,000	500,000
1	3020000/020701	Security Services (Others)	-	-
1	3020000/020703	Common Services including Rent, Office Accommodation	-	-
1	3020000/020705	Special Security Services/Security Vote	-	-
1	3020000/020800	Consultancy Services	-	-
1	3020000/020901	Bank Charges	-	-
1	3020000/021206	Hospitality and Gifts/Entertainment	100,000	300,000
1	3020000/021210	Budget Preparation and Defence	100,000	-
1	3020000/021211	Miscellaneous Expenses	750,000	650,000
1	3020000/030000	Grants, Contributions and Subventions	-	250,000
1	3020000/020100	Total Overhead Costs	6,000,000	5,500,000
Total: Government Press			89,000,000	87,500,000

ESTIMATE OF ANAMBRA STATE OF NIGERIA 2013

OVERHEAD COSTS

3110000 : MINISTRY OF JUSTICE

Fund Code	Org/Sub/Sub-Sub Org/Financial Classifications	Details of Expenditure	Financial Provision 2013 N	Financial Provision 2012 N
	3110000/010100	Personnel Cost	200,000,000	195,000,000
1	3110000/020200	Travel and Transport - General	2,500,000	3,000,000
1	3110000/020300	Utility Services - General	200,000	-
1	3110000/020302	Telephone and telegraph Services	-	500,000
1	3110000/020400	Stationery (Material and Supplies - General)	2,000,000	2,000,000
1	3110000/020501	Maintenance of Motor Vehicle and Capital Assets	2,500,000	3,500,000
1	3110000/020502	Maintenance of Office Furniture and Equipment	3,000,000	2,000,000
1	3110000/020504	Lodge/Guest Houses	-	-
1	3110000/020600	Training and Staff Development (Training - General)	2,000,000	2,000,000
1	3110000/020701	Security Services (Others)	-	-
1	3110000/020703	Common Services including Rent, Office Accomodation	-	-
1	3110000/020705	Special Security Services/Security Vote	-	-
1	3110000/020800	Consultancy Services - General	-	-
1	3110000/020901	Bank Charges	-	-
1	3110000/021206	Hospitality and Gifts/Entertainment	100,000	-
1	3110000/021210	Budget Preparation and Defence	400,000	500,000
1	3110000/021211	Miscellaneous Expenses	4,300,000	4,000,000
1	3110000/030000	Grants, Contributions and Subventions	-	-
1	3110000/020100	Total Overhead Costs	17,000,000	17,500,000
Total: Ministry of Justice			217,000,000	212,500,000

ESTIMATE OF ANAMBRA STATE OF NIGERIA 2013

OVERHEAD COSTS

3210000 : MINISTRY OF LANDS, SURVEY AND URBAN PLANNING

Fund Code	Org/Sub/Sub-Sub Org/Financial Classifications	Details of Expenditure	Financial Provision 2013 N	Financial Provision 2012 N
	3210000/010100	Personnel Cost	181,000,000	180,000,000
1	3210000/020200	Travel and Transport - General	2,000,000	2,000,000
1	3210000/020300	Utility Services - General	200,000	200,000
1	3210000/020302	Telephone and telegraph Services	300,000	300,000
1	3210000/020400	Stationery (Material and Supplies - General)	400,000	400,000
1	3210000/020501	Maintenance of Motor Vehicle and Capital Assets	2,400,000	2,400,000
1	3210000/020502	Maintenance of Office Furniture and Equipment	300,000	300,000
1	3210000/020504	Lodge/Guest Houses	-	-
1	3210000/020600	Training and Staff Development (Training - General)	400,000	400,000
1	3210000/020701	Security Services (Others)	-	-
1	3210000/020703	Common Services including Rent, Office Accomodation	200,000	200,000
1	3210000/020705	Special Security Services/Security Vote	-	-
1	3210000/020800	Consultancy Services - General	-	-
1	3210000/020901	Bank Charges	-	-
1	3210000/021206	Hospitality and Gifts/Entertainment	350,000	350,000
1	3210000/021210	Budget Preparation and Defence	150,000	150,000
1	3210000/021211	Miscellaneous Expenses	3,800,000	3,800,000
1	3210000/030000	Grants, Contributions and Subventions	-	-
1	3210000/020100	Total Overhead Costs	10,500,000	10,500,000
Total: Ministry of Land, Survey and Urban Planning			191,500,000	190,500,000

ESTIMATE OF ANAMBRA STATE OF NIGERIA 2013

OVERHEAD COSTS

3310000: MINISTRY OF ENVIRONMENT


Fund Code	Org/Sub/Sub-Sub Org/Financial Classifications	Details of Expenditure	Financial Provision 2013 N	Financial Provision 2012 N
	3310000/010100	Personnel Cost	90,000,000	95,000,000
1	3310000/020200	Travel and Transport - General	800,000	500,000
1	3310000/020300	Utility Services - General	100,000	1,200,000
1	3310000/020302	Telephone and telegraph Services	400,000	500,000
1	3310000/020400	Stationery (Material and Supplies - General)	1,500,000	1,200,000
1	3310000/020501	Maintenance of Motor Vehicle and Capital Assets	2,500,000	2,200,000
1	3310000/020502	Maintenance of Office Furniture and Equipment	2,000,000	600,000
1	3310000/020504	Lodge/Guest Houses	-	-
1	3310000/020600	Training and Staff Development (Training - General)	200,000	100,000
1	3310000/020701	Security Services (Others)	-	-
1	3310000/020703	Common Services including Rent, Office Accomodation	-	100,000
1	3310000/020705	Special Security Services/Security Vote	-	-
1	3310000/020800	Consultancy Services - General	-	-
1	3310000/020901	Bank Charges	-	-
1	3310000/021206	Hospitality and Gifts/Entertainment	200,000	300,000
1	3310000/021210	Budget Preparation and Defence	300,000	300,000
1	3310000/021211	Miscellaneous Expenses	1,000,000	2,000,000
1	3310000/030000	Grants, Contributions and Subventions	-	-
1	3310000/020100	Total Overhead Costs	9,000,000	9,000,000
Total: Ministry of Environment			99,000,000	104,000,000

ESTIMATE OF ANAMBRA STATE OF NIGERIA 2013

OVERHEAD COSTS

3320000 : FORESTRY AND WILDLIFE

Fund Code	Org/Sub/Sub-Sub Org/Financial Classifications	Details of Expenditure	Financial Provision 2013 N	Financial Provision 2012 N
	3320000/010100	Personnel Cost	12,000,000	13,000,000
1	3320000/020200	Travel and Transport - General	1,000,000	1,000,000
1	3320000/020300	Utility Services - General	-	-
1	3320000/020302	Telephone and telegraph Services	100,000	50,000
1	3320000/020400	Stationery (Material and Supplies - General)	200,000	200,000
1	3320000/020501	Maintenance of Motor Vehicle and Capital Assets	550,000	550,000
1	3320000/020502	Maintenance of Office Furniture and Equipment	450,000	50,000
1	3320000/020504	Lodge/Guest Houses	-	-
1	3320000/020600	Training and Staff Development (Training - General)	-	-
1	3320000/020701	Security Services (Others)	-	-
1	3320000/020703	Common Services including Rent, Office Accommodation	-	-
1	3320000/020705	Special Security Services/Security Vote	-	-
1	3320000/020800	Consultancy Services - General	-	-
1	3320000/020901	Bank Charges	-	-
1	3320000/021206	Hospitality and Gifts/Entertainment	-	-
1	3320000/021210	Budget Preparation and Defence	-	-
1	3320000/021211	Miscellaneous Expenses	200,000	150,000
1	3320000/030000	Grants, Contributions and Subventions	-	-
1	3320000/020100	Total Overhead Costs	2,500,000	2,000,000
Total: Forestry and Wildlife			14,500,000	15,000,000



ESTIMATE OF ANAMBRA STATE OF NIGERIA 2013

OVERHEAD COSTS

3410000: MINISTRY OF WORKS

Fund Code	Org/Sub/Sub-Sub Org/Financial Classifications	Details of Expenditure	Financial Provision 2013 N	Financial Provision 2012 N
	3410000/010100	Personnel Cost	120,000,000	120,000,000
1	3410000/020200	Travel and Transport - General	1,600,000	1,600,000
1	3410000/020300	Utility Services - General	500,000	500,000
1	3410000/020302	Telephone and telegraph Services	40,000	40,000
1	3410000/020400	Stationery (Material and Supplies - General)	300,000	300,000
1	3410000/020501	Maintenance of Motor Vehicle and Capital Assets	3,600,000	3,600,000
1	3410000/020502	Maintenance of Office Furniture and Equipment	600,000	600,000
1	3410000/020504	Lodge/Guest Houses	-	-
1	3410000/020600	Training and Staff Development (Training - General)	750,000	750,000
1	3410000/020701	Security Services (Others)	-	-
1	3410000/020703	Common Services including Rent, Office Accommodation	-	-
1	3410000/020705	Special Security Services/Security Vote	-	-
1	3410000/020800	Consultancy Services - General	-	-
1	3410000/020901	Bank Charges	-	-
1	3410000/021206	Hospitality and Gifts/Entertainment	210,000	210,000
1	3410000/021210	Budget Preparation and Defence	-	-
1	3410000/021211	Miscellaneous Expenses	2,000,000	2,000,000
1	3410000/030000	Grants, Contributions and Subventions	-	-
1	3410000/020100	Total Overhead Costs	9,600,000	9,600,000
Total: Ministry of Works			129,600,000	129,600,000

ESTIMATE OF ANAMBRA STATE OF NIGERIA 2013

OVERHEAD COSTS

3510000 : MINISTRY OF ECONOMIC PLANNING AND BUDGET

Fund Code	Org/Sub/Sub-Sub Org/Financial Classifications	Details of Expenditure	Financial Provision 2013 N	Financial Provision 2012 N
	3510000/010100	Personnel Cost	85,000,000	85,000,000
1	3510000/020200	Travel and Transport - General	6,000,000	6,000,000
1	3510000/020300	Utility Services - General	300,000	300,000
1	3510000/020302	Telephone and telegraph Services	1,500,000	1,500,000
1	3510000/020400	Stationery (Material and Supplies - General)	2,000,000	2,000,000
1	3510000/020501	Maintenance of Motor Vehicle and Capital Assets	4,000,000	4,000,000
1	3510000/020502	Maintenance of Office Furniture and Equipment	1,300,000	1,300,000
1	3510000/020504	Lodge/Guest Houses	-	-
1	3510000/020600	Training and Staff Development (Training - General)	300,000	300,000
1	3510000/020701	Security Services (Others)	-	-
1	3510000/020703	Common Services including Rent, Office Accomodation	150,000	150,000
1	3510000/020705	Special Security Services/Security Vote	-	-
1	3510000/020800	Consultancy Services - General	150,000	150,000
1	3510000/020901	Bank Charges	-	-
1	3510000/021206	Hospitality and Gifts/Entertainment	1,000,000	1,000,000
1	3510000/021210	Budget Preparation and Defense	300,000	300,000
1	3510000/021211	Miscellaneous Expenses	3,000,000	3,000,000
1	3510000/030000	Grants, Contributions and Subventions	-	-
1	3510000020100	Total Overhead Costs	20,000,000	20,000,000
Total: Ministry of Economic Planning and Budget			105,000,000	105,000,000

ESTIMATE OF ANAMBRA STATE OF NIGERIA 2013

OVERHEAD COSTS

3520000 : BUREAU OF STATISTICS

Fund Code	Org/Sub/Sub-Sub Org/ Financial Classifications	Details of Expenditure	Financial Provision 2013 ₦	Financial Provision 2012 ₦
	3520000/010100	Personnel Cost	5,000,000	5,000,000
1	3520000/020200	Travel and Transport - General	2,000,000	2,000,000
1	3520000/020300	Utility Services - General	500,000	500,000
1	3520000/020302	Telephone and telegraph Services	400,000	400,000
1	3520000/020400	Stationery (Material and Supplies - General)	100,000	300,000
1	3520000/020501	Maintenance of Motor Vehicle and Capital Assets	2,000,000	2,000,000
1	3520000/020502	Maintenance of Office Furniture and Equipment	2,000,000	2,000,000
1	3520000/020504	Lodge/Guest Houses	-	-
1	3520000/020600	Training and Staff Development (Training - General)	1,000,000	800,000
1	3520000/020701	Security Services (Others)	200,000	200,000
1	3520000/020703	Common Services including Rent, Office Accomodation	200,000	50,000
1	3520000/020705	Special Security Services/Security Vote	-	-
1	3520000/020800	Consultancy Services - General	200,000	50,000
1	3520000/020901	Bank Charges	150,000	50,000
1	3520000/021206	Hospitality and Gifts/Entertainment	1,000,000	750,000
1	3520000/021210	Budget Preparation and Defense	50,000	50,000
1	3520000/021211	Miscellaneous Expenses	1,000,000	1,500,000
1	3520000/030000	Grants, Contributions and Subventions	100,000	50,000
1	3520000/020100	Total Overhead Costs	-	10,700,000
Bureau of Statistics			15,900,000	15,700,000

ESTIMATE OF ANAMBRA STATE OF NIGERIA 2013

OVERHEAD COSTS

3610000 : MINISTRY OF WOMEN AFFAIRS AND SOCIAL DEVELOPMENT

Fund Code	Org/Sub/Sub-Sub Org/Financial Classifications	Details of Expenditure	Financial Provision 2013 N	Financial Provision 2012 N
	3610000/010100	Personnel Cost		
1	3610000/020200	Travel and Transport - General	75,000,000	75,000,000
1	3610000/020300	Utility Services - General	2,000,000	2,200,000
1	3610000/020302	Telephone and telegraph Services	50,000	500,000
1	3610000/020400	Stationery (Material and Supplies - General)	50,000	100,000
1	3610000/020501	Maintenance of Motor Vehicle and Capital Assets	1,800,000	1,500,000
1	3610000/020502	Maintenance of Office Furniture and Equipment	2,900,000	2,800,000
1	3610000/020504	Lodge/Guest Houses	500,000	1,000,000
1	3610000/020600	Training and Staff Development (Training - General)	50,000	-
1	3610000/020701	Security Services (Others)	500,000	500,000
1	3610000/020703	Common Services including Rent, Office Accomodation	50,000	100,000
1	3610000/020705	Special Security Services/Security Vote	-	-
1	3610000/020800	Consultancy Services - General	-	-
1	3610000/020901	Bank Charges	-	-
1	3610000/021206	Hospitality and Gifts/Entertainment	50,000	-
1	3610000/021210	Budget Preparation and Defence	200,000	100,000
1	3610000/021211	Miscellaneous Expenses	300,000	300,000
1	3610000/030000	Grants, Contributions and Subventions	550,000	400,000
1	3610000/020100	Total Overhead Costs	9,000,000	9,500,000
		Total: Ministry of Women Affairs and Social Development	84,000,000	84,500,000

ESTIMATE OF ANAMBRA STATE OF NIGERIA 2013

OVERHEAD COSTS

3710000 : MINISTRY OF YOUTH AND SPORTS

Fund Code	Org/Sub/Sub-Sub Org/Financial Classifications	Details of Expenditure	Financial Provision 2013 N	Financial Provision 2012 N
	3710000/010100	Personnel Cost	92,000,000	90,000,000
1	3710000/020200	Travel and Transport - General	1,200,000	1,200,000
1	3710000/020300	Utility Services - General	300,000	300,000
1	3710000/020302	Telephone and telegraph Services	600,000	600,000
1	3710000/020400	Stationery (Material and Supplies - General)	1,200,000	1,000,000
1	3710000/020501	Maintenance of Motor Vehicle and Capital Assets	1,700,000	1,500,000
1	3710000/020502	Maintenance of Office Furniture and Equipment	400,000	400,000
1	3710000/020504	Lodge/Guest Houses	-	-
1	3710000/020600	Training and Staff Development (Training - General)	300,000	300,000
1	3710000/020701	Security Services (Others)	-	-
1	3710000/020703	Common Services including Rent, Office Accommodation	-	-
1	3710000/020705	Special Security Services/Security Vote	-	-
1	3710000/020800	Consultancy Services - General	-	-
1	3710000/020901	Bank Charges	-	-
1	3710000/021206	Hospitality and Gifts/Entertainment	400,000	300,000
1	3710000/021210	Budget Preparation and Defense	-	-
1	3710000/021211	Miscellaneous Expenses	2,400,000	2,400,000
1	3710000/030000	Grants, Contributions and Subventions	-	-
1	3710000/020100	Total Overhead Costs	-	8,000,000
Total: Ministry of Youth and Sports			100,500,000	98,000,000

ESTIMATE OF ANAMBRA STATE OF NIGERIA 2013

OVERHEAD COSTS

3810000 - MINISTRY OF PUBLIC UTILITIES, WATER RESOURCES AND COMM., DEV.

Fund Code	Org/Sub/Sub-Sub Org/Financial Classifications	Details of Expenditure	Financial Provision 2013 N	Financial Provision 2012 N
	3810000/010100	Personnel Cost	120,000,000	120,000,000
1	3810000/020200	Travel and Transport - General	1,200,000	1,200,000
1	3810000/020300	Utility Services - General	3,500,000	3,000,000
1	3810000/020302	Telephone and telegraph Services	300,000	300,000
1	3810000/020400	Stationery (Material and Supplies - General)	500,000	500,000
1	3810000/020501	Maintenance of Motor Vehicle and Capital Assets	1,600,000	1,200,000
1	3810000/020502	Maintenance of Office Furniture and Equipment	200,000	500,000
1	3810000/020504	Lodge/Guest Houses	-	-
1	3810000/020600	Training and Staff Development (Training - General)	100,000	100,000
1	3810000/020701	Security Services (Others)	-	-
1	3810000/020703	Common Services including Rent, Office Accommodation	-	-
1	3810000/020705	Special Security Services/Security Vote	-	-
1	3810000/020800	Consultancy Services - General	-	-
1	3810000/020901	Bank Charges	-	-
1	3810000/021206	Hospitality and Gifts/Entertainment	80,000	100,000
1	3810000/021210	Budget Preparation and Defence	120,000	200,000
1	3810000/021211	Miscellaneous Expenses	2,900,000	2,900,000
1	3810000/030000	Grants, Contributions and Subventions	-	-
1	3810000/020100	Total Overhead Costs	10,500,000	10,000,000
Total: Ministry of Public Utilities			130,500,000	130,000,000

ESTIMATE OF ANAMBRA STATE OF NIGERIA 2013

OVERHEAD COSTS

3910000 : MINISTRY OF LOCAL GOVERNMENT AND CHIEFTAINCY MATTERS

Org/Sub/Sub-Sub Org/Financial Classifications	Details of Expenditure	Financial Provision 2013 N	Financial Provision 2012 N
3910000/010100	Personnel Cost	39,000,000	23,000,000
1 3910000/020200	Travel and Transport - General	1,200,000	650,000
1 3910000/020300	Utility Services - General	200,000	150,000
1 3910000/020302	Telephone and telegraph Services	2,000,000	450,000
1 3910000/020400	Stationery (Material and Supplies - General)	2,500,000	650,000
1 3910000/020501	Maintenance of Motor Vehicle and Capital Assets	2,500,000	2,000,000
1 3910000/020502	Maintenance of Office Furniture and Equipment	1,500,000	750,000
1 3910000/020504	Lodge/Guest Houses	-	-
1 3910000/020600	Training and Staff Development (Training - General)	1,000,000	200,000
1 3910000/020701	Security Services (Others)	-	-
1 3910000/020703	Common Services including Rent, Office Accomodation	200,000	100,000
1 3910000/020705	Special Security Services/Security Vote	-	-
1 3910000/020800	Consultancy Services - General	-	-
1 3910000/020901	Bank Charges	100,000	100,000
1 3910000/021206	Hospitality and Gifts/Entertainment	800,000	200,000
1 3910000/021210	Budget Preparation and Defense	200,000	200,000
1 3910000/021211	Miscellaneous Expenses	3,800,000	3,050,000
1 3910000/030000	Grants, Contributions and Subventions	-	-
1 3910000/020100	Total Overhead Costs	16,000,000	8,500,000
Total: Ministry of Local Govt. and Chieftancy Matters		55,000,000	31,500,000

ESTIMATE OF ANAMBRA STATE OF NIGERIA 2013

OVERHEAD COSTS

4010000 : MINISTRY OF SCIENCE AND TECHNOLOGY

Fund Code	Org/Sub/Sub-Sub Org/Financial Classifications	Details of Expenditure	Financial Provision	Financial Provision
			2013 N	2012 N
	4010000010100	Personnel Cost	45,000,000	46,000,000
1	4010000/020200	Travel and Transport - General	50,000	100,000
1	4010000/020300	Utility Services - General	10,000	30,000
1	4010000/020302	Telephone and telegraph Services	200,000	200,000
1	4010000/020400	Stationery (Material and Supplies - General)	600,000	600,000
1	4010000/020501	Maintenance of Motor Vehicle and Capital Assets	1,500,000	1,000,000
1	4010000/020502	Maintenance of Office Furniture and Equipment	900,000	500,000
1	4010000/020504	Lodge/Guest Houses	-	-
1	4010000/020600	Training and Staff Development (Training - General)	20,000	20,000
1	4010000/020701	Security Services (Others)	-	20,000
1	4010000/020703	Common Services including Rent, Office Accomodation	50,000	50,000
1	4010000/020705	Special Security Services/Security Vote	-	-
1	4010000/020800	Consultancy Services - General	70,000	70,000
1	4010000/020901	Bank Charges	50,000	50,000
1	4010000/021206	Hospitality and Gifts/Entertainment	150,000	190,000
1	4010000/021210	Budget Preparation and Defense	200,000	200,000
1	4010000/021211	Miscellaneous Expenses	2,200,000	2,970,000
1	4010000/030000	Grants, Contributions and Subventions	-	-
1	4010000/020100	Total Overhead Costs	6,000,000	6,000,000
Total: Ministry of Science and Technology			51,000,000	52,000,000

ESTIMATE OF ANAMBRA STATE OF NIGERIA 2013

OVERHEAD COSTS

4110000 : OFFICE OF THE STATE AUDITOR-GENERAL

Fund Code	Org/Sub/Sub-Sub Org/Financial Classifications	Details of Expenditure	Financial Provision 2013 N	Financial Provision 2012 N
	4110000/010100	Personnel Cost	64,000,000	63,000,000
1	4110000/020200	Travel and Transport - General	1,000,000	800,000
1	4110000/020300	Utility Services - General	200,000	150,000
1	4110000/020302	Telephone and telegraph Services	500,000	500,000
1	4110000/020400	Stationery (Material and Supplies - General)	600,000	600,000
1	4110000/020501	Maintenance of Motor Vehicle and Capital Assets	2,050,000	1,800,000
1	4110000/020502	Maintenance of Office Furniture and Equipment	1,000,000	900,000
1	4110000/020504	Lodge/Guest Houses	-	-
1	4110000/020600	Training and Staff Development (Training - General)	1,000,000	700,000
1	4110000/020701	Security Services (Others)	250,000	250,000
1	4110000/020703	Common Services including Rent, Office Accomodation	-	100,000
1	4110000/020705	Special Security Services/Security Vote	-	-
1	4110000/020800	Consultancy Services - General	-	-
1	4110000/020901	Bank Charges	-	200,000
1	4110000/021206	Hospitality and GiftsEntertainment	800,000	600,000
1	4110000/021210	Budget Preparation and Defence	200,000	200,000
1	4110000/021211	Miscellaneous Expenses	1,000,000	800,000
1	4110000/030000	Grants, Contributions and Subventions	400,000	400,000
1	4110000/020100	Total Overhead Costs	9,000,000	8,000,000
Total: Office of the State Auditor-General			73,000,000	71,000,000

ESTIMATE OF ANAMBRA STATE OF NIGERIA 2013

OVERHEAD COSTS

4210000 : CIVIL SERVICE COMMISSION

Fund Code	Org/Sub/Sub-Sub Financial Classifications	Details of Expenditure	Financial Provision	Financial Provision
			2013	2012
			N	N
	4210000/010100	Personnel Cost	64,000,000	55,000,000
1	4210000/020200	Travel and Transport - General	1,100,000	1,100,000
1	4210000/020300	Utility Services - General	700,000	100,000
1	4210000/020302	Telephone and Telegraph Services	700,000	650,000
1	4210000/020400	Stationery (Material and Supplies - General)	700,000	200,000
1	4210000/020501	Maintenance of Motor Vehicle and Capital Assets	3,500,000	3,300,000
1	4210000/020502	Maintenance of Office Furniture and Equipment	400,000	350,000
1	4210000/020504	Lodge/Guest Houses	-	-
1	4210000/020600	Training and Staff Development (Training - General)	510,000	300,000
1	4210000/020701	Security Services (Others)	-	-
1	4210000/020703	Common Services including Rent, Office Accommodation	-	-
1	4210000/020705	Special Security Services/Security Vote	-	-
1	4210000/020800	Consultancy Services - General	-	-
1	4210000/020901	Bank Charges	90,000	-
1	4210000/021206	Hospitality and Gifts/Entertainment	550,000	500,000
1	4210000/021210	Budget Preparation and Defence	250,000	-
1	4210000/021211	Miscellaneous Expenses	1,500,000	1,300,000
1	4210000/030000	Grants, Contributions and Subventions	-	-
1	4210000/020100	Total Overhead Costs	10,000,000	8,000,000
Total: Civil Service Commission			74,000,000	63,000,000

ESTIMATE OF ANAMBRA STATE OF NIGERIA 2013

OVERHEAD COSTS

4410000 : JUDICIARY

Fund Code	Org/Sub/Sub-Sub Financial Classifications	Details of Expenditure	Financial Provision 2013 N	Financial Provision 2012 N
	4410000/010100	Personnel Cost	1,100,000,000	950,000,000
1	4410000/020200	Travel and Transport - General	18,360,000	18,360,000
1	4410000/020300	Utility Services - General	8,500,000	7,248,000
1	4410000/020302	Telephone and telegraph Services	2,220,000	2,312,000
1	4410000/020400	Stationery (Material and Supplies - General)	5,000,000	12,300,000
1	4410000/020501	Maintenance of Motor Vehicle and Capital Assets	22,550,000	10,200,000
1	4410000/020502	Maintenance of Office Furniture and Equipment	7,000,000	7,200,000
1	4410000/020504	Lodge/Guest Houses	-	-
1	4410000/020600	Training and Staff Development (Training - General)	5,000,000	9,600,000
1	4410000/020701	Security Services (Others)	5,000,000	5,600,800
1	4410000/020703	Common Services including Rent, Office Accomodation	2,000,000	1,500,000
1	4410000/020705	Special Security Services/Security Vote	-	-
1	4410000/020800	Consultancy Services - General	-	3,900,000
1	4410000/020901	Bank Charges	100,000	6,000
1	4410000/021206	Hospitality and Gifts/Entertainment	4,370,000	2,400,000
1	4410000/021210	Budget Preparation and Defence	400,000	360,000
1	4410000/021211	Miscellaneous Expenses	19,000,000	19,013,200
1	4410000/030000	Grants, Contributions and Subventions	-	-
1	4410000/020100	Total Overhead Costs	100,000,000	100,000,000
Total: Judiciary			1,200,000,000	1,050,000,000

ESTIMATE OF ANAMBRA STATE OF NIGERIA 2013

OVERHEAD COSTS

4420000: CUSTOMARY COURT OF APPEAL

Fund Code	Org/Sub/Sub-Sub Financial Classifications	Details of Expenditure	Financial Provision 2013 N	Financial Provision 2012 N
	4420000/010100	Personnel Cost	145,000,000	145,000,000
1	4420000/020200	Travel and Transport - General	7,000,000	6,000,000
1	4420000/020300	Utility Services - General	2,500,000	2,000,000
1	4420000/020302	Telephone and telegraph Services	3,000,000	3,000,000
1	4420000/020400	Stationery (Material and Supplies - General)	8,000,000	7,000,000
1	4420000/020501	Maintenance of Motor Vehicle and Capital Assets	7,000,000	7,000,000
1	4420000/020502	Maintenance of Office Furniture and Equipment	3,000,000	3,000,000
1	4420000/020504	Lodge/Guest Houses	-	-
1	4420000/020600	Training and Staff Development (Training - General)	4,500,000	5,000,000
1	4420000/020701	Security Services (Others)	-	-
1	4420000/020703	Common Services including Rent, Office Accommodation	-	-
1	4420000/020705	Special Security Services/Security Vote	-	-
1	4420000/020800	Consultancy Services - General	-	-
1	4420000/020901	Bank Charges	-	-
1	4420000/021206	Hospitality and Gifts/Entertainment	2,000,000	-
1	4420000/021210	Budget Preparation and Defense	2,000,000	2,000,000
1	4420000/021211	Miscellaneous Expenses	6,000,000	5,000,000
1	4420000/030000	Grants, Contributions and Subventions	-	-
1	4420000/020100	Total Overhead Costs	45,000,000	40,000,000
Total: Customary Court of Appeal			190,000,000	185,000,000

ESTIMATE OF ANAMBRA STATE OF NIGERIA 2013

OVERHEAD COSTS

4510000 : JUDICIAL SERVICE COMMISSION

Fund Code	Org/Sub/Sub-Sub Financial Classifications	Details of Expenditure	Financial Provision 2013 N	Financial Provision 2012 N
	4510000/010100	Personnel Cost	17,000,000	17,000,000
1	4510000/020200	Travel and Transport - General	300,000	350,000
1	4510000/020300	Utility Services - General	200,000	250,000
1	4510000/020302	Telephone and telegraph Services	320,000	350,000
1	4510000/020400	Stationery (Material and Supplies - General)	310,000	340,000
1	4510000/020501	Maintenance of Motor Vehicle and Capital Assets	1,750,000	1,750,000
1	4510000/020502	Maintenance of Office Furniture and Equipment	700,000	700,000
1	4510000/020504	Lodge/Guest Houses	100,000	110,000
1	4510000/020600	Training and Staff Development (Training - General)	240,000	250,000
1	4510000/020701	Security Services (Others)	-	-
1	4510000/020703	Common Services including Rent, Office Accommodation	-	-
1	4510000/020705	Special Security Services/Security Vote	-	-
1	4510000/020800	Consultancy Services - General	-	-
1	4510000/020901	Bank Charges	20,000	30,000
1	4510000/021206	Hospitality and Gifts/Entertainment	1,600,000	1,600,000
1	4510000/021210	Budget Preparation and Defense	100,000	70,000
1	4510000/021211	Miscellaneous Expenses	360,000	200,000
1	4510000/030000	Grants, Contributions and Subventions	-	-
1	4510000/020100	Total Overhead Costs	6,000,000	6,000,000
Total: Judicial Service Commission			23,000,000	23,000,000

ESTIMATE OF ANAMBRA STATE OF NIGERIA 2013

OVERHEAD COSTS

4610000 : ANAMBRA STATE INDEPENDENT ELECTORAL COMMISSION

Fund Code	Org/Sub/Sub-Sub Financial Classifications	Details of Expenditure	Financial Provision 2013 N	Financial Provision 2012 N
	4610000/010100	Personnel Cost	55,000,000	55,000,000
1	4610000/020200	Travel and Transport - General	3,900,000	3,900,000
1	4610000/020300	Utility Services - General	1,500,000	1,500,000
1	4610000/020302	Telephone and telegraph Services	1,500,000	1,500,000
1	4610000/020400	Stationery (Material and Supplies - General)	2,000,000	2,000,000
1	4610000/020501	Maintenance of Motor Vehicle and Capital Assets	3,000,000	3,000,000
1	4610000/020502	Maintenance of Office Furniture and Equipment	2,500,000	2,500,000
1	4610000/020504	Lodge/Guest Houses	50,000	50,000
1	4610000/020600	Training and Staff Development (Training - General)	3,500,000	3,500,000
1	4610000/020701	Security Services (Others)	3,000,000	3,000,000
1	4610000/020703	Common Services including Rent, Office Accommodation	-	-
1	4610000/020705	Special Security Services/Security Vote	-	-
1	4610000/020800	Consultancy Services - General	50,000	50,000
1	4610000/020901	Bank Charges	500,000	500,000
1	4610000/021206	Hospitality and Gifts/Entertainment	2,000,000	2,000,000
1	4610000/021210	Budget Preparation and Defence	500,000	500,000
1	4610000/021211	Miscellaneous Expenses	21,000,000	20,000,000
1	4610000/030000	Grants, Contributions and Subventions	1,000,000	1,000,000
1	4610000/020100	Total Overhead Costs	46,000,000	45,000,000
Total: State Independent Electoral Commission			101,000,000	100,000,000

ESTIMATE OF ANAMBRA STATE OF NIGERIA 2013

OVERHEAD COSTS

4710000 : MINISTRY OF TRANSPORT

Fund Code	Org/Sub/Sub-Sub Org/Financial Classifications	Details of Expenditure	Financial Provision	Financial Provision
			2013	2012
			N	N
	4710000/010100	Personnel Cost	40,000,000	40,000,000
1	4710000/020200	Travel and Transport - General	200,000	200,000
1	4710000/020300	Utility Services - General	200,000	200,000
1	4710000/020302	Telephone and telegraph Services	500,000	500,000
1	4710000/020400	Stationery (Material and Supplies - General)	400,000	400,000
1	4710000/020501	Maintenance of Motor Vehicle and Capital Assets	2,600,000	2,600,000
1	4710000/020502	Maintenance of Office Furniture and Equipment	600,000	600,000
1	4710000/020504	Lodge/Guest Houses	-	-
1	4710000/020600	Training and Staff Development (Training - General)	200,000	200,000
1	4710000/020701	Security Services (Others)	-	-
1	4710000/020703	Common Services including Rent, Office Accomodation	-	-
1	4710000/020705	Special Security Services/Security Vote	-	-
1	4710000/020800	Consultancy Services - General	-	-
1	4710000/020901	Bank Charges	-	-
1	4710000/021206	Hospitality and Gifts/Entertainment	200,000	200,000
1	4710000/021210	Budget Preparation and Defence	200,000	200,000
1	4710000/021211	Miscellaneous Expenses	2,400,000	2,400,000
1	4710000/030000	Grants, Contributions and Subventions	-	-
1	4710000020100	Total Overhead Costs	7,500,000	7,500,000
Total: Ministry of Transport			47,500,000	47,500,000

ESTIMATE OF ANAMBRA STATE OF NIGERIA 2013

OVERHEAD COSTS

4810000 : MINISTRY OF HOUSING

Fund Code	Org/Sub/Sub-Sub Org/ Financial Classifications	Details of Expenditure	Financial Provision 2013 N	Financial Provision 2012 N
	4810000/010100	Personnel Cost	50,000,000	52,000,000
1	4810000/020200	Travel and Transport - General	2,500,000	2,500,000
1	4810000/020300	Utility Services - General	350,000	10,000
1	4810000/020302	Telephone and telegraph Services	400,000	400,000
1	810000/020400	Stationery (Material and Supplies - General)	700,000	900,000
1	4810000/020501	Maintenance of Motor Vehicle and Capital Assets	330,000	1,000,000
1	4810000/020502	Maintenance of Office Furniture and Equipment	1,000,000	330,000
1	4810000/020504	Lodge/Guest Houses	-	-
1	4810000/020600	Training and Staff Development (Training - General)	670,000	400,000
1	4810000/020701	Security Services (Others)	-	10,000
1	4810000/020703	Common Services including Rent, Office Accommodation	-	-
1	4810000/020705	Special Security Services/Security Vote	-	10,000
1	4810000/020800	Consultancy Services - General	-	10,000
1	4810000/020901	Bank Charges	-	-
1	4810000/021206	Hospitality and Gifts/Entertainment	200,000	230,000
1	4810000/021210	Budget Preparation and Defense	350,000	200,000
1	4810000/021211	Miscellaneous Expenses	1,000,000	1,500,000
1	4810000/030000	Grants, Contributions and Subventions	-	-
1	4810000/020100	Total Overhead Costs	7,500,000	7,500,000
Total: Ministry of Housing			57,500,000	59,500,000

ESTIMATE OF ANAMBRA STATE OF NIGERIA 2013

OVERHEAD COSTS

4910000 : OFFICE OF THE STATE AUDITOR-GENERAL FOR LOCAL GOVT.

Org/Sub/Sub-Sub Org/Financial Classifications	Details of Expenditure	Financial Provision 2013 N	Financial Provision 2012 N
4910000/010100	Personnel Cost	63,000,000	50,000,000
1 4910000/020200	Travel and Transport - General	200,000	400,000
1 4910000/020300	Utility Services - General	200,000	400,000
1 4910000/020302	Telephone and telegraph Services	200,000	200,000
1 4910000/020400	Stationery (Material and Supplies - General)	450,000	400,000
1 4910000/020501	Maintenance of Motor Vehicle and Capital Assets	2,100,000	2,000,000
1 4910000/020502	Maintenance of Office Furniture and Equipment	300,000	400,000
1 4910000/020504	Lodge/Guest Houses	-	-
1 4910000/020600	Training and Staff Development (Training - General)	150,000	150,000
1 4910000/020701	Security Services (Others)	100,000	100,000
1 4910000/020703	Common Services including Rent, Office Accomodation	-	-
1 4910000/020705	Special Security Services/Security Vote	-	100,000
1 4910000/020800	Consultancy Services - General	-	-
1 4910000/020901	Bank Charges	100,000	50,000
1 4910000/021206	Hospitality and Gifts/Entertainment	300,000	100,000
1 4910000/021210	Budget Preparation and Defence	250,000	150,000
1 4910000/021211	Miscellaneous Expenses	1,600,000	1,500,000
1 4910000/030000	Grants, Contributions and Subventions	50,000	50,000
1 4910000/020100	Total Overhead Costs	6,000,000	6,000,000
Total: Office of the State Auditor-General for Local Govt		69,000,000	56,000,000

CAPITAL RECEIPTS

ESTIMATES OF ANAMBRA STATE OF NIGERIA, 2013

CAPITAL RECEIPTS

SUMMARY

Financial Classification Codes	Details of Receipts	Approved Estimates 2013 (N'm)	Approved Estimates 2012 (N'm)
601002	Opening Balance	7,000.000	7,000.000
300000	Transfer from Consolidated Revenue Fund (Contribution to Capital Development Fund)	31,924.250	12,328.660
310000	Internal and External Grants	2,000.000	2,000.000
320000	Internal and External Loans	8,000.000	4,000.000
330000	Ecology Fund from Federal Government of Nigeria (F.G.N.	3,000.000	3,000.000
340000	Refund and Reimbursement on Capital Expenditure from F.G.N., Paris Club and Excess Crude.	7,071.440	8,400.340
350000	Value Added Tax (Vat)	5,799.633	6,100.000
360000	Government Fund Raising Activities	6,160.000	4,100.000
TOTAL CAPITAL RECEIPTS		70,955.323	46,929.000

ESTIMATES OF ANAMBRA STATE OF NIGERIA, 2013

CAPITAL RECEIPTS

Financial Classification Codes	Details of Receipts	Approved Estimates 2013 (N'm)	Approved Estimates 2012 (N'm)
310000	INTERNAL AND EXTERNAL GRANTS		
2920000/310001	IFAD/IBRD/FGN Support for Roots and Tuber Expansion Programme (RTEP)	20.000	20.000
2920000/310002	IFAD/IBRD/FGN Support to National Programme for Food Security (NPFS) in Anambra State	100.000	100.000
2920000/310003	Grants for UNICEF-Assisted Programme Activities	100.000	100.000
2920000/310004	World Bank (IDA) Support for Fadama Development Programme, Phase 3	130.000	130.000
2920000/310005	Support for Good Governance	60.000	60.000
2920000/310006	World Bank Assisted State Governance and Capacity Building Programme (SGCBP) Phase 2, and Community Social Development Programme (CSDP)	120.000	120.000
2920000/310007	UNDP Assisted Programmes	70.000	70.000
2920000/310008	MDG-CGS, PPP Arrangements and other grants	1,400.000	1,400.000
	TOTAL: INTERNAL AND EXTERNAL GRANTS	2,000.000	2,000.000

ESTIMATES OF ANAMBRA STATE OF NIGERIA, 2013

CAPITAL RECEIPTS

Financial Classification Codes	Details of Receipts	Approved Estimates 2013(N'm)	Approved Estimates 2012 (N'm)
320000	INTERNAL AND EXTERNAL LOANS		
2910000/320000	Loans from a Consortium of Banks (floatation of bond)	8,000.000	4,000.000
	TOTAL: INTERNAL AND EXTERNAL LOANS	8,000.000	4,000.000

CAPITAL EXPENDITURE

ESTIMATES OF ANAMBRA STATE OF NIGERIA, 2013

SUMMARY OF CAPITAL EXPENDITURE

Org/Sub-Org/Financial Classification Code	SUB-SECTOR	APPROVED ESTIMATES 2013		APPROVED ESTIMATES 2012	
		N'm	% of Total Capital Expenditure	N'm	% of Total Capital Expenditure
(A) ECONOMIC SECTOR:					
2510000/211200	Agriculture (Crops)	597.000	0.84%	620.000	1.32%
2510000/211400	Livestock and Veterinary	100.000	0.14%	105.000	0.22%
2510000/211500	Agriculture (Fisheries)	10.000	0.01%	16.000	0.03%
2520000/212100	Agriculture (ADP)	300.000	0.42%	399.436	0.85%
2610000/211200	Commerce & Industry	1,002.000	1.41%	1,328.000	2.83%
2910000/212300	Finance	3,060.000	4.32%	1,830.000	3.90%
3320000/211500	Environment (Forestry)	10.000	0.01%	10.000	0.02%
3410000/214300	Land Transport (Road//Bridges), Works	16,171.500	22.81%	20,000.000	21.31%
3810000/212400	Rural Electrification (Public Utility)	810.000	1.14%	800.000	1.70%
4010000/212401	Science, Technology and Mineral Resources	110.800	0.16%	133.620	0.28%
4710000/212600	Ministry of Transport	795.000	1.12%	785.000	1.67%
TOTAL ECONOMIC SECTOR		22,966.300	32.39%	26,027.056	34.15%
(B) SOCIAL SECTOR:					
2710000/212400	Health	1,229.100	1.73%	1,371.000	2.92%
2710000/212400	Education	10,173.525	14.34%	10,989.990	23.42%
3010000/214100	Information, Culture & Tourism	938.617	1.32%	370.148	0.79%
3310000/213100	Environment Health	21.500	0.03%	50.000	0.11%
3610000/221200	Women Affairs and Social Development-	400.500	0.56%	401.500	0.86%
3710000/216100	Youth and Sports	557.500	0.79%	602.000	1.28%
TOTAL SOCIAL SECTOR		13,320.742	18.77%	13,784.638	29.37%
(C) ENVIRONMENTAL SECTOR:					
3210000/233200	Town and Country Planning (Lands)	1,086.000	1.53%	1,081.000	2.30%
3310000/221100	Environmental Develop, Sewerage & Drainage	2,483.000	3.50%	1,696.000	3.61%
3810000/221200	Water Supply and Resources-	2,470.000	3.48%	800.000	1.70%
3810000/222200	Fire Services	85.000	0.12%	148.000	0.32%
3810000/221200	Housing and Urban Development	1,406.800	1.98%	1,808.000	3.85%
TOTAL ENVIRONMENTAL SECTOR		7,530.800	10.62%	5,533.000	11.79%

ESTIMATES OF ANAMBRA STATE OF NIGERIA, 2013

SECTOR: ECONOMIC

CAPITAL EXPENDITURE

SUB-SECTOR: AGRICULTURE (CROPS)

2510000: AGRICULTURE (CROPS)

Fund Code	Org/Sub/ Sub-Sub/ Financial Classification Code	Project Title	Project Location	MDG being Addressed	ApprovedEst imates 2013 (Nm)	Approved Estimates 2012 (Nm)
2	2510000/211201	FGN-Assisted Small Holder Palm Project	State-Wide	1	3.000	3.000
2	2510000/211202	Small Holder Tree Crops Development	State-Wide	1	10e	10e
2	2510000/211203	Produce Storage and Fumigation Scheme	State-Wide	1	20.000	30.000
2	2510000/211204	Field Crop Protection	State-Wide	1	10e	10e
2	2510000/211205	Credit Facilitated Comprehensive Irrigation, Drainage and Swamp Development	State-Wide	1	10e	10e
2	2510000/211206	College of Agriculture, Mgbakwu	Awka North	1	60.000	100.000
2	2510000/211207	Supervised Agric Credit Scheme (Admin & Monitoring Cost)	State-Wide	1	12.000	12.000
2	2510000/211208	Seed Multiplication and Horticultural Development Project	State-Wide	1	10.000	15.000
2	2510000/211209	Anambra State Rice Project	State-Wide	1	100.000	133.000
2	2510000/211210	Agricultural Extension Information Services	State-Wide	1	0.500	0.500
2	2510000/211211	Testing Laboratory Services	State-Wide	1	1.500	1.500
2	2510000/211212	Rural Agricultural Home Economics	State-Wide	1	1.000	2.000
2	2510000/211213	Soil Erosion Prevention and Control Biological (Sustainable Land Management)	State-Wide	1	3.000	3.000
2	2510000/211214	Vocational Agric. School, Okija	Ihiala	1	10e	10e
2	2510000/211215	PRS Capacity Building Project for Ministry of Agriculture including Agric. Surveys/Studies	State Wide	1	10.000	15.000
2	2510000/211216	Agro Hydro Meteorological Services	State-Wide	1	10e	10e
2	2510000/211217	Standard Agricultural Engineering Workshop	State-Wide	1	4.000	4.000

ESTIMATES OF ANAMBRA STATE OF NIGERIA, 2013

CAPITAL EXPENDITURE

SUB-SECTOR: AGRICULTURE (CROPS) -contd.

SECTOR: ECONOMIC

2510000: AGRICULTURE (CROPS)

Fund Code	Org/Sub/ Sub-Sub/ Financial Classification Code	Project Title	Project Location	MDG being Addressed	Approved Estimates 2013 (Nm)	Approved Estimates 2012 (Nm)
			Awka	1	70.000	80.000
2	2510000/211218	Purchase of Tractors				
			Awka	1	5.000	5.000
2	2510000/211219	Maintenance of Tractors				
			Awka	1	11.000	50.000
2	2510000/211220	Fertilizer Procurement and Distribution				
			Ayamelum, Ihiala & Awka	1	10e	10e
2	2510000/211221	Establishment of Demonstration Farm Centres at the three Senatorial Zones at Omor, Okija & Mgbakwu				
			State-Wide	1	10.000	10.000
2	2510000/211222	Special Programme for Food Security				
			State-Wide	1 & 7	15.000	15.000
2	2510000/211223	Procurement of Agro Inputs				
			State-Wide	6	1.000	1.000
2	2510000/211224	Ministry of Agriculture HIV/AIDS Prevention and Mitigation Project				
			Statewide	8	10.000	10.000
2	2510000/211225	World Bank and ADB Assisted Rural Access and Mobility Project (RAMP)				
			Statewide	1	30.000	30.000
2	2510000/211226	Job Creation and Entrepreneurship Development Project				
			Statewide	1	100.000	100.000
2	2510000/211227	Community Agricultural Land Dev. Project				
			Statewide	1	100.000	-
2	2510000/211228	Agricultural Transformation Agenda				
			Omor	1	20.000	-
2	2510000/211229	Lower Anambra Irrigation Project Omor				
					597.000	620.000
TOTAL						

ESTIMATES OF ANAMBRA STATE OF NIGERIA, 2013

CAPITAL EXPENDITURE


SECTOR: ECONOMIC

SUB-SECTOR: LIVESTOCK AND VETERINARY

2510000: LIVESTOCK AND VETERINARY

Fund Code	Org/Sub/ Sub-Sub/ Financial Classification Code	Project Title	Project Location	MDG being Addressed	Approved Estimates 2013 (Nm)	Approved Estimates 2012 (Nm)
2	2510000/211401	Pig Production, Breeding and Multiplication at Nkwelle Ezunaka & Okija	Oyi & Ihiala	1	8.000	8.000
2	2510000/211402	Veterinary Field Services	State-Wide	1	5.000	5.000
2	2510000/211403	Veterinary Preventive and Control Post Services	State-Wide	1	5.000	5.000
2	2510000/211404	Goat/Sheep Breeding and Multiplication Project	Awka North	1	2.000	2.000
2	2510000/211405	Livestock Extension Services/Rehabilitation of Infrastructural facilities including Grazing Reserves	State-Wide	1	10e	10e
2	2510000/211406	Modern Slaughter Houses (Abattoir)	Awka South	1	15.000	15.000
2	2510000/211407	Veterinary EPIZOOTIC/Surveillance	State-Wide	1	5.000	5.000
2	2510000/211408	Veterinary Investigation Centre, Nsugbe	Anambra East	1	1.000	1.000
2	2510000/211409	Animal Traction and Hand Tools Technology GCCC	State-Wide	1	2.000	2.000
2	2510000/211410	Anambra State Integrated Livestock Company Limited	Oyi	1	2.000	2.000
2	2510000/211411	Job Creation and Entrepreneurship Development Project	State-wide	1	5.000	10.000
2	2510000/211412	Ministry of Agriculture Project Activities	State-Wide		10e	10e
2	2510000/211413	Agricultural Shows and Faires	State-Wide	1	4.000	4.000

95



ESTIMATES OF ANAMBRA STATE OF NIGERIA, 2013

CAPITAL EXPENDITURE

SUB-SECTOR: LIVESTOCK AND VETERINARY -
contd.

SECTOR: ECONOMIC

2510000: LIVESTOCK AND VETERINARY

Fund Code	Org/Sub/ Sub- Sub/ Financial Classification Code	Project Title	Project Location	MDG being Addressed	Approved Estimates 2013 (Nm)	Approved Estimates 2012 (Nm)
2	2510000/211414	Library and Documentation Centre	Awka	1	1.000	1.000
2	2510000/211415	National Council Meetings	National	1	2.000	2.000
2	2510000/211416	Renovation of Office Buildings	Awka	1	7.000	7.000
2	2510000/211417	Project Vehicles and Equipment	Awka	1	13.000	13.000
2	2510000/211418	PRS Monitoring and Evaluation	State-Wide	1	2.000	2.000
2	2510000/211419	Rural Development Day	State-Wide	1	10e	10e
2	2510000/211420	Rehabilitation of Office Power Plant	Awka	1	1.000	1.000
2	2510000/211421	Mowing machine and Fumigants	Awka	1	10e	10e
2	2510000/211422	Strategic Upgrading of Amansea Cattle Market and Vet Clinics	Amansea, Amawbia	1	20.000	20.000
TOTAL					100.000	105.000

CAPITAL EXPENDITURE

SECTOR: ECONOMIC

SUB-SECTOR: AGRICULTURE (FISHERIES)

2510000: AGRICULTURE (FISHERIES)

Fund Code	Org/Sub/ Sub-Sub/ Financial Classification Code	Project Title	Project Location	MDG being Addressed	Approved Estimates 2013 (Nm)	Approved Estimates 2012 (Nm)
2	2510000/211501	Fish Seed Improvement and Multiplication	State-Wide	1	2.500	5.000
2	2510000/211502	Fish Farms	State-Wide	1	2.500	5.000
2	2510000/211503	State provision for the National Fish Programme	State-Wide	1	1.000	1.000
2	2510000/211504	Artisanal Fisheries Development and Fisheries Statistics	State-Wide	1	1.000	1.000
2	2510000/211505	5 th Country Programme UNDP-Assisted Agriculture, Environment and Rural Development	State-Wide	1	10e	10e
2	2510000/211506	Job Creation and Entrepreneurship Development Project	State-Wide	1	2.000	3.000
2	2510000/211507	Fish Feed Mill	State-Wide	1	1.000	1.000
TOTAL					10.000	16.000

ESTIMATES OF ANAMBRA STATE OF NIGERIA, 2013
CAPITAL EXPENDITURE

SUB-SECTOR: AGRICULTURE (ADP)

SECTOR: ECONOMIC 2520000: AGRICULTURE (ADP)		Project Title	Project Location	MDG being Addressed	Approved	Approved
Fund Code	Org/Sub/ Sub-Sub/ Financial Classification Code				Estimates 2013 (Nm)	Estimates 2012 (Nm)
2	2520000/211201	IFAD/ABRD/FGN Support for Root and Tuber Expansion Programme	Statewide	Goals 1 & 7	5.000	10.000
2	2520000/211202	IFAD/ISDB/FGN Support for National Programme for Food Security (NPFS) in Anambra State	Statewide	Goals 1 & 7	78.800	108.000
2	2520000/211203	IDA support to NATIONAL FADAMA Development Project (NFDP – III)	Statewide	Goals 1 & 7	60.000	60.000
2	2520000/211204	IITA support coordinated Cassava Mosaic Disease (CMD) pre-emptive programme	Statewide	1	10e	10e
2	2520000/211205	Sustainability of Multi-State Agriculture Development Programme (MSADP-I)	Statewide	1	129.200	189.436
2	2520000/211206	IFAD Assisted Rural Finance Institution Building Programme (RUFIN)	Statewide	1	12.000	12.000
2	2520000/211207	IFAD/FGN Support for Value Chain Development Programme (VCDP)	Statewide	1 & 7	15.000	20.000
TOTAL					300.000	399.436

**ESTIMATES OF ANAMBRA STATE OF NIGERIA, 2013
CAPITAL EXPENDITURE**

**SECTOR: ECONOMIC
2610000: COMMERCE AND INDUSTRY**

SUB-SECTOR: COMMERCE AND INDUSTRY

Fund Code	Org/Sub/ Sub-Sub/ Financial Classification Code	Project Title	Project Location	MDG being Addressed	Approved Estimates 2013 (Nm)	Approved Estimates 2012 (Nm)
2	2610000/212101	7th FGN-UNDP Country Programme (2009-2012)	State-wide	1	1.000	1.000
2	2610000/212102	Metallurgical and machine tools project(FOMTOP) Ozubulu	Ekwusigo	1	3.000	5.000
2	2610000/212103	Anambra Industrial park Project	Statewide	1	10.000	40.000
2	2610000/212104	Development of industrial layout at Nnewi	Nnewi North L.G.A	1	2.000	2.000
2	2610000/212105	Industrial development in Onitsha harbour layout	Onitsha South L.G.A.	1	2.000	2.000
2	2610000/212106	Development of industrial layout at Amawbia	Awka South L.G.A	1	3.000	3.000
2	2610000/212107	Development and modernization of Awka industrial layout	Awka south L.G.A	1	1.000	1.000
2	2610000/212108	Palm kernel oil production plant, Uli	Ihiala L.G.A	1	10e	10e
2	2610000/212109	Industrial Development Centre	State-wide	1	10e	10e
2	2610000/212110	Development of mechanic village at 4 locations	State-wide	1	10e	10e
2	2610000/212111	Production of pre-investment studies and project profiles	State-wide	1	2.000	2.000
2	2610000/212112	Awka hotel project	Awka south L.G.A	1	10e	10e
2	2610000/212113	Establishment of a technology-based data bank for SMEs in Anambra State	State-wide	1	5.000	5.000
2	2610000/212114	Accessing funds for SMEs through SMIEIS, SME, grants, donor agencies funds and national youth employment and empowerment projects	State-wide	1	5.000	2.000
2	2610000/212115	Skill Acquisition Centres in the State	State-wide	1	2.000	1.000
2	2610000/212116	Registration of business premises, motor emblems and commodity unions	State-wide	1	10.000	8.000

ESTIMATES OF ANAMBRA STATE OF NIGERIA, 2013

CAPITAL EXPENDITURE

SECTOR: ECONOMIC 2610000: COMMERCE AND INDUSTRY			SUB-SECTOR: COMMERCE AND INDUSTRY - INDUSTRY CONT'D			
Fund Code	Org/Sub/ Sub-Sub/ Financial Classification Code	Project Title	Project Location	MDG being Addressed	Approved Estimates 2013 (Nm)	Approved Estimates 2012 (Nm)
					10e	10e
2	2610000/212117	Revitalization of Anambra marketing company limited	State-wide	1		
	2610000/212118	Development of mega shopping malls in Anambra State	State-wide	1	2.000	2.000
2	2610000/212119	Funds for Small-Scale Industries (FUSSI)	State-wide	1	5.000	2.000
2	2610000/212120	Cooperative College Aguleri	State-wide	1	120.000	60.000
2	2610000/212121	Production of pre-investment studies and project	State-wide	1	10e	10e
2	2610000/212122	International and local trade fairs	State-wide	1	13.000	10.000
2	2610000/212123	Cooperative credit scheme	State-wide	1	2.000	2.000
2	2610000/212124	Statistical survey databank	State-wide	1	3.000	3.000
2	2610000/212125	Onitsha business village phase II	Onitsha north L.G.A	1	100.000	90.000
2	2610000/212126	State Industrial Sheds at Idemili North, Ogbunike and Ozubulu	State-wide	1	1.000	1.000
2	2610000/212127	Micro-credit support to micro, small and medium enterprises (MSME)	State-wide	1	3.000	3.000
2	2610000/212128	Ministry of commerce and Industry HIV/AIDS project activities	State-wide	6	2.000	2.000
2	2610000/212129	Ogbaru Oil and Free Export Zone Project	Ogbaru L.G.A	1	5.000	20.000
2	2610000/212130	Anambra State Industrial Policy	State-wide	1	2.000	2.000
2	2610000/212131	Revitalization of industries (Technical and Management Services to ailing industries)	State-wide	1	2.000	2.000
2	2610000/212132	State Council on Industries	State-wide	1	3.000	3.000
2	2610000/212133	Onitsha Hotel Resort Project	Onitsha north L.G.A	1	10e	10e
2	2610000/212134	Anambra State Dry Port Project (Ihiala Area)	Ihiala L.G.A	1	2.000	2.000

ESTIMATES OF ANAMBRA STATE OF NIGERIA, 2013

CAPITAL EXPENDITURE

SECTOR: ECONOMIC

SUB-SECTOR: COMMERCE AND INDUSTRY -
contd.

2610000: COMMERCE AND INDUSTRY

Fund Code	Org/Sub/ Sub-Sub/ Financial Classification Code	Project Title	Project Location	MDG being Addressed	Approved Estimates 2013 (Nm)	Approved Estimates 2012 (Nm)
2	2610000/212135	Contribution to Bank of Industry	State-wide	1	10.000	520.000
2	2610000/212136	Monitoring and Evaluation of Projects and Programmes	State-wide	1	8.000	4.000
2	2610000/212137	National Council on Commerce and Industry	State-wide	1	2.000	2.000
2	2610000/212138	National Council on Cooperatives	State-wide	1	1.000	1.000
2	2610000/212139	Office Equipment/Implements	State-wide	1	5.000	5.000
2	2610000/212140	Investment and Business Promotion Activities (National and International)	State-wide	1	20.000	20.000
2	2610000/212141	Neem Fertilizer Factory Amawbia	Awka South L.G.A	1	100.000	100.000
2	2610000/212142	Development of Mechanic Villages (Obosi, Awka, Nnewi Area, Nkwelle-Ezunaka)	State-wide	1	20.000	20.000
2	2610000/212143	Market development	State-wide	1	200.000	100.000
2	2610000/212144	LG Electronics Shopping Complex and Engineering Academy in Awka	Awka South L.G.A	1	120.000	80.000
2	2610000/212145	Awka Business Park	Awka South L.G.A	1	200.000	200.000
2	2610000/212146	Cooperative Data Analysis System	State-wide		5.000	
TOTAL					1,002.000	1,328.000

ESTIMATES OF ANAMBRA STATE OF NIGERIA, 2013
CAPITAL EXPENDITURE

SECTOR: ECONOMIC
2910000: FINANCE

SUB-SECTOR: FINANCE

Fund Code	Org/Sub/ Sub-Sub/ Financial Classification Code	Project Title	Project Location	MDG being Addressed	Approved Estimates 2013 (Nm)	Approved Estimates 2012 (Nm)
2	2910000/212301	General investment in stocks and equities of companies	Awka	Cross-cutting	2,000.000	840.000
2	2910000/212302	Investment in Orient Petroleum	Nsugbe/	Cross-cutting	5.000	5.000
2	2910000/212403	Micro-Finance credit to Financial institutions (CBN directive)	State-wide	Cross-cutting	2.000	10e
2	2910000/212404	Cost of borrowing	Awka	Cross-cutting	10e	100.000
2	2910000/212405	Activities of Debt Management Unit	Awka	Cross-cutting	6.000	6.000
2	2910000/212306	Computer system for data storage and infrastructure in Ministry of Finance	Awka	Cross-cutting	15.000	24.000
2	2910000/212307	New office accommodation for sub treasuries	Ogidi, Nnewi &	Cross-cutting	20.000	40.000
2	2910000/212308	Computerization of Accountant-General's office and provision of equipment	Awka	Cross-cutting	80.000	80.000
2	2910000/212309	Receipts and Security Printing	State-wide	Cross-cutting	20.000	15.000
2	2910000/212310	Improvement of infrastructure for revenue collection and equipment of new sub treasuries	Nnewi, Fegge & Ogidi	Cross-cutting	15.000	20.000
2	2910000/212311	Ministry of Finance HIV Project	State-wide		2.000	5.000
2	2910000/212312	Board of Internal Revenue Project activities; Extension of Office and Construction of BIR Head Quarters	Awka	Cross-cutting	70.000	70.000
2	2910000/212313	Construction of Zonal Tax offices	Awka	Cross-cutting	10e	60.000
2	2910000/212314	Printing of Security documents and procurement/Purchase Vehicle number plates	Awka	Cross-cutting	15.000	40.000
2	2910000/212315	Production of vehicle/motorcycle Number plates by FRSC	Awka	Cross-cutting	70.000	70.000
2	2910000/212316	Production of Conductors' and Drivers' Badges	Awka	Cross-cutting	5.000	5.000
2	2910000/212317	Purchase of vehicles and equipment	Awka	Cross-cutting	60.000	20.000
2	2910000/212318	Automation and computerization of BIR	Awka	Cross-cutting	245.000	20.000

ESTIMATES OF ANAMBRA STATE OF NIGERIA, 2013
CAPITAL EXPENDITURE

SECTOR: ECONOMIC
2910000: FINANCE

SUB-SECTOR: FINANCE - *Cont'd*

Fund Code	Org/Sub/ Sub-Sub/ Financial Classification Code	Project Title	Project Location	MDG being Addressed	Approved Estimates 2013 (Nm)	Approved Estimates 2012 (Nm)
2	2910000/212319	PRS monitoring and evaluation	State wide	Cross-cutting	3.000	20.000
2	2910000/212320	Recapitalization of AHOCOL	Awka	Cross-cutting	150.000	220.000
2	2910000/212321	Consultancy Services	Awka	Cross-cutting	20.000	110.000
2	2910000/212322	Procurement of operational and monitoring vehicles	State wide	Cross-cutting	10.000	20.000
2	2910000/212323	Capacity building for the staff of BIR	Awka	Cross-cutting	100.000	10.000
2	2910000/212324	Equipment and furnishing of new buildings for BIR	Awka	Cross-cutting	30.000	30.000
2	2910000/212325	Monitoring and Evaluation Activities of BIR	Awka	Cross-cutting	2.000	-
2	2910000/212326	Upgrading of Motor Licensing Authority (MLA)	Awka	Cross-cutting	75.000	-
2	2910000/212327	Production of Consolidated emblems	State-wide	Cross-cutting	40.000	-
TOTAL					3,060.000	1,830.000

ESTIMATES OF ANAMBRA STATE OF NIGERIA, 2013
CAPITAL EXPENDITURE

SUB-SECTOR: FORESTRY

SECTOR: ECONOMIC
3320000: FORESTRY

Fund Code	Org/Sub/ Sub-Sub/ Financial Classification Code	Project Title	Project Location	MDG being Addressed	Approved Estimates 2013 (Nm)	Approved Estimates 2012 (Nm)
2	3320000/211501	Forest Plantation Establishment Afforestation	State wide	7	4.000	4.000
2	3320000/211502	Launching of tree planting campaigns	State wide	7	0.500	0.500
2	3320000/211503	Forestry sanitary tree feeling	State wide	7	0.500	0.500
2	3320000/211504	Nursery Development	State wide	7	1.500	1.500
2	3320000/211505	Boundary maintenance of forest Reserves	State wide	7	1.000	1.000
2	3320000/211506	Climate change adaptation and best practices	State wide	7	2.000	2.000
2	3320000/211507	Forestry data bank	State wide	7	0.500	0.500
TOTAL					10.000	10.000

CAPITAL EXPENDITURE

SECTOR: ECONOMIC
3410000: WORKS. LAND TRANSPORT (ROADS AND BRIDGES)

SUB-SECTOR: ROADS AND BRIDGES

Fund Code	Org/Sub/ Sub-Sub/ Financial Classification Code	Project Title	Project Location	MDG being Addressed	Approved Estimates 2013 (Nm)	Approved Estimates 2012 (Nm)
2	3410000/214301	Rehabilitation of selected major roads and minor inter community roads (including outstanding debts)	State	1 & 7	15,532.000	19,254.500
2	3410000/214302	Base workshop including foundary at Awka	State	1 & 7	10.000	100.000
2	3410000/214303	Anambra State Road Maintenance Agency including plant and equipment	State	1 & 7	500.000	500.000
2	3410000/214304	Construction of two new area offices at Nnewi and Agulu (take off funds only)	State	1 & 7	10.000	10.000
2	3410000/214305	Project monitoring	State	1 & 7	1.000	1.000
2	3410000/214306	Office equipment/soil lab equipment	State	1 & 7	100.000	100.000
2	3410000/214307	Renovation of old office blocks 2No. and Purchase of mower for grass cutting in the office	State	1 & 7	10.000	30.000
2	3410000/214308	Procurement/refurbishment of Government vehicles	State	1 & 7	2.500	2.500
2	3410000/214309	Baseline data on road network in Anambra state	State	1 & 7	5.000	1.000
2	3410000/214310	Ministry of Works HIV Project	State	1 & 7	1.000	1.000
TOTAL					16,171.500	20,000.000

ESTIMATES OF ANAMBRA STATE OF NIGERIA, 2013

CAPITAL EXPENDITURE

* MAJOR AND MINOR ROADS

Committee Recommends that the following Roads be included in the list of Major and Minor Roads in the State

1. Nnokwa-Awka Etiti Road
2. Nsogwu-Umunze-Eziama Road
3. Afor Nanka-Umuona-Aguluizgbo-Akwaeze-Adazieze-Enugwu Adazi-Nnokwa Road with spur to Isuofia (St. Patrick's Catholic Church Isuofica).
- * 4. Adazi Nnukwu (Lovetho)-Agulu-Obeledu-Aguluizgbo-Nanka-Umuona-Isuofia Road.
- * 5. Reconstruction of Onitsha Township Roads (Lot D)
 - (a) Ezenwa Street (b) Obanye Street
 - (c) Affor Street (d) Allen Lane
 - (e) Nwokedi Street
 - (f) Ogalonye Street
 - (g) Magazine Avenue-Ekwoibe Road-Alibaz-Basilica of the Holy Trinity
 - (h) Emejulu Lane (i) Enweonwu Lane
 - (j) Osuma Street (k) Jidefo Nzeogwu Street
 - (l) Nwabueze Street (m) Nkisi Aroli Street
 - (n) Omozele Street (o) Works Road
 - (p) Omagba Roads (q) Inland Town-Police Roads
6. Federal Housing-Estate Roads in Onitsha
 - (a) Abatete-Drive-Residential Drive
 - (b) Umunya Street-Hon. Idu Emeka Drive-Sophina Drive-Hill Top Crescent-Barr Izuegbunam Street
 - (c) St. Stephen's Road-Emeka Mbaegbu
7. Ukwulu-Nawgu-Ukpo-Umudioka Roads.
8. Omor-Umumbo-Umulokpa Roads.
9. Construction of Umunankwo Ogwuaniocha Road.
10. Emekekwe-Amazu Market Road., Okpoko
- * 11. Umueze Anam-Umuoba-Aboegbu-Mmiata Anam-Nzam road, Onono-Umuikwu/Umodora-Oroma Etiti- Umuenwelum-Mmiata Road.
- * 12. Nawfia Road-from Afor Nawfia to Express Road
13. Ogbuaga-Ede Road to Owerri Road.
14. Oraukwu-Abacha-Eziowelle-Aforigwe Ogidi-Abatete-Nkeme-Ugwumba-Umuoji Road.
15. Ekwulobia round about bye pass-Agba Okpo Ula Road, Udo Akaraba-Uyo Cool Joint-General Hospital-Ama.
- * 16. Ekwulobia-Nkpologwu-Akpo-Achina-Umuchu Road
17. Ilodibe Street Awada.
18. Ekenwankwu Akaboezem Obiagu Road.
19. Abel Okoye, Chief Obiekosi Road
20. Okpunoeze Umuezeagu Irefi Akamili Road.
21. Umumeagbu Nweke Aboukwu Ndiakwu Anozie Edoji Ugedo Road.
- * 22. Ifite-Amansea-Amansea-Ebenebe
23. Isuanaocha-Urum-Achalla Road
24. Michael Junction Ozubulu Nhi Road
25. Eke Ihembosi Chekenta.
26. Ihembosi-Otutu Aja Ukpok.
27. Oye Achalla-Ali Stream Road Achalla
28. Achalla-Isuanaocha Road
29. Umuogwalu-Umudioka Road Awka
30. Muenechi-Awka-Ifite Nibo Road
31. Millenium Ind. NODU-Ezinifite Okpuno Road
32. Afor Ndida Ihembosi-Eke Ihembosi-Ihembosi Ofufu Amakwa Ozubulu-Egbema
33. Ugwu Oye Ozubulu-Egbema
34. Ozubulu-Oraifite-Ichi
35. Afor Ndida Ihembosi-Uba Ubahu-Chekenta Junction-Ekwulobia Girls to Ezinitite Road
36. Olie Ugwu Okija-Umuabu Ihembosi-Eke Ihembosi
37. Afor Ilo Ozubulu - 4 Corner Junction-Ubu Oil Mill-Ekeilo Ukpok.
38. Ebe-Umudike-Umuhu-Amihe Ukpok Road.
39. Ojiakor Girls Secondary School Adazi-Ani-Alor Road.
40. Arizona (Okunachu) Adazi Enu-Akwaeze Road.
- * 41. St. Andrews Adazi Nnukwu-Agulu-Obeledu-Aguluzigbo Road.
- * 42. Afor Agulu-Amorji Village-St Theresa Catholic Church Road.
- * 43. Barth Ougbolu-Afor Adazi Nnukwu-Union Bus Stop Road
44. Nneogidi Villagae-Eke Afor Nise Road Centre Nnokwa-Akwa Ekiti Road.
45. Ojoto-Ezieke-Ojor-Ireh-Umuorji Road (Ring Road)
46. Oil-Afor Oba-Umuokokpa Bye Pass
47. Ori-Nkwo Link Road, Akwu-ukwu
48. Ezi Ofele-Obinetiti-Otuocho Road
49. Amichi-Eke Osumenyi-Ezinifite Road
50. Nneni Street: from Ozomagala end to Modebe Avenue Odoakpu, Onitsha.
51. Louis Mbanefo Street: from Zik's Avenue and to Bida Road odoakpu, Onitsha.
52. Obanye Street by Anionwu Street to St John Cross Street, Odoakpu, Onitsha.
53. Umuomodu Lane: from Old Cemetery Road end to Oguta Road Odoakpu Onitsha.
54. Ama Nnannu-Enenator-Afor Ukpok-Ekeilo Ukpok-Okija Road.
55. Gate to gate Housing Estate Fegge Onitsha.
56. Ndulue Street to Ring Road (Ezeawulu) Nibo, Awka South
57. Igwe Eze Udoka Road, Uli
58. Oluoha Okechukwu Road Okohia Ihiala
59. Agulu-Obeledu-Neni Road (St. Johns)
60. Ori Post-Umuochu Ndikelionwu Road.
61. 3-3 Junction-College of Education-Nsugbe Road
62. Uhuobo Road Okija
63. Orsumoghu-Isseke Road
64. Umuohi-Okpu-Nkwo Okija Road
65. Nkwuegbo-Umuogbo, St Mark's Obiofia Road Nnenichi
66. Eziukwo Road Umuokpu Awka
67. Ezinifite-Okochi Road Okpuno
68. Umudiji Ukpok-Umuike-Abanato Ezinifite.
69. Nkwo Ulasu Ukpok-Ofala Bridge Umudiji Ukpok-St. Andrews Ebenator.
70. Umumbo-Umuorum Road Ayamelum
71. Afor-Ukpok-Ugwolie Umuohama-Lilu Road.

ESTIMATES OF ANAMBRA STATE OF NIGERIA, 2013

CAPITAL EXPENDITURE

* MAJOR AND MINOR ROADS

Committee Recommends that the following Roads be included in the list of
Major and Minor Roads in the State

- | | |
|---|--|
| 72. Mbonu Ojike Street, Fegge, Onitsha. | 120. Umudioka - Umunya - Umuleri Road. |
| 73. Tuth-Osumenyi-Akwa-Ihedi-Unubi Road | 121. Igbariam - Nando - Aguleri - Otuocha Junction. |
| 74. Umuchukwu from Nsougwu-Nneato | 122. Nkpor - Obosi - Ekwusigo Road. |
| 75. Nawfija-Ogbunka-Owerre Ezukala Road | 123. Oye-Olisa Ogbunike Express Road. |
| 76. Nkwo Agulu-Ukunu Village Okechinyelu
Awgbu Road. | 124. Ogidi 7th Mile - Ogbunike Express Road. |
| 77. Nneogidi Village-Ifiteani Agulu Road | 125. Omor - Enugwu-Otu - Aguleri Road with
Bailey Hanging Bridge. |
| 78. Onitsha Urban Roads. | 126. Umudioka-Umunya-Umuleri Road. |
| 79. Awka Urban Roads. | 127. Ezinifite - Nneni Road. |
| 80. Nnewi Urban Roads. | 128. Odetameka Bench Nzam - Secretariat Road. |
| * 81. Nimo - Nneni - Adazi Enu - Ichida Road. | 129. Ekwulobia - Nkpologwu - Akpo - Achina -
Umuchu Road. |
| 82. Onitsha - Atani - Osamari Ozubulu Road. | 130. Awka - Isuanaocha - Achalla Road. |
| * 83. Amawbia - Nibo - Umuawulu - Awgbu
Amaokpala-Oko Road with spur to Agulu | 131. Aguluezechukwu - Ogboji - Akpu - Ajalli Road. |
| * 84. Awkuzu - Igbariam - Achalla Road. | * 132. Afor-Igwe Ogidi - Eziowelle - Abacha Abatete Rd. |
| 85. Okija - Azia - Orsumoghu - Uli Road. | * 133. Oye-Agu Abagana-Eziowelle-Abatete-Ideani
Road. |
| 86. Olumbanasa Community Road. | 134. Umuaku - Amamputa Ring Road. |
| 87. Ifite-Awka - Amansae Road. | 135. Umuchima - Umuoma Road. |
| 88. Odoye Community Road | 136. Anaku - Omor - Umuoma Road. |
| 89. Nkwo Enugwu-Ukwu Nri-Agulu Road | 137. Awka - Isiagu - Ezinator - Awa - Ufuma Road. |
| * 90. Enugu-Ukwu - Nri - Agulu Road. | 138. Umunneri Road - 1.3 km. |
| 91. Umudioka - Osungwu Memorial Hospital | 139. Mabor Avenue - Okija Extension 4.5km. |
| 92. Okija - Ozalla Agu Road. | 140. Umudiram - Okija Road 4km - Girls'
Secondary School Road |
| 93. Agulu - Adazi - Nnobi - Nnewi Road. | 141. Abagana - Ezi Onya Junction Road. |
| 94. Igbo-Ukwu - Ikenga-Ezinifite Road. | 142. Nguedigah - Ogbunka Road. |
| 95. St. Michael's School Road, Egbengwu, Nimo Road. | 143. Amamputu Health Centre. |
| 96. Atamiri Bridge, Ihiala. | 144. Odetamaka-Nneni Secretariat Road. |
| 97. Ojoto Uno-Ojoto Obiofia (Mile John Road). | 145. Premier Road Housing Estate, Onitsha Road. |
| * 98. Adazi Nnukwu - Akwaeze - Oraeri - Nkwo
Igbo-Ukwu - Aguluzigbo - Afor Agulu Rd. | * 146. Nkwo-Oraifite - Nkwo-Nnewi Road. |
| 99. Achalla - Umurum - Omor Road. | 147. Nwazota - Nkwo Edo Road - Akanuli Nnewi Rd. |
| 100. Umunze - Amesi - Umuchu/Achina Road | 148. Ikemba Drive Road - Umuezena - Akamiyi -
Umudim-Nnewi Road with sput at Ozubulu. |
| 101. Ugbene - Amanuke Road Bailley Bridge. | 149. Amichi - Osumenyi - Ezinifite Road. |
| 102. Okpuno - Isuaniocha - Achalla - Nando
Aguleri Road. | 150. Okuzu - Oba - Ichi - Akaboukwu Nnewi Road. |
| 103. Nwafor Orizu - Nsugbe Town Road. | 151. Pal Junction Oko-Obofia-Ogboji Road |
| 104. Umueze - Anam - Onono - Oroma - Nzam Rd. | 152. Ezi Aharinta Oko Road |
| 105. Uli - Amaofu - Isseke - Orsumoghu - Azia/
Okija Junction Road. | 153. Nwigbo Beach-Oroma Etiti Road |
| 106. Umunya - Umudioka - Oye Ogidi - Umuoji Uke Rd. | 154. Onono-Oroma-Umuem-Mmiata Road |
| * 107. Nneni - Ichida - Azuigbo - Amichi - Osumenyi
Akwhahedi Road. | 155. Nkwo Okija-Uhuobo-Oduga-Ubahmorum-
Isieke Road |
| 108. Udoji - Nkwo Edo - Ichi Road. | 156. Nkwo-Okija - Ogheligbu Road. |
| * 109. Nitel - Umuenuka Road - Awka-Etiti Road. | 157. Nkwo-Okija - Umuhu Road. |
| 110. Nkwo Edo - Umuezopi - Ifite Ofemmili Road. | 158. Uli Boys' - Obinatu Road. |
| 111. St. Mary's - Nkwo Edo Road. | 159. Anambra State University Internal Road. |
| 112. Ezinkwo Road (Umuokpu-Awka) - Dume
Avenue Express Link Road. | 160. College of Education Internal Roads. |
| 113. F. C. Ogbalu Road-Abagana -Girls' Secondary
School Road. | 161. School of Health Technology Internal Rd. |
| * 114. Umueze Anam-Mmiata | 162. School of Nursing Internal Roads. |
| 115. Eziana - Ndiakaba Road. | 163. Ajalli - Akpu - Ndiowo - Oko Road. |
| 116. Access Road to Unizik Road, Nnewi. | 164. Ajalli - Umuogem - Enugwu - Abo Road. |
| 117. Abagana - Ukpo - Awkuzu Road. | 165. Nzelibe - Mbarakpa Roads - 3km. |
| 118. Mgbakwu - Awka Road. | 166. Onwuabosim - Okolie Road - 3km. |
| 119. Ichida - Awka-Etiti - Nnewi Road. | 167. Ufuma Junction - Mamu Bridge end (Inyi
Boundary) Road - 8.5km. |

ESTIMATES OF ANAMBRA STATE OF NIGERIA, 2013

CAPITAL EXPENDITURE

* MAJOR AND MINOR ROADS

Committee Recommends that the following Roads be included in the list of Major and Minor Roads in the State

168. Ushiam Lake Road.
169. Police - Obia Okodo - Umuoma-Uli Road.
170. Uli Girls' High School - Ndiakaba Road.
171. Beach - Eze Dara Palace Road.
172. Umuezike Ezianya - Umuunnachi Ushiam Road.
173. St. Peter's Umubazu - Amorka Road.
174. First Road - Umuagbuchi, Uli.
175. Jehova Witness - Odukwe - Ndinwaledo Road.
176. Oluoha Ahibeakwe - Ndikokwu Road.
177. Igwe's Palace - Ogada Road.
178. Umunnazia Road.
179. Ihuowerre Road.
180. Eziala Road.
181. Isingwu Road.
182. Umunya - Nteje Road.
183. Iweka Road, Onitsha (Upper and Lower Ends).
184. Ring Road, Awka (Enugwu-Ukwu/Nibo Awka).
185. Otuocha - Umuleri - Awkuzu - Oye-Agu Abagana Road.
186. Adazi-Enu - Alor.
187. Onitsha Internal Roads.
- * 188. Amansea - Ebenebe - Oba Ofemili Road.
- * 189. Awka-Etiti - Nnewi - Utu-Ukpor - Azia Osu Umuogbu Road.
190. Okpuno - Isuaniocha - Achalla - Nando - Aguleri Road.
191. Ogbunike - Nkisi Road.
192. Ufuma Junction-Awa-Ndiukwuenu-Ozu Agu Awka.
193. Nkisi-Aroli Street (Onitsha)
194. Construction of 2 1/2 km Nkerehi Road Orumba South L.G.A.
195. Oyeagu-Oye Nimo-Abacha
196. GRA Agu Awka Road.
197. Ndiike-Aronota-Amaetiti Road
198. Okpuno-Isuanaocho-Nnando-Aguleri Road (Green Field)
199. Nteje-Umunya-Nkwelle-Nsugbe Road.
200. Chukwuma Lane-Osuma Road-Nzegwu Street, Obiozor Onyi Lane-Achikwu Lane.
201. Awka Ifetenibo-Isiagu Road,
202. Amawbia-Ring Road-Ezeawulu
203. Ovolo Mbaugwu Nise Road
- * 204. Ichida Azuigbo-Amichi-Osumenyi Akwaihedi Unubi Road
205. Umeze Anam-Umuoba Obegbu/Minatta Anam Nzam Road
206. Ezire-Umuomaku-Ndiokpala-Eke-Gboudu Enugu Umuennwelum Umuigwu-Onono Enugu Otu-Omor Road 3km
207. Bishop Crowder Seminary Awka Junction-Eziokpaigwe-Eziegege-Ezialo/Ezeimezi Road, Amawbia
208. Nise Road Junction-Boys Secondary Amawbia-Old Enugu/Onitsha Road
209. Mmiata Anam-Umuennwelum-Umuigwu-Onono
210. Omuko Bridge Umueri Awka
211. Unankuwo Npoto-Okwuanocha Road. 15km
212. Real Estate Roads and Access from Ifite to Ministry of Justice Perm. Site, Secretariat
213. Afor Agulu by-pass
214. Ugwuolie Ozubulu-Eke Ukpor Road
215. Ugwuolie Ozubulu-Eke Mentus Road, Ihembosi
216. Enugwu Eziora-Enugwu Bridge Ozubulu
217. Okwunoeze Nnewi-Irefi Omelunwogbuagu Road
218. Millennium Dual Carriage Road, Government House Through Abuja Estate to Old Onitsha Road.
219. Abba Community School-Okpuloji Akwa-Nkwo Ifitedunu Junction Road
220. Eke Abagana-Ukpo-Abba-Nkwo Awkuzu Rd
221. Umueze-Anam to Oroma Etiti Umuennwelum-Nzam-Inoma
222. Nnewi-Utu-Ukpor-Lilu, Imo State Border
223. Construction of major and link roads in Akuzo, Ububa, Amafor Nkpor Urban Roads
224. St. Dominic Catholic Church Adazi Enu-Egbenu Ocha Oraeri-Igwe Martin Eze Igboekwu Road
225. Construction of major and link roads at Obosi Inland, Enekwesimpor, Awada, Ugwu Agba Udume, Obosi Roads
226. Eke Nkpor-Eke Obosi Ukwu-Adala Road Obosi Express Road, Amafor Road, Our Lady Attah Road, Uzoegwu Nkpor Junction Road
227. Express Akuzo Road Nkpor-Nkissi 33 Onitsha Road
228. Amuka-Nnewichi-Nnobi Road
229. Federal Housing Estate Roads in Onitsha
230. Akpaka Forest Layout Roads Onitsha
231. Marine Road in front of Ose Market Rd. in Onitsha
232. Abuke-Iyiora Anam Road
233. Enugwu Otu-Omor Road
234. Awgbu-Amaetiti-Okpeze-Awa-Ufuma Junction Road.
235. Ekwulobia-Nkpologu-Achina with a spur to Ogboji Road (21 km).
236. Abagana-Abba-Ukpo-Nkwo Awkuzu Road(5km)
237. Housing Estate Road, Fegge-Onitsha (2km).
238. Nwanyiocha Junction-Utu-Osumenyi Road (3km).
239. Ichida-Azuigbo-Amichi-Osumenyi Road (15km).
240. Nkitaku Village-Oba Village-Agulu General Hospital Road.
241. Ajalli-Ufuma - Ogbunka Road.
242. Okwuenu-Osamali Road, Fegge

ESTIMATES OF ANAMBRA STATE OF NIGERIA, 2013

CAPITAL EXPENDITURE

*** MAJOR AND MINOR ROADS - continued**

Committee Recommends that the following Roads be included in the list of Major and Minor Roads in the State

-
- | | |
|--|--|
| <ul style="list-style-type: none"> * 243. Silas Works Raod, Fegge. 244. Ozubulu-Fegge Road. 245. Afor-Ilo Ozubulu-Umudike Ukpok Road. 246. Aguata LGA Secretariat Ekwulobia - Ezinifite Road with a spur to Ikenga: 18km. 247. Nkwo-Igbo-Ukwu-Amich/Ekwili Road (13km) 248. Isuofia-Umuona-Aguluizigbo Road (8m) 249. ADP Ministry of Agriculture Road, Iyiagu Estate. 250. Araba Street (Umuzocha) Road. 251. Onwurah Street by Express. 252. Ogbugbuankwa Road (Amikwo). 253. Udeke Streeer, Umudioka 254. Abakalike Street, Iyiagu Estate 255. Umuogwali-Afor Nkpikpa Road. 256. Umuota Akora Junction-Electrical Market Obosi 257. Eke Umuoji-Abatete Road. 258. Afor Igwe Ogidi-Abatete Road. 259. Ugwumba Road, Nkpor. 260. Eke Uke Market Road-Ideani. 261. Oye Neni-Isuofia-Obeledu Road. 262. Nnokwa-Ichida-Oraeri-Awkaeze Road. 263. Nkwo Nise-Eke Nri-Oyetolo-St. Andrew's Catholic Church connecting Loreto-Aguluizigbo Road.. 264. Uga-Nkpologwu Road. 265. Amaezi Otikpo-Uga-Akokwa Road. 266. Achina-Ugwu Nganga-Ndi-Okpaleze Road. 267. Achina-Enugwu Umuonyia-Azira Road. 268. Nkwo Uchu-Umuomaku Road. 269. Umuchu-Afor Oka-Nkwo Uga Road. 270. Nkwo Market Junction-Urukpaleke/Obeagu Osili Villages to Onitsha-Enugu Express Road. 271. Azigbo-Onuselogu-Nnewi Road (4km). 272. Unubi-Akwaiheddi Road (8km). | <ul style="list-style-type: none"> 273. Ekwulum Ugwuaja-Osumenyi Road (6km). 274. Osumenyi-Ogbodi-Amichi Road (5km). 275. Efube Amichi-Awka Etit Road (8km). 276. Umuawulu-Amaetiti-Okpeze-Ndiukwuenu-Awa-Ufume Road. 277. Community Secondary School Road Abba (Akulu Araba Rod) Abba Njikoka Local Government Area-Nkwo Ifitedunu. 278. Ezi-Icheke-Nimo-Abagana Road. 279. Amaukwu-Asanu Road, Adazi-Ani-Nkwo Adazi Enu Road and through Akwaeze-Oraeri Road. 280. Nkirimma junction to Hall Umuru Road Adazi-Ani-Nkwo Adazi -Enu via NAUTH Neni 281. Eke Adazi Ani Road-Ede Hall route to Alor. 282. Ronasco/St. Peter Obeagwu Agulu. 283. Adazi Nunkwu burial ground/Afor/Adazi Nunkwu Girls Secondary-Nimo. * 284. Obe-Nkwo Agulu-Haba Agulu-Ukunu Road Agulu. 285. Nneogidi Agulu-Nise Road. 286. Nnokwa-Nkwo Adazi Enu-Akwaeze Road. 287. St. Andrew-Afor-Union Primary School Road. 288. Nkwo Okija-Ozalla Agu Road. 289. Nkwo Okkija-Umuhu-Adaogbe Road. * 290. Iseiche-Mbosi-Azia Road. * 291. Orsumoghu-Mbosi-Ihiala Road * 292. Lilu-Azia Road. 293. Afor Udo Nanka-Enugwu Nanka-Awgbu Road. 294. Ezira-Umuomaku-Enugwuonyia Road.. 295. Nawfija-Ogbunka Road. 296. Basedem (School of Physically Challenged people) Isulo Road. 297. Nkwo Umunze-Unyo Nsogwu Road. 298. Umuomaku-Ezira Road with spurs leading to the Owerre Ezukala-Umunze-Igbo-Ukwu Road and Umuchu-Achina-Nkpologwu Road (16.5km). |
|--|--|

* Roads already executed but may be routinely maintained.

ESTIMATES OF ANAMBRA STATE OF NIGERIA, 2013

CAPITAL EXPENDITURE

SUB-SECTOR: RURAL ELECTRIFICATION

SECTOR: ECONOMIC

3801000: RURAL ELECTRIFICATION (PUBLIC UTILITY)

Fund Code	Org/Sub/ Sub-Sub/ Financial Classification Code	Project Title	Project Location	MDG being Addressed	Approved Estimates 2013 (Nm)	Approved Estimates 2012 (Nm)
2	3810000/212401	Anambra State Rural Electrification Project Phase III and Completion of phase I and II	Anambra West L.G.A.	1	100.000	100.000
2	3810000/212402	Rehabilitation and maintenance of street lights in Awka and Onitsha	Awka and Onitsha	1	10.000	10.000
2	3810000/212403	Provision/installation of distribution materials/lines and transformers substation	Various towns and communities	1	300.000	300.000
2	3810000/212404	Rehabilitation of vandalized networks	State- wide	1	50.000	10e
2	3810000/212405	Construction of Office Block and Renovation of Existing Buildings	MPUWRCD	Cross-Cutting	10e	10.000
2	3810000/212406	Payment of PHCN electricity bills for street lighting projects.	State- wide	Cross-Cutting	10.000	25.000
2	3810000/212407	ADB assisted Rural Electrification project (Payment of debts for work done).	Anambra	Cross-Cutting	15.000	15.000
2	3810000/212408	Completion of on-going electricity projects.	Igbedor, Olumbanassa and Ifiti-Anam	1	40.000	50.000
2	3810000/212409	Recovery of ANS Assets in custody of PHCN (Payment of Consultancy)	Anambra State	Cross-Cutting	10.000	10.000
2	3810000/212410	State Independent power project (IPP)/Solar & Wind Uninterruptible Power	Awka, Onitsha and Nnewi.	1	10e	50.000
2	3810000/212411	Rehabilitation of electricity in 30 State Constituencies	Anambra State	1	50.000	100.000
2	3810000/212412	Provision of project vehicles.	MPUWRCD	Cross-Cutting	10.000	10.000
2	3810000/212413	Installation of solar power traffic lights on the major road junctions of urban Cities in the state.	Awka, Onitsha and Nnewi.	Cross-Cutting	15.000	15.000
2	3810000/212414	Installation/maintenance of Street lighting in urban centres (Awka, Onitsha and Nnewi).	Awka, Onitsha and Nnewi.	Cross-Cutting	200.000	100.000
2	3810000/212415	Refurbishing and Renovation of Office block for Electrical Engineering Service Department	MPUWRCD	Cross-Cutting	10e	5.000
TOTAL					810.000	800.000

ESTIMATES OF ANAMBRA STATE OF NIGERIA, 2013

CAPITAL EXPENDITURE

SECTOR: ECONOMIC

SUB-SECTOR: SCIENCE, TECHNOLOGY AND MINERAL
RESOURCES

4010000: SCIENCE, TECHNOLOGY AND MINERAL RESOURCES

Fund Code	Org/Sub/ Sub-Sub/ Financial Classification Code	Project Title	Project Location	MDG being Addressed	Approved Estimates 2013 (Nm)	Approved Estimates 2012 (Nm)
2	4010000/212401	Exploitation and exploration of solid minerals including monitoring	Ukpor, Nnewi South LGA	1 & 8	38.500	51.000
2	4010000/212402	Technology incubation centre, Nnewi	Nnewi	8	14.900	13.000
2	4010000/212403	Anambra State Raw Materials Display Centre, Awka	Awka	8	7.000	1.500
2	4010000/212404	Analytical Laboratory	Awka	7&8	3.000	7.000
2	4010000/212405	Fabrication of polythene recycling machine (National Foundry development and Training Centre, Ozubulu)	Awka	8	6.000	4.500
2	4010000/212406	Pilot Fruit Juice Plant	Selected LGA	1 & 8	0.500	1.500
2	4010000/212407	Integrated Palm Kernel/Groundnut Oil Pilot Plant	Selected LGA	1 & 8	0.500	1.500
2	4010000/212408	Composite Garri Processing Pilot plant	Selected LGA	1 & 8	0.500	1.500
2	4010000/212409	Project Vehicles, Office Furniture and ICT Equipment	Awka	8	0.500	1.500
2	4010000/212410	Production of Pre-Investment Studies and Project Profiles	State wide	8	5.700	10.000
2	4010000/212411	International Trade Fairs and Expositions	Enugu, Lagos & Kaduna	8	1.000	2.000
2	4010000/212412	2012 National Science and Technology (NASTECH) Week	Awka and Abuja	8	0.500	1.000
2	4010000/212413	Mini Brown Sugar Plant, Omor	Omor,	8	1.000	2.000
2	4010000/212414	Research Work	Ayamelum LGA Awka	8	0.500	1.800
2	4010000/212415	Construction of Permanent Science Park	Nnewi	1 & 8	0.500 5.500	1.500 5.000

ESTIMATES OF ANAMBRA STATE OF NIGERIA, 2013

CAPITAL EXPENDITURE

SECTOR: ECONOMIC

SUB-SECTOR: SCIENCE, TECHNOLOGY AND MINERAL RESOURCES

4010000: SCIENCE, TECHNOLOGY AND MINERAL RESOURCES

Fund Code	Org/Sub/ Sub-Sub/ Financial Classification Code	Project Title	Project Location	MDG being Addressed	Approved Estimates 2013 (Nm)	Approved Estimates 2012 (Nm)
2	4010000/212416	Participation of the Ministry Renewal in Energy Project	State wide	8	4.000	2.000
2	4010000/212417	Capacity Building for Youth	Awka	8	1.000	2.000
2	4010000/212418	Erosion Intervention Measure at Technology Incubation Centre (TIC) Nnewi	Nnewi	8	3.000	5.000
2	4010000/212419	Science and Technology Development (invention/innovation)	Awka	8	1.000	5.000
2	4010000/212420	National Council on Science and Technology Summit	Hqtrs	8	10e	10e
2	4010000/212421	Hydro-Meteorological Services	State Wide	8	4.320	4.320
2	4010000/212422	Planning, Research, and Statistics Activities	State Wide	8	6.380	7.000
2	4010000/212423	Access Energy Technology	State Wide	8	4.500	3.500
2	4010000/212424	National Technology Training Centre, Ozubulu	Ozubulu	8	10e	10e
2	4010000/212425	Metal Scraps and Welders/Fabricators Tolls	Statewide	1&8	1.000	-
TOTAL					110.800	133.620

ESTIMATES OF ANAMBRA STATE OF NIGERIA, 2013

CAPITAL EXPENDITURE


SECTOR: ECONOMIC

SUB-SECTOR: TRANSPORTATION

4710000: MINISTRY OF TRANSPORT

Fund Code	Org/Sub/ Sub-Sub/ Financial Classification Code	Project Title	Project Location	MDG being Addressed	Approved Estimates 2013 (Nm)	Approved Estimates 2012 (Nm)
2	4710000/212601	Materials and Equipment For traffic light monitoring traffic and road decongestion	State wide	7	300.000	300.000
2	4710000/212602	Purchase of operational Vehicle for VIO	Awka	7	35.000	35.000
2	4710000/212603	Development of intra and intercity transport system	State wide	1	40.000	40.000
2	4710000/212604	Testing Equipment and accessories for petroleum pricing	State wide	1	5.000	5.000
2	4710000/212605	Government Assistance to TRACAS	State wide	1	32.000	32.000
2	4710000/212606	Development of Vehicle inspection ground/provision of testing ground for VIO's	Awka	7	50.000	50.000
2	4710000/212607	Parks Development	State Wide	1,7	150.000	150.000
2	4710000/212608	Development of ASTA HQs and zonal offices	State Wide	1,7	103.000	103.000
2	4710000/212609	Provision of Road Traffic Signs	State Wide	1,7	30.000	20.000
2	4710000/212610	Monorail Project	Onitsha metropolis	1,7	50.000	50.000
Total					795.000	785.000

113



ESTIMATES OF ANAMBRA STATE OF NIGERIA, 2013

CAPITAL EXPENDITURE

SUB-SECTOR: HEALTH

SECTOR: SOCIAL

2710000: HEALTH

Fund Code	Org/Sub/ Sub-Sub/ Financial Classification Code	Project Title	Project Location	MDG being Addressed	Approved Estimates 2013 (Nm)	Approved Estimates 2012 (Nm)
2	2710000/212401	Anambra State UNICEF and other Agency Assisted	State-Wide	8	25.000	10.000
	2710000/212402	Rehabilitation and Re-equipment of General Hospitals	State-Wide	6	230.000	232.000
2	2710000/212403	Malaria Control Programme	State-Wide	6	50.000	30.000
2	2710000/212404	Tuberculosis Leprosy Control Programme	State-Wide	6	6.500	10.000
2	2710000/212405	Establishment and Equipment of Psychiatric Hospital and School of Psychiatric Nursing, Nawfia	Njikoka LGA	6	10.000	60.000
2	2710000/212406	Upkeep and Maintenance of Central Pharmaceutical/Medical Equipment Complex, Awka	Awka	1	4.600	10.000
2	2710000/212407	Infrastructural improvement of School of Nursing, Nkpor	Nkpor	6	30.000	30.000
2	2710000/212408	Infrastructural Improvement of the School of Midwifery, Nkpor	Nkpor	6	25.000	20.000
	2710000/212409	Improvement of School of Health Technology, Obosi	Obosi	6	20.000	30.000
2	2710000/212410	Provision of Drugs, Medical, Surgical Sundries for Health Institution	State-wide	1	20.000	20.000
2	2710000/212411	Epidemiological Control and Establishment of Disease Surveillance Programme (Public Health Laboratory)	State-wide	6	18.000	10.000
	2710000/212412	Prevention and Control of River Blindness (Onchocerciasis)	State-wide	6	2.000	2.000
2	2710000/212413	Medical Equipment and Maintenance	State-wide	6	10.000	5.000
2	2710000/212414	Fake Drug Control	State-wide	4	3.000	2.000
2	2710000/212418	World Bank Health System Projects (HSDP II)	State-wide	1	50.000	50.000
2	2710000/212419	Reproductive Health Services	State-wide	1	3.000	3.000
2	2710000/212420	Drug Surveillance/Drug Abuse Control	State-wide	4	3.000	3.000
2	2710000/212421	Mobile Dental Clinic and Mobile Doctors Clinic	State-wide	1	1.000	3.000

ESTIMATES OF ANAMBRA STATE OF NIGERIA, 2013

CAPITAL EXPENDITURE

SUB-SECTOR: HEALTH - contd.

SECTOR: SOCIAL 2710000: HEALTH						SUB-SECTOR: HEALTH - contd.	
Fund Code	Org/Sub/ Sub-Sub/ Financial Classification Code	Project Title	Project Location	MDG being Addressed	Approved Estimates 2013 (Nm)	Approved Estimates 2012 (Nm)	
2	2710000/212422	Schistosomiasis Control Programme (Bicharasiasis)	LGAs	6	2.000	2.000	
2	2710000/212423	Control of Diarrhoeal Diseases (CDD) including Health/IMCI Information and Communication	State-wide	6	3.000	3.000	
2	2710000/212424	Health Statistical Surveys and Data Bank including PHC Monitoring	State-wide	6	10.000	2.000	
2	2710000/212425	Traditional Medicine Programme	State-wide	4	5.000	5.000	
2	2710000/212426	Nutrition and Baby Friendly and Hospital Initiatives	LGAs	1	2.000	2.000	
2	2710000/212427	Prevention and Control of Non-Communicable Diseases, Sickle Cell, CHD, Diabetes, Hypertension and Stroke	State-wide	6	6.000	6.000	
2	2710000/212428	Health Insurance Scheme and Community Health System and Health Care Financing Scheme	State-wide	1	4.000	3.000	
2	2710000/212429	PHC Implementation Committee and Celebration of National/International Days/world Population Day, World AIDS Day	Abuja	1	5.000	7.000	
2	2710000/212430	Establishment of Ministry of Health Website and International Accessibility	Awka	6	3.000	3.000	
2	2710000/212431	Anambra State News Publication Policy Document, Technical Report	Awka	6	7.000	3.000	
2	2710000/212432	Anambra State Health Emergency Rapid Response Services (ASHERRS)	State-wide	1	10.000	10.000	
2	2710000/212433	Cardiothoracic and Renal Dialysis and Mammography Centre, Onitsha	Onitsha	6	7.000	20.000	
2	2710000/212434	School Health Service Programme	State-wide	1	6.000	10.000	

ESTIMATES OF ANAMBRA STATE OF NIGERIA, 2013

CAPITAL EXPENDITURE

SUB-SECTOR: HEALTH - contd.

SECTOR: SOCIAL
2710000: HEALTH

Fund Code	Org/Sub/ Sub-Sub/ Financial Classification Code	Project Title	Project Location	MDG being Addressed	Approved Estimates 2013 (Nm)	Approved Estimates 2012 (Nm)
2	2710000/212435	Improvement of Facility/Infrastructural Improvement at Cottage Hospitals	State-wide	6	40.000	60.000
2	2710000/212436	Reconstruction of General Hospital, Umueri	Anambra East	6	15.000	10.000
2	2710000/212437	Grant-in-Aid to Mission Hospitals/Red Cross/ASA USA Medical Mission	State-Wide	1	60.000	50.000
2	2710000/212438	Accreditation of General Hospitals	State-Wide	6	89.000	250.000
2	2710000/212439	Control of Emerging Communicable Diseases - Bruno Ulcer, AVIAN Influenza	State-Wide	6	7.000	10.000
2	2710000/212440	Construction and Equipping Anambra State University Teaching Hospital	Awka	6	320.000	320.000
2	2710000/212441	Procurement of Vehicles	State-wide		20.000	-
2	2710000/212442	Procurement of Office Equipment	State-wide		5.000	-
2	2710000/212443	Purchase of Laboratory Equipment, Chemicals and reagents	State-wide		20.000	-
TOTAL					1,229.100	1,371.00

ESTIMATES OF ANAMBRA STATE OF NIGERIA, 2013

CAPITAL EXPENDITURE

SECTOR: SOCIAL 281000: EDUCATION		SUB-SECTOR: EDUCATION				
Fund Code	Org/Sub/ Sub-Sub/ Financial Classification Code	Project Title	Project Location	MDG being Addressed	Approved Estimates 2013 (Nm)	Approved Estimates 2012 (Nm)
2	2810000/212401	Rehabilitation & Re-equipment of Primary Schools	State-Wide	2	1.000	1.000
2	2810000/212402	Provision of facilities for Nomadic Education	State-Wide	2	10e	10e
2	2810000/212403	Adult & Non-Formal Education/ Mass Literacy	State-Wide	1, 2 & 3	16.000	6.000
2	2810000/212404	Special Education Centres	Isulo & Umuchu	2	25.970	15.000
2	2810000/212405	Development of existing Secondary Schools	Statewide	2 & 3	364.000	364.000
2	2810000/212406	Equipment of Secondary/ Special Science Schools		2 & 3	90.000	90.000
2	2810000/212407	Computer Education in Primary & Secondary Schools (re-education)		8	42.000	42.000
2	2810000/212408	Rehabilitation/Development & Equipment of Existing	Statewide	3	100.000	30.000
2	2810000/212409	Free and Gender Education Programme		2 & 3	2.000	2.000
2	2810000/212410	Examination Development Centre	EDC, Amawbia	2	11.160	5.000
2	2810000/212411	Nwafor Orizu College of Education	College site		65.000	65.000
2	2810000/212412	Construction & Equipment of Educational Resource Centre (ERC & CERC, Okpuno)		2	9.400	5.455
2	2810000/212413	Mini-Computer Unit for Educational Statistics/ Establishment of EMIS in PRSD	Awka	2 & 3	12.220	8.000
2	2810000/212414	Development of the Inspectorate units of Ministry of Education	Awka	2 & 3	23.350	7.000
2	2810000/212415	Development & Accreditation of Programmes in Anambra State University, Uli & Igbariam Campuses	Uli & Igbariam XMPUAWA	2 & 3	1,100.000	300.000
2	2810000/212416	Scholarship & Scholarship Related Issues		2 & 3	30.000	31.600
2	2810000/212417	NAFDAC Awareness Programmes and Art/Culture Competitions in Schools	Statewide	2 & 3	2.700	0.200

ESTIMATES OF ANAMBRA STATE OF NIGERIA, 2013
CAPITAL EXPENDITURE

SUB-SECTOR: EDUCATION - contd.

SECTOR: SOCIAL
281000: EDUCATION

Fund Code	Org/Sub/ Sub-Sub/ Financial Classification Code	Project Title	Project Location	MDG being Addressed	Approved Estimates 2013 (Nm)	Approved Estimates 2012 (Nm)
2	2810000/212418	Quality Assurance	Statewide	2 & 3	1.000	5.000
2	2810000/212419	HIV/AIDS Prevention Education & Control Programmes		6	2.500	0.790
2	2810000/212420	World Bank Assisted Universal Basic Education Programme (UBE II/EFA Day Celebrations)	Statewide	2	0.600	1.000
2	2810000/212421	Special Project of State Universal Basic Education Board (SUBEB)/(GCCC)	Statewide	2 & 3	5,027.000	6,765.730
2	2810000/212422	Post Primary School Service Commission (PPSSC)	Awka	3	90.200	85.000
2	2810000/212423	Higher School Certificate (HSC) Programmes	Awka	3	1.000	1.000
2	2810000/212424	A. French Language Teaching Project B. Introduction of French into State Primary School System implementing the Bilingual Policy of Nigeria	Statewide	8	1.185	1.185
2	2810000/212425	School Sports Capacity	Statewide	2 & 3	12.000	0.790
2	2810000/212426	Capacity Building/ Workshops/ Seminars/Conferences	State/National	8	7.000	7.000
2	2810000/212427	Provision of Solar Power to some selected Secondary Schools	Statewide	2 & 3	7.000	7.000
2	2810000/212428	Upgrading of Boarding Facilities in some selected Secondary Schools	Statewide	2 & 3	10.000	10.000
2	2810000/212429	Mathematics Improvement Project Centre	Awka	2 & 3	4.000	4.000
2	2810000/212430	Monitoring & Evaluation Activities	Statewide	2 & 3	1.000	5.000
2	2810000/212431	Women Education Centre	Statewide	3	0.500	0.500
2	2810000/212432	Emergency Fund for Anambra State Universal Basic Education Board (ASUBEB)	Statewide	2	-	50.000
2	2810000/212433	Hygiene Promotion/ Communication Programme in Schools	Statewide	2 & 3	1.370	1.370

ESTIMATES OF ANAMBRA STATE OF NIGERIA, 2013
CAPITAL EXPENDITURE

SECTOR: SOCIAL

SUB-SECTOR: EDUCATION - contd.

281000: EDUCATION

Fund Code	Org/Sub/ Sub-Sub/ Financial Classification Code	Project Title	Project Location	MDG being Addressed	Approved Estimates 2013 (Nm)	Approved Estimates 2012 (Nm)
2	2810000/212434	Early Childcare Development	Statewide	2	2.370	2.370
2	2810000/212435	Education Trust Fund (ETF) Project	Statewide	2 & 3	50.000	60.000
2	2810000/212436	Revival/Sustenance of Igbo Language in Schools (Subakwa Igbo)	Statewide	2 & 3	10.000	10.000
2	2810000/212437	Secondary Schools Special Projects	Statewide	2 & 3	1,000.000	1,000.000
2	2810000/212438	Higher Education Development Fund	Statewide	2 & 3	2,000.000	2,000.000
2	2810000/212439	World Bank-Assisted Programmatic Investment Lending (PIL) Project	Statewide	2 & 3	50.000	-
TOTAL					10,173.525	10,989.990

ESTIMATES OF ANAMBRA STATE OF NIGERIA, 2013

CAPITAL EXPENDITURE

SUB-SECTOR: INFORMATION,

SECTOR: SOCIAL

3010000: INFORMATION, CULTURE & TOURISM

Fund Code	Org/Sub-Sub/ Financial Classification Code	Project Title	Project Location	MDG being Addressed	Approved Estimates 2013 (Nm)	Approved Estimates 2012 (Nm)
2	3010000/224101	Equipment for Film/Video Production Rural Public	State-wide	1 to 8	20.000	15.000
2	3010000/224102	Establishment and Equipment of Anambra State Government Press	State-wide	1 to 8	78.980	16.480
2	3010000/224103	Anambra State Television and Reconstruction of ABS Headquarters	State-wide	1 to 8	460.000	27.800
2	3010000/224104	State Central Library, Divisional and other Libraries	State-wide	1, 2 & 8	160.317	172.317
2	3010000/224105	Equipment for graphic and photographic Units	State-wide	1 to 8	1.320	1.321
2	3010000/224106	Anambra State FM Studio and AM Radio	State-wide	1 to 8	11.000	11.000
2	3010000/224107	Anambra Newspaper and printing Corporation	State-wide	1 to 8	25.000	7.150
2	3010000/224108	Information Mgt Activities, production and materials	State-wide	2, 4, 5, 6, & 7	25.000	40.080
2	3010000/224109	Anambra state Museum at Igboukwu, Nimo, Nri, Enugu-	State-wide	1 & 8	8.000	8.000
2	3010000/224110	Promotion and preservation of Arts, Igbo language and culture	State-wide	8	70.000	32.000
2	3010000/224111	Tourism development	State-wide	1,3,6,7&8	10.000	10.000
2	3010000/224112	Development of Recreation Complex/Children's Park at Amawbia	State-wide	1,5,7 & 8	3.000	3.000
2	3010000/224113	Anambra State Tourism Board	Awka	1, 7 & 8	5.000	5.000
2	3010000/224114	National Council on Tourism	Awka	1,3,7 & 8	1.000	1.000
2	3010000/224115	Media Services	State-wide	1 & 2	10.000	20.000
2	3010000/224116	Production of Calander and Dairy	State-wide	1 & 2	50.000	-
TOTAL					938.617	370.148

ESTIMATES OF ANAMBRA STATE OF NIGERIA, 2013

CAPITAL EXPENDITURE

SECTOR: SOCIAL

SUB-SECTOR: ENVIRONMENTAL
HEALTH/POLLUTION CONTROL

3310000: ENVIRONMENTAL HEALTH/POLLUTION CONTROL

Fund Code	Org/Sub/ Sub-Sub/ Financial Classification Code	Project Title	Project Location	MDG being Addressed	Approved Estimates 2013 (Nm)	Approved Estimates 2012 (Nm)
2	3310000/213101	Environmental Health Monitoring and Control	State-wide	7	2.000	2.000
2	3310000/213102	Water and Environmental Sanitation tracking	State-wide	7	2.000	2.000
2	3310000/213103	Pests and Vectors control	State-wide	6	1.000	1.000
2	3310000/213104	Household Sanitary Inspection Activities	State-wide	7	0.500	2.500
2	3310000/213105	School Environmental Health Outreach Programme	State-wide	7	4.000	2.500
2	3310000/213106	Women in Environmental Health Development Programme	State-wide	7	3.500	2.000
2	3310000/213107	Procurement of Project Vehicles/Office Equipment	Awka	7	5.000	5.000
2	3310000/213108	Environmental Health Data Bank	State-wide	7	0.500	1.000
2	3310000/213109	Environmental Health Enforcement	State-wide	7	10e	1.000
2	3310000/213110	Fumigation of Public places and Buildings	State-wide	6	3.000	3.000
2	3310000/213111	Sewage Dislodgement Project ASWAMA	State-wide	7	-	28.000
TOTAL					21.500	50.000

ESTIMATES OF ANAMBRA STATE OF NIGERIA, 2013

CAPITAL EXPENDITURE

SECTOR: SOCIAL

SUB-SECTOR: WOMEN AFFAIRS AND SOCIAL DEVELOPMENT

3610000: WOMEN AFFAIRS AND SOCIAL DEVELOPMENT

Fund Code	Org/Sub/ Sub-Sub/ Financial Classification Code	Project Title	Project Location	MDG being Addressed	Approved Estimates 2013 (Nm)	Approved Estimates 2012 (Nm)
					7.000	5.000
2	3610000/221201	Anambra State Vocational Rehabilitation Centre	Nteje Oyi LGA	1		
2	3610000/221202	Anambra State Social Welfare Centre	Ogidi, Idemili N. LGA	1	0.500	0.500
					3.000	3.000
2	3610000/221203	International Women's Day	MWASD	8		
2	3610000/221204	International Day of the Family	MWASD	8	2.000	3.500
2	3610000/221205	Training and mobilization of women	MWASD	1	4.500	10.000
					3.000	3.000
2	3610000/221206	International Rural Women's Day Celebration	MWASD	1		
2	3610000/221207	Assistance to W.C.S/T.U women groups	State-Wide	1	8.000	8.000
2	3610000/221208	Anambra State Mother's Summit	MWASD	1	12.000	12.000
2	3610000/221209	Purchase of equipment for WCS and Dry Season Farming	MWASD	1	6.000	9.000
2	3610000/221210	Anambra State Remand Home	Ukpo, Dunukofia LGA	1	30.000	40.000
					5.000	5.000
2	3610000/221211	Women Affairs Skill Acquisition Centre, Agu- Awka	MWASD	1		
					0.500	10e
2	3610000/221212	Women Development Centre Umuoji	MWASD	1	5.000	5.000
2	3610000/221213	Women Development Centre project at Agu- Awka	MWASD	1	100.000	100.000
2	3610000/221214	Construction of Women development complex	W.D.C.	1		
					1.000	1.000
2	3610000/221215	Planning, Monitoring & Evaluation Activities	State-wide	Cross-Cutting		
					1.000	2.000
2	3610000/221216	Office furnishing and repairs	MWASD	1		
2	3610000/221217	Poverty eradication programme and loan grant to women co- operative societies and the skilled	State-Wide	1	60.000	60.000
					2.000	0.500
2	3610000/221218	Establishment of data Bank and Running of Data Bank in MWASD the PRSD		Cross-Cutting		

ESTIMATES OF ANAMBRA STATE OF NIGERIA, 2013
CAPITAL EXPENDITURE

SECTOR: SOCIAL

SUB-SECTOR: WOMEN AFFAIRS AND SOCIAL DEVELOPMENT -
contd.

3610000: WOMEN AFFAIRS AND SOCIAL DEVELOPMENT

Fund Code	Org/Sub/ Sub-Sub/ Financial Classification Code	Project Title	Project Location	MDG being Addressed	Approved Estimates 2013 (Nm)	Approved Estimates 2012 (Nm)
2	3610000/221219	Women Development Centre Library	MWASD	Cross-Cutting	1.000	1.000
2	3610000/221220	Establishment of school for delinquent children		Cross-Cutting	10e	10e
2	3610000/221221	Establishment of the Anambra State Day Care for the aged	MWASD	Cross-Cutting	1.000	1.000
2	3610000/221222	International Day of the Elderly	MWASD	Cross-Cutting	4.000	4.000
2	3610000/221223	Capacity building for disabled	MWASD	Cross-Cutting	0.500	10e
2	3610000/221224	International Day of the Disabled	MWASD	3	3.000	3.000
2	3610000/221225	Empowerment of the physically challenged	State-Wide	3	6.000	6.000
	3610000/221226	Assistive device for the disabled and grants to the skilled disabled persons				
2	3610000/221227	Leprosy Centre Okija	MWASD Okija	1 & 3 6	10.000 0.500	10.000 10e
2	3610000/221228	Control of street begging in urban cities	State-Wide	6 & 7	3.000	3.000
2	3610000/221229	Anti-child abuse & neglect programme	State-Wide	6 & 7	1.000	1.000
2	3610000/221230	Control of children in conflict with the law	State-Wide	7	0.500	0.500
2	3610000/221231	Model motherless babies home and day care centre/bounty to multiple births	State-Wide	1	4.000	4.000
2	3610000/221232	Control and eradication of moral decadence and value disorientation	State-Wide	Cross-Cutting	0.500	0.500
2	3610000/221233	Widowhood Rehabilitation Programme	State-Wide	1	3.000	3.000
2	3610000/221234	Provision of Legal Aid to Poor Widows	State-Wide	3	0.500	0.500
2	3610000/221235	Grants to Welfare Organizations, Foundations and NGOs	State-Wide	1	3.000	3.000
2	3610000/221236	HIV/AIDS intervention project	MWASD	6	5.000	5.000

ESTIMATES OF ANAMBRA STATE OF NIGERIA, 2013
CAPITAL EXPENDITURE

SUB-SECTOR: WOMEN AFFAIRS AND SOCIAL DEVELOPMENT -
contd.

SECTOR: SOCIAL

3610000: WOMEN AFFAIRS AND SOCIAL DEVELOPMENT

Fund Code	Org/Sub/ Sub-Sub/ Financial Classification Code	Project Title	Project Location	MDG being Addressed	Approved Estimates 2013 (Nm)	Approved Estimates 2012 (Nm)
			State-Wide	1	25.000	25.000
2	3610000/221237	Orphans and Vulnerable children's (OVC) project	Awka	Cross-Cutting	5.000	5.000
2	3610000/221238	Children's Day celebration (27 th May)	MWASD	Cross-Cutting	1.000	1.000
2	3610000/221240	Day of the Africa Child (16th June)	MWASD	Cross-Cutting	12.000	12.000
2	3610000/221239	Children's Christmas Party	MWASD	Cross-Cutting	2.000	2.000
2	3610000/221241	Children's Parliament	MWASD	Cross-Cutting	2.000	2.000
2	3610000/221242	First Baby of the Year	MWASD	Cross-Cutting	1.000	1.000
2	3610000/221243	Training of proprietors of the day care centres	MWASD	Cross-Cutting	3.000	3.000
2	3610000/221244	NAPTIP programmes and activities	State-Wide	Cross-Cutting	3.000	3.000
2	3610000/221245	National Council on Women Affairs	MWASD	Cross-Cutting	3.000	3.000
2	3610000/221246	Child's Right implementation Committee and activities	MWASD	Cross-Cutting	3.000	3.000
2	3610000/221247	Survey on Women and Children in the State	State-Wide	Cross-Cutting	0.500	0.500
2	3610000/221248	CEDAW convention on the elimination of all forms of discrimination against women passage and domestication	MWASD	Cross-Cutting	0.500	0.500
2	3610000/221249	Retrieval, re-integration and care for trafficked children and women.	State-Wide	Cross-Cutting	1.000	1.000
2	3610000/221250	Subvention to Charity Homes	State-Wide	Cross-Cutting	6.000	3.000
2	3610000/221251	Special Sports for the Disabled	State-Wide	Cross-Cutting	10.000	8.000
2	3610000/221252	Vehicle and Repairs	MWASD	Cross-Cutting	5.000	2.000
2	3610000/221253	Poverty Eradication programme and loan/ grants to the elderly	State-Wide	Cross-Cutting	3.000	3.000

ESTIMATES OF ANAMBRA STATE OF NIGERIA, 2013

CAPITAL EXPENDITURE

SECTOR: SOCIAL

SUB-SECTOR: WOMEN AFFAIRS AND SOCIAL DEVELOPMENT -

3610000: WOMEN AFFAIRS AND SOCIAL DEVELOPMENT

Fund Code	Org/Sub/ Sub-Sub/ Financial Classification Code	Project Title	Project Location	MDG being Addressed	Approved Estimates 2013 (Nm)	Approved Estimates 2012 (Nm)
2	3610000/221254	School Social Work	State-Wide	2	1.000	1.000
2	3610000/221255	Survey on Persons with Disability	State-Wide	Cross-Cutting	0.500	0.500
2	3610000/221256	Community-based Rehabilitation (CBR) & Empowerment	State-Wide	1	1.000	1.000
2	3610000/221257	Trade fairs for persons with disability	MWASD	Cross-Cutting	1.000	10e
2	3610000/221258	Sheltered workshop for persons with disability	MWASD	1	1.000	1.000
2	3610000/221259	Support of multipurpose co-operative for the disabled	State-Wide	1	1.000	1.000
2	3610000/221260	Rehabilitation of disabled HIV/AIDS patients	State-Wide	6	2.000	2.000
2	3610000/221261	Holiday Camp	MWASD	2	3.000	3.000
2	3610000/221262	Establishment of temporal shelter for women and	MWASD	Cross-Cutting	4.000	4.000
2	3610000/221263	Child Protection Network	Awka	Cross-Cutting	3.000	-
2	3610000/221264	Subvention to disabled NGOs	Awka	Cross-Cutting	2.000	-
2	3610000/221265	Special Activities for Women and Children with disabilities	Awka	Cross-Cutting	1.000	-
TOTAL					400.500	401.500

ESTIMATES OF ANAMBRA STATE OF NIGERIA, 2013

CAPITAL EXPENDITURE

SUB-SECTOR: YOUTH AND SPORTS

SECTOR: SOCIAL

3710000: YOUTH AND SPORTS

Fund Code	Org/Sub/ Sub-Sub/ Financial Classification Code	Project Title	Project Location	MDG being Addressed	Approved Estimates 2013 (Nm)	Approved Estimates 2012 (Nm)
2	3710000/216101	State Sports Stadium, Awka & others	Awka	1 to 8	100.000	100.000
2	3710000/216102	Pilot schools in 5 zones	Aguata, Awka, Nnewi, Idemili & Onitsha Zones	1 to 8	5.000	5.000
2	3710000/216103	Zonal Sports Stadia - Ekwulobia, Nnewi, Idemili	Ekwulobia, Idemili and	1 to 8	20.000	20.000
2	3710000/216104	State Sports Development; Grants to special sports	Statewide	1 to 8	20.000	50.000
2	3710000/216105	Games village	Awka. Nsugbe and Nteje	1 to 8	3.000	3.000
2	3710000/216106	Golf Course/Anambra State Sports Complex	Awka	1 to 8	0.500	1.000
2	3710000/216107	Sports Competitions: National Sports Competitions, Community Football/ Grassroot Sports, State Sports Festival	State wide	1 to 8	110.000	110.000
2	3710000/216108	Development of Community playgrounds across the State	Statewide	1 to 8	5.000	5.000
2	3710000/216109	Sports Administration; (a) Seminars, workshops & courses at State levels (b) Full Council meeting (c) L.G & Zonal Sports Workshops for all sports association.	State wide	1 to 8	4.000	3.000
2	3710000/216110	Youth Development Centre/Youth Empowerment	Awka	1 to 8	3.000	2.000
2	3710000/216111	Census of unemployed youth, Youth Development, Training and Skill Acquisition	State wide	1 to 8	20.000	30.000
2	3710000/216112	Purchase of office equipment Office block repairs//vehicles	Office Block of the Ministry	1 to 8	8.000	20.000
2	3710000/216113	Bee-keeping- Train the Trainers Project (GCCC)	Awka	1 to 8	1.000	1.000

ESTIMATES OF ANAMBRA STATE OF NIGERIA, 2013
CAPITAL EXPENDITURE

SECTOR: SOCIAL
3710000: YOUTH AND SPORTS

SUB-SECTOR: YOUTH AND SPORTS -contd.

Fund Code	Org/Sub/ Sub-Sub/ Financial Classification Code	Project Title	Project Location	MDG being Addressed	Approved Estimates 2013 (Nm)	Approved Estimates 2012 (Nm)
2	3710000/216114	Anambra State Young Pioneers Club	Awka	1 to 8		
2	3710000/216115	National Youth Week Celebration & Festival	State wide	1 to 8	2.000	2.000
2	3710000/216116	Anambra State Youth Council Subvention	Awka	1 to 8	5.000	3.000
2	3710000/216117	Subvention for Registered Voluntary Youth & Community Organizations	Awka	1 to 8	3.000	5.000
2	3710000/216118	Youth Information Counseling Centre in Reproductive Health & HIV/AIDs enlightenment	State wide	1 to 8	10.000	5.000
2	3710000/216119	Job creation talent discovery projects	State wide	5 & 6	1.000	1.000
2	3710000/216120	Onitsha North and South L.G. Stadia (a) Hostel facilities at Chuba Ikpeazu Stadium (c) Maintenance & management of State stadia	State wide	1 to 8	10e	10e
2	3710000/216121	State Youth Summit Rally	State wide	1 to 8	30.000	30.000
2	3710000/216122	Construction of office Block of Ministry of Youth & Sports	State wide	1 to 8	5.000	6.000
2	3710000/216123	State Football Club:- (a) Formation of football clubs (b) Grants for the management of clubs (c) Sponsorship	State wide	1 to 8	20.000	20.000
2	3710000/216124	School Sports Project			10.000	10.000
2	3710000/216125	Sports equipment/vehicle purchases	State wide	1 to 8	30.000	50.000
2	3710000/216126	NYSC Activities/Permanent Orientation Camp	Awka	1 to 8	20.000	15.000
2	3710000/216127	Volunteer Service Agency (VSA)/Vocational Skills training & retaining program for youths	Awka and State wide	1 to 8	100.000	100.000
2	3710000/216128	Office equipment, logistics & repairs		1 to 8	10.000	1.000
2	3710000/216129	Staff development, training and trades	Awka	1 to 8	1.000	1.000
2	3710000/216130	PRS Activities Website Design, Monitoring and Evaluation	State wide	1 to 8	3.000	3.000
			State wide	1 to 8	8.000	-
TOTAL					557.500	602.000

ESTIMATES OF ANAMBRA STATE OF NIGERIA, 2013

CAPITAL EXPENDITURE

SECTOR: ENVIRONMENTAL 3210000: TOWN AND COUNTRY PLANNING			SUB-SECTOR: TOWN AND COUNTRY PLANNING			
Fund Code	Org/Sub/ Sub-Sub/ Financial Classification Code	Project Title	Project Location	MDG being Addressed	Approved Estimates 2013 (Nm)	Approved Estimates 2012 (Nm)
2	3210000/233201	Design of New Layouts Schemes/Equipment for Drafting Studio	Awka	7	5.000	5.000
2	3210000/233202	Implementation of structure plans for Awka, Onitsha and Nnewi/Capacity Building	State Wide	7	100.000	150.000
2	3210000/233203	Procurement of 2 No utility vehicles for Town Planning	State Wide	7	10.000	10.000
2	3210000/233204	Lands acquisition/ compensation for Govt Project	State wide	7	570.000	300.000
2	3210000/233205	Purchase of 3No. utility vehicles for Accts and Admin	Onitsha, Awka and Nnewi	7	15.000	15.000
2	3210000/233206	Anambra State Land Information Management System	Awka	7	50.000	150.000
2	3210000/233207	Building/Furnishing of Zonal land offices at Nnewi, Ogidi, otuocha and Aguata	Nnewi, Ogidi, Otuocha & Aguata	7	10.000	30.000
2	3210000/233208	Land Survey	State-wide	7	60.000	100.000
2	3210000/233209	Provision of survey control framework	State-wide	7	5.000	10.000
2	3210000/233210	Purchase of mapping equipment, reproduction materials, etc	Awka	7	15.000	35.000
2	3210000/233211	Procurement of GIS Lab equipment for survey	Awka	7	10e	10e
2	3210000/233212	Furnishing of GIS Laboratory	State-wide	7	6.000	6.000
2	3210000/233213	Grant/Subvention to (ASUDEB) for its activities	State-wide	7	10.000	20.000
2	3210000/233214	Purchase of 2No. 4x4 vchile for survey dept	State-wide	7	10.000	10.000
2	3210000/233215	Provision of essential facilities in existing and new state layouts	State-wide	7	30.000	40.000
2	3210000/233216	Anambra State Land Information Management Sysytem (ALIMS) maintenance	Awka	7	10.000	10.000

ESTIMATES OF ANAMBRA STATE OF NIGERIA, 2013
CAPITAL EXPENDITURE

SECTOR: ENVIRONMENTAL
3210000: TOWN AND COUNTRY PLANNING

SUB-SECTOR: TOWN AND COUNTRY
PLANNING

Fund Code	Org/Sub/ Sub-Sub/ Financial Classification Code	Project Title	Project Location	MDG being Addressed	Approved Estimates 2013 (Nm)	Approved Estimates 2012 (Nm)
2	3210000/233217	Expansion, Completion and refurbishing burnt Land Use and Allocation Office	Awka	7	10e	5.000
2	3210000/233218	PPP Provision of infrastructure in private layouts	State-wide	7	10.000	10.000
2	3210000/233219	Provision of books and vehicle for Ministry of lands legal Unit (Library)	Awka	7	10.000	5.000
2	3210000/233220	Production of utility maps from base map	Awka	7	20.000	20.000
2	3210000/233221	Purchase of office equipment for Headquarters	Awka	7	5.000	10.000
2	3210000/233222	Monitoring and Evaluation of the Ministry's activities	State-wide	7	10.000	10.000
2	3210000/233223	Completion /Expansion of Ministry's Headquarters building	Awka	7	110.000	120.000
2	3210000/233224	Purchase of survey Equipment	State-wide	7	10.000	10.000
2	3210000/233225	Capacity Building for Specialized and General Area	State-wide	7	5.000	-
TOTAL					1,086.000	1,081.000

M F O R

ESTIMATES OF ANAMBRA STATE OF NIGERIA, 2013

CAPITAL EXPENDITURE

SECTOR: ENVIRONMENTAL

SUB-SECTOR: ENVIRONMENTAL DEVELOPMENT, SEWERAGE & DRAINAGE

331000: ENVIRONMENTAL DEVELOPMENT, SEWERAGE & DRAINAGE

Fund Code	Org/Sub/ Sub-Sub/ Financial Classification Code	Project Title	Project Location	MDG being Addressed	Approved Estimates 2013 (Nm)	Approved Estimates 2012 (Nm)
2	3310000/221201	Erosion control Programmes/projects including Nigeria	State wide	7	2,310.000	1,285.000
2	3310000/221202	Waste disposal/establishment of waste management facilities	State wide	7	20.000	210.000
2	3310000/221203	Procurement of project vehicles/Equipments and Furniture	State wide	-	6.000	6.000
2	3310000/221204	Plants Nursery establishment for flood and erosion	Awka	7	1.000	1.000
2	3310000/221205	Herbarium development for bio prospecting restoration	State wide	7	1.000	1.000
2	3310000/221206	Public enlightenment on Ecological issues	State wide	-	1.000	2.000
2	3310000/221207	Analytical/Mobile Laboratory for Environmental Monitoring.	Awka	-	2.000	2.000
2	3310000/221208	Parks & Gardens development - Beautification	State wide	-	4.000	4.000
2	3310000/221209	Highway landscaping, grass seedling planting and maintenance	State wide	7	5.000	5.000
2	3310000/221210	Ecological control (Biological)	State wide	7	2.000	2.000
2	3310000/221211	Environmental enforcement	State wide	7	5.000	12.000
2	3310000/221212	Establishment of Integrated Waste Management	State wide	7	70.000	70.000
2	3310000/221213	Water Weed Control	State wide	7	6.000	6.000
2	3310000/221214	Dredging Nwangene/Otumoye Creek /Desilting of drains	State wide	7	40.000	80.000
2	3310000/221215	PME including EIA	State wide	7	10.000	10.000

TOTAL

2,483.000 1,696.000

ESTIMATES OF ANAMBRA STATE OF NIGERIA, 2013
CAPITAL EXPENDITURE

SECTOR: ENVIRONMENTAL
3810000: WATER SUPPLY AND RESOURCES

SUB-SECTOR: WATER SUPPLY AND RESOURCES

Fund Code	Org/Sub/ Sub-Sub/ Financial Classification Code	Project Title	Project Location	MDG being Addressed	Approved Estimates 2013 (Nm)	Approved Estimates 2012 (Nm)
2	3810000/221201	New Greater Onitsha Water Scheme	Onitsha	7	1,600.000	50.000
2	3810000/221202	Rehabilitation of the Greater Onitsha Water Supply distribution network	Onitsha	7	20.000	100.000
2	3810000/221203	New Awka Urban Water (Amansea-Ebenebe Water Exploitation)	Awka	7	5.000	5.000
2	3810000/221204	(a). Nnewi Urban Water-supply Scheme (Regional)	Nnewi	7	20.000	50.000
		(b). Nnewi P, Urban Water-supply Scheme				
2	3810000/221205	Rehabilitation of (Nimo, Enugwu-Ukwu, Abagana) Water Scheme	Njikoka Area	7	5.000	10.000
2	3810000/221206	Agulu-Aguinyi Water Supply Scheme	Anaocha	7	5.000	10.000
2	3810000/221207	(Obizi Uga Regional Water Scheme)	Aguata LGA	7	40.000	40.000
2	3810000/221208	Oraifite/Ozubulu Water Scheme	Oraifite / Ozubulu	7	10e	10e
2	3810000/221209	Aguleri Water Scheme	Aguleri	7	10e	10e
2	3810000/221210	Repair of Equipment	MPUWRCD	7	10e	10e
2	3810000/221211	Uli Borehole Water Scheme	Uli	7	10e	10e
2	3810000/221212	Rural Water-Supplies to various Communities	State-Wide	7	50.000	50.000
2	3810000/221213	Water Treatment Chemicals	State- Wide	7	10e	5.000
2	3810000/221214	Amawbia Water Supply Scheme	Amawbia and Umuokpu	7	5.000	10e
2	3810000/221215	Awkuzu/Ifite-Dunu Water Supply Scheme	Awkuzu, Ifite- Dunu and Abba areas.	7	10e	10e
2	3810000/221216	Oba Water Supply Scheme	Oba	7	10e	10e

ESTIMATES OF ANAMBRA STATE OF NIGERIA, 2013

CAPITAL EXPENDITURE

SECTOR: ENVIRONMENTAL
3810000: WATER SUPPLY AND RESOURCES

SUB-SECTOR: WATER SUPPLY AND
RESOURCES

Fund Code	Org/Sub/ Sub-Sub/ Financial Classification Code	Project Title	Project Location	MDG being Addressed	Approved Estimates 2013 (Nm)	Approved Estimates 2012 (Nm)
2	3810000/221217	Ihiala Regional Water Supply Scheme	Ihiala area	7	10e	10e
2	3810000/221218	Alor Water Supply Scheme	Alor Area	7	10.000	25.000
2	3810000/221219	Nibo Water Supply Scheme	Nibo – Area	7	10e	10e
2	3810000/221220	Umunze New Water Scheme	Umunze and Environ	7	10e	10e
2	3810000/221221	Umuoji Water Supply Scheme	Umuoji	7	10e	10e
2	3810000/221222	Water Supply Projects across the State	State- Wide	7	50.000	300.000
2	3810000/221223	Ongoing Awka Water Supply Scheme (Water Reticulation and Distribution)	Awka	7	50.000	50.000
2	3810000/221224	Rural Water Supply and Sanitation (RUWASSA)	State- Wide	7	5.000	100.000
2	3810000/221225	Water Governance and Coordination Activities	State- Wide	7	5.000	5.000
2	3810000/221226	Ojoto Water Scheme	Ojoto	7	10e	10e
2	3810000/221227	10th European Development Fund (EDF) Project	State Wide	7	600.000	-
TOTAL					2,470.000	800.000

ESTIMATES OF ANAMBRA STATE OF NIGERIA, 2013
CAPITAL EXPENDITURE

SECTOR: ENVIRONMENTAL

SUB-SECTOR: FIRE SERVICE

3810000: PUBLIC UTILITIES WATER RESOURCES, FIRE SERVICE AND COMMUNITY DEVELOPMENT

Fund Code	Org/Sub/ Sub-Sub/ Financial Classification Code	Project Title	Project Location	MDG being Addressed	Approved Estimates 2013 (Nm)	Approved Estimates 2012 (Nm)
2	3810000/222201	Grants to communities for self-help projects: a) Provision of grants in Aid to communities. b) Provision for Community Co-operation on Water and Electricity	State-wide	7	10e	10e
2	3810000/222202	Rural Development Day Celebration and Award of Prizes to Communities on Rural Development Competitions	State-wide	7	10e	10e
2	3810000/222203	For the-training of State and Local Government Community Development Officers.	-	7	10e	10e
2	3810000/222204	Fire Service Projects	Awka	7	60.000	100.000
2	3810000/222205	State provision for National Rural Community Mobilization Programme	State-wide	7	10e	10e
2	3810000/222206	Provision of Project vehicles	Awka	7	5.000	5.000
2	3810000/222207	Logistics requirement for the valuation Department of MPU	In Urban Towns	7	10e	3.000
2	3810000/222208	Purchase and maintenance of Drilling equipment including consultancy	State-wide	7	10.000	10.000
2	3810000/222209	Anambra State UNICEF Assisted Water and Environmental Sanitation Project.	State -Wide	7	10e	5.000
2	3810000/222210	Water Scheme to Communities through surface Water/ Small Earth Dams	Ayamelum LGA	7	5.000	25.000
2	3810000/222211	Planning, Research and Statistics Activities	State wide	Cross cutting	5.000	-
TOTAL					85.000	148.000

M F O R
M F R R

ESTIMATES OF ANAMBRA STATE OF NIGERIA, 2013

CAPITAL EXPENDITURE

SECTOR: ENVIRONMENTAL

SUB-SECTOR: HOUSING DEVELOPMENT

4810000: HOUSING DEVELOPMENT

Fund Code	Org/Sub/ Sub-Sub/ Financial Classification Code	Project Title	Project Location	MDG being Addressed	Approved Estimates 2013(Nm)	Approved Estimates 2012 (Nm)
2	4810000/221201	Provision of infrastructure in Real Estate and Abuja Housing Development, Awka	Awka	7	15.000	10e
2	4810000/221202	Completion of Real Estate Buildings in Awka	Awka	7	30.000	60.000
2	4810000/221203	Block wall fencing to forestall encroachment, construction of public toilets and rehabilitation at the new secretariat.	Awka	7	5.000	10e
2	4810000/221204	Government Guest houses in Enugu	Enugu	7	5.000	10.000
2	4810000/221205	Construction of cenotaph including Lawn Tennis Court &	Awka	7	60.000	60.000
2	4810000/221206	Construction of permanent reception stand at Amansea Awka	Awka	7	5.000	10.000
2	4810000/221207	Construction of ultra modern complex fire	Awka	7	5.000	20.000
2	4810000/221208	Construction of public buildings across the state public service and LGAs	Awka	7	100.000	100.000
2	4810000/221209	Construction of public 2 No. Judges and 2 No. magistrates Quarters at Uli and Ihiala	Awka	7	10e	10e
2	4810000/221210	Office Block for Ministry of Housing	Awka	7	200.000	200.000
2	4810000/221211	Standard Slaughter for Awka, Onitsha and Nnewi	Awka	7	10e	10e
2	4810000/221212	Provision of Amusement Parks and motor parks	Awka	7	60.000	70.000
2	4810000/221213	Renovation of Anambra 10 Storey building Lagos	Awka	7	100.000	100.000
2	4810000/221214	Provision of parks for Onitsha and Nnewi	Awka	7	60.000	80.000

ESTIMATES OF ANAMBRA STATE OF NIGERIA, 2013

CAPITAL EXPENDITURE

SECTOR: ENVIRONMENTAL
4810000: HOUSING DEVELOPMENTSUB-SECTOR: HOUSING DEVELOPMENT
Cont'd

Fund Code	Org/Sub/ Sub-Sub/ Financial Classification Code	Project Title	Project Location	MDG being Addressed	Approved Estimates 2013 (Nm)	Approved Estimates 2012 (Nm)
2	4810000/221215	Purchase of 3 No. operational vehicles and office equipments	Awka	7	15.000	12.000
2	4810000/221216	Installation of project brick making machines (Hydraform)	Awka	7	20.000	6.000
2	4810000/221217	Monitoring and Evaluation (M&E) of projects supervised by the Ministry	State wide	8	6.800	5.000
2	4810000/221218	Rehabilitation of Awka Capital Territory (Urban Renewal)	Awka	7	50.000	70.000
2	4810000/221219	Rehabilitation of Onitsha Township (Urban Renewal)	Awka	7	50.000	70.000
2	4810000/221220	Deputy Governor's Residence at Ngene Amawbia	Awka	7	5.000	5.000
2	4810000/221221	Fencing of Nwafor Orizu College of Education	Awka	7	10e	10e
2	4810000/221222	Renovation of Civil Servants quarters at Iyiagu Estate,	Awka	7	10.000	10.000
2	4810000/221223	Renovation, rehabilitation and Block wall fencing of	Awka	7	5.000	5.000
2	4810000/221224	Completion of Nigerian Red Cross H/qtrs office	Awka	7	10e	5.000
2	4810000/221225	Grant to Anambra State Housing Corporation	Awka		100.000	100.000
2	4810000/221226	Completion of Abuja Liaison Office	Abuja	7	300.000	300.000
2	4810000/221227	Completion of Governor's Lodge at Onitsha	Onitsha	8	10.000	60.000
2	4810000/221228	High Court and Magistrate Court Buildings	State wide	3	10.000	50.000
2	4810000/221229	Customary Court Building	State wide	3	80.000	10e
2	4810000/221230	Quarters for Judges, Magistrate and others.	State wide	3	100.000	400.000
TOTAL					1,406.800	1,808.000

M F P R

ESTIMATES OF ANAMBRA STATE OF NIGERIA, 2013

CAPITAL EXPENDITURE

SECTOR: GENERAL ADMINISTRATION

SUB-SECTOR: GOVERNMENT HOUSE

2010000: GOVERNMENT HOUSE

Fund Code	Org/Sub/ Sub-Sub/ Financial Classification Code	Project Title	Project Location	MDG being Addressed	Approved Estimates 2013 (Nm)	Approved Estimates 2012 (Nm)
2	2010000/241301	Government House Projects (Phase 2)	Govt House	1 to 8	200.000	200.000
2	2010000/241302	Renovation of Government Lodges (Phase 2)	Onitsha & Awka	1 to 8	300.000	300.000
2	2010000/241303	Renovation of Government House (Phase 3)	Awka	1 to 8	20.000	20.000
2	2010000/241304	Provision of Basic Infrastructure	Onitsha and Awka	1 to 8	10e	0.259
2	2010000/241305	Provision of security/communication Equipment (Phase 3)	State wide	1 to 8	1,070.000	70.000
2	2010000/241306	Purchase of furniture and office equipment for Government House (Phase 3)	Awka	1 to 8	16.000	16.000
2	2010000/241307	NYSC Permanent Orientation Camp	State	1 to 8	6.000	6.000
2	2010000/241308	State Vigilante Service/Security	State wide	1 to 8	97.000	130.000
2	2010000/241309	Special Mandate Projects (Faith-based Micro Credit Scheme)	State wide	1 to 8	200.000	200.000
2	2010000/241310	Volunteer Service Agency (Youth) Employment and vocational skill development programme	State wide	1 to 8	10e	10e
2	2010000/241311	Government House Project Implementation and Monitoring	Awka Amawbia	1 to 8	6.750	6.750
2	2010000/241312	Government House Guest House buildings	Onitsha, Awka, Amawbia, Lagos,	1 to 8	3.000	3.000
2	2010000/241313	Special Emergency Intervention Projects	State wide	1 to 8	80.000	80.000
2	2010000/241314	State Emergency Management Agency (SEMA)	State wide	1 & 7	150.000	150.000
2	2010000/241315	State wide information and Communication Technology (ICT) programme	State wide	1 to 8	5.000	5.000
2	2010000/241316	Provision of materials/equipment for motor cycle riders (Recoverable Imprest)	State wide	1 to 8	10e	10e

ESTIMATES OF ANAMBRA STATE OF NIGERIA, 2013

SECTOR: GENERAL ADMINISTRATION
2010000: GOVERNMENT HOUSE

CAPITAL EXPENDITURE

SUB-SECTOR: GOVERNMENT HOUSE

Fund Code	Org/Sub/ Sub-Sub/ Financial Classification Code	Project Title	Project Location	MDG being Addressed	Approved Estimates 2013 (Nm)	Approved Estimates 2012 (Nm)
2	2010000/241317	Materials and equipment for traffic light, monitoring	State wide	1 to 8	10e	10e
2	2010000/241318	Testing Equipment and accessories for petroleum	State wide	1 to 8	10.000	10e
2	2010000/241319	Government Assistance to TRACAS	State wide	1 to 8	10e	10e
2	2010000/241320	Development of vehicle inspection ground/provision of	Awka	1 to 8	10e	10e
2	2010000/241321	Purchase of operation vehicle for VJO	Awka	Cross-cutting	10e	10e
2	2010000/241322	Airport Project (commitment fund)	Uli	Cross-cutting	10e	10e
2	2010000/241323	Development of Intra and intercity transport system	State wide	Cross-cutting	10e	10e
2	2010000/241324	Social Re-orientation Project and Activities	State wide	Cross-cutting	10e	10e
2	2010000/241325	ANSEPA Activities	State wide	Cross-cutting	15.000	15.000
2	2010000/241326	Comprehensive Programme Activities of ANSACA	State wide	Cross-cutting	10e	10e
2	2010000/241327	Special Purpose Vehicles	State wide	Cross-cutting	173.991	207.991
2	2010000/241328	Onitsha Special Projects	State Wide	Cross-cutting	100.000	100.000
2	2010000/241329	Millennium Development Goals (MDGs) Projects	Onitsha	Cross-cutting	1,500.000	572.000
2	2010000/241330	Special Project Awka Capital Territory	State wide	Cross-cutting	9,126,550	5,124.000
2	2010000/241331	Public Works (Poverty Alleviation)	Awka	Cross-cutting	1,500.000	600.000
2	2010000/241332	Disaster Support	State wide	Cross-cutting	600.000	-
2	2010000/241333	Awka Capital Development	State wide	Cross-cutting	2,500.000	-
2	2010000/241334	Nnewi Special Project	Awka	Cross-cutting	3,000.000	-
2	2010000/241335	Provision of materials/equipment for the cutting of	Nnewi	Cross-cutting	1,000.000	-
		in all the roads, streets and highways	Awka, Onitsha and Nnewi	Cross-cutting	30.000	-

ESTIMATES OF ANAMBRA STATE OF NIGERIA, 2013

CAPITAL EXPENDITURE

ESTIMATES OF ANAMBRA STATE OF NIGERIA, 2013

CAPITAL EXPENDITURE

SECTOR: GENERAL ADMINISTRATION

SUB-SECTOR: GOVERNMENT HOUSE

2010000: GOVERNMENT HOUSE

Fund Code	Org/Sub/ Sub-Sub/ Financial Classification Code	Project Title	Project Location	MDG being Addressed	Approved Estimates 2013 (Nm)	Approved Estimates 2012 (Nm)
2	2010000/241336	Renovation, furnishing and equipment of the the office of the Hon.Commissioner for Special Duties I	Awka	Cross-cutting	18.000	-
2	2010000/241337	Purchase of Operational Vehicles (Special Duties I)				
			State wide	Cross-cutting	23.000	
2	2010000/241338	Anambra State Waste Management Authority (ASWAMA)	Awka	Cross-cutting	241.500	
Total					21,991.791	-

ESTIMATES OF ANAMBRA STATE OF NIGERIA, 2013

CAPITAL EXPENDITURE


SECTOR: GENERAL ADMINISTRATION

SUB-SECTOR: DEPUTY GOVERNOR'S OFFICE

2110000: DEPUTY GOVERNOR'S OFFICE

Fund Code	Org/Sub/ Sub-Sub/ Financial Classification Code	Project Title	Project Location	MDG being Addressed	Approved Estimates 2013 (Nm)	Approved Estimates 2012 (Nm)
2	2110000/241301	Construction/Reconstruction of office block for staff of Deputy Governor	Awka	Cross-Cutting	6.000	15.000
2	2110000/241302	Office furniture and equipment	Awka	Cross-Cutting	5.000	5.000
2	2110000/241303	Press Equipments	Awka	Cross-Cutting	0.500	0.500
2	2110000/241304	Official vehicle	Awka	Cross-Cutting	10.000	5.000
2	2110000/241305	Boundary Demarcation	State-wide	Cross-Cutting	10.000	5.000
2	2110000/241306	P.R.S. Activities	State-wide	Cross-Cutting	3.000	3.000
2	2110000/241307	Pilgrims welfare	State-wide	Cross-Cutting	79.500	80.000
2	2110000/241308	Capacity building	Awka	Cross-Cutting	10e	0.500
TOTAL					114.000	114.000

139



ESTIMATES OF ANAMBRA STATE OF NIGERIA, 2013

CAPITAL EXPENDITURE

SECTOR: GENERAL ADMINISTRATION

SUB-SECTOR: ANAMBRA STATE
HOUSE OF ASSEMBLY

2210000: ANAMBRA STATE HOUSE OF ASSEMBLY

Fund Code	Org/Sub/ Sub-Sub/ Financial Classification Code	Project Title	Project Location	MDG being Addressed	Approved Estimates 2013 (Nm)	Approved Estimates 2012 (Nm)
2	2210000/241201	Legislative Library	ANHA, Awka	3	10.000	5.000
2	2210000/241202	Repaving of drive ways and provision of parking lots	ANHA, Awka	1 to 7	30.000	20.000
2	2210000/241203	Furnishing of legislative Administrative Block	ANHA, Awka	1 to 8	140.000	145.000
2	2210000/241204	Purchase of Medical Equipment	ANHA, Awka	3 to 4	10.000	5.000
2	2210000/241205	Procurement of computer and accessories	ANHA, Awka	1 to 8	25.000	5.000
2	2210000/241206	Renovation of Legislative Complex	ANHA, Awka	1 to 8	10e	149.000
2	2210000/241207	Purchase of Office Equipment and Furniture	ANHA, Awka	1 to 8	10.000	5.000
2	2210000/241208	Construction of Bungalow to house Restaurant	ANHA, Awka	1	5.000	5.000
2	2210000/241209	Purchasing of Utility Vehicles	ANHA, Awka	1 to 8	68.000	15.000
2	2210000/241210	Raising of fence wall, spiral wiring and provision of lights around legislative building	ANHA, Awka	1 to 8	20.000	14.000
2	2210000/241211	Completion of Fuel Dump	ANHA, Awka	1 to 8	20.000	16.000
2	2210000/241212	Provision of Borehole	ANHA, Awka	7	4.000	10e
2	2210000/241213	Furnishing of Office for Legislative Service Commission	ANHA, Awka	1 to 8	30.000	10.000
2	2210000/241214	Purchase of Security Gadgets	ANHA, Awka	1 to 8	21.500	15.000
2	2210000/241215	Rehabilitation and Renovation of Guest House at Iyiagu	ANHA, Awka	1 to 8	10e	10e

ESTIMATES OF ANAMBRA STATE OF NIGERIA, 2013

CAPITAL EXPENDITURE

SECTOR: GENERAL ADMINISTRATION

SUB-SECTOR: ANAMBRA STATE
HOUSE OF ASSEMBLY

2210000: ANAMBRA STATE HOUSE OF ASSEMBLY

Fund Code	Org/Sub/ Sub-Sub/ Financial Classification Code	Project Title	Project Location	MDG being Addressed	Approved Estimates 2013 (Nm)	Approved Estimates 2012 (Nm)
2	2210000/241216	Constituency Projects	ANHA, Awka	1 to 8	360.000	300.000
2	2210000/241217	Completion of water fountain with logo	ANHA, Awka	7	10e	5.000
2	2210000/241218	Provision and Installation of 500KVA Transformer	ANHA, Awka	7	10e	10e
141	2	2210000/241219	Provision and Installation of 300KVA Generator	ANHA, Awka	12.000	-
2	221000/241220	PRS Activities and Monitoring/Evaluation	State-wide		5.000	-
TOTAL					770.500	714.000

ESTIMATES OF ANAMBRA STATE OF NIGERIA, 2013

CAPITAL EXPENDITURE

SUB-SECTOR: S.S.G'S OFFICE

SECTOR: GENERAL ADMINISTRATION

2310000: OFFICE OF THE SECRETARY TO THE STATE GOVERNMENT

Fund Code	Org/Sub/ Sub-Sub/ Financial Classification Code	Project Title	Project Location	MDG being Addressed	Approved Estimates 2013 (Nm)	Approved Estimates 2012 (Nm)
2	2310000/241301	Rehabilitation/Improvement of SSG's office	Awka South L.G.A	Cross-cutting	20.000	10.000
2	2310000/241302	Purchase of Fax and PABX (First Phase)	Awka	Cross-cutting	10e	10e
2	2310000/241303	Renovation and Furnishing of Quarters for Political Office holders.	Awka-South L.G.A	Cross-cutting	6.000	6.000
2	2310000/241304	Purchase of Vehicles for Political Office holders and SSG's office	State-wide	Cross-cutting	500.000	200.000
2	2310000/241305	Purchase of Vehicles for Top Civil Servants	Awka	Cross-cutting	700.000	80.000
2	2310000/241306	Insurance Premium on Vehicles	Awka	Cross-cutting	135.500	79.000
2	2310000/241307	Enquiries, recoveries and publications of White Papers	State-wide	Cross-cutting	16.000	16.000
2	2310000/241308	Renovation and furnishing of Guest House at Awka and Onitsha	Awka	Cross-cutting	10e	10e
2	2310000/241309	Building of Office Blocks for (a) Political Office holders (b) SEMA Office, vehicles and baseline studies	Awka	Cross-cutting	10e	10e
2	2310000/241310	Improvement of State-Wide Communication Network	Awka	Cross-cutting	10e	10e
2	2310000/241311	Purchase of Generator Set for former	Awka South L.G.A	Cross-cutting	5.000	1.000
2	2310000/241312	...	Awka South L.G.A	Cross-cutting	5.000	5.000

CAPITAL EXPENDITURE

SECRETARY TO THE STATE GOVERNMENT

SUB-SECTOR: S.S.G'S OFFICE - contd.

Fund Code	Org/Sub/ Sub-Sub/ Financial Classification Code	Project Title	Project Location	MDG being Addressed	Approved Estimates 2013 (Nm)	Approved Estimates 2012 (Nm)
2	2310000/241313	Purchase of Vehicle/Capital Assets for Abuja and Lagos Liaison Offices	Abuja & Lagos	Cross-cutting	20.000	26.000
2	2310000/241314	Reconstruction/Renovation/ Completion of Abuja and Lagos Liaison Offices/Lodge	Abuja & Lagos	Cross-cutting	50.000	60.000
2	2310000/241315	Furnishing & Equipment of Abuja and Lagos Liaison Offices	Abuja &	Cross-cutting	6.000	6.000
2	2310000/241316	Beautification/Landscaping and Fumigation of Government House, Awka	Awka	Cross-cutting	5.000	10e
2	2310000/241317	Renovation/Extension of the Government House Clinic	Awka	Cross-cutting	0.450	10e
2	2310000/241318	Rural Travel and Transport Programme Phase I	Awka	Cross-cutting	5.000	10.000
2	2310000/241319	M&E Capacity Building and Equipment	State-Wide	Cross-cutting	1.800	0.800
2	2310000/241320	NEPAD Programmes	State-Wide	Cross-cutting	5.000	5.000
2	2310000/241321	Utility Vehicles for House of Assembly	State-Wide	Cross-cutting	50.000	34.360
2	2310000/241322	Insurance Premium for Government Buildings/Properties	Anambra , Enugu, Lagos,	Cross-cutting	70.000	70.000
2	231000/241323	UN Nigeria National Volunteer Service Programme		Cross-cutting	20.000	-
2	2310000/241324	PRS Activities		Cross-cutting	5.000	-
TOTAL					1,625.750	609.160

M A R B

ESTIMATES OF ANAMBRA STATE OF NIGERIA, 2013

CAPITAL EXPENDITURE

SECTOR: GENERAL ADMINISTRATION

SUB-SECTOR: HEAD OF SERVICE

2410000: OFFICE OF THE HEAD OF SERVICE

Fund Code	Org/Sub/ Sub-Sub/ Financial Classification Code	Project Title	Project Location	MDG being Addressed	Approved Estimates 2013 (Nm)	Approved Estimates 2012 (Nm)
2	2410000/241101	Provision of furniture and equipment for Offices and Quarters	Awka	1 to 8	230.000	219.000
2	2410000/241102	Provision of Telephones	Awka	1 to 8	10.000	15.000
2	2410000/241103	Human Resources Development (Capacity Building)	Awka	1 to 8	52.000	55.000
2	2410000/241104	Maintenance of Computer Centre	Awka	1 to 8	5.000	15.000
2	2410000/241105	Staff Housing Loan Scheme	Awka	1 to 8	20.000	10e
2	2410000/241106	Vehicle Refurbishing (Revolving Loan Scheme)	Awka	1 to 8	10.000	10.000
2	2410000/241107	Computerization of Personnel Records and Provision of other equipment	Awka	1 to 8	15.000	10.000
2	2410000/241108	Purchase/Maintenance of 2 No. Civil Service Buses	Awka	1 to 8	30.000	30.000
2	2410000/241109	Civil Service Staff Club/Recreation Centre	Awka	1 to 8	10.000	20.000
2	2410000/241110	Rehabilitation/Maintenance of the State Secretariat Complex	Awka	1 to 8	70.000	50.000
2	2410000/241111	(a) Procurement and installation of Solar Panels to Power computers and provide security lighting. (b) Erect a Plant House	Awka	1 to 8	10.000	10e
2	2410000/241112	Building of Public Service Office and Staff Development Centre	Awka	1 to 8	10.000	50.000
2	2410000/241113	Provision of 2 No. Staff Borehole/Tank at Real Estate and Iyagu Senior Staff Quarters	Awka	1 to 8	5.000	5.000
2	2410000/241114	Provision of Public Address System at the Secretariat Complex Hall and Committee Room	Awka	1 to 8	5.000	5.000

ESTIMATES OF ANAMBRA STATE OF NIGERIA, 2013

CAPITAL EXPENDITURE

SECTOR: GENERAL ADMINISTRATION

SUB-SECTOR: HEAD OF SERVICE

2410000: OFFICE OF THE HEAD OF SERVICE

Fund Code	Org/Sub/ Sub-Sub/ Financial Classification Code	Project Title	Project Location	MDG being Addressed	Approved Estimates 2013 (Nm)	Approved Estimates 2012 (Nm)
2	2410000/241115	Construction of New Secretariat Complex	Awka	1 to 8	10e	10e
2	2410000/241116	General Consultancy Services	Awka	1 to 8	3.000	3.000
2	2410000/241117	Completion/Maintenance of Real Estate and Iviagu Senior Provision of Accommodation and Development of State Pension Board	Awka	1 to 8	110.000	20.000
2	2410000/241118	Public Service Lectures	Awka	1 to 8	5.000	15.000
2	2410000/241119	Civil Service Week and Productivity Day Celebration	Awka	1 to 8	10.000	15.000
2	2410000/241120	Group Accident Insurance Scheme	Awka	1 to 8	13.000	10.000
2	2410000/241121	Anambra Service News	Awka	1 to 8	50.000	50.000
2	2410000/241122	Civil Leadership Initiative	Awka	1 to 8	2.000	2.000
2	2410000/241123	Workers' Day Celebration and Support to Federation of Trade Unions	Awka	1 to 8	2.000	2.000
2	2410000/241124	Joint Public Service Negotiating Council	Awka	1 to 8	7.000	7.000
2	2410000/241125	Renovation of Ministry of Agriculture/ADP Complex (Secretariat Annex)	Awka	1 to 8	5.000	5.000
2	2410000/241126	Extension of Real Estate Fencing (raising the height of the wall)	Awka	1 to 8	1.000	2.000
2	2410000/241127	Maintenance of Generator Set	Awka	1 to 8	10.000	10e
2	2410000/241128	Renewal of Insurance of Jerome Udoji State Secretariat Complex	Awka	1 to 8	35.000	35.000
2	2410000/241129	Housing of the National Council on Establishment	Awka	1 to 8	11.000	-
2	2410000/241130		Awka	1 to 8	50.000	-
TOTAL					796.000	650.000

ESTIMATES OF ANAMBRA STATE OF NIGERIA, 2013

CAPITAL EXPENDITURE

SECTOR: GENERAL ADMINISTRATION
3110000: MINISTRY OF JUSTICE

SUB-SECTOR: JUSTICE

Fund Code	Org/Sub/ Sub-Sub/ Financial Classification Code	Project Title	Project Location	MDG being Addressed	Approved Estimates 2013 (Nm)	Approved Estimates 202 (Nm)
2	3110000/241101	Purchase of Law Books/Library infrastructure	Awka, Onitsha, Nnewi Aguata,	1 and 3	20.000	17.000
2	3110000/241102	Publication of Law Report of Anambra State	Awka	Cross-cutting	4.000	4.000
2	3110000/241103	Publication and Printing of Revised Laws	Awka	Cross-cutting	10.000	2.000
2	3110000/241104	Public prosecutions office building Onitsha and Otuocha new office blocks for Ministry of Justice at Aguata, Idemili, & Nnewi judicial divisions yet to be completed	Onitsha, Nnewi Aguata Otuocha, Ogidi	Cross-cutting	31.000	45.000
2	3110000/241105	Attorney-General's Ceremonial Robe	Awka	Cross-cutting	2.000	2.000
2	3110000/241106	Office Block/Accommodation Project	Awka	Cross-cutting	10e	2.000
2	3110000/241107	Procurement of vehicle office equipment, computers and accessories and refurbishment of government vehicles	Onitsha, Nnewi Aguata	Cross-cutting	20.000	31.000
2	3110000/241108	Legal Consultancy Services	Onitsha, Nnewi Aguata	Cross-cutting	30.000	25.000
2	3110000/241111	Citizens' Rights Directorate/Office of the Public Defender	State-wide	Cross-cutting	12.000	12.000
2	3110000/241112	Office of the Public Defender	State-wide	Cross-cutting	10e	10e
2	3110000/241113	Purchase of materials for revenue, sanitation and prosecution of Appeal Cases	State-wide	Cross-cutting	5.000	0.500
2	3110000/241114	Procurement of Computers, Printers & Accessories, Stabilizers, etc for Headquarters & Outstations	State-wide	Cross-cutting	10e	3.000
2	3110000/241115	Advisory Council on Prerogative of Mercy	Awka	Cross-cutting	3.500	3.000

ESTIMATES OF ANAMBRA STATE OF NIGERIA, 2013

CAPITAL EXPENDITURE

SECTOR: GENERAL ADMINISTRATION

SUB-SECTOR: JUSTICE

3110000: MINISTRY OF JUSTICE

Fund Code	Org/Sub/ Sub-Sub/ Financial Classification Code	Project Title	Project Location	MDG being Addressed	Approved Estimates 2013 (Nm)	Approved Estimates 202 (Nm)
2	3110000/241116	HIV/AIDS Support	State-wide	Cross-cutting	0.500	0.200
2	3110000/241117	Payment of Annual Practicing Fees for Law Officers	Awka	Cross-cutting	1.000	0.700
2	3110000/241118	Capacity Building and Allied Matters	Awka	Cross-cutting	10.000	2.600
2	3110000/241119	PRS Activities: Monitoring and Evaluation of Projects	State-wide	Cross-cutting	1.000	-
TOTAL					150.000	150.000

M E P B

ESTIMATES OF ANAMBRA STATE OF NIGERIA, 2013

CAPITAL EXPENDITURE

SUB-SECTOR: ECONOMIC PLANNING & BUDGET

SECTOR: GENERAL ADMINISTRATION

3510000: ECONOMIC PLANNING & BUDGET

Fund Code	Org/Sub/ Sub-Sub/ Financial Classification Code	Project Title	Project Location	MDG being Addressed	Approved Estimates 2013 (Nm)	Approved Estimates 2012(Nm)
2	3510000/241301	Programme/Project Formulation, Studies, Policy, and Application of State GDP	State-Wide	1 to 8	10.000	10.000
2	3510000/241302	State Planning Library and Resource Centre	Awka	1 to 8	10.000	5.000
2	3510000/241303	UNICEF Supported Programmes/Projects	State-Wide	1 to 8	120.000	120.000
2	3510000/241304	DFID/UNFPA Supported Programme Activities	State-Wide	1 to 8	10.000	10.000
2	3510000/241305	Project Monitoring and Evaluation, and Public Procurement matters	State-wide	1 to 8	10.000	10.000
2	3510000/241306	Computerization and Planning Data Bank Activities	Awka	1 to 8	10.000	10.000
2	3510000/241307	Plan Development, SPRM, including PFM Reform Activities	Awka	1 to 8	24.000	25.476
2	3510000/241308	UNDP Supported Programmes/ Projects	State-wide	1 to 8	50.000	50.000
2	3510000/241309	State Programme on Food and Nutrition	State-wide	1	1.000	1.000
2	3510000/241310	EU-Supported Programmes/Projects	State-wide	7	150.000	150.000
2	3510000/241311	Collaboration with Relevant Agencies and Coordination of Donor-Supported Programmes	Awka	1 to 8	14.000	14.000
2	3510000/241312	Preparation, Publication and Dissemination of Annual Budget	Awka	1 to 8	10.000	10.000
2	3510000/241313	State Governance, and Capacity Building Project II	Awka	1 to 8	3.000	3.000
2	3510000/241314	World Bank Assisted Community Social Development Agency (CSDA)	State-wide	1 to 8	30.000	30.000
2	3510000/241315	Millennium Development Goals (MDGs) Projects	State-Wide	1 to 8	10e	10e
2	3510000/241316	Computerization/Standardization of Annual Budgets/Accounts	Awka	1 to 8	3.000	3.000
					455.000	451.476

TOTAL

ESTIMATES OF ANAMBRA STATE OF NIGERIA, 2013

CAPITAL EXPENDITURE

SECTOR: GENERAL ADMINISTRATION

SUB-SECTOR: STATE BUREAU OF STATISTICS

3520000: STATE BUREAU OF STATISTICS

Fund Code	Org/Sub/ Sub-Sub/ Financial Classification Code	Project Title	Project Location	MDG being Addressed	Approved Estimates 2013 (Nm)	Approved Estimates 2012 (Nm)
2	3520000/241301	General Censuses	State-wide	Cross-cutting	15.000	5.000
2	3520000/241302	General Statistics Studies/ State Statistical Data Bank & Computation of State GDP	State-wide	Cross-cutting	16.000	25.000
2	3520000/241303	Statistical Publications	State-wide	Cross-cutting	6.000	5.000
2	3520000/241304	Analysis and dissemination of State data	State-wide	Cross-cutting	3.000	5.000
2	3520000/241305	Equipment of the State Bureau Of Statistics/Capacity Building	State-wide	Cross-cutting	5.000	5.000
		TOTAL			45.000	45.000

ESTIMATES OF ANAMBRA STATE OF NIGERIA, 2013
CAPITAL EXPENDITURE

SECTOR: GENERAL ADMINISTRATION

SUB-SECTOR: LOCAL GOVT AND CHIEFTAINCY
MATTERS

3910000: LOCAL GOVT AND CHIEFTAINCY MATTERS

Fund Code	Org/Sub/ Sub-Sub/ Financial Classification Code	Project Title	Project Location	MDG being Addressed	Approved Estimates 2013(Nm)	Approved Estimates 2012 (Nm)
2	3910000/241301	Construction of office block building	Awka	Cross-cutting	10.000	10.000
2	3910000/241302	Extension of Office Accommodation and Maintenance	Awka	Cross-cutting	3.000	3.000
2	3910000/241303	Purchase of office equipment and computerization	Awka	Cross-cutting	2.000	2.000
2	3910000/241304	Purchase of 1 No. vehicle	Awka	Cross-cutting	5.000	5.000
2	3910000/241305	Procurement of office furniture and generating set	Awka	Cross-cutting	3.000	3.000
2	3910000/241306	Inspection and monitoring of Local Government activities	Awka	Cross-cutting	6.000	6.000
2	3910000/241307	Chieftaincy and Town Union Matters	State-wide	Cross-cutting	15.000	15.000
2	3910000/241308	Training/Capacity Building Local and Oversea Programme	Awka	Cross-cutting	7.000	7.000
2	3910000/241309	Local Government Service Commission's Project	Awka	Cross-cutting	5.000	5.000
2	3910000/241310	Grants to community for self-help projects	State-wide	1	20.000	23.000
2	3910000/241311	Rural development day celebration and award of prizes	State-wide	Cross-cutting	5.000	5.000
TOTAL					81.000	84.000

ESTIMATES OF ANAMBRA STATE OF NIGERIA, 2013

CAPITAL EXPENDITURE

SECTOR: GENERAL ADMINISTRATION

SUB-SECTOR: STATE AUDITOR-GENERAL

4110000: OFFICE OF THE AUDITOR GENERAL FOR THE STATE

Fund Code	Org/Sub/ Sub-Sub/ Financial Classification Code	Project Title	Project Location	MDG being Addressed	Approved Estimates 2013 (Nm)	Approved Estimates 2012 (Nm)
2	4110000/241301	Purchase of Vehicle	Awka	Cross-cutting	7.000	5.000
2	4110000/241302	Purchase of Office Equipment, Capital Assets and Furniture	Awka	Cross-cutting	1.260	1.260
2	4110000/241303	Monitoring of Capital Projects	Statewide	Cross-cutting	2.000	2.000
2	4110000/241304	Computerization and equipage of State Auditor General	Awka	Cross-cutting	1.500	1.500
2	4110000/241305	Renovation and expansion of office of the State Auditor-General Headquarters and Onitsha Zonal Office	Awka	Cross-cutting	3.000	10e
2	4110000/241306	Construction of new office complex for the State Auditor-General	Awka	Cross-cutting	6.000	8.510
TOTAL					20.760	18.270

ESTIMATES OF ANAMBRA STATE OF NIGERIA, 2013

CAPITAL EXPENDITURE

SUB-SECTOR: CIVIL SERVICE COMMISSION

SECTOR: GENERAL ADMINISTRATION

4210000: CIVIL SERVICE COMMISSION

Fund Code	Org/Sub/ Sub-Sub/ Financial Classification Code	Project Title	Project Location	MDG being Addressed	Approved Estimates 2013 (Nm)	Approved Estimates 2012 (Nm)
2	4210000/241301	Completion and Maintenance of Civil Service Complex including External Works	Awka	Cross-Cutting	20.000	50.000
2	4210000/241302	Utility Vehicles for use by departments (Admin. Accounts and PRS)	Awka	Cross-Cutting	15.000	8.000
2	4210000/241303	Procurement of Office Equipment	Awka	Cross-Cutting	3.000	3.000
2	4210000/241304	Purchase of Vehicles for Members of the Commission	Awka	Cross-Cutting	10e	10e
2	4210000/241305	Procurement and maintenance of Generating sets	Awka	Cross-Cutting	3.000	10e
2	4210000/241306	Provision and Maintenance of Water Facility including Overhead Tanks	Awka	Cross-Cutting	1.500	2.500
2	4210000/241307	Construction and Maintenance of Car Park for Chairman, 4 Commissioners, Permanent Secretary/Utility Vehicle	Awka	Cross-Cutting	0.500	1.500
2	4210000/241308	Civil Service Commission Data Bank Activities	Awka	Cross-Cutting	2.500	10.000
TOTAL					45.500	75.000

CAPITAL EXPENDITURE

SECTOR: GENERAL ADMINISTRATION

SUB-SECTOR: JUDICIARY (HIGH COURT)

4410000: HIGH COURT

Fund Code	Org/Sub/ Sub-Sub/ Financial Classification Code	Project Title	Project Location	MDG being Addressed	Approved Estimates 2013 (Nm)	Approved Estimates 2012 (Nm)
2	4410000/241101	Judiciary Libraries	Awka	Cross-Cutting	30.000	20.000
2	4410000/241102	Modern Court Recording Equipment	State-wide	Cross-Cutting	20.000	15.000
2	4410000/241103	Refurbishing of old Gen Set and Purchase of New ones	State-wide	Cross-Cutting	50.000	50.000
2	4410000/241104	Furniture and Equipment for Courts and Quarters and purchase of vehicles	State-wide	Cross-Cutting	90.000	90.000
2	4410000/241105	Hon. Judge's Robe	Awka	Cross-Cutting	10e	10e
2	4410000/241106	Capacity Building and Allied Matters	State-wide	Cross-Cutting	15.000	15.000
TOTAL					205.000	190.000

ESTIMATES OF ANAMBRA STATE OF NIGERIA, 2013

CAPITAL EXPENDITURE

SECTOR: GENERAL ADMINISTRATION

SUB-SECTOR: JUDICIARY

4420000: CUSTOMARY COURT OF APPEAL

IMPLEMENTING AGENCY: CUSTOMARY COURT OF APPEAL

Fund Code	Org/Sub/ Sub-Sub/ Financial Classification Code	Project Title	Project Location	MDG being Addressed	Approved Estimates 2013(Nm)	Approved Estimates 2012 (Nm)
2	4420000/241101	Customary Court of Appeal Buildings	Awka	Cross-Cutting	10.000	35.000
2	4420000/241102	Customary Court of Appeal Law Library	Awka	Cross-Cutting	5.000	5.000
2	4420000/241103	Modern Court Recording Equipment	State-wide	Cross-Cutting	5.000	5.000
2	4420000/241104	Customary Court Buildings	State-wide	Cross-Cutting	100.000	100.000
2	4420000/241105	Purchase and installation of Gen. sets	Awka	Cross-Cutting	10.000	10.000
2	4420000/241106	Quarters for the Hon. President, Hon. Judges and other staff of Customary Court of Appeal	State-wide	Cross-Cutting	60.000	50.000
2	4420000/241107	Furniture and Equipment for Courts and Quarters and purchase of vehicles	Awka	Cross-Cutting	50.000	50.000
2	4420000/241108	Hon. Judge's Robe	Awka	Cross-Cutting	10e	10e
2	4420000/241109	Medical treatment abroad/foreign travels	State-wide	3	10e	10e
2	4420000/241110	Capacity Building and Allied Matters	State-wide	Cross-Cutting	10.000	13.000
TOTAL					250.000	268.000

ESTIMATES OF ANAMBRA STATE OF NIGERIA, 2013
CAPITAL EXPENDITURE

SECTOR: GENERAL ADMINISTRATION
4510000: JUDICIAL SERVICE COMMISSION

SUB-SECTOR: JUDICIAL SERVICE COMMISSION

Fund Code	Org/Sub/ Sub-Sub/ Financial Classification Code	Project Title	Project Location	MDG being Addressed	Approved Estimates 2013 (Nm)	Approved Estimates 2012 (Nm)
2	4510000/241101	Judicial Service Commission administrative building	Awka	3	41.200	10.000
2	4510000/241102	Furnishing and equipment for Office and Quarters	Awka	3	3.500	2.000
2	4510000/241103	Official Quarters	Awka	3	10.000	10.000
2	4510000/241104	Purchase of Official Vehicles	Awka	3	9.500	47.000
2	4510000/241105	Purchase of Generator Set	Awka	3	6.700	3.200
2	4510000/241106	Water Borehole	Awka	3	3.000	2.500
TOTAL					73.900	74.700

ESTIMATES OF ANAMBRA STATE OF NIGERIA, 2013
CAPITAL EXPENDITURE

SECTOR: GENERAL ADMINISTRATION

SUB-SECTOR: ANAMBRA STATE INDEPENDENT

4610000: ANAMBRA STATE INDEPENDENT ELECTORAL COMMISSION (ANSIEC)

Fund Code	Org/Sub/ Sub-Sub/ Financial Classification Code	Project Title	Project Location	MDG being Addressed	Approved Estimates 2013 (Nm)	Approved Estimates 2012 (Nm)
2	4610000/241301	Permanent Office Building Project	Awka	Cross-cutting	30.000	30.000
2	4610000/241302	Office Accomodation Matters	Awka	Cross-cutting	10.000	10.000
2	4610000/241303	Purchase of operational vehicles	State-Wide	Cross-cutting	53.180	80.000
2	4610000/241304	Purchase of office equipment.	Headquarters	Cross-cutting	2.200	1.700
2	4610000/241305	Creation of Electoral Wards	Awka	Cross-cutting	3.000	3.000
2	4610000/241306	Conduct of Election and Post Election Matters	State-Wide	Cross-cutting	400.000	200.000
TOTAL					498.380	324.700

ESTIMATES OF ANAMBRA STATE OF NIGERIA, 2013

CAPITAL EXPENDITURE

SECTOR: GENERAL ADMINISTRATION

SUB-SECTOR: AUDITOR-GENERAL FOR LOCAL

4910000: OFFICE OF THE AUDITOR GENERAL FOR LOCAL GOVT

Fund Code	Org/Sub/ Sub-Sub/ Financial Classification Code	Project Title	Project Location	MDG being Addressed	Approved Estimates 2013 (Nm)	Approved Estimates 2012 (Nm)
2	4910000/241301	Fencing and renovation of the Office of the of the Auditor-General for Local Government	Awka	Cross-Cutting	2.300	2.000
2	4910000/241302	Procurement of vehicles for projects Monitoring in the Local Governments	Awka	Cross-Cutting	9.600	4.500
2	4910000/241303	Purchase of Gen Set	Awka	Cross-Cutting	2.000	10e
2	4190000/241304	Procurement and Installation of Vehicle Parts	Awka	Cross-Cutting	1.000	0.650
2	4910000/241305	Refurbishing of Utility Vehicles	Awka	Cross-Cutting	10e	10e
2	4910000/241306	Refurbishing of Official Vehicle	Awka	Cross-Cutting	10e	0.150
2	4910000/241307	Purchase of General Office Equipment and Accessories	Awka	Cross-Cutting	10e	0.500
2	4910000/241308	Refrigerators and stabilizers	Awka	Cross-Cutting	10e	10e
2	4910000/241309	Photocopy Machine and Stabilizer	Awka	Cross-Cutting	10e	0.150
2	4910000/241310	Steel Cabinets, Tables and Chairs	Awka	Cross-Cutting	10e	0.500
2	4910000/241311	Fire proof Filling Cabinets	Awka	Cross-Cutting	10e	1.550
2	4910000/241312	Computers and accessories	Awka	Cross-Cutting	10e	10e
TOTAL					14.900	10.000

ESTIMATE OF ANAMBRA STATE OF NIGERIA 2013

REVENUE ESTIMATES BY MINISTRIES/NON-MINISTERIALS DEPARTMENT

Fund Code	Org/Sub/Sub-Sub Org/Financial Classification code	REVENUE ITEMS	2013 Estimates N	2012 Estimates N
1	2010000/410100	GOVERNMENT HOUSE FINES AND FEES		
1	2010006/410101	Fees from Government House Clinic	400,000	350,000
1	2010000/412100	GOVERNMENT HOUSE (PARKS AND MARKETS) FINES AND FEES		
1	2010003/412101	Market Traders Levy	10e	-
1	2010003/412102	Market Development Fees	10e	-
1	2010003/412103	Motor Park Fees	10e	-
1	2010003/412104	Market Stallage Fees	10e	-
		EARNING AND SALES		
1	2010000/430100	GOVERNMENT HOUSE		
1	2010003/430101	Sales of Livestock Products	10e	10e
1	2010000/431900	OFFICE OF THE SPECIAL ADVISER (IGR)		
1	2010003/431901	Sale of Consolodated Emblem	10e	-
		TOTAL: GOVERNMENT HOUSE	400,000	350,000
1	2110000/414000	DEPUTY GOVERNOR'S OFFICE FINES AND FEES		
1	2110000/414001	Sale of Pilgrimage Forms for Christians	2,000,000	2,500,000
1	2110000/414002	Sale of Pilgrimage Forms for Moslems	500,000	400,000
		TOTAL: DEPUTY GOVERNOR	2,500,000	2,900,000

ESTIMATE OF ANAMBRA STATE OF NIGERIA 2013

REVENUE ESTIMATES BY MINISTRIES/NON-MINISTERIALS DEPARTMENT

Fund Code	Org/Sub/Sub-Sub Org/Financial Classification code	REVENUE ITEMS	2013 Estimates	2012 Estimates
1	2310000/430300	SECRETARY TO THE STATE GOVERNMENT EARNING AND SALES	N	N
1	2310003/430301	Indentity Cards		
1	2310003/430302	Hire of Ekwueme Square	450,000	500,000
1	2310003/430303	Hire of Vehicles	1,200,000	1,000,000
1	2310003/430304	Hire of Conference Hall	250,000	200,000
			1,000,000	-
1	2330000/430400	ANAMBRA STATE LIAISON OFFICE LAGOS		
1	2330003/430401	Guest House Fees	100,000	100,000
1	2330003/430402	Identification Letters	2,000,000	2,500,000
		TOTAL: SSG's OFFICE	5,000,000	4,300,000
1	2410000/412600	OFFICE OF THE HEAD OF SERVICE FINES AND FEES		
1	2410003/412601	Hire of Head of Service conference Hall and Committee Room	400,000	400,000
1	2410003/412602	Rent on Secretariat Complex	500,000	500,000
		RE-IMBURSEMENTS		
1	2420003/460101	Group Personnel Accident Insurance Schment	2,500,000	2,000,000
		TOTAL: HEAD OF SERVICE	3,400,000	2,900,000
1	2510000/400200	MINISTRY OF AGRICULTURE TAXES		
1	2510007/400201	Cattle Tax (Veterinary)	18,000,000	19,000,000
1	2510008/400202	Registration of Poultry Houses and Hatcheries	4,000,000	5,000,000

ESTIMATE OF ANAMBRA STATE OF NIGERIA 2013
REVENUE ESTIMATES BY MINISTRIES/NON-MINISTERIALS DEPARTMENT

Fund Code	Org/Sub/Sub-Sub Org/Financial Classification code	REVENUE ITEMS	2013 Estimates N	2012 Estimates N
FINES AND FEES				
1	2510007/410501	Vertinary Health Certificate	800,000	1,000,000
1	2510007/410502	Palm Oil Produce Inspection	800,000	1,000,000
1	2510006/410503	Palm Kernel Produce Inspection	500,000	500,000
1	2510006/410504	Produce Inspection - Others	30,000,000	22,000,000
LICENCES				
1	2510007/420201	Veterniary Licenses	1,000,000	200,000
EARNINGS AND SALES				
1	2510006/430501	Vertinary: Sale of Eggs and Poultry Investigations	50,000	100,000
1	2510006/430502	Vertinary: Sale of Meat and Livestock	50,000	200,000
1	2510006/430503	Vertinary: Sale of Drugs/Health Certificate	400,000	500,000
1	2510008/430504	Sale of Fish and Hire of fisheries Equipment	200,000	200,000
1	2510007/430505	Sale of Livestock Products	50,000	50,000
1	2510007/430506	Sale of Photographic Product	10,000	10e
1	2510007/430507	Sale of Planting Materials (Food Crops)	200,000	300,000
1	2510008/430508	Sale of Planting Materials (Tree Crops)	800,000	800,000
1	2510003/430509	Sale of Market Garden Produce	20,000	20,000
1	2510003/430510	Sale of Fertilizer	600,000	500,000
1	2510003/430511	Sale of Miscellaneous Agricultureal Product	200,000	150,000
1	2510003/430511	Sale of Miscellaneous Agricultureal Product	200,000	100,000
1	2510005/430512	Sale of Insecticides and Agricultural Chemicals	200,000	100,000
1	2510005/430513	Other Lands Allocation Earnings	50,000	50,000
1	2510003/430514	Repair of Vehicles, Machinery and Equipment	10e	10e
1	2510003/430515	Earnings Miner Irrigation Pumps	10e	10e
1	2510006/430516	Agricultural Shows and Fairs Re Iriji Festival	100,000	100,000
1	2510005/430517	engineering: hireof Government Vehicle/Equipment	3,000,000	200,000
1	2510006/430518	Rice Project	2,000,000	500,000
1	2510006/430519	Land Rent from State Land	500,000	200,000
TOTAL : MINISTRY OF AGRIC			63,530,000	52,670,000

ESTIMATE OF ANAMBRA STATE OF NIGERIA 2013

REVENUE ESTIMATES BY MINISTRIES/NON-MINISTERIALS DEPARTMENT

Fund Code	Org/Sub/Sub-Sub Org/Financial Classification code	REVENUE ITEMS	2013 Estimates	2012 Estimates
1	2610000/411600	MINISTRY OF COMMERCE AND INDUSTRY	N	N
		FINES AND FEES		
1	2610003/411601	Registration Fee Cooperative Societies	100,000	1,000,000
1	2610003/411602	Co-operative Audit Fees	500,000	600,000
1	2610003/411603	Registration/Renewal of Business Premises	55,000,000	60,400,000
1	2610003/411604	Anambra Manifest and Insurance Scheme	10,000	20,000
1	2610003/411605	Commerce Fees	10,000	10,000
1	2610003/411606	Tourism Registration Fees/Tourism Development Levy	10e	10e
1	2610000/411600	MINISTRY OF COMMERCE AND INDUSTRY		
		FINES AND FEES		
1	2610003/411607	Hotel Percentage Revenue	10e	50,000
1	2610003/411608	Anambra Marketing Percentage Profit	50,000	10e
1	2610003/411609	Miscellaneous	20,000	10,000
1	2610003/411610	Market Development Fees	60,000,000	65,000,000
1	2610000/411611	Market Traders Levy	30,000,000	80,000,000
1	2610000/411612	Market Stallage Fees	1,075,000,000	1,252,900,000
		LICENSES		
1	2610000/420400	Petroleum Product Dealers Licenses	100,000	100,000
		EARNING AND SALES		
1	2610000/431200	Sale of Publications	5,000	5,000
1	2610003/431201	Sale of Industrial Products Re-Handcraft	8,000	10,000
1	2610003/431202	Replacement of Lost Certificates/Bye Laws	5,000	5,000
1	2610003/431204	Sale of Lost Coreg Certificates	5,000	5,000
1	2610003/431205	Sale of Industrial Plot Allocation Forms	15,000	20,000
		TOTAL: MINISTRY OF COMM. & INDUSTRY	1,220,828,000	1,460,135,000

ESTIMATE OF ANAMBRA STATE OF NIGERIA 2013

REVENUE ESTIMATES BY MINISTRIES/NON-MINISTERIALS DEPARTMENT

Fund Code	Org/Sub/Sub-Sub Org/Financial Classification code	REVENUE ITEMS	2013 Estimates N	2012 Estimates N
1	2710000/411200	MINISTRY OF HEALTH FINES AND FEES		
1	2710000/411201	Registration of Hospitals and Maternities	2,500,000	2,800,000
1	2710000/411202	Tuition Fees fo School of Health Technology	10,200,000	7,100,000
1	2710000/411203	Tuition Fees - School of Nursing Nkpor	1,900,000	2,000,000
1	2710000/411204	Registration/Renewal of Traditional Medicine Practitioners	2,000,000	2,000,000
1	2710000/411205	Mobile Dental Clinic Fees	10e	10e
1	2710000/411206	International Immunization Fees	200,000	200,000
1	2710000/411207	Street Trading Regulation	100,000	100,000
1	2710000/411208	Pure Water Analysis	100,000	100,000
1	2710000/411209	Sale of State Common entrance Form (School and Nursing)	5,000,000	3,000,000
1	2710000/411200	MINISTRY OF HEALTH (Cont'd) FINES AND FEES		
1	2710000/411210	Tuition Fees to School of Midwifery, Nkpor	1,200,000	1,500,000
1	2710000/411211	Interview Fee to School of Nursing and Midwifery	500,000	500,000
1	2710000/411212	Renewal of Hospitals and Maternities	4,000,000	2,500,000
1	2710000/411213	Patent and Proprietary Medicine Vendors	500,000	735,000
1	2710000/420600	LICENSES		
1	2710003/420601	Patent and Proprietary Licenses	100,000	100,000
		TOTAL : MINISTRY OF HEALTH	28,300,000	22,635,000
1	2720000/411300	STATE HOSPITAL MANAGEMENT BOARD FINES AND FEES		
1	2720003/411301	Medical Examination Fees	1,500,000	1,000,000
1	2720003/411302	Mortuary Fees	500,000	1,000,000
1	2720003/411303	Ambulance Fees	500,000	500,000

ESTIMATE OF ANAMBRA STATE OF NIGERIA 2013

REVENUE ESTIMATES BY MINISTRIES/NON-MINISTERIALS DEPARTMENT

Fund Code	Org/Sub/Sub-Sub Org/Financial Classification code	REVENUE ITEMS	2013 Estimates	2012 Estimates
			N	N
1	2720000/411300	STATE HOSPITAL MANAGEMENT BOARD (Cont'd)		
		FINES AND FEES		
1	2720003/411304	Surgery Fees	1,500,000	2,400,000
1	2720003/411305	Drug/Injection Fees	6,000,000	8,000,000
1	2720003/411306	Laboratory Fees	3,500,000	3,000,000
1	2720003/411307	Ante-Natal/Obste/Gynecology Fees	400,000	800,000
1	2720003/411308	Dental Fees	800,000	1,000,000
1	2720003/411309	Bed Fees	700,000	800,000
1	2720003/411310	X-Ray Fees	900,000	700,000
1	2720003/411311	Miscellaneous	2,600,000	2,500,000
1	2720003/411312	Medical Certificate	3,500,000	7,500,000
		TOATL : STATE HOSPITAL MAGT. BOARD	22,400,000	29,200,000
1	2810000/410700	MINISTRY OF EDUCATION		
		FINES AND FEES		
1	2810003/410701	Vocational Centre/On Line Registration	4,000,000	5,000,000
1	2810003/410702	Registration of Private Schools/Vocational Centres	4,000,000	4,000,000
1	2810003/410703	Renewal of Private Schools	15,000,000	6,000,000
1	2810003/410704	Application Fees for Private Schools	18,700,000	5,000,000
1	2810003/410705	Inter-State Transfer of Students	200,000	200,000
1	2810003/410706	Transfer from Private to Public School	200,000	200,000
1	2810003/410707	Sport Levy	27,000,000	8,000,000
1	2810003/410708	Penalty Fees for Private School Operating Illegally	18,000,000	20,000,000
		EARNING AND SALES		
1	2810000/430701	Special Education Centre	50,000	50,000
1	2810000/430702	Sale of Crafts by Slecuk Education Cent	10,000	10,000

ESTIMATE OF ANAMBRA STATE OF NIGERIA 2013

REVENUE ESTIMATES BY MINISTRIES/NON-MINISTERIALS DEPARTMENT

Fund Code	Org/Sub/Sub-Sub Org/Financial Classification code	REVENUE ITEMS	2013 Estimates N	2012 Estimates N
1	2810000/410700	MINISTRY OF EDUCATION (Cont'd)		
		EARNING AND SALES		
1	2810000/430703	Curriculum Dev. Centre: Sale of Instruction Materials	10e	10e
1	2810000/430704	Levy for Furnishing damaged Secondary Schools	100,000	100,000
		TOTAL: MINISTRY OF EDUCATION	87,260,000	48,560,000
1	2820000/412000	EXAMINATION DEVELOPMENT CENTRE		
1		FINES AND FEES		
1	2820003/412001	Examination Fees: Teacher Grade II Certificate	100,000	100,000
1	2820003/412002	Examination Fees: First School Leaving Certificate	500,000	500,000
1	2820003/412003	Common Entrance Examination (JSS)	2,500,000	2,000,000
1	2820003/412004	Examination Fees: Technical Schools	300,000	300,000
1	2820003/412005	Examination Fees: Junior Secondary Schools	1,000,000	1,000,000
1	2820003/412006	Examination Fees: Other Issue of Rerferred Candidates	100,000	100,000
1	2820003/412007	Sales of Junior Sec. Previous Certificate Exams. Questions	1,000,000	800,000
1	2820003/412008	Sale of Common entrance Exam. Question/Ans. (GCE/JSS	300,000	200,000
1	2820003/412009	Exam Ethics	50,000	50,000
1	2820003/412010	Withholding Fees	3,500,000	3,000,000
1	2820003/412011	Exam Fees: Teachers Grade I Certificate	50,000	50,000
1	2820003/412012	Examination Fees: School of Nursing and Midwifery	1,000,000	800,000
1	2820003/412013	Commission for sale of JAMB Forms	10,000	10e
1	2820003/412014	Examination Fee Teachers Grade I Certificate	200,000	50,000
1	2820003/412015	Mursing (Question/Anaser)	300,000	200,000
1	2820003/412016	Contineous Assessment Report Book	2,000,000	5,000,000
		TOTAL: EXAMS DEVELOPMENT CENTRE	12,910,000	14,150,000

ESTIMATE OF ANAMBRA STATE OF NIGERIA 2013

REVENUE ESTIMATES BY MINISTRIES/NON-MINISTERIALS DEPARTMENT

Fund Code	Org/Sub/Sub-Sub Org/Financial Classification code	REVENUE ITEMS	'2013 Estimates N	2012 Estimates N
		OFFICE OF THE SPECIAL DUTIES 1		
		FINE AND FEES		
1	2010003/413100			
1	2010003/413101	Diesel Oil Lubricant Stores	200,000	10e
1	2010003/413102	Registration of Lubricant Dealers	600,000	500,000
1	2010003/413103	Petroleum Product Levy	10e	10e
1	2010003/413104	Information Communication Technology	500,000	10e
1	2010003/413105	VSNT Installation Permit	400,000	10e
1	2010003/413106	Cyber Café Operation Permit	110,000	10e
1	2010003/413107	Installation/Monitoring and Telecommunication Mast	500,000	-
		TOTAL : OFFICE OF THE SPECIAL DUTIES 1	2,310,000	500,000
		POST PRIMARY SCHOOL SERVICES COMM.		
		FINES AND FEES		
1	2840000/410000			
1	2840003/410901	Tuition Fees (Secondary)	310,000,000	300,000,000
1	2840003/410902	Equipment Fees	10e	500,000
1	2840003/410903	Vocational Centres (School Fees)	10e	1,500,000
1	2840003/410904	Others	500,000	500,000
1	2840003/410905	Sports Levy	6,000,000	6,000,000
		EARNINGS AND SALES		
1	2840003/430801	Domestic Science Centre Sale of Product	50,000	50,000
1	2840003/430802	Trade Centre: Sale of Workshop Products	40,000	50,000
1	2840003/430803	Trade School: Sale of Workshop Products	30,000	40,000
1	2840003/430804	Sale of Magazines Records Folder for Guidance & Councelling	20,000	20,000
		TOTAL: POST PRI. SCH. SERS. COMM.	316,640,000	308,660,000
		MINISTRY OF FINANCE		
		TAXES		
1	2910000/400300			
1	2910003/400301	Anambra State Property and Land Use Charge	1,200,000,000	1,184,675,000

ESTIMATE OF ANAMBRA STATE OF NIGERIA 2013
REVENUE ESTIMATES BY MINISTRIES/NON-MINISTERIALS DEPARTMENT

Fund Code	Org/Sub/Sub-Sub Org/Financial Classification code	REVENUE ITEMS	2013 Estimates N	2012 Estimates N
		MINISTRY OF FINANCE (Cont'd)		
		FINES AND FEES		
1	2910000/400300			
1	2910000/411100			
1	2910003/411101	Stamp Duties penalties	25,000,000	36,465,000
1	2910003/411102	Directors Fees	200,000	150,000
		EARNING AND SALES		
1	2910000/430901	Hire of government Vehicles	700,000	800,000
1	2910000/430902	Sale of Boarded Vehicles	4,000,000	2,000,000
1	2910000/430903	Others, Registration of auctioners	1,000,000	100,000
		DIVIDENDS		
1	2910000/450101	Dividends	150,000,000	100,000,000
		TOTAL: MINISTRY OF FINANCE	1,380,900,000	1,324,190,000
		OFFICE OF THE ACCOUNTANT GENERAL		
		INTEREST		
1	2920003/450000			
1	2920003/450001	Interest on Short Term Loans/Deposit/Rep.	270,000,000	274,000,000
		REPAYMENTS		
1	2920003/450201	Loans Recoveries	20,000,000	20,000,000
		RE-IMBUSTMENT		
1	2920000/460200			
1	2920003/460201	Initial/Monthly Pensions and Gratuities	11,500,000	12,000,000

ESTIMATE OF ANAMBRA STATE OF NIGERIA 2013

REVENUE ESTIMATES BY MINISTRIES/NON-MINISTERIALS DEPARTMENT

Fund Code	Org/Sub/Sub-Sub Org/Financial Classification code	REVENUE ITEMS	'2013 Estimates	2012 Estimates
MISCELLANEOUS				
1	2920003/470101	Overpayment Recovered	N	N
1	2920003/470102	Resignation: Payment in Lieu of Notice	124,602,000	100,000,000
1	2920003/470103	Lapsed Deposits	10e	10e
1	2920003/470104	Deductions from Contractors - 2.5%	10e	10e
1	2920003/470105	Sunday Recoveries (Panel on Recovery of Funds and Property	200,000,000	250,240,000
1	2920003/470106	Others (Registration of Auctioneers)	10e	10e
1	2920003/470107	Federal Grants for Purchase of Excess Grains	450,000	450,000
1	2920003/470108	Sunday Recoveries (Motor Vehicles Advances)	10e	10e
1	2920003/470109	Unclaimed/Salaries Refunds	15,000,000	10,000,000
1	2920003/470110	Pension Refunds	5,000,000	1,000,000
1	2920003/470111	Remittance refund (Over-remittance)	1,500,000	1,000,000
Total: Miscellaneous			788,052,000	512,690,000
STATUTORY ALLOCATION				
1	2920003/480101	State Share of Federal Revenue	54,000,000,000	36,600,000,000
TOTAL: A.G's OFFICE				- 37,418,690,000
BOARD OF INTERNAL REVENUE TAXES				
1	2930000/400100			
1	2930006/400101	Pools Betting Tax	3,000,000	1,500,000
1	2930006/400102	Pay As You Earn (Cash)	5,200,000,000	2,950,000,000
1	2930006/400103	Pay As You Earn (A/V)	550,000,000	600,000,000
1	2930006/400104	Direct Assesment Tax (Current)	2,500,000,000	800,000,000
1	2930006/400105	Direct Assessment Arrears	14,000,000	15,000,000
1	2930006/400106	Tax Collection Agent Debit	3,500,000	2,000,000
1	2930006/400107	Penalties	150,000,000	13,000,000
1	2930006/400108	Entertainment Tax	10e	500,000
1	2930006/400109	With-Holding Tax	2,000,000,000	800,000,000
1	2930006/400110	Mortuary Tax	10e	2,000,000

ESTIMATE OF ANAMBRA STATE OF NIGERIA 2013

REVENUE ESTIMATES BY MINISTRIES/NON-MINISTERIALS DEPARTMENT

Fund Code	Org/Sub/Sub-Sub Org/Financial Classification code	REVENUE ITEMS	'2013 Estimates N	2012 Estimates N
1	2930000/400100	BOARD OF INTERNAL REVEBUE (Cont'd)		
		TAXES		
1	2930006/400111	Social Function Tax/Education Tax	10e	5,000,000
1	2930006/400112	Development Levy	250,000,000	80,000,000
1	2930006/400113	Ozo Title Tax	10e	30,000
1	2930006/400115	Capital Gains Tax	177,950,000	100,000,000
1	2930006/400116	Infrastructural and Maintenance Levy	5,000,000	10,000,000
1	2930006/400117	Container Levy	10e	10e
1	2930006/400114	Commercial Road User Tax (Sale of consolidated Emblems)	-	-
		FINES AND FEES		
1	2930006/410401	Gaming Commission Pool Proprietor Form Fee	200,000	200,000
1	2930006/410402	Pools Agents Application Form Fees	50,000	60,000
1	2930006/410403	Gaming House Form Fees	100,000	200,000
1	2930006/410404	Casino Form Fees	50,000	50,000
1	2930006/410405	Identification of Motor Vehicles	450,000,000	50,000,000
1	2930006/410406	Drivers License Test	5,000,000	6,000,000
		LICENSES		
1	2930000/420101	Pools Proprietor's Licenses and Renewal	500,000	100,000
1	2930000/420102	Pools Agents' Licenses	500,000	150,000
1	2930000/420103	Gaming Houses Licenses	100,000	80,000
1	2930000/420104	Gaming Machine Licenses	100,000	100,000
1	2930000/420105	Lotto Nigeria	50,000	100,000
1	2930000/420106	Motor Vehicle Licenses	600,000,000	350,000,000
1	2930000/420107	Moto Drivers' Licenses	30,000,000	50,000,000
1	2930000/420108	New Registration of Vehicles	50,000,000	10,000,000
1	2930000/420109	Change of Ownership	7,000,000	1,000,000
1	2930000/420110	Proof of Ownership Certificate	1,400,000	500,000
		EARNING ANDSALES		
1	2930006/431001	State Lottery	10e	10e
1	2930006/431002	Sale of Drivers/Conductors Budes	1,500,000	2,000,000
		TOTAL: BOARD OF INTERNAL REVENUE	12,000,000,000	665,570,000

ESTIMATE OF ANAMBRA STATE OF NIGERIA 2013

REVENUE ESTIMATES BY MINISTRIES/NON-MINISTERIALS DEPARTMENT

Fund Code	Org/Sub/Sub-Sub Org/Financial Classification code	REVENUE ITEMS	2013 Estimates	2012 Estimates
1	3010000/413200	MINISTRY OF INFORM. CULTURE AND TOURISM	N	N
		FINES AND FEES		
1	3010003/413201	Tourism Registration Fees/Tourism Development Levy	250,000	-
1	3010003/413202	Hotel Percentage Revenue	250,000	-
		LICENSES		
1	3010003/420701	Mobile Cinematograph Licenses *	50,000	50,000
		EARNING AND SALES		
1	3010000/431100	Video Recording and Publications	80,000	100,000
1	3010000/431101	Sale of Publication	100,000	10,000
1	3010000/431102	Hire of State Lighting Equipment	40,000	40,000
1	3010000/431103	Hire of Film and Public Address System	50,000	50,000
1	3010000/431104	Cultural Shows	80,000	100,000
1	3010000/431105	Registration of Artists Groups	70,000	80,000
1	3010000/431106	Equipment Repairs	10,000	10,000
1	3010000/431107	Sale of Photographs	10,000	10,000
1	3010000/431108	Graphic Arts Design	5,000	5,000
		TOTAL : MINISTRY OF INFORMATION	995,000	455,000
		GOVERNMENT PRESS		
		EARNING AND SALES		
1	3020000/431300	Printing on Repayment	300,000	400,000
1	3020006/431301	Stationery Trading Account Profit	50,000	50,000
1	3020006/431202	Sale of Publications	300,000	300,000
		TOTAL: GOVERNMENT PRESS	650,000	750,000

ESTIMATE OF ANAMBRA STATE OF NIGERIA 2013

REVENUE ESTIMATES BY MINISTRIES/NON-MINISTERIALS DEPARTMENT

Fund Code	Org/Sub/Sub-Sub Org/Financial Classification code	REVENUE ITEM'S	2013 Estimates	2012 Estimates
		MINISTRY OF JUSTICE	₦	₦
		FINES AND FEES		
1	3110000/411400			
1	3110003/411401	Administrative and Oath Fees	3,400,000	4,600,000
1	3110003/411402	Income from Investment	800,000	800,000
1	3110003/411403	Court Awards	100,000	50,000
1	3110003/411404	Fiat Fees	300,000	200,000
1	3110003/411405	Trust Fees	1,000,000	2,000,000
1	3110003/411406	Sale of Law Reports and Documents	300,000	800,000
1	3110003/411407	Justice of Peace (JP) fees	400,000	-
1	3110003/411408	Certification fees	600,000	-
		EARNING AND SALES		
1	3110003/431401	Sale of Law Reports and Documents	1,000,000	1,000,000
		TOTAL: MINISTRY OF JUSTICE	7,900,000	9,450,000
		MINISTRY OF LANDS, SURVEY AND URBAN DEV.		
		FINES AND FEES		
1	3210000/411900			
1	3210003/411901	Deed Fees Application/Registration/Preparation	40,000,000	50,000,000
1	3210003/411902	Survey Fees	14,000,000	16,000,000
1	3210003/411903	Non Refundable App Fee Allocation of Land	8,000,000	9,000,000
1	3210003/411904	Survey School Fees	200,000	500,000
1	3210003/411905	Plan Approval Fees	5,000,000	10,000,000
1	3210003/411906	Premium on Land	60,000,000	65,000,000
1	3210003/411907	Consent Fee	50,000,000	44,300,000
1	3210003/411908	Caution Fee	500,000	700,000
1	3210003/411909	Fee - I.O.F.	50,000	100,000
1	3210003/411910	Re-certification of Certificates of Occupancy	6,000,000	7,000,000

ESTIMATE OF ANAMBRA STATE OF NIGERIA 2013
REVENUE ESTIMATES BY MINISTRIES/NON-MINISTERIALS DEPARTMENT

Fund Code	Org/Sub/Sub-Sub Org/Financial Classification code	REVENUE ITEMS	2013 Estimates	2012 Estimates
1	3210000/411900	MINISTRY OF LANDS, SURVEY AND URBAN DEV.(Cont'd)	N	N
		FINES AND FEES		
1	3210003/411911	Sub-Division Fees	10,000	100,000
1	3210003/411912	Change of Use/Change of Purpose of Lease fees	10,000	400,000
1	3210003/411913	Certificate to (CTC) of Layout Prints Fees	10,000	200,000
1	3210003/411914	Evluation of Technical (EIA) Reports on Projects on State Land Fee	1,000,000	500,000
1	3210003/411915	Private Layout approval fees	100,000	300,000
1	3210003/411916	Re-establishment of Boundary Beacons	2,000,000	5,500,000
1	3210003/411917	Fees for Render Documents	1,000,000	200,000
1	3210003/411918		2,500,000	3,700,000
		LICENSES		
1	3210003/420501	Temporary Occupation Licenses	50,000	50,000
		EARNING AND SALES		
1	3210003/430201	Sale of Maps/Deposits for Plans	3,500,000	3,410,000
1	3210003/430202	Premium on Non-State Lands	3,000,000	1,000,000
		RENT ON GOVERNMENT PROPERTY		
1	3210003/440101	Arrears of State Lands Rent	6,500,000	7,500,000
1	3210003/440102	Current Year State Lands Rent	55,000,000	55,000,000
1	3210003/440103	Rent: Senior Staff Quarters	200,000	100,000
1	3210003/440104	Rent: Junior Staff Quarters	80,000	50,000
1	3210003/440105	Renewal Rent and Penalties for Rent Paid in Arrears	3,000,000	1,200,000
1	3210003/440106	Application Fees	600,000	100,000
1	3210003/440107	Commputer Fees	4,000,000	2,000,000
1	3210003/440108	Plan Certificate Fees	500,000	10,000
1	3210003/440109	Anambra Law Information Management System (ALIMS)	4,000,000	3,000,000
		TOTAL: MINISTRY OF LANDS & SURVEY	270,810,000	286,920,000

ESTIMATE OF ANAMBRA STATE OF NIGERIA 2013

REVENUE ESTIMATES BY MINISTRIES/NON-MINISTERIALS DEPARTMENT

Fund Code	Org/Sub/Sub-Sub Org/Financial Classification code	REVENUE ITEMS	2013 Estimates N	2012 Estimates N
MINISTRY OF ENVIRONMENT FINES AND FEES				
1	3310003/412401	Annual Registration and Renewal of Contractors	5,400,000	3,400,000
1	3310003/412402	Fee for Tender Document on Environment	1,000,000	1,500,000
1	3310003/412403	Other (Environment Decoration	500,000	1,000,000
1	3310003/412404	Sanitation Levy (Awka and Environs)	50,000,000	205,000,000
1	3310003/412405	Sanitation Levy (Onithsa and Environs	120,000,000	695,000,000
1	3310003/412406	Environmental Pollution and Effluent discharge fees	30,000,000	695,000,000
TOTAL: MINISTRY OF ENVIRONMENT			206,900,000	905,900,000
FORESTRY DEPARTMENT FINES AND FEES				
1	3320000/410600		100,000	50,000
1	3320003/410601	Forestry Zoo Fees	200,000	6,000,000
1	3320003/410602	Forestry Offences	100,000	10,000,000
1	3320003/410603	Others		
LICENSES				
1	3320000/420300		100,000	150,000
1	3320003/420301	Forestry Game Licenses	1,000,000	1,000,000
1	3320003/420302	Forestry Licenses		
EARNING AND SALES				
1	3320003/430601	Forestry Prouduce	5,000,000	3,500,000
TOTAL: FORESTRY			6,500,000	20,700,000

ESTIMATE OF ANAMBRA STATE OF NIGERIA 2013

REVENUE ESTIMATES BY MINISTRIES/NON-MINISTERIALS DEPARTMENT

Fund Code	Org/Sub/Sub-Sub Org/Financial Classification code	REVENUE ITEMS	2013 Estimates N	2012 Estimates N
1	3410000/411700	MINISTRY OF WORKS		
		FINES AND FEES		
1	3410003/411701	Annual Registration of Contractors	3,500,000	4,500,000
1	3410003/411702	Fees for Tender Documents	25,000,000	6,000,000
1	3410003/411703	Industry Fees/Vehicle Inspection Test	1,000,000	1,000,000
1	3410003/411704	Annual Renewal of Contractors	6,000,000	5,000,000
1	3410003/411705	Right of Way Permit	4,000,000	4,000,000
		EARNING AND SALES		
1	3410003/431601	Hire of Transport and Crafts	60,000	50,000
1	3410003/431602	Mechanical Workshop Products	30,000	20,000
1	3410003/431603	Sale of Stores and Spare Parts	500,000	500,000
1	3410003/431604	Hire of Plants and Transport	1,200,000	1,000,000
1	3410003/431605	Condemned Stores (Empties)	200,000	200,000
1	3410003/431606	Damage to Public Utilities Re-Road Electronic Fixture	50,000	50,000
		RE-IMBURSEMENT		
1	3420000/460301	Diesel Oil Un-allocated Stores	-	10e
1	3420000/460302	Petrol Trading Account	-	10e
1	3420000/460303	Project Accounts	-	10e
		TOTAL: MINISTRY OF WORKS	41,540,000	22,320,000
1	3510000/412700	MINISTRY OF ECONOMIC PLANNING AND BUDGET		
		FINE AND FEES		
1	3510003/412701	Registration of Contractors for MDG Projects	12,000,000	20,000,000
1	3510003/412702	Deductions from MDG Contract	25,020,000	-
		EARNING AND SALES		
1	3510000/431700			
1	3510003/431701	Sale of Statistical Year Book and Other Publication	20,000	10,000
		TOTAL: PLANNING AND BUDGET	37,020,000	20,010,000

ESTIMATE OF ANAMBRA STATE OF NIGERIA 2013
REVENUE ESTIMATES BY MINISTRIES/NON-MINISTERIALS DEPARTMENT

Fund Code	Org/Sub/Sub-Sub Org/Financial Classification code	REVENUE ITEMS	2013 Estimates N	2012 Estimates N
		MINISTRY OF WOMEN AFFAIRS AND SOC. DEV.		
		FINES AND FEES		
1	3610003/412300			
1	3610003/412301	Registration and Renewal of Daycare Centre	500,000	500,000
1	3610003/412302	Amusement Park Fees	500,000	100,000
1	3610003/412303	Day Care Centre Fees	50,000	100,000
1	3610003/412304	Motherless Babies Fees	20,000	20,000
1	3610003/412305	Registration of Voluntary Organisation and NGO's	1,000,000	100,000
1	3610003/412306	Hire of Women Development Centre Hall	5,000,000	1,000,000
1	3610003/412307	Government House Canteen	1,100,000	100,000
		LICENSES		
1	3610003/420801	Licensing of Place of Worship for Celebration of Marriages	40,000	40,000
		MINISTRY OF WOMEN AFFAIRS AND SOC. DEV.(Cont'd)		
		EARNING AND SALES		
1	3610003/431801	Volunteer Service Agency Earnings	-	100,000
1	3610003/431802	Rent on Lease of Women Affairs Canteen	-	100,000
1	3610003/431803	Women Development Centre Hall	-	500,000
		TOTAL: MINISTRY OF WOMEN AFFAIRS	8,210,000	2,660,000
		MINISTRY OF YOUTH AND SPORTS		
		FINES AND FEES		
1	3710000/410800			
1	3710002/410801	Registration of Youth Club and Organizations	600,000	730,000

ESTIMATE OF ANAMBRA STATE OF NIGERIA 2013

REVENUE ESTIMATES BY MINISTRIES/NON-MINISTERIALS DEPARTMENT

Fund Code	Org/Sub/Sub-Sub Org/Financial Classification code	REVENUE ITEMS	2013 Estimates N	2012 Estimates N
		EARNING AND SALES		
1	3710003/431501	Gate Taking Stadium Share		
1	3710003/431502	Hire of Stadium (Other)	500,000	200,000
1	3710003/431503	Shop Rents	2,000,000	1,200,000
1	3710003/431504	Advertisement Fees	500,000	200,000
1	3710003/431506	Talex Photostat Duplicating and Telephone Services	1,000,000	400,000
1	3710003/431507	Close Circuit Sales (Partnership)	10,000	10,000
1	3710003/431508	Joint Venture (Pro/Acts)	20,000	20,000
1	3710003/431505	Car Press Sales	10,000	10e
		TOTAL: MINISTRY OF YOUTH & SHPORT	4,690,000	2,780,000
		MINISTRY OF PUBLIC UTILITY FINES AND FEES		
1	3810000/412200			
1	3810007/412201	Fire Service Fees		
1	3810007/412202	Hire of Plant and Equipment	2,000,000	2,000,000
1	3810007/412203	Registration and Renewal of Town Union and Social Clubs	100,000	100,000
1	3810007/412204	Registration of Contractors/Renewal of Contractors	200,000	200,000
1	3810007/412205	Water Borehole and Tankers Levy	100,000	500,000
		TOTAL: PUBLIC UTILITY	2,900,000	3,800,000
		LOCAL GOVT. & CHIEFTAINCE MATTERS FINES AND FEES		
1	3910000/412800			
1	3910003/412801	Registration of Town Unions		
1	3910003/412802	Election Fees from Town Unions	2,000,000	2,500,000
1	3910003/412803	Renewal Fees from Town Unions	4,500,000	5,000,000
1	3910003/412804	Annual Registration of Contractors	2,000,000	2,500,000
1	3910003/412805	Fees for Tender Documents	500,000	1,000,000
			200,000	400,000

ESTIMATE OF ANAMBRA STATE OF NIGERIA 2013
REVENUE ESTIMATES BY MINISTRIES/NON-MINISTERIALS DEPARTMENT

Fund Code	Org/Sub/Sub-Sub Org/Financial Classification code	REVENUE ITEMS	2013 Estimates N	2012 Estimates N
		LOCAL GOVT. & CHIEFTAINCE MATTERS(Cont'd)		
1	3910000/412800	FINES AND FEES		
1	3910003/412806	Annual Renewal of Contractors	200,000	2,000,000
1	3910003/412807	Bill Board Advert Fees	26,900,000	25,000,000
1	3910003/412808	Property/Tenement Rate	10e	10e
1	3910003/412809	Registration fees for Social Club	100,000	100,000
1	3910003/412810	Renewal Fees for Social Club	200,000	100,000
1	3910003/412811	Mobile Promotion Advert/Trading Permit	10e	6,000,000
1	3910003/412812	Deduction from Local Government Contracts	100,000,000	-
1	3910003/412813	Sale of Consolidated Emblems	300,000,000	-
1	3910003/412814	Others	2,500,000	-
1	3910003/412815	Sanitation Levy from Ministry of Local and Chieftency Matters	50,000,000	-
		TOTA: LOCAL GOVT. & CHIEFTENCY MATTERS	489,100,000	44,600,000
		MINISTRY OF SCIENCE AND TECHNOLOGY		
		FINES AND FEES		
1	3010000/412500			
1	4010003/412501	Sand Beach tolls/Environ Remediation Fees	7,100,000	8,000,000
1	4010003/412502	Metal Scraps and Welders/Fabricators Tolls	3,600,000	-
1	4010003/412503	Rgistration of Mechanic Workshop Fees	3,000,000	-
1	4010003/412504	Rgistration of Auto Spare Parts/Mechine Fees	3,000,000	-
		TOTAL MIN. OF SCIENCE AND TECH.	16,700,000	8,000,000
		STATE AUDIT DEPARTMENT		
		FINES AND FEES		
1	4110000/410200			
1	4110007/410201	Revelual Fees	80,000	60,000
1	4110007/410202	Registration of External Auditors	75,000	75,000
		TOTAL: AUDIT DEPARTMENT	155,000	135,000

ESTIMATE OF ANAMBRA STATE OF NIGERIA 2013

REVENUE ESTIMATES BY MINISTRIES/NON-MINISTERIALS DEPARTMENT

Fund Code	Org/Sub/Sub-Sub Org/Financial Classification code	REVENUE ITEMS	2013 Estimates N	2012 Estimates N
1	4910000/410300	LOCAL GOVERNMENT AUDIT FINES AND FEES		
1	4910005/410301	Local Government Audit Fees	800,000	1,000,000
1	4910005/410302	Registration of External Auditors	200,000	200,000
		TOTAL LOCL GOVT. AUDIT	1,000,000	1,200,000
1	4210000/411000	CIVIL SERVICE COMMISSION FINES AND FEES		
1	4210004/411001	Civil Service Entrance Examination Fees	30,000	20,000
		TOTAL: CIVIL SERVICE COMMISSION	30,000	20,000
1	4410000/411500	JUDICIARY FINES AND FEES		
1	4410007/411501	Court Fines (High Court and Magistrate Court)	5,000,000	4,500,000
1	4410007/411502	Court Fines and Traffic Offences	500,000	140,000
1	4410007/411503	Court Fines: Customary Courts	400,000	500,000
1	4410007/411504	Court Fees (High Court and Magistrate Court)	50,000,000	35,000,000
1	4410007/411505	Probate Fees	65,000,000	40,000,000
		TOTAL: JUDICIARY	120,900,000	80,140,000
1	4420000/413000	CUSTOMARY COURT FINES AND FEES		
1	4420003/413001	Court Fine	500,000	500,000
1	4420003/413002	Court fees	3,500,000	4,500,000
		TOTAL CUSTOMARY COURT	4,000,000	5,000,000

ESTIMATE OF ANAMBRA STATE OF NIGERIA 2013

REVENUE ESTIMATES BY MINISTRIES/NON-MINISTERIALS DEPARTMENT


Fund Code	Org/Sub/Sub-Sub Org/Financial Classification code	REVENUE ITEMS	2013 Estimates N	2012 Estimates N
		MINISTRY OF TRANSPORT		
		TAXES		
1	4710000/400400			
1	4710003/400401	Commercial Road users Tax	120,000,000	115,000,000
		FINES AND FEES		
1	4710003/411801	Container Levy	6,060,000	6,000,000
1	4710003/411802	Passengers Manifest	100,000	100,000
1	4710003/411803	Diesel Oil Lubriant /stores	10e	10e
1	4710003/411804	Registration of Lubricant Dealers	10e	500,000
1	4710003/411805	Registration of Mech. Repair Workshop	1,000,000	10e
1	4710003/411806	Petroleum Products Levy	10e	10e
1	4710003/411807	Registration of Spare Parts Stores	550,000	10e
1	4710003/411808	Hackney Permit	65,240,000	10e
1	4710003/411809	Registration of Commercial Buses	2,000,000	3,000,000
1	4710003/411810	Decongestion, Loading and Off Loading	4,000,000	4,000,000
1	4710003/411811	V.I.O. Function/Duties	1,000,000	1,000,000
1	4710003/411812	Registration of Taxis	2,000,000	2,000,000
1	4710003/411813	Information Communication Technologies	10e	10e
1	4710003/411814	VSAT Intallation Permit	10e	10e
1	4710003/411815	Cyber Café Operation Permit	10e	150,000
1	4710003/411816	Installation/Monitoring of telecom Mast	10e	100,000
1	4710003/411817	Okada Riders Permit	3,000,000	2,600,000
1	4710003/411818	Marine Transport Fees	20,000	200,000
1	4710003/411821	Motor Park Fees	550,000,000	500,000,000

ESTIMATE OF ANAMBRA STATE OF NIGERIA 2012

REVENUE ESTIMATES BY MINISTRIES/NON-MINISTERIALS DEPARTMENT

	Org/Sub-Sub-Sub Org/Financial Classification code	REVENUE ITEMS	2012 Estimates	2012 Estimates
			N	N
1	4710000/400400	MINISTRY OF TRANSPORT		
1	4710003/411819	Mobile Promotion Advert/Trading Permit	-	-
1	4710003/411820	Bill Board Erection/Installation Permit	-	-
		TOTAL: MINISTRY OF TRANSPORT	754,970,000	519,650,000
1	4810000/412900	MINISTRY OF HOUSING FINES AND FEES		
1	4810003/412901	Registration of Contractors	3,000,000	-
1	4810003/412902	Annual Renewal of Contractors	1,000,000	1,000,000
1	4810003/412903	Hydraform Fees	2,500,000	3,800,000
1	4810003/412904	Tender Fees	3,000,000	3,600,000
		TOTAL: MINISTRY OF HOUSING	9,500,000	8,400,000

179



APPENDIX

ESTIMATES OF ANAMBRA STATE OF NIGERIA, 2013

APPENDIX 'A'

TABLE SHOWING CONTROL OF THE VARIOUS ORGANISATIONS/FINANCIAL REVENUE CODES OF THE RECURRENT ESTIMATES, 2013

Org/Sub/Sub-Sub Org/ Financial Classification Codes		Controlling Officer
2930000/400101- 400117 2510000/400201 - 400202 2910000/400301	Taxes	Chairman/Chief Executive, Board of Internal Revenue Commissioner, Ministry of Agriculture Commissioner for Finance
2010000/410101 4110007/410201 - 410202 2930006/410401 - 410406 2510007/410501 - 410504 3320003/410601 - 410603 2810003/410701 - 410708 3710003/410801 2840003/410901 - 410905 4210003/411001 2910003/411101 - 411102 2710003/411201 - 411213 2720003/411301 - 411312 3110003/411401 - 411406 4410003/411501 - 411505 2610003/411601 - 411610 3410003/411701 - 411701 4710003/411801 - 411820 3210003/411901 - 411917 2820003/412001 - 412015 3810007/412201 - 412205	Fines and Fees	Principal Secretary to the Executive Governor, Government House Auditor-General, State Audit Chairman/Chief Executive, Board of Internal Revenue Commissioner, Ministry of Agriculture Director, Forestry Department Commissioner, Ministry of Education Commissioner, Ministry of Youth and Sports Chairman, Post Primary School Services Commission Chairman, Civil Service Commission Commissioner, Ministry of Finance Commissioner, Ministry of Health Hospital Administrator, Health Management Board Attorney-General/Commissioner, Ministry of Justice Chief Registrar, Judiciary Commissioner, Ministry of Commerce, Industry and Tourism Commissioner, Ministry of Works Commissioner, Ministry of Transport Commissioner and Ministry of Lands, Survey and Urban Planning Director, Examination Development Centre Commissioner, Ministry of Public Utilities, Rural Dev. and Community Development
3610003/412301 - 412307 3310003/412401 - 412405 4010003/412501 2410003/412601 - 412602 3510003/412701 3910003/412801 - 412811 4810003/412901 - 412904 4420003/413001 - 413002 2110003/414001 - 414002 4910000/410301 - 410302		Commissioner, Ministry of Women Affairs and Social Development Commissioner, Ministry of Environment Commissioner, Ministry of Science and Technology HOS - Office of the Head of Service Permanent Secretary, Ministry of Economic, Planning and Budget Commissioner, Ministry of Local Government and Chieftaincy Matters Commissioner, Ministry of Housing Chief Registrar, Customary Court of Appeal Permanent Secretary, Deputy Governor's Office Auditor-General, Local Government Audit
2930006/420101 - 420110 2510007/420201	Licences	Chairman/Chief Executive, Board of Internal Revenue Commissioner, Ministry of Agriculture

ESTIMATES OF ANAMBRA STATE OF NIGERIA, 2013

APPENDIX 'A' - continued

TABLE SHOWING CONTROL OF THE VARIOUS ORGANISATION/FINANCIAL REVENUE CODES OF THE RECURRENT ESTIMATES, 2013

Org/Sub/Sub - Sub Org Financial Classification Codes	Controlling Officer
3320003/420301 - 420302	Director, Forestry Department
2610003/420401	Commissioner, Ministry of Commerce, Industry and Tourism
3210003/420501	Commissioner and Ministry of Lands, Survey and Urban Dev.
2710003/420601	Commissioner, Ministry of Health
3010003/420701	Commissioner, Ministry of Information and Culture
3610003/420801	Commissioner, Ministry of Women Affairs and Social Development
2010003/430101	Earnings and Sales
3210003/430201 - 430202	Principal Secretary to the Executive Governor, Government House
2310003/430301 - 430303	Commissioner, Ministry of Lands, Survey and Urban Development Secretary to the State Government, Office of the Secretary to the State Government
2330003/430401 - 430302	Liaison Officer, Anambra State Liaison Offices (Lagos and Abuja)
2510003/430501 - 430519	Commissioner, Ministry of Agriculture
3320003/430601	Director, Forestry Department
2810003/430701 - 430702	Commissioner, Ministry of Education
2840003/430801 - 430804	Chairman, Post Primary School Service Commission
2910003/430901 - 430903	Commissioner, Ministry of Finance
2930003/431001 - 431002	Chairman/Chief Executive, Board of Internal Revenue
3010003/431101 - 431109	Commissioner, Ministry of Information and Culture
2610003/431201 - 431205	Commissioner, Ministry of Commerce and Industry
3020003/431301 - 431303	Government Printer, Printing and Stationery Department
3110003/431401	Attorney-General/Commissioner, Ministry of Justice
3610003/431501 - 431508	Commissioner, Ministry of Youth and Sports
3710003/431601 - 431603	Commissioner, Ministry of Women Affairs and Social Development
3510003/431801	Commissioner, Ministry of Planning and Budget
3410003/431701 - 431603	Commissioner, Ministry of Works
3210003/440101 - 440108	Rent on Commissioner, Ministry of Lands, Survey and Urban Development
2910003/450001	Government Property
2910003/450101	Interest
2920003/450201	Dividends
46000	Repayment
2410003/460101	Re-imbusement
	Group Personnel
	Accident Insurance
	Scheme
2920003/460201	Initial/Monthly
	Pensions and Gratuities
3410003/460301 - 460303	Office of the Accountant-General's Officer Commissioner, Ministry of Works

ESTIMATES OF ANAMBRA STATE OF NIGERIA, 2013

APPENDIX 'A' - *continued*

TABLE SHOWING CONTROL OF THE VARIOUS ORGANISATION/FINANCIAL REVENUE CODES OF THE RECURRENT ESTIMATES, 2013

Org/Sub/Sub - Sub Org Financial Classification Codes	Miscellaneous	Controlling Officer
470000	Miscellaneous	
2920003/470101 - 470110 2920003/480101	State Share of Federation Account	Office of the Accountant-General Commissioner, Ministry of Finance

ESTIMATES OF ANAMBRA STATE OF NIGERIA, 2013

APPENDIX 'B'

TABLE SHOWING CONTROL OF THE VARIOUS ORGANISATION CODES OF THE RECURRENT ESTIMATES, 2013

Organisation Codes	Controlling Officer
2010000	Principal Secretary to the Executive Governor, Government House
2010000	Commissioner, Special Duties
2110000	Deputy Governor, Deputy Governor's Office
2210000	Clerk of the House, Legislature
2310000	Secretary to the State Government
2320000	Permanent Secretary, Abuja Liaison Office
2330000	Senior Special Assistant, Lagos Liaison Office
2410000	Head of Service, Office of the Head of Service
2510000	Commissioner, Ministry of Agriculture
2610000	Commissioner, Ministry of Commerce and Industry
2710000	Commissioner, Ministry of Health
2720000	Hospital Administrator, Hospital Management Board
2810000	Commissioner, Ministry of Education
2820000	Director, Examination Development Centre
2840000	Chairman, Post Primary School Services Commission
2910000	Commissioner, Ministry of Finance
2920000	Accountant-General, Accountant-General's Office
2930000	Chairman/Chief Executive, Board of Internal Revenue
3010000	Commissioner, Ministry of Information, Culture and Tourism
3020000	Government Printer, Government Printing and Stationery Department
3110000	Attorney-General/Commissioner, Ministry of Justice
3210000	Ministry of Lands, Survey and Urban Planning
3310000	Ministry of Environment
3320000	Director Forestry Department
3410000	Commissioner, Ministry of Works
3510000	Permanent Secretary, Ministry of Economic Planning and Budget
3610000	Commissioner, Ministry of Women Affairs and Social Development
3710000	Commissioner Ministry of Youth and Sports
3810000	Commissioner, Public Utilities And Rural Development
3910000	Commissioner, Ministry of Local Government and Chieftancy Matters
4010000	Commissioner Ministry of Science and Technology
4110000	State Auditor-General
4210000	Chairman, Civil Service Commission
4410000	Chief Registrar Judiciary
4420000	Chief Registrar Customary Court of Appeal
4510000	Executive Secretary Judicial Service Commission
4610000	Chairman, State Independent Electoral Commission
4710000	Commissioner, Ministry of Transport
4810000	Commissioner Ministry of Housing
4910000	Local Government Auditor-General,

ESTIMATES OF ANAMBRA STATE OF NIGERIA, 2013

APPENDIX 'B' - *continued*

TABLE SHOWING CONTROL OF THE VARIOUS ORGANISATION/FINANCIAL CODES OF THE CONSOLIDATED REVENUE FUNDS CHARGES, 2013

Organisations/Financial Classification Codes	Controlling Officer
2920000/060101 - 060106	Office of the Accountant-General
2010000/060201 - 060202	Executive Governor's Office
2110000/060202	Deputy Governor's Office
4110000/060203	State Auditor-General
4210000/060205	Civil Service Commission
4310000/060206	Local Government Service Commission
4510000/060207	Judicial Service Commission
4610000/060208	State Independent Electoral Commission
4910000/060204	Local Government Auditor-General
2910000/060301 - 060308	Commissioner, Ministry of Finance
2920000/080001	Office of the Accountant-General

ESTIMATES OF ANAMBRA STATE OF NIGERIA, 2013
CAPITAL EXPENDITURE

APPENDIX 'C'

TABLE SHOWING CONTROL OF THE CAPITAL RECEIPTS

Organisation/Financial Classification Codes	Description	Controlling Officer
2910000/320000	Internal and External Loan	Commissioner, Ministry of Finance
2910000/340000	Refund and Re-imburement on Capital Expenditure from F.G.N., Paris Club Excess Crude	Commissioner, Ministry of Finance.
2910000/360000	Fund Raising and Miscellaneous Activities	Commissioner, Ministry of Finance
2920000/310001 - 310008	Internal/External Grants	Office of the Accountant-General
2920000/350000	Value Added Tax	Office of the Accountant-General
2920000/300000	Contribution to Capital	Office of Accountant-General
3310000/330000	Ecology from F.G.N.	Commissioner, Ministry of Environment

ESTIMATES OF ANAMBRA STATE OF NIGERIA, 2013
CAPITAL EXPENDITURE

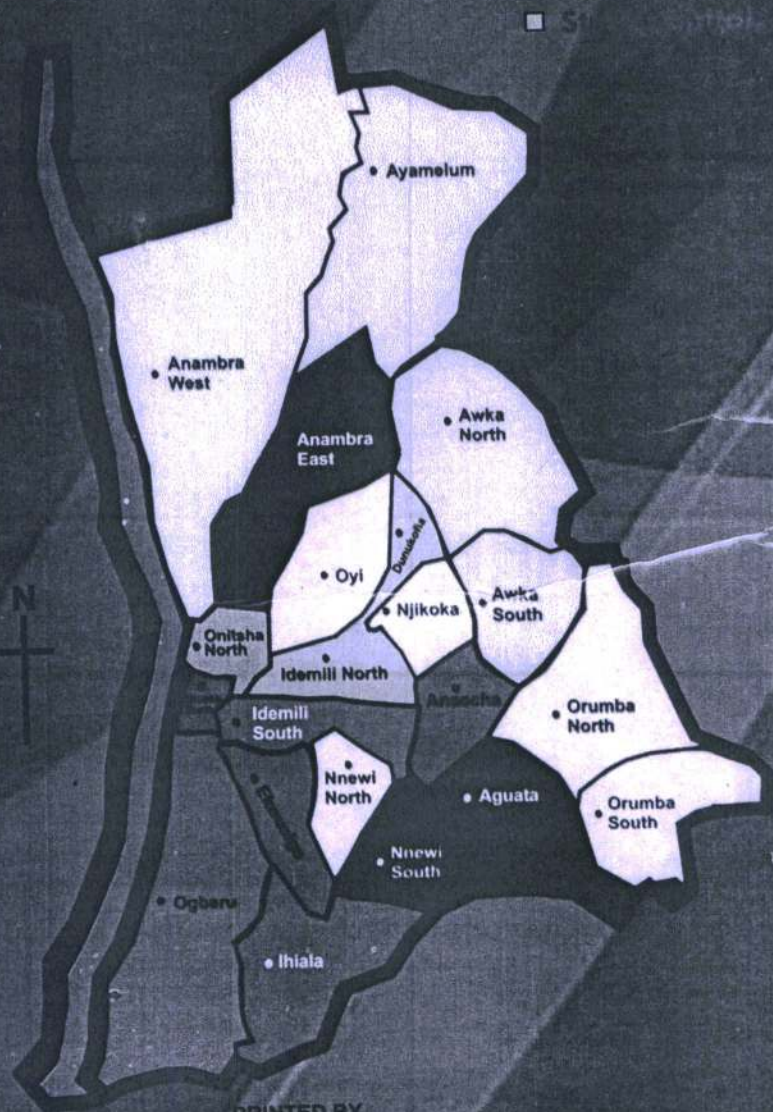
APPENDIX 'D'

TABLE SHOWING CONTROL OF THE CAPITAL EXPENDITURE VOTES

Organisation/Financial Classification Codes	Description	Controlling Officer
2510000/211200	Agriculture (Crops)	Commissioner, Ministry of Agriculture
2510000/211400	Livestock and Veterinary	Commissioner, Ministry of Agriculture
2510000/211500	Fisheries	Commissioner, Ministry of Agriculture
2520000/211200	A.D.P.	Commissioner, Ministry of Agriculture
2610000/212200	Commerce and Industry	Commissioner, Ministry of Commerce and Industry
2710000/212400	Health	Commissioner, Ministry of Health
2801000/212400	Education	Commissioner, Ministry of Education
2910000/212300	Finance	Commissioner, Ministry of Finance, Accountant-General Chairman, Board of Internal Revenue
3010000/214100	Information and Culture	Commissioner, Ministry of Information and Culture
3210000/233200	Lands, Survey and Urban Development	Commissioner, Ministry of Lands, Survey and Urban Development
3310000/213100	Environmental Health	Commissioner, Ministry of Environment
3310000/221100	Environment	Commissioner, Ministry of Environment,
3320000/211500	Forestry	Commissioner, Ministry of Environment
3410000/214300	Land, Transport (Roads and Bridges)	Commissioner, Ministry of Works,
3610000/221200	Women Affairs and Social Development	Commissioner, Ministry of Women Affairs and Social Welfare
3701000/216100	Youth and Sports	Commissioner, Ministry of Youth and Sports
3810000/212400	Rural Electrification	Commissioner, Ministry of Public Utilities, Rural Development and Community Development
3810000/221200	Water Supply	Commissioner, Ministry of Public Utilities, Rural Development and Community Development
3810000/222200	Community Development	Commissioner, Ministry of Public Utilities, Rural Development and Community Development
4010000/212401	Science and Technology	Commissioner Ministry of Science and Technology
4810000/221200	Housing	Commissioner, Ministry of Housing
467090201	General Administration	
2010000/241300		Government House
2110000/241300		Deputy Governor's Office
2210000/241200		State House of Assembly
2310000/241300		Secretary to the State Government
2410000/241300		Head of Service
3110000/241300		Attorney-General, Ministry of Justice
3510000/241300		Ministry of Economic Planning and Budget
3910000/241300		Ministry of Local Government and Chieftaincy Matters
4110000/241300		Auditor-General, State
4210000/241300		Civil Service Commission
4410000/241100		The Chief Registrar, Judiciary
4420000/241100		Registrar, Customary Court of Appeal
4510000/241100		Judicial Service Commission
4610000/241300		Chairman, State Independent Electoral Commission
4910000/241300		Auditor-General, Local Government

APPROVED

MAP OF ANAMBRA STATE SHOWING
21 LOCAL GOVERNMENT AREAS



PRINTED BY
THE GOVERNMENT PRINTER
AWKA
WT 20/0613/1000