




KWARA STATE OF NIGERIA



MOMU DRO ROAD NEWLY COMMISSIONED



COMMISSIONING OF DUKA ROAD



GAMON -AFON ROAD NOW

REPAIRING OF DUKA ROAD NOW

REVISED RECURRENT & CAPITAL ESTIMATES 2015

PRICE: N3,500



KWARA STATE REVISED ESTIMATES 2015

TABLE OF CONTENTS

Recurrent Summary of the Summaries-----	1-2
Summary of Total Revenue Budget by Type/Nature-----	3-4
Summary of Recurrent Revenue Ministry by Ministry -----	5-6
Summary of Recurrent Expenditure -----	7-15
Summary of Capital Receipt Aids & Grants, Loans and other Capital Receipt -----	16
Summary of Capital Expenditure – Aids & Grants and External Loan-----	17
Summary Capital Expenditure-Non Aids and Grants -----	18-19
Summary Capital Expenditure – COFOG -----	20-21
Summary Capital Expenditure-Aids & Grants and Non-Aids & Grants COFOG -----	22
Summary COFOG-----	23
Government House -----	24-26
Deputy Governor's office -----	27-29
Governor's Office -----	30-39
The Legislature (House of Assembly) -----	40-46
Ministry of Information & Communication -----	47-53
Office of Head of Service -----	54-60
State Audit Department -----	61-64
Local Government Audit Depart. -----	65-72
Civil Service Commission -----	73-75
Local Government Service Commission -----	76-78
State Independent Elect. Commission -----	79-80
Ministry of Agric. & Natural Resources -----	81-91
Ministry of Finance -----	92-99
Kwara State Internal Revenue Service (KS-IRS)-----	100-101

Kwara State Board of Internal Revenue -----	102-104
Ministry of Commerce & Cooperative -----	105 - 113
Ministry of Energy -----	114-122
Ministry of Industry & Solid Minerals -----	123-129
Ministry of Works and Transport -----	130-136
Ministry of Social Development, Cultures & Tourism -----	137-144
Ministry of Planning & Economic Development -----	145-156
State Bureau of Statistic -----	156-163
Fiscal Responsibility Commission -----	164 -166
Ministry of Water Resources -----	167 -174
Ministry of Housing & Urban Development -----	175-182
Office of Surveyor General -----	183 -186
Bureau of Lands -----	187-192
Judicial Service Commission -----	193-195
Ministry of Justice -----	196 -202
High Court of Justice -----	203 -206
Sharia Court of Appeal -----	207-210
Ministry of Sports & Youth Development -----	211 -216
Ministry of Women Affairs -----	217-223
Ministry of Education and Human Capital Development -----	224 -232
Agency for Mass Education -----	233 -236
Teaching Service Commission -----	237 -239
Ministry of Tertiary Education -----	240 -247
Scholarship Board -----	248 -250
Ministry of Health -----	251 -259
Kwara State Hospitals Management Bureau -----	260-261
Primary Health Care Development Agency -----	262-264
Ministry of Environment & Forestry -----	265 -272
Ministry of Local Government & Chieftaincy Affairs -----	273 -278

KWARA STATE REVISED ESTIMATES, 2015
SUMMARY OF THE SUMMARIES - BASED ON FUNCTION (COFOG)

	Details of Receipts	Approved Estimates 2015	Expected 8 Months Estimate 2015	Actual Receipt as at August 2015	Expected Estimate for the next 4 Months (Sept.-Dec.) 2015	Revised Estimates 2015
1	2	3	4	5	6	7
1	RECURRENT REVENUE					
11010101	Statutory Allocation	33,617,667,327	22,411,778,218	17,326,408,646	9,173,591,354	26,500,000,000
11010201	Value Added Tax	7,650,000,000	5,100,000,000	5,061,796,790	2,538,203,210	7,600,000,000
11010303	Non-Oil Revenue	2,855,998,232	1,903,998,821	3,520,959,255	1,211,451,112	4,732,410,367
11010304	FGN Salary Bailout Credit Facility	-	-	-	4,320,950,000	4,320,950,000
11010305	Expected 2nd Tranche FG Salary bailout	-	-	-	6,000,000,000	6,000,000,000
12000000	Independent Revenue	16,521,518,356	11,014,345,571	5,269,469,370	4,978,028,533	10,247,497,903
	Sub-Total	60,645,183,915	40,430,122,610	31,178,634,061	28,222,224,209	59,400,858,270
20000000	Less Recurrent Expenditure	58,297,623,577	38,865,082,385	29,541,502,766	27,683,869,772	57,225,372,538
14010101	Budget Surplus from Recurrent Revenue	2,347,560,338	1,565,040,225	1,637,131,295	538,354,437	2,175,485,732
	CAPITAL RECEIPTS					
13010000	Aid and Grants	18,105,290,724	12,070,193,816	11,969,750,482	11,603,757,324	23,573,507,806
14010000	Capital Development Fund Receipts	13,689,871,704	9,126,581,136	19,923,210	4,684,518,320	4,704,441,530
14030100	2015-2022 N23 Billion Bond Issue (7 years Bond)	23,000,000,000	15,333,333,333	-	20,000,000,000	20,000,000,000
14030301	Domestic Loan from Financial Institution	7,000,000,000	4,666,666,667	-	-	-
14030302	CBN Excess Crude Account on lending facility to State Governments (20 years Loan facility)	-	-	-	10,000,000,000	10,000,000,000
	Sub-Total	61,795,162,428	41,196,774,952	11,989,673,692	46,288,275,644	58,277,949,336
14010101	Budget Surplus from Recurrent Revenue	2,347,560,338	1,565,040,225	1,637,131,295	538,354,437	2,175,485,732
	Total Capital Receipt	64,142,722,766	42,761,815,177	13,626,804,987	46,826,630,081	60,453,435,068
10000000	Total Revenue (Recurrent + Capital Receipt)	122,440,346,343	81,626,897,562	43,168,307,753	74,510,499,853	117,678,807,606
2	EXPENDITURE					
22060000	Recurrent Debt: (Public Debt Charges)					
22060011	Internal Loans Repayment	6,064,085,081	4,042,723,387	4,656,815,263	-	4,656,815,263
22060012	Contractual payment due Financial Year 2015 (Local Debts Servicing for Completed Projects)	702,500,000	468,333,333	360,551,769	239,448,231	600,000,000
22060013	Bond Repayment (Bond Issue Cost + Repayment for 2015)	2,961,898,096	1,974,596,731	-	659,617,232	659,617,232
22060014	FGN Bailout Bond Repayment (Salary) + Expected 2nd Tranche FG Salary bailout Repayment	-	-	-	230,506,836	230,506,836
22060015	FGN Bailout: Bond Repayment (Restructuring of commercial banks 15.6b loan)	-	-	-	824,234,664	824,234,664

KWARA STATE REVISED ESTIMATES, 2015
SUMMARY OF THE SUMMARIES - BASED ON FUNCTION (COFOG)

1	2	3	4	5	6	7
	Details of Receipts	Approved Estimates 2015	Expected 8 Months Estimate 2015	Actual Receipt as at August 2015	Expected Estimate for the next 4 Months (Sept.-Dec.) 2015	Revised Estimates 2015
22060016	CBN Excess Crude Account Loan Facility Repayment	-	-	-	116,700,000	116,700,000
22060020	External Loans Repayment	1,523,749,617	1,015,833,078	879,115,948	460,884,052	1,340,000,000
	Total Debt Servicing (Long & Short Term)	11,252,232,794	7,501,488,529	5,896,482,980	2,531,391,015	8,427,873,995
	Recurrent Non-Debt					
21000000	Personel Cost	12,757,680,515	8,505,120,343	8,535,709,895	4,751,353,768	13,287,063,663
21010103	Statutory Office Holders Salaries	828,000,000	552,000,000	367,101,783	232,898,217	600,000,000
22010100	Pensions and Gratuities	6,000,000,000	4,000,000,000	3,469,496,036	2,850,003,964	6,319,500,000
21010101	Other CRF Charges (Subv., Retained Rev., LG Joint A/C, Salary of Board Members)	9,456,529,551	6,304,353,034	2,600,173,470	3,792,388,153	6,392,561,623
22020000	Overhead Cost	16,503,180,717	11,002,120,478	8,672,538,602	6,925,834,655	15,598,373,257
22030000	Expected 2nd Tranche FG Salary bailout	-	-	-	6,000,000,000	6,000,000,000
22040000	State Support Grants and Contributions - General	1,500,000,000	1,000,000,000	-	600,000,000	600,000,000
	Total Recurrent Expenditure	47,045,390,783	31,363,593,855	23,645,019,786	25,152,478,757	48,797,498,543
20000000	Total Recurrent Expenditure + Long & Short Term Debts	58,297,623,577	38,865,082,385	29,541,502,766	27,683,869,772	57,225,372,538
	Capital Expenditure Based on Functions					
70100	General Public Services	5,266,196,559	3,510,797,706	357,167,344	3,993,919,970	4,351,087,314
70200	Defense	-	-	-	-	-
70300	Public Order and Safety	627,425,000	418,283,333	-	627,425,000	627,425,000
70400	Economic Affairs	28,360,783,123	18,907,188,749	849,682,670	22,852,714,587	23,702,397,257
70500	Environmental Protection	270,491,343	180,327,562	-	189,930,000	189,930,000
70600	Housing and Community Amenities	4,122,549,135	2,748,366,090	258,382,991	1,635,593,810	1,893,976,801
70700	Health	7,960,394,637	5,306,929,758	6,860,414,493	3,672,539,984	10,532,954,477
70800	Recreation Culture and Religion	778,962,110	519,308,073	1,991,980	674,868,930	676,860,910
70900	Education	16,710,920,859	11,140,613,906	5,299,165,509	13,160,887,800	18,460,053,309
71000	Social Protection	45,000,000	30,000,000	-	18,750,000	18,750,000
23000000	Total Capital Expenditure	64,142,722,766	42,761,815,177	13,626,804,987	46,826,630,081	60,453,435,068
	Total Expenditure (Budget Size)	122,440,346,343	81,626,897,562	43,168,307,753	74,510,499,853	117,678,807,606
	Budget Surplus	0	0	-	0	0

KWARA STATE REVISED ESTIMATES, 2015

RECURRENT REVENUE DETAILS

Economic Code No.	Details of Revenue	Approved Estimates	Expected 8 Months Collection	Total Actual Revenue Collection as at 31/08/2015	Expected 4 Months Collection	Revised Estimates
		2015	Jan. - August 2015	2015	Sep. - Dec. 2015	2015
1	2	4	5	6	7	6 + 7 = 8
SUMMARY MINISTRY BY MINISTRY						
11000000	SHARE OF FEDERATION ACCOUNT ALLOCATION	44,123,665,559	29,415,777,039	25,909,164,691	23,244,195,676	49,153,360,367
12000000	INDEPENDENT REVENUE (IGR)					
0220001	MINISTRY OF FINANCE	98,574,123	65,716,082	68,240,251	1,164,319,515	1,232,559,766
0220002	KWARA STATE INTERNAL REVENUE SERVICE (KS-IR)	6,719,060,000	4,479,373,333	2,988,009,638	1,875,597,362	4,863,607,000
0111003	GOVERNOR'S OFFICE	600,000	400,000	592,850	157,150	750,000
0125001	HEAD OF SERVICE	250,000,000	166,666,667	65,947,000	95,800,834	161,747,834
0260001	BUREAU OF LANDS	2,500,000,000	1,666,666,667	543,506,025	668,775,325	1,212,281,350
0253001	MINISTRY OF HOUSING & URBAN DEVT.	1,500,000,000	1,000,000,000	210,812,322	198,273,456	409,085,778
0253002	OFFICE OF THE SURVEYOR GENERAL	22,800,000	15,200,000	8,087,100	6,912,900	15,000,000
0112001	LEGISLATURE	28,993,900	19,329,267	12,021,627	17,457,273	29,478,900
0215001	MINISTRY OF AGRIC. & NAT. RES.	138,621,300	92,414,200	21,763,072	113,157,328	134,920,400
0222001	MINISTRY OF COMMERCE & COOP.	14,130,000	9,420,000	12,639,127	60,400,873	73,040,000
0231001	MINISTRY OF ENERGY	9,400,000	6,266,667	373,923	3,116,667	3,490,590
0535001	MINISTRY OF ENVIRONMENT & FORESTRY	120,000,000	80,000,000	15,503,650	5,483,530	20,987,180
0233001	MINISTRY OF INDUSTRY & SOLID MINERALS	4,950,000	3,300,000	2,280,000	1,141,428	3,421,428
0551001	MINISTRY OF LOCAL GOVT. & CHIEFTAINCY AFFAIRS	1,500,000	1,000,000	0	100,000	100,000
0521001	MINISTRY OF HEALTH	179,026,257	119,350,838	85,549,474	63,170,246	148,719,720
0326001	MINISTRY OF JUSTICE	250,000,000	166,666,667	2,739,000	3,521,000	6,260,000
0123001	MINISTRY OF INFORMATION & COMMUNI.	200,000,000	133,333,333	5,174,000	3,059,000	8,233,000
0234001	MINISTRY OF WORKS & TRANSPORT	55,000,001	36,666,667	12,644,850	6,832,699	19,477,549
0238001	MINISTRY OF PLANNING & ECON. DEV.	2,500,000	1,666,667	0	2,500,000	2,500,000
0236001	MINISTRY OF SOCIAL DEVT., CULTURE & TOURISM	11,405,000	7,603,333	5,049,500	2,490,050	7,539,550
0252001	MINISTRY OF WATER RESOURCES	1,000,000	666,667	240,000	760,000	1,000,000
0514001	MINISTRY OF WOMEN AFFAIRS	370,000	246,667	126,800	243,200	370,000
0326003	SHARIA COURT OF APPEAL	751,000	500,667	483,450	166,100	649,550
0140001	STATE AUDIT DEPT.	500,000	333,333	200,000	300,000	500,000
0517001	DEVELOPMENT	66,940,000	44,626,667	52,145,200	6,928,750	59,073,950
0517002	AGENCY FOR MASS EDUCATION	970,000	646,667	111,500	148,000	259,500

KWARA STATE REVISED ESTIMATES, 2015
RECURRENT REVENUE DETAILS

Economic Code No.	Details of Revenue	Approved Estimates	Expected 8 Months Collection	Total Actual Revenue Collection as at	Expected 4 Months Collection	Revised Estimates
1	2	2015	Jan. - August 2015	31/08/2015	Sept. - Dec. 2015	2015
		4	5	6	7	6 + 7 = 8
SUMMARY MINISTRY BY MINISTRY						
0517010	MINISTRY OF TERTIARY EDUCATION, SCIENCE AND TECHNOLOGY	3,612,500	2,408,333	700,000	1,505,209	2,205,209
0326002	JUDICIARY (HIGHT COURT)	24,050,000	16,033,333	4,290,918	3,536,479	7,827,397
0140002	LOCAL GOVERNMENT AUDIT	32,300,000	21,533,333	200,000	32,100,000	32,300,000
0513011	MINISTRY OF SPORT & YOUTH DEV.	682,000	454,667	226,000	229,000	455,000
0238002	BUREAU OF STATISTICS	400,000	266,667	0	100,000	100,000
	SUB-TOTAL:- MDAs	12,238,136,081	8,158,757,387	4,119,657,277	4,338,283,374	8,457,940,651
12021400	PARASTATALS	4,283,382,275	2,855,588,183	1,149,812,093	639,745,159	1,789,557,252
	TOTAL:- MDAs & PARASTATALS	16,521,518,356	11,014,345,571	5,269,469,370	4,978,028,533	10,247,497,903
	SUB-TOTAL FACC & IGR	60,645,183,915	40,430,122,610	31,178,634,061	28,222,224,209	59,400,858,270
OTHER REVENUE SOURES (CAPITAL RECEIPT)						
13010000	Aids and Grants	18,105,290,724	12,070,193,816	11,969,750,482	11,603,757,324	23,573,507,806
14010000	Capital Development Fund Receipts	13,689,871,704	9,126,581,136	19,923,210	4,684,518,320	4,704,441,530
14030100	2015-2022 ₦23 Billion Bond Issue (7 Years Bond)	23,000,000,000	15,333,333,333	0	20,000,000,000	20,000,000,000
14030301	Domestic Loan from Financial Institution	7,000,000,000	4,666,666,667	0	0	0
14030302	CBN Excess Crude Account on lending facility to State Govern	0	0	0	0	0
	SUB-TOTAL CAPITAL RECEIPT	61,795,162,428	41,196,774,952	11,989,673,692	46,288,275,644	58,277,949,336
14010101	Budget Surplus From Recurrent Transfer	2,347,560,338	1,565,040,225	1,637,131,295	538,354,437	2,175,485,732
	Total Capital Receipt	64,142,722,766	42,761,815,177	13,626,804,987	46,826,630,081	60,453,435,068
	GRAND TOTAL:- MINISTRIES, PARASTATALS, FED. REV. ALLOCATION & CAPITAL RECEIPTS	122,440,346,343	81,626,897,562	43,168,307,753	74,510,499,853	117,678,807,606

KWARA STATE REVISED ESTIMATES, 2015

RECURRENT REVENUE DETAILS

Economic Code No.	Details of Revenue	Approved Estimates	Expected 8 Months Collection	Total Actual Revenue Collection as at	Expected 4 Months Collection	Revised Estimates
1	2	2015	Jan. - August 2015	31/08/2015 2015	Sept. - Dec. 2015	2015
		4	5	6	7	6 + 7 = 8
SUMMARY OF TOTAL REVENUE BUDGET BY TYPE/NATURE						
11000000	SHARE OF FEDERATION ACCOUNT ALLOCATION					
11010101	STATUTORY ALLOCATION	33,617,667,327	22,411,778,218	17,326,408,646	9,173,591,354	26,500,000,000
11010201	STATE GOVT. SHARE OF VAT	7,650,000,000	5,100,000,000	5,061,796,790	2,538,203,210	7,600,000,000
11010303	STATE GOVT. SHARE OF EXCESS CRUDE ACCOUNT	2,855,998,232	1,903,998,821	3,520,959,255	1,211,451,112	4,732,410,367
11010304	FGN SALARY BAILOUT CREDIT FACILITY	0	0	0	4,320,950,000	4,320,950,000
11010305	EXPECTED 2ND TRANCHE FG SALARY BAILOUT	0	0	0	6,000,000,000	6,000,000,000
	SUB-TOTAL (FACC)	44,123,665,559	29,415,777,039	25,909,164,691	23,244,195,676	49,153,360,367
12000000	INDEPENDENT REVENUE					
12010100	TAXES	6,457,500,000	4,305,000,000	2,820,676,893	1,718,030,107	4,538,707,000
12010200	COPORATE TAXES	0	0	0	0	0
12020100	LICENCES - GENERAL	130,904,500	87,269,667	73,752,320	42,840,780	116,593,100
12020200	MINING RENTS	0	0	0	0	0
12020300	ROYALTIES	0	0	0	0	0
12020400	FEES - GENERAL	2,913,265,299	1,942,176,866	342,213,417	335,802,220	678,015,637
12020500	FINES - GENERAL	5,000,000	3,333,333	3,866,820	1,852,350	5,719,170
12020600	SALES - GENERAL	942,031,698	628,021,132	287,564,344	417,941,508	705,505,852
12020700	EARNINGS - GENERAL	1,650,278,161	1,100,185,441	535,028,465	574,475,374	1,109,503,839
12020800	RENTS ON GOVERNMENT PROPERTY	13,510,000	9,006,667	10,065,593	66,523,964	76,589,557
12020900	RENT ON LAND & OTHERS - GENERAL	0	0	0	0	0
12021000	RE-PAYMENT - GENERAL	50,646,423	33,764,282	15,863,122	1,170,608,303	1,186,471,425
12021100	INVESTMENT INCOME - GENERAL	75,000,000	50,000,000	30,626,303	10,208,768	40,835,071
12021200	INTEREST EARNED	0	0	0	0	0
12021300	RE-IMBURSEMENT - GENERAL/MISCELLANEOUS	0	0	0	0	0
12021400	RETAINED FROM PARASTATALS	4,283,382,275	2,855,588,183	1,149,812,093	639,745,159	1,789,557,252
	SUB-TOTAL:- INDEPENDENT REV.	16,521,518,356	11,014,345,571	5,269,469,370	4,978,028,533	10,247,497,903
	SUB-TOTAL:- FACC & INDEPENDENT REV.	60,645,183,915	40,430,122,610	31,178,634,061	28,222,224,209	59,400,858,270
	OTHER REVENUE SOURES (CAPITAL RECEIPT)					
13010000	Aid and Grants	18,105,290,724	12,070,193,816	11,969,750,482	11,603,757,324	23,573,507,806

KWARA STATE REVISED ESTIMATES, 2015
RECURRENT REVENUE DETAILS

Economic Code No.	Details of Revenue	Approved Estimates	Expected 8 Months Collection	Total Actual Revenue Collection as at	Expected 4 Months Collection	Revised Estimates
1	2	2015	Jan. - August 2015	31/08/2015	Sept. - Dec. 2015	2015
		4	5	6	7	6 + 7 =8
SUMMARY OF TOTAL REVENUE BUDGET BY TYPE/NATURE						
14010000	Capital Development Fund Receipts	13,689,871,704	9,126,581,136	19,923,210	4,684,518,320	4,704,441,530
14030100	2015-2022 ₦23 Billion Bond Issue (7 Years Bond)	23,000,000,000	15,333,333,333	0	20,000,000,000	20,000,000,000
14030301	Domestic Loan from Financial Institution	7,000,000,000	4,666,666,667	0	0	0
14030302	CBN Excess Crude Account on lending facility to State Govern	0	0	0	10,000,000,000	10,000,000,000
	SUB-TOTAL CAPITAL RECEIPT	61,795,162,428	41,196,774,952	11,989,673,692	46,288,275,644	58,277,949,336
14010101	Budget Surplus From Recurrent Transfer	2,347,560,338	1,565,040,225	1,637,131,295	538,354,437	2,175,485,732
	Total Capital Receipt	64,142,722,766	42,761,815,177	13,626,804,987	46,826,630,081	60,453,435,068
	GRAND TOTAL:- MINISTRIES, PARASTATALS, FED. REV. ALLOCATION & CAPITAL RECEIPTS	122,440,346,343	81,626,897,562	43,168,307,753	74,510,499,853	117,678,807,606

KWARA STATE REVISED ESTIMATES, 2015
RECURRENT EXPENDITURE
SUMMARY

ADMIN/ECON OMIC CODE	ORGANISATION NAME	APPROVED ESTIMATES	EXPECTED 8 MONTHS EXPENDITURE	ACTUAL EXPENDITURE CASH BACKED AS AT 31/8/2015	EXPENDITURE FOR THE NEXT 4 MONTHS (SEPTEMBER - DECEMBER)	REVISED ESTIMATES
		2015	2015	2015	2015	2015
1	2	3	4	5	6	7
		₦	₦	₦	₦	₦
20000000	RECURRENT EXPENDITURE					
01	ADMINISTRATION SECTOR					
TOTAL FOR CODE	Government House	3,996,424,964	2,664,283,309	2,566,873,913	1,458,104,158	4,024,978,071
0111001						
21	PERSONNEL COST	2,023,119	1,348,746	1,069,428	534,714	1,604,142
2202	OVERHEAD COST	3,994,401,845	2,662,934,563	2,565,804,485	1,457,569,444	4,023,373,929
TOTAL FOR CODE	Deputy Governor's Office	285,196,667	190,131,111	128,099,150	122,871,539	250,970,689
0111002						
21	PERSONNEL COST	0	0	0	0	
2202	OVERHEAD COST	285,196,667	190,131,111	128,099,150	122,871,539	250,970,689
TOTAL FOR CODE	Governor's Office	1,963,196,355	1,308,797,570	304,378,341	885,935,322	1,190,313,663
0111003						
21	PERSONNEL COST	21,393,777	14,262,518	11,343,118	5,691,559	17,034,677
2202	OVERHEAD COST	1,941,802,578	1,294,535,052	293,035,223	880,243,763	1,173,278,986
21010103	Salaries for Public Officers	828,000,000	552,000,000	367,101,783	232,898,217	600,000,000
21010104	Salaries of Parastatal Board Members	142,800,000	95,200,000	25,720,000	29,280,000	55,000,000
TOTAL FOR CODE	The Legislature (House of Assembly)	1,120,087,180	746,724,787	550,632,143	539,455,038	1,090,087,181
0112001						
21	PERSONNEL COST	200,000,000	133,333,333	102,662,642	67,337,358	170,000,000
2202	OVERHEAD COST	920,087,180	613,391,453	447,969,501	472,117,680	920,087,181
TOTAL FOR CODE	Ministry of Information & Communcation	110,746,380	73,830,920	55,620,287	35,539,143	91,159,430
0123001						
21	PERSONNEL COST	79,049,972	52,699,981	52,791,287	25,595,643	78,386,930
2202	OVERHEAD COST	31,696,408	21,130,939	2,829,000	9,943,500	12,772,500

KWARA STATE REVISED ESTIMATES, 2015
RECURRENT EXPENDITURE
SUMMARY

ADMIN/ECONOMIC CODE	ORGANISATION NAME	APPROVED ESTIMATES	EXPECTED 8 MONTHS EXPENDITURE	ACTUAL EXPENDITURE CASH BACKED AS AT 31/8/2015	EXPENDITURE FOR THE NEXT 4 MONTHS (SEPTEMBER - DECEMBER)	REVISED ESTIMATES
1	2	3	4	5	6	7
		2015	2015	2015	2015	2015
		₦	₦	₦	₦	₦
20000000	RECURRENT EXPENDITURE					
220501	Subsidies to Parastatals					
TOTAL FOR CODE 0125001	Office of Head of Service	152,700,000	101,800,000	82,483,259	69,816,741	152,300,000
21	PERSONNEL COST	1,542,392,660	1,028,261,773	746,822,062	708,420,392	1,455,242,454
2202	OVERHEAD COST	921,043,993	614,029,329	602,963,669	301,681,834	904,645,503
22010101	SOCIAL BENEFITS	621,348,667	414,232,444	143,858,393	408,738,558	550,596,951
22010101	Gratuity	6,000,000,000	4,000,000,000	3,469,496,036	2,850,003,964	6,319,500,000
22010102	Pension	1,800,000,000	1,200,000,000	-	-	-
TOTAL FOR CODE 0140001	State Audit Department	4,200,000,000	2,800,000,000	3,469,496,036	2,850,003,964	6,319,500,000
21	PERSONNEL COST	103,400,208	68,933,472	65,784,782	36,226,591	102,011,373
2202	OVERHEAD COST	51,613,128	34,408,752	36,437,182	17,618,591	54,055,773
TOTAL FOR CODE 0140002	Local Govt. Audit Dept.	51,787,080	34,524,720	29,347,600	18,608,000	47,955,600
21	PERSONNEL COST	61,100,109	40,733,406	34,921,969	25,918,981	60,840,950
2202	OVERHEAD COST	38,850,109	25,900,073	30,028,348	15,514,174	45,542,522
TOTAL FOR CODE 0147001	Civil Service Commission	22,250,000	14,833,333	4,893,621	10,404,807	15,298,428
21	PERSONNEL COST	50,466,600	33,644,400	12,274,675	18,283,503	30,558,178
2202	OVERHEAD COST	3,459,267	2,306,178	2,597,675	1,298,837	3,896,512
TOTAL FOR CODE 0147002	Local Government Service Commission	47,007,333	31,338,222	9,677,000	16,984,666	26,661,666
21	PERSONNEL COST	9,600,000	6,400,000	3,200,000	3,540,000	6,740,000

KWARA STATE REVISED ESTIMATES, 2015

RECURRENT EXPENDITURE

SUMMARY

ADMIN/ECON OMIC CODE	ORGANISATION NAME	APPROVED ESTIMATES	EXPECTED 8 MONTHS EXPENDITURE	ACTUAL EXPENDITURE CASH BACKED AS AT 31/8/2015	EXPENDITURE FOR THE NEXT 4 MONTHS (SEPTEMBER - DECEMBER)	REVISED ESTIMATES
		2015	2015	2015	2015	2015
1	2	3	4	5	6	7
		₦	₦	₦	₦	₦
20000000	RECURRENT EXPENDITURE					
2202	OVERHEAD COST	9,600,000	6,400,000	3,200,000	3,540,000	6,740,000
TOTAL FOR CODE 0148001	State Independent Elect. Commission	7,920,000	5,280,000	1,980,000	3,750,000	5,730,000
21	PERSONNEL COST					
2202	OVERHEAD COST	7,920,000	5,280,000	1,980,000	3,750,000	5,730,000
	TOTAL FOR ADMINISTRATION SECTOR	16,374,031,123	10,916,020,749	8,415,388,400	7,020,043,589	15,435,431,989
02	ECONOMIC SECTOR					
TOTAL FOR CODE 0215001	Ministry of Agric & Natural Resources	372,814,506	248,543,004	222,642,287	133,059,512	355,701,799
21	PERSONNEL COST	319,355,102	212,903,401	205,793,508	103,096,754	308,890,262
2202	OVERHEAD COST	53,459,404	35,639,603	16,848,779	29,962,758	46,811,537
220501	Subsidies to Parastatals	46,000,000	30,666,667	15,333,333	30,666,667	46,000,000
TOTAL FOR CODE 0220001	Ministry of Finance	6,633,119,475	4,422,079,650	4,668,763,598	8,243,897,076	12,912,660,674
21	PERSONNEL COST	545,644,564	363,763,043	359,165,929	179,782,964	538,948,893
2202	OVERHEAD COST	6,087,474,911	4,058,316,607	4,309,597,669	8,064,114,112	12,373,711,781
2204	GRANTS AND CONTRIBUTIONS GENERAL	1,500,000,000	1,000,000,000	-	600,000,000	600,000,000
220501	OTHER CHARGES	16,319,569,121	10,879,712,747	7,375,857,743	3,341,573,504	10,717,431,247
TOTAL FOR CODE 0220002	Kwara State Internal Revenue Service	258,100,000	172,066,667	27,180,000	78,090,000	105,270,000
21	PERSONNEL COST	-	-	-	-	-
2202	OVERHEAD COST	258,100,000	172,066,667	27,180,000	78,090,000	105,270,000

KWARA STATE REVISED ESTIMATES, 2015
RECURRENT EXPENDITURE
SUMMARY

ADMIN/ECON OMIC CODE	ORGANISATION NAME	APPROVED ESTIMATES	EXPECTED 8 MONTHS EXPENDITURE	ACTUAL EXPENDITURE CASH BACKED AS AT 31/8/2015	EXPENDITURE FOR THE NEXT 4 MONTHS (SEPTEMBER - DECEMBER)	REVISED ESTIMATES
1	2	3	4	5	6	7
TOTAL FOR CODE		₦	₦	₦	₦	₦
20000000	RECURRENT EXPENDITURE	2015	2015	2015	2015	2015
0222001	Ministry of Commerce & Cooperative	116,572,748	77,715,165	68,262,124	43,858,562	112,120,686
21	PERSONNEL COST	97,639,656	65,093,104	67,537,124	33,968,562	101,505,686
2202	OVERHEAD COST	18,933,092	12,622,061	725,000	9,890,000	10,615,000
0231001	Ministry of Energy	68,460,050	45,640,034	36,588,843	21,525,043	58,113,886
21	PERSONNEL COST	49,247,713	32,831,809	33,773,420	17,086,710	50,860,130
2202	OVERHEAD COST	19,212,337	12,808,225	2,815,423	4,438,333	7,253,756
220501	Subsidies to Parastatals	38,600,000	25,733,333	16,983,976	21,616,024	38,600,000
0233001	Ministry of Industry & Solid Minerals	26,566,766	17,711,177	11,102,218	9,026,609	20,128,827
21	PERSONNEL COST	14,420,007	9,613,338	10,077,218	5,238,609	15,315,827
2202	OVERHEAD COST	12,146,759	8,097,839	1,025,000	3,788,000	4,813,000
0234001	Ministry of Works and Transport	206,846,546	137,897,697	192,788,464	73,398,731	266,187,195
21	PERSONNEL COST	115,626,647	73,270,574	73,308,797	36,854,398	110,163,195
2202	OVERHEAD COST	91,219,899	64,627,123	119,479,667	36,544,333	156,024,000
220501	Subsidies to Parastatals	92,507,780	61,671,853	28,138,993	64,368,787	92,507,780
0236001	Ministry of Social Development, Culture & Tourism	79,764,822	53,176,548	43,310,467	37,050,233	80,360,700
21	PERSONNEL COST	53,144,822	35,429,881	38,490,467	19,445,233	57,935,700
2202	OVERHEAD COST	26,620,000	17,746,667	4,820,000	17,605,000	22,425,000
220501	Subsidies to Parastatals	36,000,000	24,000,000	19,024,953	16,975,047	36,000,000

KWARA STATE REVISED ESTIMATES, 2015

RECURRENT EXPENDITURE

SUMMARY

ADMIN/ECON OMIC CODE	ORGANISATION NAME	APPROVED ESTIMATES	EXPECTED 8 MONTHS EXPENDITURE	ACTUAL EXPENDITURE CASH BACKED AS AT 31/8/2015	EXPENDITURE FOR THE NEXT 4 MONTHS (SEPTEMBER - DECEMBER)	REVISED ESTIMATES
		2015	2015	2015	2015	2015
1	2	3	4	5	6	7
		₦	₦	₦	₦	₦
20000000	RECURRENT EXPENDITURE					
TOTAL FOR CODE	Ministry of Planning & Economic Development	108,117,836	72,078,557	58,048,851	48,528,159	106,577,010
0238001						
21	PERSONNEL COST	63,774,636	42,516,424	44,010,851	22,705,425	66,716,276
2202	OVERHEAD COST	44,343,200	29,562,133	14,038,000	25,822,734	39,860,734
TOTAL FOR CODE	State Bureau of Statistics	80,217,688	53,478,459	47,126,509	32,589,087	79,715,596
0238002						
21	PERSONNEL COST	62,749,688	41,833,125	45,321,509	22,860,754	68,182,263
2202	OVERHEAD COST	17,468,000	11,645,334	1,805,000	9,728,333	11,533,333
TOTAL FOR CODE	Fiscal Responsibility Commission	13,297,472	8,864,981	6,404,379	4,568,387	10,972,766
0250001						
21	PERSONNEL COST	2,905,472	1,936,981	1,872,360	936,180	2,808,540
2202	OVERHEAD COST	10,392,000	6,928,000	4,532,019	3,632,207	8,164,226
TOTAL FOR CODE	Ministry of Water Resources	58,213,760	38,809,173	36,396,594	31,921,297	68,317,891
0252001						
21	PERSONNEL COST	41,261,760	27,507,840	32,121,594	16,260,797	48,382,391
2202	OVERHEAD COST	16,952,000	11,301,333	4,275,000	15,660,500	19,935,500
220501	Subsidies to Parastatals	90,664,000	60,442,667	21,194,616	69,469,384	90,664,000
TOTAL FOR CODE	Ministry of Housing & Urban Development	167,486,349	111,657,566	115,441,949	70,939,861	186,381,810
0253001						
21	PERSONNEL COST	141,000,000	94,000,000	92,953,875	46,676,937	139,630,812
2202	OVERHEAD COST	26,486,349	17,657,566	22,488,074	24,262,924	46,750,998
220501	Subsidies to Parastatals	2,400,000	1,600,000	400,000	1,000,000	1,400,000

KWARA STATE REVISED ESTIMATES, 2015

RECURRENT EXPENDITURE

SUMMARY

ADMIN/ECON OMIC CODE	ORGANISATION NAME	APPROVED ESTIMATES	EXPECTED 8 MONTHS EXPENDITURE	ACTUAL EXPENDITURE CASH BACKED AS AT 31/8/2015	EXPENDITURE FOR THE NEXT 4 MONTHS (SEPTEMBER - DECEMBER)	REVISED ESTIMATES
		2015	2015	2015	2015	2015
20000000	RECURRENT EXPENDITURE					
1	2	3	4	5	6	7
		N	N	N	N	N
TOTAL FOR CODE 0253002	Office of Surveyor General	49,519,307	33,012,871	35,398,178	17,292,868	52,691,046
21	PERSONNEL COST	22,771,307	15,180,871	11,489,738	5,944,869	17,434,607
2202	OVERHEAD COST	26,748,000	17,832,000	23,908,440	11,347,999	35,256,439
TOTAL FOR CODE 0260001	Bureau of Lands	99,215,317	66,143,544	95,724,356	46,265,716	141,990,072
21	PERSONNEL COST	38,618,930	25,745,953	28,014,958	14,209,479	42,224,437
2202	OVERHEAD COST	60,596,387	40,397,591	67,709,398	32,056,237	99,765,635
03	TOTAL FOR ECONOMIC SECTOR LAW AND JUSTICE SECTOR	26,464,053,543	17,642,702,362	13,142,112,431	13,037,680,554	26,179,792,985
TOTAL FOR CODE 0318001	State Judicial Service Commission	36,622,333	24,414,889	15,878,615	16,141,218	32,019,833
21	PERSONNEL COST	20,000,000	13,333,333	12,407,765	9,112,235	21,520,000
2202	OVERHEAD COST	16,622,333	11,081,556	3,470,850	7,028,983	10,499,833
TOTAL FOR CODE 0326001	Ministry of Justice	234,622,142	156,414,762	92,841,174	131,735,262	224,576,436
21	PERSONNEL COST	83,129,308	55,419,539	57,083,624	28,741,812	85,825,436
2202	OVERHEAD COST	151,492,834	100,995,223	35,757,550	102,993,450	138,751,000
TOTAL FOR CODE 0301002	High Court of Justice	702,843,650	468,562,434	364,014,501	399,452,768	763,467,269
21	PERSONNEL COST	500,000,000	333,333,333	303,447,757	228,309,592	531,757,349
2202	OVERHEAD COST	202,843,650	135,229,100	60,566,744	171,143,176	231,709,920

KWARA STATE REVISED ESTIMATES, 2015

RECURRENT EXPENDITURE

SUMMARY

ADMIN/ECON OMIC CODE	ORGANISATION NAME	APPROVED ESTIMATES	EXPECTED 8 MONTHS EXPENDITURE	ACTUAL EXPENDITURE CASH BACKED AS AT 31/8/2015	EXPENDITURE FOR THE NEXT 4 MONTHS (SEPTEMBER - DECEMBER)	REVISED ESTIMATES
		2015	2015	2015	2015	2015
		₦	₦	₦	₦	₦
20000000	RECURRENT EXPENDITURE					
1	2	3	4	5	6	7
		₦	₦	₦	₦	₦
TOTAL FOR CODE 0326003	Sharia Court of Appeal	140,719,162	93,812,775	96,451,668	51,111,674	147,563,342
21	PERSONNEL COST	96,000,000	64,000,000	80,185,817	23,578,633	103,764,450
2202	OVERHEAD COST	44,719,162	29,812,775	16,265,851	27,533,041	43,798,892
	TOTAL FOR LAW AND JUSTICE SECTOR	1,114,807,288	743,204,859	569,185,958	598,440,922	1,167,626,880
05	SOCIAL SECTOR					
TOTAL FOR CODE 0513001	Ministry of Sports & Youth Development	65,167,587	43,445,058	21,081,838	48,926,020	70,007,858
21	PERSONNEL COST	17,432,654	11,621,769	13,544,838	6,972,419	20,517,257
2202	OVERHEAD COST	47,734,933	31,823,289	7,537,000	41,953,601	49,490,601
220501	Subsidies to Parastatals	265,501,444	177,000,963	68,141,064	197,360,380	265,501,444
TOTAL FOR CODE 0514001	Ministry of Women Affairs	22,201,468	14,800,978	1,452,983	6,643,991	8,096,974
21	PERSONNEL COST	279,468	186,312	177,983	88,991	266,974
2202	OVERHEAD COST	21,922,000	14,614,666	1,275,000	6,555,000	7,830,000
TOTAL FOR CODE 0517001	Ministry of Education and Human Capital Development	600,197,041	400,131,361	180,740,205	278,946,602	572,086,807
21	PERSONNEL COST	190,846,908	127,231,272	132,237,205	66,318,602	198,555,807
2202	OVERHEAD COST	409,350,133	272,900,089	48,503,000	212,628,000	373,531,000
220501	Subsidies to Parastatals	380,000,000	253,333,333	110,024,412	202,343,098	312,367,510
TOTAL FOR CODE 0517002	Agency for Mass Education	36,293,223	24,195,482	15,182,161	10,321,080	25,503,241
21	PERSONNEL COST	21,777,941	14,518,627	14,682,161	7,441,080	22,123,241

KWARA STATE REVISED ESTIMATES, 2015
RECURRENT EXPENDITURE
SUMMARY

ADMIN/ECON OMIC CODE	ORGANISATION NAME	APPROVED ESTIMATES	EXPECTED 8 MONTHS EXPENDITURE	ACTUAL EXPENDITURE CASH BACKED AS AT 31/8/2015	EXPENDITURE FOR THE NEXT 4 MONTHS (SEPTEMBER - DECEMBER)	REVISED ESTIMATES
20000000	RECURRENT EXPENDITURE	2015	2015	2015	2015	2015
1	2	3	4	5	6	7
2202	OVERHEAD COST	₦	₦	₦	₦	₦
TOTAL FOR CODE 0517003	Teaching Service Commission	14,515,282	9,676,855	500,000	2,880,000	3,380,000
21	PERSONNEL COST	6,714,845,120	4,476,563,414	4,489,770,939	2,551,641,469	7,041,412,408
2202	OVERHEAD COST	6,665,411,787	4,443,607,858	4,461,312,939	2,530,656,469	6,991,969,408
TOTAL FOR CODE 0517010	Ministry of Tertiary Education, Science & Technology	49,433,333	32,955,556	28,458,000	20,985,000	49,443,000
21	PERSONNEL COST	108,995,113	72,663,409	68,680,480	41,358,490	110,038,970
2202	OVERHEAD COST	101,695,993	67,797,329	65,480,480	33,940,240	99,420,720
220501	Subsidies to Parastatals	7,299,120	4,866,080	3,200,000	7,418,250	10,618,250
TOTAL FOR CODE 0517020	Scholarship Board	3,106,020,000	2,070,680,000	729,901,406	2,274,430,074	3,004,331,480
21	PERSONNEL COST	2,100,000	1,400,000	600,000	750,000	1,350,000
2202	OVERHEAD COST	0	0	0	0	0
TOTAL FOR CODE 0521001	Ministry of Health	2,100,000	1,400,000	600,000	750,000	1,350,000
21	PERSONNEL COST	2,123,849,464	1,415,899,643	1,408,430,114	855,721,557	2,264,151,671
2202	OVERHEAD COST	2,000,000,000	1,333,333,333	1,390,026,114	795,013,057	2,185,039,171
TOTAL FOR CODE 0521002	Hospital Management Bureau	123,849,464	82,566,309	18,404,000	60,708,500	79,112,500
21	PERSONNEL COST	126,924,392	84,616,261	21,898,239	42,796,761	64,695,000
2202	OVERHEAD COST	-	-	-	-	-
		126,924,392	84,616,261	21,898,239	42,796,761	64,695,000

KWARA STATE REVISED ESTIMATES, 2015

RECURRENT EXPENDITURE

SUMMARY

ADMIN/ECON OMIC CODE	ORGANISATION NAME	APPROVED ESTIMATES	EXPECTED 8 MONTHS EXPENDITURE	ACTUAL EXPENDITURE CASH BACKED AS AT 31/8/2015	EXPENDITURE FOR THE NEXT 4 MONTHS (SEPTEMBER - DECEMBER)	REVISED ESTIMATES
		2015	2015	2015	2015	2015
20000000	RECURRENT EXPENDITURE					
1	2	3	4	5	6	7
		₦	₦	₦	₦	₦
TOTAL FOR CODE 0521003	Primary HealthCare Development Agency	68,101,000	45,400,667	345,000	2,905,000	3,250,000
21	PERSONNEL COST	-	-	-	-	-
2202	OVERHEAD COST	68,101,000	45,400,667	345,000	2,905,000	3,250,000
TOTAL FOR CODE 0535001	Ministry of Environment & Forestry	421,070,339	280,398,242	205,583,709	223,159,176	428,742,885
21	PERSONNEL COST	115,671,355	77,114,237	79,466,812	39,924,406	119,391,218
2202	OVERHEAD COST	305,398,984	203,284,006	126,116,897	183,234,770	309,351,667
220501	Subsidies to Parastatals	36,000,000	24,000,000	3,457,725	6,874,432	10,332,157
TOTAL FOR CODE 0551001	Ministry of Local Government & Chieftancy Affairs & Comr	267,465,432	178,310,288	89,525,702	171,126,577	260,652,279
21	PERSONNEL COST	59,841,432	39,894,288	41,831,703	20,915,851	62,747,554
2202	OVERHEAD COST	207,624,000	138,416,000	47,693,999	150,210,726	197,904,725
	TOTAL FOR SOCIAL SECTOR	14,344,731,624	9,563,154,416	7,414,815,977	7,027,704,707	14,442,520,684
	TOTAL FOR ALL SECTORS	58,297,623,578	38,865,082,385	29,541,502,766	27,683,869,772	57,225,372,538

2123
126
68
2319

KWARA STATE REVISED ESTIMATES, 2015
CAPITAL RECEIPT- AIDS AND GRANTS, LOANS AND OTHER CAPITAL RECEIPTS
SUMMARY

Admin Code	Details of Receipts	Approved Estimates 2015	Expected 8 Months Estimate 2015	Actual Receipts as at August 2015	Expected Estimate for the next 4 Months (Sept.-Dec.) 2015	Revised Estimates 2015
1	2	3	4	5	6	7
0111003	Governor's Office	485,000,000	323,333,333	219,923,210	275,354,450	495,277,660
0215001	Ministry of Agriculture and Natural Resources	1,095,693,848	730,462,565	-	-	-
0220001	Ministry of Finance	30,000,000,000	20,000,000,000	-	30,000,000,000	30,000,000,000
0222001	Ministry of Commerce and Cooperatives	2,000,000,000	1,333,333,333	-	-	-
0231001	Ministry of Energy	6,445,707,834	4,297,138,556	-	-	-
0238001	Ministry of Planning and Economic Development	8,928,054,403	5,952,036,269	54,211,400	8,873,843,003	8,928,054,403
0238002	Bureau of Statistics	10,429,150	6,952,767	-	10,429,150	10,429,150
0252001	Ministry of Water Resources	60,000,000	40,000,000	-	-	-
0517001	Ministry of Education & Human Capital Development	3,305,594,594	2,203,729,729	313,000,000	1,246,914,413	1,559,914,413
0517010	Ministry of Tertiary Education, Science & Technology	4,225,711,428	2,817,140,952	4,986,165,509	3,174,676,998	8,160,842,507
0521001	Ministry of Health	5,238,971,171	3,492,647,447	6,416,373,573	2,707,057,630	9,123,431,203
14010101	Budget Surplus from Recurrent Revenue	2,347,560,338	1,565,040,225	1,637,131,295	538,354,437	2,175,485,732
	Total Capital Receipts	64,142,722,766	42,761,815,177	13,626,804,987	46,826,630,081	60,453,435,068

KWARA STATE REVISED ESTIMATES, 2015
CAPITAL EXPENDITURE - AIDS & GRANTS AND EXTERNAL LOANS
SUMMARY

Admin Code	Details of Expenditure	Approved Estimates 2015	Expected 8 Months Estimate 2015	Actual Expenditure as at August 2015	Expected Estimate for the next 4 Months (Sept.-Dec.) 2015	Revised Estimates 2015
1	2	3	4	5	6	7
0111003	Governor's Office	485,000,000	323,333,333	219,923,210	275,354,450	495,277,660
0215001	Ministry of Agriculture and Natural Resources	1,095,693,848	730,462,565	-	-	-
0220001	Ministry of Finance	-	-	-	-	-
0231001	Ministry of Energy	6,445,707,834	4,297,138,556	-	-	-
0238001	Ministry of Planning and Economic Development	4,648,890,533	3,099,260,355	54,211,400	4,594,679,133	4,648,890,533
0238002	Bureau of Statistics	10,429,150	6,952,767	-	10,429,150	10,429,150
0252001	Ministry of Water Resources	60,000,000	40,000,000	-	-	-
0517001	Ministry of Education & Human Capital Development	3,305,594,594	2,203,729,729	313,000,000	1,246,914,413	1,559,914,413
0517010	Ministry of Tertiary Education, Science & Technology	4,225,711,428	2,817,140,952	4,986,165,509	3,174,676,998	8,160,842,507
0521001	Ministry of Health	5,238,971,171	3,492,647,447	6,416,373,573	2,707,057,630	9,123,431,203
	<i>Total Capital Expenditure - Aids & Grants</i>	25,515,998,558	17,010,665,705	11,989,673,692	12,009,111,774	23,998,785,466

KWARA STATE REVISED ESTIMATES, 2015
CAPITAL EXPENDITURE - NON AIDS AND GRANTS

Admin Code	Details of Expenditure	Approved Estimates 2015	Expected 8 Months Estimate 2015	Actual Expenditure as at August 2015	Expected Estimate for the next 4 Months (Sept.-Dec.) 2015	Revised Estimates 2015
1	2	3	4	5	6	7
SUMMARY						
01	ADMINISTRATIVE SECTOR					
0111003	Governor's Office	3,160,898,330	2,107,265,553	105,563,028	2,553,222,327	2,658,785,355
0112001	Kwara State House of Assembly	277,400,000	184,933,333	5,747,126	271,652,874	277,400,000
0123001	Ministry of Information and Communications	406,183,232	270,788,821	-	535,919,003	535,919,003
0125001	Head of Service	1,295,898,229	863,932,153	25,933,980	846,690,319	872,624,299
0140001	Auditor General (State Audit)	35,000,000	23,333,333	-	35,000,000	35,000,000
0140002	Auditor General (Local Government Audit)	12,000,000	8,000,000	-	12,000,000	12,000,000
	Sub-Total	5,187,379,791	3,458,253,194	137,244,134	4,254,484,523	4,391,728,657
02	ECONOMIC SECTOR					
0215001	Ministry of Agriculture and Natural Resources	1,158,092,156	772,061,437	2,000,000	1,030,569,156	1,032,569,156
0220001	Ministry of Finance	926,000,000	617,333,333	152,133,292	802,866,708	955,000,000
0222001	Ministry of Commerce and Cooperatives	2,344,000,000	1,562,666,667	-	2,344,000,000	2,344,000,000
0231001	Ministry of Energy	3,764,421,542	2,509,614,361	350,486,832	3,372,531,065	3,723,017,897
0233001	Ministry of Industry and Solid Minerals	32,500,000	21,666,667	-	32,500,000	32,500,000
0234001	Ministry of Works and Transport	4,764,699,541	3,176,466,361	285,711,146	7,489,397,121	7,775,108,267
0236001	Ministry of Social Development, Culture & Tourism	60,900,000	40,600,000	1,991,980	73,506,820	75,498,800
0238001	Ministry of Planning and Economic Development	2,213,000,000	1,475,333,333	-	2,154,666,667	2,154,666,667
0238002	Bureau of Statistics	551,165,287	367,443,525	5,140,000	485,156,584	490,296,584
0252001	Ministry of Water Resources	2,692,169,325	1,794,779,550	191,859,961	336,737,030	528,596,991
0253001	Ministry of Housing and Urban Development	432,460,569	288,307,046	12,450,000	415,010,569	427,460,569
0260001	Bureau of Lands	937,919,241	625,279,494	54,073,030	883,846,211	937,919,241
	Sub-Total	19,877,327,661	13,251,551,774	1,055,846,241	19,420,787,931	20,476,634,172
03	LAW AND JUSTICE					
0326001	Ministry of Justice	627,425,000	418,283,333	-	627,425,000	627,425,000
	Sub-Total	627,425,000	418,283,333	-	627,425,000	627,425,000
04	SOCIAL SECTOR					
0513001	Ministry of Sports and Youth Development	556,062,110	370,708,073	-	439,362,110	439,362,110
0514001	Ministry of Women Affairs	45,000,000	30,000,000	-	18,750,000	18,750,000
0517001	Ministry of Education & Human Capital Development	6,440,362,043	4,293,574,695	-	7,054,694,006	7,054,694,006
0517010	Ministry of Tertiary Education, Science & Technology	2,739,252,794	1,826,168,529	-	1,684,602,383	1,684,602,383

KWARA STATE REVISED ESTIMATES, 2015
CAPITAL EXPENDITURE - NON AIDS AND GRANTS

Admin Code	Details of Expenditure	Approved Estimates 2015	Expected 8 Months Estimate 2015	Actual Expenditure as at August 2015	Expected Estimate for the next 4 Months (Sept.-Dec.) 2015	Revised Estimates 2015
1	2	3	4	5	6	7
SUMMARY						
0521001	Ministry of Health	2,721,423,466	1,814,282,311	444,040,920	965,482,354	1,409,523,274
0535001	Ministry of Environment and Forestry	270,491,343	180,327,562	-	189,930,000	189,930,000
0551001	Ministry of Local Government, Chieftaincy Affairs and Community Development	162,000,000	108,000,000	-	162,000,000	162,000,000
	<i>Sub-Total</i>	12,934,591,756	8,623,061,171	444,040,920	10,514,820,853	10,958,861,773
	<i>Total Capital Expenditure - Non-Aids & Grants</i>	38,626,724,208	25,751,149,472	1,637,131,295	34,817,518,307	36,454,649,602

KWARA STATE REVISED ESTIMATES, 2015
CAPITAL EXPENDITURE - COFOG

Function Code	Details of Expenditure	Approved Estimates 2015	Expected 8 Months Estimate 2015	Actual Expenditure as at August 2015	Expected Estimate for the next 4 Months (Sept.-Dec.) 2015	Revised Estimates 2015
1	2	3	4	5	6	7
SUMMARY						
70100	General Public Services					
0111003	<i>Governor's Office</i>	3,645,898,330	2,430,598,887	325,486,238	2,828,576,777	3,154,063,015
0112001	<i>Kwara State House of Assembly</i>	277,400,000	184,933,333	5,747,126	271,652,874	277,400,000
0125001	<i>Head of Service</i>	1,295,898,229	863,932,153	25,933,980	846,690,319	872,624,299
0140001	<i>Auditor General (State Audit)</i>	35,000,000	23,333,333	-	35,000,000	35,000,000
0140002	<i>Auditor General (Local Govt Audit)</i>	12,000,000	8,000,000	-	12,000,000	12,000,000
	<i>Sub-Total</i>	5,266,196,559	3,510,797,706	357,167,344	3,993,919,970	4,351,087,314
70300	Public Order and Safety					
0326001	<i>Ministry of Justice</i>	627,425,000	418,283,333	-	627,425,000	627,425,000
	<i>Sub-Total</i>	627,425,000	418,283,333	-	627,425,000	627,425,000
70400	Economic Affairs					
0123001	<i>Ministry of Information and Communications</i>	406,183,232	270,788,821	-	535,919,003	535,919,003
0215001	<i>Ministry of Agriculture and Natural Resources</i>	2,253,786,004	1,502,524,003	2,000,000	1,030,569,156	1,032,569,156
0220001	<i>Ministry of Finance</i>	926,000,000	617,333,333	152,133,292	802,866,708	955,000,000
0222001	<i>Ministry of Commerce and Cooperatives</i>	2,344,000,000	1,562,666,667	-	2,344,000,000	2,344,000,000
0231001	<i>Ministry of Energy</i>	10,210,129,376	6,806,752,917	350,486,832	3,372,531,065	3,723,017,897
0223001	<i>Ministry of Industry and Solid Minerals</i>	32,500,000	21,666,667	-	32,500,000	32,500,000
0234001	<i>Ministry of Works and Transport</i>	4,764,699,541	3,176,466,361	285,711,146	7,489,397,121	7,775,108,267
0238001	<i>Ministry of Planning and Economic Development</i>	6,861,890,533	4,574,593,689	54,211,400	6,749,345,800	6,803,557,200
0238002	<i>Bureau of Statistics</i>	561,594,437	374,396,291	5,140,000	495,585,734	500,725,734
	<i>Sub-Total</i>	28,360,783,123	18,907,188,749	849,682,670	22,852,714,587	23,702,397,257
70500	Environmental Protection					
0535001	<i>Ministry of Environment and Forestry</i>	270,491,343	180,327,562	-	189,930,000	189,930,000
	<i>Sub-Total</i>	270,491,343	180,327,562	-	189,930,000	189,930,000
70600	Housing and Community Amenities					
0252001	<i>Ministry of Water Resources</i>	2,752,169,325	1,834,779,550	191,859,961	336,737,030	528,596,991
0253001	<i>Ministry of Housing and Urban Development</i>	432,460,569	288,307,046	12,450,000	415,010,569	427,460,569
0260001	<i>Bureau of Lands</i>	937,919,241	625,279,494	54,073,030	883,846,211	937,919,241
	<i>Sub-Total</i>	4,122,549,135	2,748,366,090	258,382,991	1,635,593,810	1,893,976,801

KWARA STATE REVISED ESTIMATES, 2015

CAPITAL EXPENDITURE - COFOG

Function Code	Details of Expenditure	Approved Estimates 2015	Expected 8 Months Estimate 2015	Actual Expenditure as at August 2015	Expected Estimate for the next 4 Months (Sept.-Dec.) 2015	Revised Estimates 2015
1	2	3	4	5	6	7
SUMMARY						
70700	Health					
0521001	Ministry of Health	7,960,394,637	5,306,929,758	6,860,414,493	3,672,539,984	10,532,954,477
	Sub-Total	7,960,394,637	5,306,929,758	6,860,414,493	3,672,539,984	10,532,954,477
70800	Recreation Culture and Religion					
0236001	Ministry of Social Development, Culture & Tourism	60,900,000	40,600,000	1,991,980	73,506,820	75,498,800
0513001	Ministry of Sports and Youth Development	556,062,110	370,708,073	-	439,362,110	439,362,110
0551001	Ministry of Local Government, Chieftaincy Affairs and Community Development	162,000,000	108,000,000	-	162,000,000	162,000,000
	Sub-Total	778,962,110	519,308,073	1,991,980	674,868,930	676,860,910
70900	Education					
0517001	Ministry of Education & Human Capital Development	9,745,956,637	6,497,304,425	313,000,000	8,301,608,419	8,614,608,419
0517010	Ministry of Tertiary Education, Science & Technology	6,964,964,222	4,643,309,481	4,986,165,509	4,859,279,381	9,845,444,890
	Sub-Total	16,710,920,859	11,140,613,906	5,299,165,509	13,160,887,800	18,460,053,309
71000	Social Protection					
0514001	Ministry of Women Affairs	45,000,000	30,000,000	-	18,750,000	18,750,000
	Sub-Total	45,000,000	30,000,000	-	18,750,000	18,750,000
	Total	64,142,722,766	42,761,815,177	13,626,804,987	46,826,630,081	60,453,435,068

KWARA STATE REVISED ESTIMATES, 2015
CAPITAL EXPENDITURE - COFOG

Admin Code	Details of Expenditure	Approved Estimates 2015	Expected 8 Months Estimate 2015	Actual Expenditure as at August 2015	Expected Estimate for the next 4 Months (Sept.-Dec.) 2015	Revised Estimates 2015
1	2	3	4	5	6	7
SUMMARY AIDS & GRANTS AND NON-AIDS & GRANTS						
0111003	Governor's Office	3,645,898,330	2,430,598,887	325,486,238	2,828,576,777	3,154,063,015
0112001	Kwara State House of Assembly	277,400,000	184,933,333	5,747,126	271,652,874	277,400,000
0123001	Ministry of Information and Communications	406,183,232	270,788,821	-	535,919,003	535,919,003
0125001	Head of Service	1,295,898,229	863,932,153	25,933,980	846,690,319	872,624,299
0140001	Auditor General (State Audit)	35,000,000	23,333,333	-	35,000,000	35,000,000
0140002	Auditor General (Local Government Audit)	12,000,000	8,000,000	-	12,000,000	12,000,000
0215001	Ministry of Agriculture and Natural Resources	2,253,786,004	1,502,524,003	2,000,000	1,030,569,156	1,032,569,156
0220001	Ministry of Finance	926,000,000	617,333,333	152,133,292	802,866,708	955,000,000
0222001	Ministry of Commerce and Cooperatives	2,344,000,000	1,562,666,667	-	2,344,000,000	2,344,000,000
0231001	Ministry of Energy	10,210,129,376	6,806,752,917	350,486,832	3,372,531,065	3,723,017,897
0233001	Ministry of Industry and Solid Minerals	32,500,000	21,666,667	-	32,500,000	32,500,000
0234001	Ministry of Works and Transport	4,764,699,541	3,176,466,361	285,711,146	7,489,397,121	7,775,108,267
0236001	Ministry of Social Development, Culture & Tourism	60,900,000	40,600,000	1,991,980	73,506,820	75,498,800
0238001	Ministry of Planning and Economic Development	6,861,890,533	4,574,593,689	54,211,400	6,749,345,800	6,803,557,200
0238002	Bureau of Statistics	561,594,437	374,396,291	5,140,000	495,585,734	500,725,734
0252001	Ministry of Water Resources	2,752,169,325	1,834,779,550	191,859,961	336,737,030	528,596,991
0253001	Ministry of Housing and Urban Development	432,460,569	288,307,046	12,450,000	415,010,569	427,460,569
0260001	Bureau of Lands	937,919,241	625,279,494	54,073,030	883,846,211	937,919,241
0326001	Ministry of Justice	627,425,000	418,283,333	-	627,425,000	627,425,000
0513001	Ministry of Sports and Youth Development	556,062,110	370,708,073	-	439,362,110	439,362,110
0514001	Ministry of Women Affairs	45,000,000	30,000,000	-	18,750,000	18,750,000
0517001	Ministry of Education & Human Capital Development	9,745,956,637	6,497,304,425	313,000,000	8,301,608,419	8,614,608,419
0517010	Ministry of Tertiary Education, Science & Technology	6,964,964,222	4,643,309,481	4,986,165,509	4,859,279,381	9,845,444,890
0521001	Ministry of Health	7,960,394,637	5,306,929,758	6,860,414,493	3,672,539,984	10,532,954,477
0535001	Ministry of Environment and Forestry	270,491,343	180,327,562	-	189,930,000	189,930,000
0551001	Ministry of Local Government, Chieftaincy Affairs and Community Development	162,000,000	108,000,000	-	162,000,000	162,000,000
	Total Capital Expenditure	64,142,722,766	42,761,815,177	13,626,804,987	46,826,630,081	60,453,435,068

KWARA STATE REVISED ESTIMATES, 2015
CAPITAL EXPENDITURE - COFOG

Function Code	Details of Expenditure	Approved Estimates 2015	Expected 8 Months Estimate 2015	Actual Expenditure as at August 2015	Expected Estimate for the next 4 Months (Sept.-Dec.) 2015	Revised Estimates 2015
1	2	3	4	5	6	7
23	CAPITAL EXPENDITURE BASED ON FUNCTION					
	SUMMARY					
70100	General Public Services	5,266,196,559	3,510,797,706	357,167,344	3,993,919,970	4,351,087,314
70200	Defense	-	-	-	-	-
70300	Public Order and Safety	627,425,000	418,283,333	-	627,425,000	627,425,000
70400	Economic Affairs	28,360,783,123	18,907,188,749	849,682,670	22,852,714,587	23,702,397,257
70500	Environmental Protection	270,491,343	180,327,562	-	189,930,000	189,930,000
70600	Housing and Community Amenities	4,122,549,135	2,748,366,090	258,382,991	1,635,593,810	1,893,976,801
70700	Health	7,960,394,637	5,306,929,758	6,860,414,493	3,672,539,984	10,532,954,477
70800	Recreation Culture and Religion	778,962,110	519,308,073	1,991,980	674,868,930	676,860,910
70900	Education	16,710,920,859	11,140,613,906	5,299,165,509	13,160,887,800	18,460,053,309
71000	Social Protection	45,000,000	30,000,000	-	18,750,000	18,750,000
	<i>Total</i>	64,142,722,766	42,761,815,177	13,626,804,987	46,826,630,081	60,453,435,068

KWARA STATE REVISED ESTIMATES, 2015
RECURRENT REVISED EXPENDITURE

ADMIN/ ECONOMIC CODE	ORGANISATION NAME	APPROVED ESTIMATES	EXPECTED 8 MONTHS EXPENDITURE	ACTUAL EXPENDITURE CASH BACKED AS AT 31/8/2015	EXPENDITURE FOR THE NEXT 4 MONTHS (SEPTEMBER - DEC.,)	REVISED ESTIMATES
20000000	RECURRENT EXPENDITURE	2015	2015	2015	2015	2015
1	2	4	5	6	7	8
		₦	₦	₦	₦	₦
01 ADMINISTRATION SECTOR						
CODE 0111001	CODE NAME: GOVERNMENT HOUSE					
21	Personnel Cost					
210101	SALARIES & WAGES	2,023,119	1,348,746	1,069,428	534,714	1,604,142
21010101	Salaries	-	-	-	-	-
2202	OVERHEAD COST	2,023,119	1,348,746	1,069,428	534,714	1,604,142
220201	TRAVEL AND TRANSPORT	3,994,401,845	2,662,934,563	2,565,804,485	1,457,869,444	4,023,373,929
22020101	Local Travel and Transport	542,953,236	361,968,824	369,842,873	215,143,127	584,986,000
22020102	Local Travel and Transport: Others	400,000,000	266,666,667	235,342,873	120,500,127	355,843,000
22020103	International Travel and Transport	30,000,000	20,000,000	30,000,000	20,000,000	50,000,000
220202	UTILITIES - GENERAL	112,953,236	75,302,157	104,500,000	74,643,000	179,143,000
22020201	Electricity Charges	54,000,000	36,000,000	51,000,000	2,500,000	53,500,000
22020202	Telephone Charges	0	-	-	-	-
22020203	Internet Access Charges	4,000,000	2,666,667	1,800,000	1,300,000	3,100,000
22020204	Satellite Broadcasting Access Charges	48,000,000	32,000,000	48,000,000	-	48,000,000
22020205	Water Rates	0	-	-	-	-
220203	MATERIALS & SUPPLIES - GENERAL	2,000,000	1,333,333	1,200,000	1,200,000	2,400,000
22020301	Office Stationeries/Computer Consumable	35,666,667	23,777,778	30,250,000	21,800,000	52,050,000
22020302	Books	2,066,667	1,377,778	450,000	500,000	950,000
22020303	Newspaper	-	-	-	-	-
22020304	Magazines & Periodicals	2,800,000	1,866,667	1,400,000	1,000,000	2,400,000
22020305	Printing of Non Security Documents	800,000	533,333	400,000	300,000	700,000
22020306	Printing of Security Documents	-	-	-	-	-
22020307	Drugs/Laboratory/Medical Supplies	-	-	-	-	-
22020308	Field & Camping Materials Supplies	-	-	-	-	-
22020309	Uniforms & Other Clothing	-	-	-	-	-

KWARA STATE REVISED ESTIMATES, 2015
RECURRENT REVISED EXPENDITURE

ADMIN/ ECONOMIC CODE	ORGANISATION NAME	APPROVED ESTIMATES	EXPECTED 8 MONTHS EXPENDITURE	ACTUAL EXPENDITURE CASH BACKED AS AT 31/8/2015	EXPENDITURE FOR THE NEXT 4 MONTHS (SEPTEMBER - DEC.)	REVISED ESTIMATES
20000000	RECURRENT EXPENDITURE	2015	2015	2015	2015	2015
1	2	4	5	6	7	8
		₦	₦	₦	₦	₦
01 ADMINISTRATION SECTOR						
CODE 011001	CODE NAME: GOVERNMENT HOUSE					
22020310	Teaching Aids/Instruction Materials	-	-	-	-	-
22020311	Food Stuff/Catering Materials Supplies	30,000,000	20,000,000	28,000,000	20,000,000	48,000,000
220204	MAINTENANCE SERVICES - GENERAL	732,286,500	488,191,000	573,307,221	187,721,833	761,029,054
22020401	Maintenance of Motor Vehicle/Transport Equipment	44,326,500	29,551,000	29,107,365	21,000,000	50,107,365
22020402	Maintenance of Office Furniture	10,000,000	6,666,667	5,000,000	3,600,000	8,600,000
22020403	Maintenance of Building & Residential QTRS	600,000,000	400,000,000	481,159,856	118,840,144	600,000,000
22020404	Maintenance of Office/IT Equipments	-	-	-	-	-
22020405	Maintenance of Plant/Generators	77,960,000	51,973,333	58,040,000	44,281,689	102,321,689
22020406	Other Maintenance Services	-	-	-	-	-
22020411	Maintenance of Communication Equipments	-	-	-	-	-
220205	TRAINING - GENERAL	-	-	-	-	-
22020501	Local Training	-	-	-	-	-
22020502	International Training	-	-	-	-	-
220206	OTHER SERVICES - GENERAL	1,652,393,333	1,101,595,555	1,105,164,821	727,196,560	1,832,361,381
22020601	Security Expenses	1,612,000,000	1,074,666,667	1,094,803,440	717,196,560	1,812,000,000
22020602	Office Rent	-	-	-	-	-
22020603	Residential Rent	-	-	-	-	-
22020604	Security Vote (Including Operations)	-	-	-	-	-
22020605	Cleaning & Fumigation Services	40,393,333	26,928,889	10,361,381	10,000,000	20,361,381
220207	CONSULTING & PROFESSIONAL SERVICES	-	-	-	-	-
22020701	Financial Consulting	-	-	-	-	-
22020702	Information Technology Consulting	-	-	-	-	-
22020703	Legal Service	-	-	-	-	-

KWARA STATE REVISED ESTIMATES, 2015
RECURRENT REVISED EXPENDITURE

ADMIN/ ECONOMIC CODE	ORGANISATION NAME	APPROVED ESTIMATES	EXPECTED 8 MONTHS EXPENDITURE	ACTUAL EXPENDITURE CASH BACKED AS AT 31/8/2015	EXPENDITURE FOR THE NEXT 4 MONTHS (SEPTEMBER - DEC.)	REVISED ESTIMATES
20000000	RECURRENT EXPENDITURE	2015	2015	2015	2015	2015
1	2	4	5	6	7	8
		₦	₦	₦	₦	₦
01 ADMINISTRATION SECTOR						
CODE 0111001	CODE NAME: GOVERNMENT HOUSE					
22020704	Engineering Services	-	-	-	-	-
220208	FUEL & LUBRICANT - GENERAL	86,900,000	57,933,333	84,040,000	60,028,571	144,068,571
22020801	Motor Vehicle Fuel Cost	36,900,000	24,600,000	36,775,000	26,267,857	63,042,857
22020802	Other Transport Equipment Fuel Cost	-	-	-	-	-
22020803	Plant/Generator Fuel Cost	50,000,000	33,333,333	47,265,000	33,760,714	81,025,714
22020806	Cooking Gas/Fuel Cost	-	-	-	-	-
220210	MISCELLANEOUS EXPENSES - GENERAL	890,202,110	593,468,073	352,199,570	243,179,353	595,378,923
22021001	Refreshment & Meals	360,000,000	240,000,000	117,330,000	29,670,000	147,000,000
22021003	Publicity & Advertisements	390,000,000	260,000,000	130,450,000	119,550,000	250,000,000
22021004	Medical Expenses	-	-	-	-	-
22021006	Postages & Courier Services	-	-	-	-	-
22021007	Welfare Package (Staff Allowance)	4,529,789	3,019,859	3,882,676	647,113	4,529,789
22021022	Incidental Expenses	60,000,000	40,000,000	83,513,740	60,000,000	143,513,740
22021023	Operational Expenses	25,672,321	17,114,881	15,335,394	10,000,000	25,335,394
22021028	Public Private Partnership	50,000,000	33,333,333	1,687,760	23,312,240	25,000,000
	TOTAL FOR CODE 0111001	3,996,424,964	2,664,283,309	2,566,873,913	1,458,104,158	4,024,978,071

KWARA STATE REVISED ESTIMATES, 2015
RECURRENT REVISED EXPENDITURE

ADMIN/ECONOMIC CODE	ORGANISATION NAME	APPROVED ESTIMATES	EXPECTED 8 MONTHS EXPENDITURE	ACTUAL EXPENDITURE CASH BACKED AS AT 31/8/2015	EXPENDITURE FOR THE NEXT 4 MONTHS (SEPTEMBER - DEC.)	REVISED ESTIMATES
20000000	RECURRENT EXPENDITURE	2015	2015	2015	2015	2015
1	2	4	5	6	7	8
		₦	₦	₦	₦	₦
01 ADMINISTRATION SECTOR						
CODE NO : 0111002 CODE NAME :OFFICE OF THE DEPUTY GOVERNOR						
21	Personnel Cost	-	-	-	-	-
210101	SALARIES & WAGES	-	-	-	-	-
21010101	Salaries	-	-	-	-	-
210201	Allowances	-	-	-	-	-
2202	OVERHEAD COST	285,196,667	190,131,111	128,099,150	122,871,539	250,970,689
220201	TRAVEL AND TRANSPORT	102,769,333	68,512,889	31,584,150	33,415,850	65,000,000
22020101	Local Travel and Transport	102,769,333	68,512,889	31,584,150	33,415,850	65,000,000
22020103	International Travel and Transport	-	-	-	-	-
220202	UTILITIES - GENERAL	0	0	0	0	0
22020201	Electricity Charges	-	-	0	-	-
22020202	Telephone Charges	-	-	0	-	-
22020203	Internet Access Charges	-	-	0	-	-
22020204	Satellite Broadcasting Access Charges	-	-	0	-	-
22020205	Water Rates	-	-	0	-	-
220203	MATERIALS & SUPPLIES - GENERAL	1,220,000	813,333	721,000	515,000	1,236,000
22020301	Office Stationeries/Computer Consumable	300,000	200,000	175,000	125,000	300,000
22020302	Books	-	-	-	-	-
22020303	Newspapers	768,000	512,000	448,000	320,000	768,000
22020304	Magazines & Periodicals	72,000	48,000	42,000	30,000	72,000
22020305	Printing of Non Security Documents	-	-	-	-	-
22020306	Printing of Security Documents	-	-	-	-	-
22020307	Drugs & Medical Supplies	80,000	53,333	56,000	40,000	96,000
22020311	Food Stuff/Catering Materials Supplies	-	-	-	-	-

KWARA STATE REVISED ESTIMATES, 2015
RECURRENT REVISED EXPENDITURE

ADMIN/ECONOMIC CODE	ORGANISATION NAME	APPROVED ESTIMATES	EXPECTED 8 MONTHS EXPENDITURE	ACTUAL EXPENDITURE CASH BACKED AS AT 31/8/2015	EXPENDITURE FOR THE NEXT 4 MONTHS (SEPTEMBER - DEC.)	REVISED ESTIMATES
20000000	RECURRENT EXPENDITURE	2015	2015	2015	2015	2015
1	2	4	5	6	7	8
		₦	₦	₦	₦	₦
01 ADMINISTRATION SECTOR						
CODE NO : 0111002 CODE NAME : OFFICE OF THE DEPUTY GOVERNOR						
220204	MAINTENANCE SERVICES - GENERAL	26,809,333	17,872,889	11,420,000	15,992,778	27,412,778
22020401	Maintenance of Motor Vehicle/Transport Equipment	11,040,000	7,360,000	8,110,000	6,890,000	15,000,000
22020402	Maintenance of Office Furniture	2,409,333	1,606,222	1,750,000	1,450,000	3,200,000
22020403	Maintenance of Building & Residential QTRS	-	-	-	-	-
22020404	Maintenance of Office/IT Equipments	3,286,667	2,191,111	-	2,000,000	2,000,000
22020405	Maintenance of Plant/Generators	4,000,000	2,666,667	-	2,500,000	2,500,000
22020406	Other Maintenance Services	2,766,667	1,844,444	1,560,000	1,152,778	2,712,778
22020411	Maintentance of Communication Equipment	3,306,667	2,204,444	-	2,000,000	2,000,000
220205	TRAINING - GENERAL	-	-	-	-	-
22020501	Local Training	-	-	-	-	-
22020502	International Training	-	-	-	-	-
220206	OTHER SERVICES - GENERAL	5,066,667	3,377,778	2,390,000	1,800,000	4,190,000
22020601	Security Expenses	-	-	-	-	-
22020604	Security Vote (Including Operations)	-	-	-	-	-
22020605	Cleaning & Fumigation Services	5,066,667	3,377,778	2,390,000	1,800,000	4,190,000
220207	CONSULTING & PROFESSIONAL SERVICE	-	-	-	-	-
22020701	Financial Consulting	-	-	-	-	-
22020702	Information Technology Consulting	-	-	-	-	-
22020703	Legal Service	-	-	-	-	-
22020704	Engineering Services	-	-	-	-	-
220208	FUEL & LUBRICANT - GENERAL	21,066,667	14,044,444	16,960,000	8,777,811	25,737,811
22020801	Motor Vehicle Fuel Cost	10,000,000	6,666,667	7,700,000	4,166,700	11,866,700

KWARA STATE REVISED ESTIMATES, 2015
RECURRENT REVISED EXPENDITURE

ADMIN/ECONOMIC CODE	ORGANISATION NAME	APPROVED ESTIMATES	EXPECTED 8 MONTHS EXPENDITURE	ACTUAL EXPENDITURE CASH BACKED AS AT 31/8/2015	EXPENDITURE FOR THE NEXT 4 MONTHS (SEPTEMBER - DEC.)	REVISED ESTIMATES
		2015	2015	2015	2015	2015
20000000	RECURRENT EXPENDITURE					
1	2	4	5	6	7	8
		₦	₦	₦	₦	₦
01 ADMINISTRATION SECTOR						
CODE NO : 0111002 CODE NAME :OFFICE OF THE DEPUTY GOVERNOR						
22020803	Plant/Generator Fuel Cost	11,066,667	7,377,778	9,260,000	4,611,111	13,871,111
220210	MISCELLANEOUS EXPENSES - GENERAL	128,264,667	85,509,778	65,024,000	62,370,100	127,394,100
22021001	Refreshment & Meals	40,000,000	26,666,667	22,401,000	16,666,700	39,067,700
22021003	Publicity & Advertisements	-	-	-	-	-
22021006	Postages & Courier Services	48,000	32,000	28,000	20,000	48,000
22021007	Welfare Package	2,980,000	1,986,667	1,800,000	1,241,700	3,041,700
22021014	Annual Budget Expenses	36,667	24,444	-	36,700	36,700
22021022	Incidental Expenses	-	-	-	-	-
22021023	Upkeep of Deputy Governor's Lodge	30,000,000	20,000,000	17,500,000	12,500,000	30,000,000
22021027	Committee & Commission	5,200,000	3,466,667	3,230,000	1,970,000	5,200,000
22021033	Kwassaca Activities	50,000,000	33,333,333	20,065,000	29,935,000	50,000,000
	TOTAL FOR CODE : 0111002	285,196,667	190,131,111	128,099,150	122,871,539	250,970,689

KWARA STATE REVISED ESTIMATES, 2015
RECURRENT REVENUE DETAILS

Economic Code No.	Details of Revenue	Approved Estimates	Expected 8 Months Collection	Total Actual Revenue Collection as at	Expected 4 Months Collection	Revised Estimates
1	2	2015	Jan. - August 2015	31/08/2015	Sept. - Dec. 2015	2015
		4	5	6	7	6 + 7 = 8
0111003	GOVERNOR'S OFFICE					
12020400	CODE NAME: FEES - GENERAL					
12020401	Contract Document Non-Refundable Processing Fees	200,000	133,333	210,000	40,000	250,000
12020402	Issuance of Certificate of Origin at the Liaison Offices	200,000	133,333	139,000	61,000	200,000
12020403	Tender Fees	0	0	150,000	0	150,000
	Sub-Total	400,000	266,667	499,000	101,000	600,000
12020700	CODE NAME - EARNING GENERAL					
12020707	Earning from Government Guest House Catering Charges Kaduna	200,000	133,333	93,850	56,150	150,000
	Sub-Total	200,000	133,333	93,850	56,150	150,000
12020800	CODE NAME - RENT ON GOVT. PROPERTY GENERAL					
12020801	Rent on Government Properties: Political Office Holders	0	0	0	0	0
12020802	Rent on Government Properties in Kaduna	0	0	0	0	0
12020803	Rent on Government Properties in Lagos	0	0	0	0	0
12020804	Rent on Abuja Gate-way Plaza	0	0	0	0	0
	Sub-Total	0	0	0	0	0
	TOTAL FOR: CODE 0111003 - GOVERNOR'S OFFICE	600,000	400,000	592,850	157,150	750,000

KWARA STATE REVISED ESTIMATES, 2015
RECURRENT REVISED EXPENDITURE

ADMIN/ECONOMIC CODE	ORGANISATION NAME	APPROVED ESTIMATES	EXPECTED 8 MONTHS EXPENDITURE	ACTUAL EXPENDITURE CASH BACKED AS AT 31/8/2015	EXPENDITURE FOR THE NEXT 4 MONTHS (SEPTEMBER - DEC.)	REVISED ESTIMATES
		2015	2015	2015	2015	2015
20000000	RECURRENT EXPENDITURE					
1	2	4	5	6	7	8
		₦	₦	₦	₦	₦
01 ADMINISTRATION SECTOR						
CODE: 0111003	CODE NAME: GOVERNOR'S OFFICE					
21	Personnel Cost	21,393,777	14,262,518	11,343,118	5,691,559	17,034,677
210101	SALARIES & WAGES	-	-	-	-	-
21010101	Salaries	21,393,777	14,262,518	11,343,118	5,691,559	17,034,677
210102	Salaries for Public Officers	828,000,000	552,000,000	367,101,783	232,898,217	600,000,000
210103	Salaries of Parastatal Board Members	142,800,000	95,200,000	25,720,000	29,280,000	55,000,000
2202	OVERHEAD COST	1,941,802,579	1,294,535,052	293,035,223	914,018,763	1,173,278,986
220201	TRAVEL AND TRANSPORT - GENERAL	106,650,644	71,100,429	39,673,843	64,775,000	104,448,843
22020101	Local Travel and Transport: Training	63,590,667	42,393,778	22,096,000	34,000,000	56,096,000
22020104	International Travel and Transport: Others	43,059,977	28,706,652	17,577,843	30,775,000	48,352,843
220202	UTILITIES - GENERAL	8,800,000	5,866,667	-	-	-
22020201	Electricity Charges	7,800,000	5,200,000	-	-	-
22020202	Telephone Charges	400,000	266,667	-	-	-
22020205	Water Rates	600,000	400,000	-	-	-
220203	MATERIALS & SUPPLIES - GENERAL	3,187,520	2,125,013	596,880	1,350,000	1,946,880
22020301	Office Stationeries/Computer Consumable	1,187,520	791,680	296,880	200,000	496,880
22020302	Books	-	-	-	-	-
22020303	Newspaper	-	-	300,000	150,000	450,000
22020304	Magazines & Periodicals	-	-	-	-	-
22020305	Printing of Non Security Documents	2,000,000	1,333,333	-	1,000,000	1,000,000
22020306	Printing of Security Documents	-	-	-	-	-
22020307	Drugs/Laboratory/Medical Supplies	-	-	-	-	-
22020311	Food Stuff/Catering Materials Supplies	-	-	-	-	-

KWARA STATE REVISED ESTIMATES, 2015
RECURRENT REVISED EXPENDITURE

ADMIN/ECONOMIC	ORGANISATION	APPROVED	EXPECTED 8	ACTUAL	EXPENDITURE	REVISED
20000000	RECURRENT EXPENDITURE	2015	2015	2015	2015	2015
1	2	4	5	6	7	8
		N	N	N	N	N
01 ADMINISTRATION SECTOR						
CODE: 0111003	CODE NAME: GOVERNOR'S OFFICE					
220204	MAINTENANCE SERVICES - GENERAL	23,186,667	15,457,778	5,125,000	11,746,667	16,871,667
22020401	Maintenance of Motor Vehicle/Transport Equipment	4,000,000	2,666,667	1,180,000	3,280,000	4,460,000
22020402	Maintenance of Office Furniture	3,186,667	2,124,444	690,000	2,346,667	3,036,667
22020403	Maintenance of Building & Residential QTRS	-	-	750,000	1,000,000	1,750,000
22020404	Maintenance of Office/IT Equipments	4,000,000	2,666,667	705,000	2,120,000	2,825,000
22020406	Other Maintenance Services	12,000,000	8,000,000	1,800,000	3,000,000	4,800,000
22020411	Maintenance of Communication Equipment	-	-	-	-	-
220205	TRAINING - GENERAL	2,000,000	1,333,333	-	1,000,000	1,000,000
22020501	Local Training	2,000,000	1,333,333	-	1,000,000	1,000,000
22020502	International Training	-	-	-	-	-
220206	OTHER SERVICES - GENERAL	216,620,800	144,413,867	47,193,000	141,272,800	188,465,800
22020601	Security Expenses	216,620,800	144,413,867	47,043,000	141,172,800	188,215,800
22020605	Cleaning & Fumigation Services	-	-	150,000	100,000	250,000
220207	CONSULTING & PROFESSIONAL SERVICES-GENERAL	42,040,000	28,026,667	10,000,000	18,159,000	28,159,000
22020701	Financial Consulting	-	-	-	-	-
22020702	Information Technology Consulting	-	-	-	-	-
22020703	Legal Service	42,040,000	28,026,667	10,000,000	18,159,000	28,159,000
22020704	Engineering Services	-	-	-	-	-
220208	FUEL & LUBRICANT - GENERAL	10,502,000	7,001,333	3,900,000	4,700,000	8,600,000
22020801	Motor Vehicle Fuel Cost	2,502,000	1,668,000	900,000	1,200,000	2,100,000
22020803	Plant/Generator Fuel Cost	8,000,000	5,333,333	3,000,000	3,500,000	6,500,000
22020806	Cooking Gas/Fuel Cost	-	-	-	-	-
220210	MISCELLANEOUS EXPENSES - GENERAL	1,508,814,948	1,005,876,632	181,678,500	666,015,296	813,918,796
22021001	Refreshment & Meals	135,743,667	90,495,778	8,286,000	92,457,667	100,743,667
22021002	Honorarium & Sitting Allowance	33,156,201	22,104,134	-	33,156,201	33,156,201
22021007	Welfare Package	322,460,903	214,973,935	16,720,100	241,000,803	257,720,903

KWARA STATE REVISED ESTIMATES, 2015
RECURRENT REVISED EXPENDITURE

ADMIN/ECONOMIC CODE	ORGANISATION NAME	APPROVED ESTIMATES	EXPECTED 8 MONTHS EXPENDITURE	ACTUAL EXPENDITURE CASH BACKED AS AT 31/8/2015	EXPENDITURE FOR THE NEXT 4 MONTHS (SEPTEMBER - DEC.)	REVISED ESTIMATES
		2015	2015	2015	2015	2015
1	2	4	5	6	7	8
		₦	₦	₦	₦	₦
20000000	RECURRENT EXPENDITURE					
01	ADMINISTRATION SECTOR					
CODE: 0111003	CODE NAME: GOVERNOR'S OFFICE					
22021014	Annual Budget Expenses	300,000	200,000	-	200,000	200,000
22021022	Incidental Expenses	370,212,817	246,808,545	90,330,000	110,120,000	200,450,000
22021023	Operational Expenses	88,124,418	58,749,612	8,865,000	64,484,418	73,349,418
22021024	Muslim & Christian Pilgrim Welfare Boards	500,000,000	333,333,333	39,277,400	56,447,600	95,725,000
22021026	Monitoring & Evaluation	1,800,000	1,200,000	450,000	1,350,000	1,800,000
22021027	Committees and Commissions	31,760,000	21,173,333	10,250,000	18,860,000	29,110,000
22021031	Meeting/Visitation	5,256,943	3,504,628	-	4,163,607	4,163,607
22021035	Youth Employment and Social Support Operation (YESSO)	20,000,000	13,333,333	7,500,000	10,000,000	17,500,000
22021037	Newly Recruited Staff of SA(PIU)	-	-	-	-	-
22021064	Quickwin Intervention Programme	0	-	-	-	-
	TOTAL FOR CODE 0111003	1,963,196,355	1,308,797,570	304,378,341	919,710,322	1,190,313,663
2204	GRANTS AND CONTRIBUTIONS GENERAL	20,000,000	13,333,333	4,868,000	5,000,000	9,868,000
220401	LOCAL GRANTS AND CONTRIBUTIONS	20,000,000	13,333,333	4,868,000	5,000,000	9,868,000
22040109	Grants to Communities/NGOs	-	-	-	-	-
22040110	Grants to MDAs	20,000,000	13,333,333	4,868,000	5,000,000	9,868,000

KWARA STATE REVISED ESTIMATES, 2015

Governor's Office

Sector Code: 0111003

CAPITAL RECEIPTS - AIDS AND GRANTS RECEIPTS

Revenue Code	Details of Receipts	Approved Estimates 2015	Expected 8 Months Estimate 2015	Actual Receipts as at August 2015	Expected Estimate for the next 4 Months (Sept.-Dec.) 2015	Revised Estimates 2015
1	2	3	4	5	6	7
13000000	Aids and Grants					
13010000	Aids:					
13010100	Domestic Aids					
13010200	Foreign Aids					
13020000	Grants:					
13020100	Domestic Grants					
13020111	KWASSACA Grants (HIV/AIDS) FGN Contribution	320,000,000	213,333,333	200,000,000	120,000,000	320,000,000
	Sub-Total	320,000,000	213,333,333	200,000,000	120,000,000	320,000,000
13020200	Foreign Grants					
	Total	320,000,000	213,333,333	200,000,000	120,000,000	320,000,000

KWARA STATE REVISED ESTIMATES, 2015

Governor's Office

Sector Code: 0111003

CAPITAL RECEIPTS - LOANS AND OTHER CAPITAL RECEIPTS

Revenue Code	Details of Receipts	Approved Estimates 2015	Expected 8 Months Estimate 2015	Actual Receipts as at August 2015	Expected Estimate for the next 4 Months (Sept.- Dec.) 2015	Revised Estimates 2015
1	2	3	4	5	6	7
14	Capital Development Fund Receipts					
1401	Transfer from Consolidated Revenue to Capital Development Fund					
1402	Other Capital Receipts					
1403	Loans/Borrowing Receipt					
14030100	Domestic Loan/Borrowing Receipt					
14030200	Foreign Loans/Borrowing Receipts					
14030209	Youth Empowerment and Social Support Operation (YESSO)	165,000,000	110,000,000	19,923,210	155,354,450	175,277,660
	Sub-Total	165,000,000	110,000,000	19,923,210	155,354,450	175,277,660
	Total	165,000,000	110,000,000	19,923,210	155,354,450	175,277,660
	Grand Total	485,000,000	323,333,333	219,923,210	275,354,450	495,277,660

KWARA STATE REVISED ESTIMATES, 2015

Governor's Office

Sector Code: 0111003

CAPITAL EXPENDITURE - AIDS & GRANTS AND EXTERNAL LOANS

Expenditure Code	Details of Expenditure	Approved Estimates 2015	Expected 8 Months Estimate 2015	Actual Expenditure as at August 2015	Expected Estimate for the next 4 Months (Sept.- Dec.) 2015	Revised Estimates 2015
1	2	3	4	5	6	7
2301	Fixed Assets Purchase					
230101	Purchase of Fixed Assets - General					
2302	Construction/Provision					
230201	Construction/Provision of Fixed Assets - General					
2303	Rehabilitation/Repairs					
230301	Rehabilitation/Repairs of Fixed Assets - General					
2304	Preservation					
230401	Preservation of the Environment - General					
2305	Other Capital Projects					
230501	Acquisition of Non Tangible Assets					
23050247	KWASSACA Grants (HIV/AIDS) FGN Contribution	320,000,000	213,333,333	200,000,000	120,000,000	320,000,000
23050248	Youth Empowerment and Social Support Operation (YESSO)	165,000,000	110,000,000	19,923,210	155,354,450	175,277,660
	Sub-Total	485,000,000	323,333,333	219,923,210	275,354,450	495,277,660
	Total	485,000,000	323,333,333	219,923,210	275,354,450	495,277,660

KWARA STATE REVISED ESTIMATES, 2015
CAPITAL EXPENDITURE - NON AIDS AND GRANTS

Expenditure Code	Details of Expenditure	Approved Estimates 2015	Expected 8 Months Estimate 2015	Actual Expenditure as at August 2015	Expected Estimate for the next 4 Months (Sept.-Dec.) 2015	Revised Estimates 2015
1	2	3	4	5	6	7
23	CAPITAL EXPENDITURE					
0111003	Governor's Office					
2301	Fixed Assets Purchase					
230101	Purchase of Fixed Assets - General					
23010105	Purchase of Motor Vehicles (All Political Office holders)	750,000,000	500,000,000	-	675,000,000	675,000,000
23010106	Purchase of Van (Protocol Vans & Cars)	150,000,000	100,000,000	9,745,986	90,254,014	100,000,000
23010108	Purchase of Buses (Operational Activities)	70,000,000	46,666,667	-	-	-
23010112	Purchase of Office Furniture & Fittings (All Political Office Holders)	50,000,000	33,333,333	-	50,000,000	50,000,000
23010120	Purchase of Canteen/Kitchen Equipment	6,000,000	4,000,000	-	-	-
23010121	Purchase of Residential Furniture (Govt. Chalets)	60,000,000	40,000,000	-	-	-
23010128	Purchase of Security Equipment	17,500,000	11,666,667	7,315,000	10,185,000	17,500,000
23010140	Purchase of Communication Equipment	11,000,000	7,333,333	-	5,500,000	5,500,000
23010141	Purchase of Office Equipment	10,000,000	6,666,667	-	9,500,000	9,500,000
	Sub-Total	1,124,500,000	749,666,667	17,060,986	840,439,014	857,500,000
2302	Construction/Provision					
230201	Construction/Provision of Fixed Assets - General					
23020102	Construction/Provision of Residential Buildings	350,000,000	233,333,333	-	800,000,000	800,000,000
23020108	Construction/Provision of Police Posts	20,000,000	13,333,333	-	-	-
23020128	Construction of Transit Camp	75,000,000	50,000,000	-	-	-
23020129	Other New Projects	100,000,000	66,666,667	20,800,242	79,199,758	100,000,000
23020300	Contractual Obligation for on-going Project	30,112,975	20,075,317	-	-	-
	Sub-Total	575,112,975	383,408,650	20,800,242	879,199,758	900,000,000
2303	Rehabilitation/Repairs					
230301	Rehabilitation/Repairs of Fixed Assets - General					
23030101	Rehabilitation/Repairs of Residential Building (Govt Chalets)	100,000,000	66,666,667	17,701,800	132,298,200	150,000,000
23030107	Rehabilitation/Repairs of Police Stations/Posts	25,000,000.00	16,666,667	-	-	-

KWARA STATE REVISED ESTIMATES, 2015
CAPITAL EXPENDITURE - NON AIDS AND GRANTS

Expenditure Code	Details of Expenditure	Approved Estimates 2015	Expected 8 Months Estimate 2015	Actual Expenditure as at August 2015	Expected Estimate for the next 4 Months (Sept.- Dec.) 2015	Revised Estimates 2016
1	2	3	4	5	6	7
23	CAPITAL EXPENDITURE					
0111003	Governor's Office					
23030129	Rehabilitation of Deputy Governor's Office/Lodge	100,000,000	66,666,667	-	-	-
	Sub-Total	225,000,000	150,000,000	17,701,800	132,298,200	150,000,000
2305	Other Capital Projects					
230501	Acquisition of Non Tangible Assets					
23050104	Anniversaries/Celebrations	50,000,000	33,333,333	50,000,000	-	50,000,000
23050109	2015 (Jan-May) Quickwin Intervention Programme	351,285,355	234,190,237	-	351,285,355	351,285,355
23050125	Statutory Deduction for the proposed Infrastructure Fund under Kwara State PPP Bureau	45,000,000	30,000,000	-	100,000,000	100,000,000
23050146	Capital Grant to State KWSIEC Office	20,000,000	13,333,333	-	-	-
23050160	2015/2016 Youth Intervention Program	250,000,000	166,666,667	-	100,000,000	100,000,000
23050161	KWASSACA Grants (HIV/AIDS) KWSG Contribution	320,000,000	213,333,333	-	70,000,000	70,000,000
23050249	Youth Empowerment and Social Support Operation (YESSO), (State Counterpart)	200,000,000	133,333,333	-	80,000,000	80,000,000
	Sub-Total	1,236,285,355	824,190,237	50,000,000	701,285,355	751,285,355
	Total	3,160,898,330	2,107,265,553	105,563,028	2,553,222,327	2,658,785,355

KWARA STATE REVISED ESTIMATES, 2015

CAPITAL EXPENDITURE - COFOG

Function Code	Details of Expenditure	Approved Estimates 2015	Expected 8 Months Estimate 2015	Actual Expenditure as at August 2015	Expected Estimate for the next 4 Months (Sept.- Dec.) 2015	Revised Estimates 2015
1	2	3	4	5	6	7
23	CAPITAL EXPENDITURE BASED ON FUNCTION					
0111003	<i>Governor's Office</i>					
701	General Public Services					
7011	Executive Legislative Organs, Financial and Fiscal Affairs, External Affairs	3,645,898,330	2,430,598,887	325,486,238	2,828,576,777	3,154,063,015
7012	Foreign Economic Add					
7013	General Services					
7014	Basic Research					
7015	R & D General Public Servicess					
7016	General Public Servicess N.E.C					
7017	Public Debt Transactions					
7018	Transfers of General Character between Different Levels of Government					
	Non-Aids and Grants	3,160,898,330	2,107,265,553	105,563,028	2,553,222,327	2,658,785,355
	Aids and Grants	485,000,000	323,333,333	219,923,210	275,354,450	495,277,660

KWARA STATE REVISED ESTIMATES, 2015

RECURRENT REVENUE DETAILS

Economic Code No.	Details of Revenue	Approved Estimates	Expected 8 Months Collection	Total Actual Revenue Collection as at	Expected 4 Months Collection	Revised Estimates
		2015	Jan. - August 2015	31/08/2015	Sept. - Dec. 2015	
1	2	4	5	6	7	2015 6 + 7 = 8
0112001	KWARA STATE HOUSE OF ASSEMBLY					
12020400	CODE NAME: FEES - GENERAL					
12020401	Contract Documents Non-refundable processing Fees	60,000	40,000	25,000	35,000	60,000
	Sub-Total	60,000	40,000	25,000	35,000	60,000
12020600	CODE NAME - SALES - GENERAL					
12020610	Sales of Hansard	40,000	26,667	0	40,000	40,000
	Sub-Total	40,000	26,667	0	40,000	40,000
12020700	CODE NAME - EARNING GENERAL					
12020701	Earning from Catering Service	6,000	4,000	0	6,000	6,000
	Sub-Total	6,000	4,000	0	6,000	6,000
12020800	CODE NAME - RENT ON GOVT. PROPERTY GENERAL					
12020822	Rent On Assembly Quarters	0	0	485,000	0	485,000
	Sub-Total	0	0	485,000	0	485,000
12021000	CODE NAME - RE-PAYMENT GENERAL					
12021005	Repayment of Vehicle Loan	28,887,900	19,258,600	11,511,627	17,376,273	28,887,900
	Sub-Total	28,887,900	19,258,600	11,511,627	17,376,273	28,887,900
	TOTAL FOR: CODE 0112001- HOUSE OF ASSEMBLY	28,993,900	19,329,267	12,021,627	17,457,273	29,478,900

KWARA STATE REVISED ESTIMATES, 2015

RECURRENT REVISED EXPENDITURE

ADMIN/ECONOMIC CODE	ORGANISATION NAME	APPROVED ESTIMATES	EXPECTED 8 MONTHS EXPENDITURE	ACTUAL EXPENDITURE CASH BACKED AS AT	EXPENDITURE FOR THE NEXT 4 MONTHS (SEPTEMBER - DEC.)	REVISED ESTIMATES
		2015	2015	31/8/2015 2015	2015	2015
1	2	4	5	6	7	8
		₦	₦	₦	₦	₦
20000000	RECURRENT EXPENDITURE					
01 ADMINISTRATION SECTOR						
CODE:0112001	CODE NAME : KWARA STATE HOUSE OF ASSEMBLY					
21	Personnel Cost	200,000,000	133,333,333	102,662,642	67,337,358	170,000,000
210101	SALARIES & WAGES	-	-	-	0	-
21010101	Salaries	200,000,000	133,333,333	102,662,642	67,337,358	170,000,000
2202	OVERHEAD COST	920,087,180	613,391,453	447,969,501	472,117,680	920,087,181
220201	TRAVEL AND TRANSPORT	53,327,512	35,551,675	27,408,320	25,919,192	53,327,512
22020101	Local Travel and Transport: Training	53,327,512	35,551,675	27,408,320	25,919,192	53,327,512
22020104	International Travel and Transport: Others	-	-	-	-	-
220202	UTILITIES - GENERAL	23,726,294	15,817,529	21,760,778	1,965,516	23,726,294
22020201	Electricity Charges State Assembly	22,526,294	15,017,529	21,060,778	1,465,516	22,526,294
22020202	Telephone Charges	-	-	-	-	-
22020203	Internet Access Charges	-	-	-	-	-
22020204	Satellite Broadcasting Access Charges	-	-	-	-	-
22020205	Water Rates	1,200,000	800,000	700,000	500,000	1,200,000
220203	MATERIALS & SUPPLIES - GENERAL	6,107,867	4,071,911	2,355,600	2,952,267	5,307,867
22020301	Office Stationeries/Computer Consumables	2,971,067	1,980,711	1,414,050	1,557,017	2,971,067
22020302	Books	1,000,000	666,667	-	200,000	200,000
22020303	Newspapers	1,636,800	1,091,200	941,550	695,250	1,636,800
22020304	Magazines & Periodicals	-	-	-	-	-
22020305	Printing of Non Security Documents (Hanzard)	500,000	333,333	-	500,000	500,000
22020306	Printing of Security Documents	-	-	-	-	-
22020307	Drugs/Laboratory/Medical Supplies	-	-	-	-	-
22020308	Field & Camping Materials Supplies	-	-	-	-	-
22020309	Uniforms & Other Clothing	-	-	-	-	-

**KWARA STATE REVISED ESTIMATES, 2015
RECURRENT REVISED EXPENDITURE**

ADMIN/ECONOMIC CODE	ORGANISATION NAME	APPROVED	EXPECTED 8	ACTUAL	EXPENDITURE	REVISED
		ESTIMATES	MONTHS	EXPENDITURE	FOR THE NEXT 4	ESTIMATES
		2015	2015	CASH BACKED AS AT 31/8/2015 2015	MONTHS (SEPTEMBER - DEC.) 2015	2015
20000000	RECURRENT EXPENDITURE					
1	2	4	5	6	7	8
		₦	₦	₦	₦	₦
01 ADMINISTRATION SECTOR						
CODE:0112001 CODE NAME : KWARA STATE HOUSE OF ASSEMBLY						
220204	MAINTENANCE SERVICES - GENERAL	58,681,555	39,121,036	24,949,220	45,179,001	70,128,221
22020401	Maintenance of Motor Vehicle/Transport Equipment	12,284,821	8,189,881	3,985,540	8,299,281	12,284,821
22020402	Maintenance of Office Furniture	-	-	-	-	-
22020403	Maintenance of Office Building & Residential QTRS	25,000,000	16,666,667	19,500,280	28,499,720	48,000,000
22020404	Maintenance of Office/IT Equipments	186,667	124,444	-	186,667	186,667
22020405	Maintenance of Plant/Generators in the Assembly	8,553,333	5,702,222	283,000	1,717,000	2,000,000
22020406	Other Maintenance Services	12,656,733	8,437,822	1,180,400	6,476,333	7,656,733
22020411	Maintenance of Communication Equipments	-	-	-	-	-
220205	TRAINING - GENERAL	211,313,333	140,875,556	2,029,006	85,044,995	87,074,001
22020501	Local Training	1,313,333	875,556	-	1,000,000	1,000,000
22020502	International Training	-	-	-	-	-
22020503	Seminars, Workshop and Conferences	210,000,000	140,000,000	2,029,006	84,044,995	86,074,001
220206	OTHER SERVICES - GENERAL	14,100,000	9,400,000	7,953,889	6,946,111	14,900,000
22020601	Security Expenses	3,600,000	2,400,000	2,105,000	2,295,000	4,400,000
22020605	Cleaning & Fumigation Services	10,500,000	7,000,000	5,848,889	4,651,111	10,500,000
220207	CONSULTING & PROFESSIONAL SERVICES GENERAL	4,533,334	3,022,223	4,500,000	6,866,667	11,366,667
22020701	Financial Consulting	-	-	-	-	-
22020702	Information Technology Consulting	-	-	-	-	-
22020703	Legal Service	3,166,667	2,111,111	4,500,000	5,500,000	10,000,000
22020704	Engineering Service	-	-	-	-	-
22020711	Other Consulting Services	1,366,667	911,111	-	1,366,667	1,366,667

KWARA STATE REVISED ESTIMATES, 2015
RECURRENT REVISED EXPENDITURE

ADMIN/ECONOMIC CODE	ORGANISATION NAME	APPROVED ESTIMATES	EXPECTED 8 MONTHS EXPENDITURE	ACTUAL EXPENDITURE CASH BACKED AS AT 31/8/2015	EXPENDITURE FOR THE NEXT 4 MONTHS (SEPTEMBER - DEC.)	REVISED ESTIMATES
20000000	RECURRENT EXPENDITURE	2015	2015	2015	2015	2015
1	2	4	5	6	7	8
		₦	₦	₦	₦	₦
01 ADMINISTRATION SECTOR						
CODE:0112001 CODE NAME : KWARA STATE HOUSE OF ASSEMBLY						
220208	FUEL & LUBRICANT - GENERAL	26,418,000	17,612,000	25,700,900	17,099,100	42,800,000
22020801	Motor Vehicle Fuel Cost	12,669,000	8,446,000	10,296,000	11,504,000	21,800,000
22020802	Other Transport Equipment Fuel Cost	-	-	-	-	-
22020803	Plant/Generator Fuel Cost	13,749,000	9,166,000	15,404,900	5,595,100	21,000,000
220209	FINANCIAL CHARGES - GENERAL	2,057,859	1,371,906	798,096	1,259,763	2,057,859
22020901	Bank Charges (Other Than Interest)	2,057,859	1,371,906	798,096	1,259,763	2,057,859
22020902	Insurance Premium	-	-	-	-	-
220210	MISCELLANEOUS EXPENSES - GENERAL	515,895,838	343,930,558	330,013,692	275,459,479	605,473,171
22021001	Refreshment & Meals	43,460,667	28,973,778	48,589,608	31,410,392	80,000,000
22021002	Honorarium & Sitting Allowance	350,000,000	233,333,333	189,669,117	160,330,883	350,000,000
22021003	Publicity & Advertisements	12,116,343	8,077,562	8,818,112	6,298,231	15,116,343
22021004	Medical Expenses - Local	246,828	164,552	-	246,828	246,828
22021006	Postages & Courier Services	-	-	-	-	-
22021007	Welfare Package	50,000,000	33,333,333	42,866,647	32,133,353	75,000,000
22021014	Annual Budget Expenses & Administration	1,500,000	1,000,000	433,500	1,066,500	1,500,000
22021019	Medical Expenses - International	-	-	-	-	-
22021022	Incidental Expenses	22,462,000	14,974,667	29,826,208	17,673,792	47,500,000
22021027	Committee & Commission	36,110,000	24,073,333	9,810,500	26,299,500	36,110,000
	TOTAL FOR CODE 0112001	1,120,087,180	746,724,787	550,632,143	539,455,038	1,090,087,181
2204	GRANTS AND CONTRIBUTIONS GENERAL	3,925,589	2,617,060	500,000	3,425,589	3,925,589
220402	FOREIGN GRANTS AND CONTRIBUTIONS	3,925,589	2,617,060	500,000	3,425,589	3,925,589
22040202	Grants to Foreign International Organisations	3,925,589	2,617,060	500,000	3,425,589	3,925,589

KWARA STATE REVISED ESTIMATES, 2015
CAPITAL EXPENDITURE - NON AIDS AND GRANTS

Expenditure Code	Details of Expenditure	Approved Estimates 2015	Expected 8 Months Estimate 2015	Actual Expenditure as at August 2015	Expected Estimate for the next 4 Months (Sept.- Dec.) 2015	Revised Estimates 2015
1	2	3	4	5	6	7
23	CAPITAL EXPENDITURE					
0112001	Kwara State House of Assembly					
2301	Fixed Assets Purchase					
230101	Purchase of Fixed Assets - General					
23010104	Purchase of Motor Cycles	200,000	133,333	-	200,000	200,000
23010105	Purchase of Motor Vehicles	30,000,000	20,000,000	5,747,126	24,252,874	30,000,000
23010112	Purchase of Office Furniture & Fittings (for the New Office Complex)	1,000,000	666,667	-	1,000,000	1,000,000
23010122	Purchase of Health/Medical Equipment	2,000,000	1,333,333	-	2,000,000	2,000,000
23010125	Purchase of Library Books & Equipment	5,000,000	3,333,333	-	5,000,000	5,000,000
23010128	Purchase of Security Equipment	20,000,000	13,333,333	-	20,000,000	20,000,000
23010140	Purchase of Communication Equipment (& Digital Camera)	5,000,000	3,333,333	-	5,000,000	5,000,000
23010141	Purchase of Office Equipment	3,500,000	2,333,333	-	3,500,000	3,500,000
23010142	Purchase of Slasher, Mower & Hydraulic Lift	1,000,000	666,667	-	1,000,000	1,000,000
23010143	Purchase of Robe: Hon. Speaker & Clerk	1,000,000	666,667	-	1,000,000	1,000,000
	Sub-Total	68,700,000	45,800,000	5,747,126	62,952,874	68,700,000
2302	Construction/Provision					
230201	Construction/Provision of Fixed Assets - General					
23020101	Construction/Provision of Office Buildings	45,000,000	30,000,000	-	4,000,000	4,000,000
23020103	Construction/Provision of Electricity (Solar Light)	2,000,000	1,333,333	-	15,000,000	15,000,000
23020106	Construction/Provision of Hospital /Health Centres	-	-	-	38,000,000	38,000,000
23020118	Infrastructural Development Facilities at Maigida Housing Estate	-	-	-	70,000,000	70,000,000
23020124	Construction of Parks (Car Park)	4,000,000	2,666,667	-	4,000,000	4,000,000
23020169	Construction of Assembly e- Library	38,000,000	25,333,333	-	8,000,000	8,000,000
	Sub-Total	89,000,000	59,333,333	-	139,000,000	139,000,000
2303	Rehabilitation/Repairs					
230301	Rehabilitation/Repairs of Fixed Assets - General					

KWARA STATE REVISED ESTIMATES, 2015
CAPITAL EXPENDITURE - NON AIDS AND GRANTS

Expenditure Code	Details of Expenditure	Approved Estimates 2015	Expected 8 Months Estimate 2015	Actual Expenditure as at August 2015	Expected Estimate for the next 4 Months (Sept.- Dec.) 2015	Revised Estimates 2015
1	2	3	4	5	6	7
23	CAPITAL EXPENDITURE					
0112001	<i>Kwara State House of Assembly</i>					
23030101	Rehabilitaion of Residential Buildings	12,000,000	8,000,000	-	20,000,000	20,000,000
23030102	Rehabilitation/Repairs - Electricity (Assembly Complex)	1,200,000	800,000	-	1,200,000	1,200,000
23030118	Rehabilitation of Recreational Facilities/Centre (at Parliament Village)	1,500,000	1,000,000	-	1,500,000	1,500,000
23030121	Rehabilitaion of Office Buildings	84,000,000	56,000,000	-	26,000,000	26,000,000
	Sub-Total	98,700,000	65,800,000	-	48,700,000	48,700,000
2305	Other Capital Projects					
230501	Acquisition of Non Tangible Assets					
23050102	Computer Software Acquisition	11,000,000	7,333,333	-	11,000,000	11,000,000
23050110	Design, Setting up and Subscription of e-legislature	10,000,000	6,666,667	-	10,000,000	10,000,000
	Sub-Total	21,000,000	14,000,000	-	21,000,000	21,000,000
	Total	277,400,000	184,933,333	5,747,126	271,652,874	277,400,000

KWARA STATE REVISED ESTIMATES, 2015

CAPITAL EXPENDITURE - COFOG

Function Code	Details of Expenditure	Approved Estimates 2015	Expected 8 Months Estimate 2015	Actual Expenditure as at August 2015	Expected Estimate for the next 4 Months (Sept.-Dec.) 2015	Revised Estimates 2015
1	2	3	4	5	6	7
23	CAPITAL EXPENDITURE BASED ON FUNCTION					
0112001	<i>Kwara State House of Assembly</i>					
701	General Public Services					
7011	Executive Legislative Organs, Financial and Fiscal Affairs, External Affairs	277,400,000	184,933,333	5,747,126	271,652,874	277,400,000
7012	Foreign Economic Add					
7013	General Services					
7016	General Public Services N.E.C					
7017	Public Debt Transactions					
7018	Transfers of General Character between Different Levels of Government					
	Non-Aids and Grants	277,400,000	184,933,333	5,747,126	271,652,874	277,400,000

KWARA STATE REVISED ESTIMATES, 2015

RECURRENT REVENUE DETAILS

Economic Code No.	Details of Revenue	Approved Estimates	Expected 8 Months Collection	Total Actual Revenue Collection as at	Expected 4 Months Collection	Revised Estimates
1	2	2015	Jan. - August 2015	31/08/2015	Sept. - Dec. 2015	2015
		4	5	6	7	6 + 7 = 8
0123001	MINISTRY OF INFORMATION & COMMUNICATION					
12020100	CODE NAME: LICENCES - GENERAL					
12022017	Auctioner Licences and Renewal	110,000	73,333	10,000	100,000	110,000
	Sub-Total	110,000	73,333	10,000	100,000	110,000
12020400	CODE NAME: FEES - GENERAL					
	Contract Documents: Non - Refundable Processing					
12020401	Fees	300,000	200,000	0	20,000	20,000
12020408	Registration of Artisans	50,000	33,333	0	10,000	10,000
	Sub-Total	350,000	233,333	0	30,000	30,000
12020600	CODE NAME - SALES - GENERAL					
12020625	Sales of Graphic Art Product	300,000	200,000	35,000	25,000	60,000
	Sub-Total	300,000	200,000	35,000	25,000	60,000
12020700	CODE NAME - EARNING GENERAL					
12020740	Earning from Printing	500,000	333,333	0	0	0
	Earning from Video Services and Pub. Address System	130,000	86,667	0	60,000	60,000
12020742	Earnings from KWASAA	198,610,000	132,406,667	5,129,000	2,844,000	7,973,000
	Earning from Information Video/Videoscope Services	0	0	0	0	0
	Sub-Total	199,240,000	132,826,667	5,129,000	2,904,000	8,033,000
	TOTAL FOR: CODE 0123001- MINISTRY OF INFORMATION	200,000,000	133,333,333	5,174,000	3,059,000	8,233,000

**KWARA STATE REVISED ESTIMATES, 2015
RECURRENT REVISED EXPENDITURE**

ADMIN/ECONOMIC CODE	ORGANISATION NAME	APPROVED ESTIMATES	EXPECTED 8 MONTHS EXPENDITURE	ACTUAL EXPENDITURE CASH BACKED AS AT 31/8/2015	EXPENDITURE FOR THE NEXT 4 MONTHS (SEPTEMBER - DEC.)	REVISED ESTIMATES
		2015	2015	2015	2015	2015
20000000	RECURRENT EXPENDITURE					
1	2	4	5	6	7	8
		N	N	N	N	N
01 ADMINISTRATION SECTOR						
CODE 0123001 CODE NAME : MINISTRY OF INFORMATION AND COMMUNICATION						
21	Personnel Cost	79,049,972	52,699,981	52,791,287	25,595,643	78,386,930
210101	SALARIES & WAGES	-	-	-	-	-
21010101	Salaries	79,049,972	52,699,981	52,791,287	25,595,643	78,386,930
2202	OVERHEAD COST	31,696,408	21,130,939	2,829,000	9,943,500	12,772,500
220201	TRAVEL AND TRANSPORT - GENERAL	-	-	-	-	-
22020101	Local Travel and Transport	-	-	-	-	-
22020103	International Travel and Transport: Training	-	-	-	-	-
220202	UTILITIES - GENERAL	1,700,000	1,133,333	-	400,000	400,000
22020201	Electricity Charges	1,200,000	800,000	-	300,000	300,000
22020202	Telephone Charges	-	-	-	-	-
22020203	Internet Access Charges	-	-	-	-	-
22020204	Satellite Broadcasting Access Charges	-	-	-	-	-
22020205	Water Rates	500,000	333,333	-	100,000	100,000
220203	MATERIALS & SUPPLIES - GENERAL	8,240,000	5,493,333	60,000	3,600,000	3,660,000
22020301	Office Stationeries/Computer Consumable	240,000	160,000	60,000	100,000	160,000
22020302	Books	-	-	-	-	-
22020303	Newspaper	-	-	-	-	-
22020304	Magazines & Periodicals	-	-	-	-	-
22020305	Printing of Non Security Documents	8,000,000	5,333,333	-	3,500,000	3,500,000
220204	MAINTENANCE SERVICES - GENERAL	2,923,333	1,948,889	609,000	878,500	1,487,500
22020401	Maintenance of Motor Vehicle/Transport Equipment	606,000	404,000	363,000	386,500	749,500
22020402	Maintenance of Office Furniture	984,000	656,000	246,000	492,000	738,000
22020403	Maintenance of Building & Residential QTRS	-	-	-	-	-

KWARA STATE REVISED ESTIMATES, 2015
RECURRENT REVISED EXPENDITURE

ADMIN/ECONOMIC CODE	ORGANISATION NAME	APPROVED ESTIMATES	EXPECTED 8 MONTHS EXPENDITURE	ACTUAL EXPENDITURE CASH BACKED AS AT 31/8/2015	EXPENDITURE FOR THE NEXT 4 MONTHS (SEPTEMBER - DEC.)	REVISED ESTIMATES
		2015	2015	2015	2015	2015
20000000	RECURRENT EXPENDITURE					
1	2	4	5	6	7	8
		N	N	N	N	N
01 ADMINISTRATION SECTOR						
CODE 0123001 CODE NAME : MINISTRY OF INFORMATION AND COMMUNICATION						
22020404	Maintenance of Office/IT Equipments	200,000	133,333	-	-	-
22020405	Maintenance of Plant/Generators	200,000	133,333	-	-	-
22020406	Other Maintenance Services	-	-	-	-	-
22020411	Maintenance of Communication Equipments	933,333	622,222	-	-	-
220205	TRAINING - GENERAL	2,312,000	1,541,333	-	500,000	500,000
22020501	Local Training	-	-	-	-	-
22020502	International Training	-	-	-	-	-
22020503	Seminars, Workshop, National/State Council and Conferences	2,312,000	1,541,333	-	500,000	500,000
220206	OTHER SERVICES - GENERAL	-	-	-	-	-
22020605	Cleaning & Fumigation Services	-	-	-	-	-
220207	CONSULTING & PROFESSIONAL SERVICES	-	-	-	-	-
22020701	Financial Consulting	-	-	-	-	-
22020702	Information Technology Consulting	-	-	-	-	-
22020703	Legal Service	-	-	-	-	-
22020704	Engineering Services	-	-	-	-	-
220208	FUEL & LUBRICANT - GENERAL	-	-	-	-	-
22020801	Motor Vehicle Fuel Cost	-	-	-	-	-
22020803	Plant/Generator Fuel Cost	-	-	-	-	-
220210	MISCELLANEOUS EXPENSES - GENERAL	16,521,075	11,014,050	2,160,000	4,565,000	6,725,000
22021001	Refreshment & Meals	500,000	333,333	160,000	380,000	540,000
22021003	Publicity & Advertisements	10,499,048	6,999,365	1,080,000	2,100,000	3,180,000
22021006	Postages & Courier Services	-	-	-	-	-
22021007	Welfare Package	-	-	-	-	-

**KWARA STATE REVISED ESTIMATES, 2015
RECURRENT REVISED EXPENDITURE**

ADMIN/ECONOMIC CODE	ORGANISATION NAME	APPROVED ESTIMATES	EXPECTED 8 MONTHS EXPENDITURE	ACTUAL EXPENDITURE CASH BACKED AS AT 31/8/2015	EXPENDITURE FOR THE NEXT 4 MONTHS (SEPTEMBER - DEC.)	REVISED ESTIMATES
		2015	2015	2015	2015	2015
20000000	RECURRENT EXPENDITURE					
1	2	4	5	6	7	8
		₦	₦	₦	₦	₦
01 ADMINISTRATION SECTOR						
CODE 0123001 CODE NAME : MINISTRY OF INFORMATION AND COMMUNICATION						
22021008	Subscription to Professional Bodies	-	-	-	-	-
22021014	Annual Budget Expenses	-	-	-	-	-
22021022	Incidental Expenses	1,815,360	1,210,240	320,000	680,000	1,000,000
22021023	Operational Expenses	3,706,667	2,471,111	600,000	1,405,000	2,005,000
	TOTAL FOR CODE 0123001	110,746,380	73,830,920	55,620,287	35,539,143	91,159,430
220501	SUBSIDY GENERAL	152,700,000	101,800,000	82,483,259	69,816,741	152,300,000
	SUBSIDY TO GOVERNMENT PARASTATAL	152,700,000	101,800,000	82,483,259	69,816,741	152,300,000
0123011	Kwara State Television	42,400,000	28,266,667	17,664,042	24,335,958	42,000,000
0123012	Kwara State Broadcasting Corporation	75,500,000	50,333,333	50,328,069	25,171,931	75,500,000
0123013	Kwara State printing & Publishing Corporation	34,800,000	23,200,000	14,491,148	20,308,852	34,800,000

KWARA STATE REVISED ESTIMATES, 2015
CAPITAL EXPENDITURE - NON AIDS AND GRANTS

Expenditure Code	Details of Expenditure	Approved Estimates 2015	Expected 8 Months Estimate 2015	Actual Expenditure as at August 2015	Expected Estimate for the next 4 Months (Sept.-Dec.) 2015	Revised Estimates 2015
1	2	3	4	5	6	7
23	CAPITAL EXPENDITURE					
0123001	Ministry of Information and Communications					
2301	Fixed Assets Purchase					
230101	Purchase of Fixed Assets - General					
23010104	Purchase of Motor Cycles (Tricycles for Herald)	600,000	400,000	-	-	-
23010105	Purchase of Motor Vehicles (2 No of Toyota Hilux, KWASSA)	12,000,000	8,000,000	-	6,000,000	6,000,000
23010106	Purchase of Van	108,000,000	72,000,000	-	-	-
23010112	Purchase of Office Furniture and Fittings	-	-	-	1,500,000	1,500,000
23010113	Purchase of Computers (i.e 17" Flat screen (3) /A3 Printer 7100 series.)	1,000,000	666,667	-	11,000,000	11,000,000
23010119	Purchase of Power Generating Set (Lister), (250 KVA) for Herald	2,600,000	1,733,333	-	5,200,000	5,200,000
23010140	Purchase of Communication Equipment	30,051,257	20,034,171	-	52,940,657	52,940,657
23010144	Purchase of Printing Machine	64,100,000	42,733,333	-	-	-
23010145	Purchase of Materials	19,900,000	13,266,667	-	-	-
23010146	Purchase of Transmitter	24,000,000	16,000,000	-	85,000,000	85,000,000
23010147	Purchase of Spare Parts	10,268,175	6,845,450	-	-	-
	Sub-Total	272,519,432	181,679,621	-	161,640,657	161,640,657
2302	Construction/Provision					
230201	Construction/Provision of Fixed Assets - General					
23020101	Construction of Office Building (State Archives)	5,000,000	3,333,333	-	-	-
23020300	Contractual Obligation	-	-	-	65,078,346	65,078,346
	Sub-Total	5,000,000	3,333,333	-	65,078,346	65,078,346
2303	Rehabilitation/Repairs					
230301	Rehabilitation/Repairs of Fixed Assets - General					
23030121	Rehabilitation of Office Building	28,800,000	19,200,000	-	160,000,000	160,000,000
23030130	Rehabilitation of Equipment	25,663,800	17,109,200	-	30,000,000	30,000,000

KWARA STATE REVISED ESTIMATES, 2015
CAPITAL EXPENDITURE - NON AIDS AND GRANTS

Expenditure Code	Details of Expenditure	Approved Estimates 2015	Expected 8 Months Estimate 2015	Actual Expenditure as at August 2015	Expected Estimate for the next 4 Months (Sept.- Dec.) 2015	Revised Estimates 2015
1	2	3	4	5	6	7
23	CAPITAL EXPENDITURE					
0123001	Ministry of Information and Communications					
23030131	Rehabilitation of Suspended Roof of the Main Complex at Broadcasting House.	10,000,000	6,666,667	-	25,000,000	25,000,000
23030145	Rehabilitation / Upgrading of main studio of Radio Kwara	-	-	-	25,000,000	25,000,000
	Sub-Total	64,463,800	42,975,867	-	240,000,000	240,000,000
2305	Other Capital Projects					
230501	Acquisition of Non Tangible Assets					
23050112	Connection of KWTV to PHCN Urban feeder.	2,200,000	1,466,667	-	2,200,000	2,200,000
23050114	Payment for NBC License fee for 2008 Radio Kwara and Kwara TV.	32,000,000	21,333,333	-	32,000,000	32,000,000
23050248	Documentaries and Jingles on Government Projects/Programmes	30,000,000	20,000,000	-	35,000,000	35,000,000
	Sub-Total	64,200,000	42,800,000	-	69,200,000	69,200,000
	Total	406,183,232	270,788,821	-	535,919,003	535,919,003

KWARA STATE REVISED ESTIMATES, 2015

CAPITAL EXPENDITURE - COFOG

Function Code	Details of Expenditure	Approved Estimates 2015	Expected 8 Months Estimate 2015	Actual Expenditure as at August 2015	Expected Estimate for the next 4 Months (Sept.- Dec.) 2015	Revised Estimates 2015
1	2	3	4	5	6	7
23	CAPITAL EXPENDITURE BASED ON FUNCTION					
0123001	<i>Ministry of Information and Communications</i>					
704	Economic Affairs					
7041	General Economic, Commercial and Labour Affairs					
7042	Agriculture, Forestry, Fishing and Hunting					
7043	Fuel and Energy					
7044	Mining, Manufacturing and Construction					
7045	Transport					
7046	Communication	406,183,232	270,788,821	-	535,919,003	535,919,003
7047	Other Industries					
7048	R & D Economic Affairs					
7049	Economic Affairs N.E.C					
	Non-Aids and Grants	406,183,232	270,788,821	-	535,919,003	535,919,003

KWARA STATE REVISED ESTIMATES, 2015
RECURRENT REVENUE DETAILS

Economic Code No.	Details of Revenue	Approved Estimates	Expected 8 Months Collection	Total Actual Revenue Collection as at 31/08/2015	Expected 4 Months Collection	Revised Estimates
1	2	2015	Jan. - August 2015	2015	2015	2015
		4	5	6	7	6 + 7 = 8
0125001	HEAD OF SERVICE					
12020400	CODE NAME: FEES - GENERAL					
12020403	Staff Development College - Course Fees	996,000	664,000	687,000	415,000	1,102,000
12020404	Short Term Seminar and Workshop (MDU)	70,000	46,667	20,000	30,000	50,000
12020405	Exam Fees (Result Checking-Internal & External) SDC	120,000	80,000	107,200	50,000	157,200
12020406	Registration/Ren. of ID card (Civil Servant and Pensioners)	2,500,000	1,666,667	0	1,041,667	1,041,667
12020407	Civil Service Examination Fees	528,000	352,000	338,800	220,000	558,800
12020401	Contract Document Non-Refundable (State Tax)	20,000,000	13,333,333	0	25,000	25,000
12020408	Registration of Artisans	0	0	0	0	0
	Sub-Total	24,214,000	16,142,667	1,153,000	1,781,667	2,934,667
12020600	CODE NAME - SALES - GENERAL					
12020604	Sales of S.D.C Forms	400,000	266,667	96,000	300,000	396,000
12020605	Sales of Govt. Quarter	223,086,000	148,724,000	62,124,000	92,952,500	155,076,500
	Sub-Total	223,486,000	148,990,667	62,220,000	93,252,500	155,472,500
	CODE NAME - RENT ON GOVT. PROPERTY GENERAL					
12020800	GENERAL					
12020805	Rent from Senior & Junior Staff Quarters	2,300,000	1,533,333	2,574,000	766,667	3,340,667
	Sub-Total	2,300,000	1,533,333	2,574,000	766,667	3,340,667
	TOTAL FOR: CODE 0125001 - HEAD OF SERVICE	250,000,000	166,666,667	65,947,000	95,800,834	161,747,834

KWARA STATE REVISED ESTIMATES, 2015
RECURRENT REVISED EXPENDITURE

ADMIN/ECONOMIC CODE	ORGANISATION NAME	APPROVED ESTIMATES	EXPECTED 8 MONTHS EXPENDITURE	ACTUAL EXPENDITURE CASH BACKED AS AT 31/8/2015 2015	EXPENDITURE FOR THE NEXT 4 MONTHS (SEPTEMBER - DEC.) 2015	REVISED ESTIMATES
20000000	RECURRENT EXPENDITURE	2015	2015	2015	2015	2015
1	2	4	5	6	7	8
		N	N	N	N	N
01 ADMINISTRATION SECTOR						
CODE: 0125001: CODE NAME: OFFICE OF HEAD OF SERVICE						
21	Personnel Cost	921,043,993	614,029,329	602,963,669	301,681,834	904,645,503
210101	SALARIES & WAGES	-	-	-	-	-
21010101	Salaries	921,043,993	614,029,329	602,963,669	301,681,834	904,645,503
22	OTHER RECURRENT COSTS	-	-	-	-	-
2201	SOCIAL BENEFITS	6,000,000,000	4,000,000,000	3,469,496,036	2,850,003,964	6,319,500,000
22010101	Gratuity	1,800,000,000	1,200,000,000	-	-	-
22010102	Pension	4,200,000,000	2,800,000,000	3,469,496,036	2,850,003,964	6,319,500,000
2202	OVERHEAD COST	621,348,667	414,232,444	143,858,393	406,738,558	550,596,951
220201	TRAVEL AND TRANSPORT	5,000,000	3,333,333	-	-	-
220201	Local Travel and Transport	5,000,000	3,333,333	-	-	-
22020104	International Travel and Transport: Others	-	-	-	-	-
220202	UTILITIES - GENERAL	7,800,000	5,200,000	-	1,416,667	1,416,667
22020201	Electricity Charges	6,800,000	4,533,333	-	1,000,000	1,000,000
22020202	Telephone Charges	400,000	266,667	-	166,667	166,667
22020203	Internet Access Charges	0	-	-	-	-
22020204	Satellite Broadcasting Access Charges	0	-	-	-	-
22020205	Water Rates	600,000	400,000	-	250,000	250,000
220203	MATERIALS & SUPPLIES - GENERAL	2,350,667	1,567,111	600,000	2,979,445	3,579,445
22020301	Office Stationeries/Computer Consumable	840,000	560,000	280,000	350,000	630,000
22020302	Books	-	-	-	1,000,000	1,000,000
22020303	Newspapers	960,000	640,000	320,000	400,000	720,000
22020304	Magazines & Periodicals	-	-	-	1,000,000	1,000,000
22020305	Printing of Non Security Documents	-	-	-	229,445	229,445
22020306	Printing of Security Documents	550,667	367,111	-	-	-

**KWARA STATE REVISED ESTIMATES, 2015
RECURRENT REVISED EXPENDITURE**

ADMIN/ECONOMIC CODE	ORGANISATION NAME	APPROVED ESTIMATES	EXPECTED 8 MONTHS EXPENDITURE	ACTUAL EXPENDITURE CASH BACKED AS AT 31/8/2015	EXPENDITURE FOR THE NEXT 4 MONTHS (SEPTEMBER - DEC.)	REVISED ESTIMATES
		2015	2015	2015	2015	2015
20000000	RECURRENT EXPENDITURE					
1	2	4	5	6	7	8
		₦	₦	₦	₦	₦
01 ADMINISTRATION SECTOR						
CODE: 0125001: CODE NAME: OFFICE OF HEAD OF SERVICE						
22020307	Drugs & Medical Supplies	-	-	-	-	-
22020308	Field & Camping Materials Supplies	-	-	-	-	-
22020309	Uniforms & Other Clothing	-	-	-	-	-
22020310	Teaching Aids/Instruction Material	-	-	-	-	-
22020311	Food Stuff/Catering Materials Supplies	-	-	-	-	-
220204	MAINTENANCE SERVICES - GENERAL	4,384,000	2,922,667	1,027,000	1,602,778	2,629,778
22020401	Maintenance of Motor Vehicle/Transport Equipment	2,457,333	1,638,222	607,000	800,000	1,407,000
22020402	Maintenance of Office Furniture	1,260,000	840,000	420,000	525,000	945,000
22020403	Maintenance of Building & Residential Qtrs	-	-	-	-	-
22020404	Maintenance of Office/IT Equipments	-	-	-	-	-
22020405	Maintenance of Plant/Generators	666,667	444,444	-	277,778	277,778
22020411	Maintenance of Communication Equipment	-	-	-	-	-
220205	TRAINING - GENERAL	236,000,000	157,333,333	886,393	118,034,940	118,921,333
22020501	Local Training	210,000,000	140,000,000	214,393	99,785,607	100,000,000
22020502	International Training	-	-	-	-	-
22020503	Seminars, Workshop and Conferences	26,000,000	17,333,333	672,000	18,249,333	18,921,333
220206	OTHER SERVICES - GENERAL	3,616,000	2,410,667	4,970,000	7,651,850	12,621,850
22020601	Security Service	3,616,000	2,410,667	4,970,000	7,651,850	12,621,850
22020605	Cleaning & Fumigation Services	-	-	-	-	-
220207	CONSULTING & PROFESSIONAL SERVICES	80,002,019	53,335,353	45,002,021	75,002,022	120,002,023
22020701	Financial Consulting	-	-	-	-	-
22020702	Information Technology Consulting	-	-	-	-	-
22020704	Engineering Services	-	-	-	-	-

KWARA STATE REVISED ESTIMATES, 2015

RECURRENT REVISED EXPENDITURE

ADMIN/ECONOMIC CODE	ORGANISATION NAME	APPROVED ESTIMATES	EXPECTED 8 MONTHS EXPENDITURE	ACTUAL EXPENDITURE CASH BACKED AS AT 31/8/2015	EXPENDITURE FOR THE NEXT 4 MONTHS (SEPTEMBER - DEC.)	REVISED ESTIMATES
20000000	RECURRENT EXPENDITURE	2015	2015	2015	2015	2015
1	2	4	5	6	7	8
		₦	₦	₦	₦	₦
01 ADMINISTRATION SECTOR						
CODE: 0125001: CODE NAME: OFFICE OF HEAD OF SERVICE						
22020709	Waste Management/Cleaning Consulting	80,000,000	53,333,333	45,000,000	75,000,000	120,000,000
220208	FUEL & LUBRICANT - GENERAL	960,000	640,000	320,000	400,000	720,000
22020801	Motor Vehicle Fuel Cost	960,000	640,000	320,000	400,000	720,000
22020803	Plant/Generator Fuel Cost	-	-	-	-	-
22020806	Cooking Gas/Fuel Cost	-	-	-	-	-
220210	MISCELLANEOUS EXPENSES - GENERAL	278,571,333	185,714,222	91,055,000	198,152,878	289,207,878
22021001	Refreshment & Meals	1,200,000	800,000	400,000	500,000	900,000
22021003	Publicity & Advertisements	986,667	657,778	240,000	991,111	1,231,111
22021007	Welfare Package	8,640,000	5,760,000	-	11,934,800	11,934,800
22021014	Annual Budget Expenses & Administration	250,000	166,667	-	250,000	250,000
22021021	Special Day/Celebrations	6,174,667	4,116,444	5,000,000	4,000,000	9,000,000
22021022	Incidental Expenses	10,000,000	6,666,667	3,375,000	14,960,300	18,335,300
22021023	Operational Expenses	10,320,000	6,880,000	1,640,000	4,300,000	5,940,000
22021026	Monitoring & Evaluation	1,000,000	666,667	-	416,667	416,667
22021031	Meeting/Visitation	-	-	-	-	-
22021032	KWABES	240,000,000	160,000,000	80,400,000	160,800,000	241,200,000
22021033	Kwassaca Activities	-	-	-	-	-
22021038	Institutionalization and Implementation of State Service Charter	-	-	-	-	-
22021039	Employees' Compensation Act (ECA) 2010	-	-	-	-	-
	TOTAL FOR CODE 0125001	1,542,392,660	1,028,261,773	746,822,062	708,420,392	1,455,242,454
2204	GRANTS AND CONTRIBUTIONS GENERAL	2,666,667	1,777,778	-	1,500,000	1,500,000
220401	LOCAL GRANTS AND CONTRIBUTIONS	2,666,667	1,777,778	-	1,500,000	1,500,000
22040110	Grants to MDAs	2,666,667	1,777,778	-	1,500,000	1,500,000

KWARA STATE REVISED ESTIMATES, 2015
CAPITAL EXPENDITURE - NON AIDS AND GRANTS

Expenditure Code	Details of Expenditure	Approved Estimates 2015	Expected 8 Months Estimate 2015	Actual Expenditure as at August 2015	Expected Estimate for the next 4 Months (Sept.- Dec.) 2015	Revised Estimates 2015
1	2	3	4	5	6	7
23	CAPITAL EXPENDITURE					
0125001	Head of Service					
2301	Fixed Assets Purchase					
230101	Purchase of Fixed Assets - General					
23010105	Purchase of Motor Vehicles: All Ministries /Two-Term Governor & Deputy Governor	100,000,000	66,666,667	6,300,000	116,098,167	122,398,167
23010112	Purchase of Office Furniture & Fittings (within the office of the Head of Service)	20,000,000	13,333,333	2,950,000	9,818,333	12,768,333
23010113	Purchase of Computer	21,000,000	14,000,000	-	8,750,000	8,750,000
23010119	Purchase of Power Generating Set (75KVA Set) for S.D.C. and 250 KVA for MOH	10,000,000	6,666,667	-	4,166,667	4,166,667
23010141	Purchase of Office Equipment (All Ministries)	80,000,000	53,333,333	1,500,000	63,933,333	65,433,333
23010162	Purchase of Biometric Finger printer and Reader Machines for e-auditing	10,000,000	6,666,667	-	4,166,667	4,166,667
	Sub-Total	241,000,000	160,666,667	10,750,000	206,933,167	217,683,167
2302	Construction/Provision					
230201	Construction/Provision of Fixed Assets - General					
23020101	Construction of Office Building	120,000,000	80,000,000	-	120,000,000	120,000,000
23020102	Construction of Residential Buildings (for two term Governor and Deputy Governor)	60,000,000	40,000,000	-	3,000,000	3,000,000
23020133	Construction of Hall (Multipurpose Hall Building for Civil Service Commission)	20,000,000	13,333,333	-	8,333,333	8,333,333
23020134	Construction of Conference/Seminar Building (for SDC)	20,000,000	13,333,333	-	8,333,333	8,333,333
23020135	Construction/Provision of Complex (Secretariat Complex Building "Prototype")	700,000,000	466,666,667	-	424,333,334	424,333,334
23020136	Construction of Data Rooms (for Pension Board)	10,000,000	6,666,667	-	-	-
23020300	Contractual Obligation for on-going Project	3,898,229	2,598,819	-	-	-
	Sub-Total	933,898,229	622,598,819	-	564,000,000	564,000,000

KWARA STATE REVISED ESTIMATES, 2015
CAPITAL EXPENDITURE - NON AIDS AND GRANTS

Expenditure Code	Details of Expenditure	Approved Estimates 2015	Expected 8 Months Estimate 2015	Actual Expenditure as at August 2015	Expected Estimate for the next 4 Months (Sept.- Dec.) 2015	Revised Estimates 2015
1	2	3	4	5	6	7
23	CAPITAL EXPENDITURE					
0125001	Head of Service					
2303	Rehabilitation/Repairs					
230301	Rehabilitation/Repairs of Fixed Assets - General					
23030101	Rehabilitation of Residential Building (Staff Quarters)	10,000,000	6,666,667	-	5,766,667	5,766,667
23030121	Rehabilitation of Office Building - All Ministries/Departments (MANR, TSC & MOWR)	50,000,000	33,333,333	15,183,980	52,907,151	68,091,131
23030132	Rehabilitation/Upgrading of Classrooms and Computer Room for Staff Development College	20,000,000	13,333,333	-	8,333,333	8,333,333
23030133	Rehabilitation of Permanent Site of State Pension Board (Old Herald Building)	10,000,000	6,666,667	-	-	-
23030134	Rehabilitation of Administrative Block & 25 Rooms at SDC	2,000,000	1,333,333	-	833,334	833,334
	Sub-Total	92,000,000	61,333,333	15,183,980	67,840,485	83,024,465
2305	Other Capital Projects					
230501	Acquisition of Non Tangible Assets					
23050102	Computer Software Acquisition	19,000,000	12,666,667	-	7,916,667	7,916,667
23050117	Archiving of Service and Staff records for OHOS and Pensioners documents	10,000,000	6,666,667	-	-	-
	Sub-Total	29,000,000	19,333,333	-	7,916,667	7,916,667
	Total	1,295,898,229	863,932,153	25,933,980	846,690,319	872,624,299

KWARA STATE REVISED ESTIMATES, 2015

CAPITAL EXPENDITURE - COFOG

Function Code	Details of Expenditure	Approved Estimates 2015	Expected 8 Months Estimate 2015	Actual Expenditure as at August 2015	Expected Estimate for the next 4 Months (Sept.- Dec.) 2015	Revised Estimates 2015
1	2	3	4	5	6	7
23	CAPITAL EXPENDITURE BASED ON FUNCTION					
0125001	Head of Service					
701	General Public Services					
7011	Executive Legislative Organs, Financial and Fiscal Affairs, External Affairs					
7012	Foreign Economic Add					
7013	General Services	1,295,898,229	863,932,153	25,933,980	846,690,319	872,624,299
7014	Basic Research					
7015	R & D General Public Services					
7016	General Public Services N.E.C					
7017	Public Debt Transactions					
7018	Transfers of General Character between Different Levels of Government					
	Non-Aids and Grants	1,295,898,229	863,932,153	25,933,980	846,690,319	872,624,299

KWARA STATE REVISED ESTIMATES, 2015
RECURRENT REVENUE DETAILS

Economic Code No.	Details of Revenue	Approved Estimates	Expected 8 Months Collection	Total Actual Revenue Collection as at	Expected 4 Months Collection	Revised Estimates
		2015	Jan. - August 2015	31/08/2015 2015	Sept. - Dec. 2015	2015
1	2	4	5	6	7	6 + 7 = 8
0140001	STATE AUDIT DEPARTMENT					
12020400	CODE NAME: FEES - GENERAL					
12020477	Regist./Renewal of Accounting Firms & Statutory Fees	200,000	133,333	80,000	120,000	200,000
12020478	Examination of Audit Report Fees	300,000	200,000	120,000	180,000	300,000
	Sub-Total	500,000	333,333	200,000	300,000	500,000
	TOTAL FOR: CODE 0140001- STATE AUDIT DEPARTMENT	500,000	333,333	200,000	300,000	500,000

KWARA STATE REVISED ESTIMATES, 2015
RECURRENT REVISED EXPENDITURE

ADMIN/ECONOMIC CODE	ORGANISATION NAME	APPROVED ESTIMATES	EXPECTED 8 MONTHS EXPENDITURE	ACTUAL EXPENDITURE CASH BACKED AS AT 31/8/2015	EXPENDITURE FOR THE NEXT 4 MONTHS (SEPTEMBER - DEC.)	REVISED ESTIMATES
		2015	2015	2015	2015	2015
1	2	4	5	6	7	8
		₦	₦	₦	₦	₦
20000000	RECURRENT EXPENDITURE					
01 ADMINISTRATION SECTOR						
CODE :0140001	CODE NAME : AUDIT DEPARTMENT (STATE)					
21	Personnel Cost	51,613,128	34,408,752	36,437,182	17,618,591	54,055,773
210101	SALARIES & WAGES	-	-	-	0	-
21010101	Salaries	51,613,128	34,408,752	36,437,182	17,618,591	54,055,773
2202	OVERHEAD COST	51,787,080	34,524,720	29,347,600	18,608,000	47,955,600
220201	TRAVEL AND TRANSPORT	4,000,000	2,666,667	2,800,000	1,200,000	4,000,000
22020101	Local Travel and Transport	4,000,000	2,666,667	2,800,000	1,200,000	4,000,000
22020103	International Travel and Transport	-	-	-	-	-
220202	UTILITIES - GENERAL	9,500,000	6,333,333	1,400,000	5,600,000	7,000,000
22020201	Electricity Charges	0	-	-	-	-
22020202	Telephone Charges	0	-	-	-	-
22020203	Internet Access Charges	2,500,000	1,666,667	1,400,000	600,000	2,000,000
22020204	Satellite Broadcasting Access Charges	0	-	-	-	-
22020205	Water Rates	0	-	-	-	-
22020208	Software-Charges/License Renewal	7,000,000	4,666,667	-	5,000,000	5,000,000
220203	MATERIALS & SUPPLIES - GENERAL	10,862,600	7,241,733	7,091,600	5,028,000	12,119,600
22020301	Office Stationeries/Computer Consumable	3,000,000	2,000,000	2,800,000	1,200,000	4,000,000
22020303	Newspapers	68,600	45,733	60,600	58,000	118,600
22020304	Magazines & Periodicals	50,000	33,333	-	90,000	90,000
22020305	Printing of Non Security Documents	7,744,000	5,162,667	4,231,000	3,680,000	7,911,000
220204	MAINTENANCE SERVICES - GENERAL	5,468,000	3,645,333	4,350,000	2,950,000	7,300,000
22020401	Maintenance of Motor Vehicle/Transport Equipment	2,168,000	1,445,333	1,350,000	950,000	2,300,000
22020402	Maintenance of Office Furniture	533,333	355,556	800,000	200,000	1,000,000
22020403	Maintenance of Building & Residential QTRS	1,000,000	666,667	1,000,000	400,000	1,400,000

KWARA STATE REVISED ESTIMATES, 2015
RECURRENT REVISED EXPENDITURE

ADMIN/ECONOMIC CODE	ORGANISATION NAME	APPROVED ESTIMATES	EXPECTED 8 MONTHS EXPENDITURE	ACTUAL EXPENDITURE CASH BACKED AS AT 31/8/2015	EXPENDITURE FOR THE NEXT 4 MONTHS (SEPTEMBER - DEC.)	REVISED ESTIMATES
		2015	2015	2015	2015	2015
20000000	RECURRENT EXPENDITURE					
1	2	4	5	6	7	8
		N	N	N	N	N
01 ADMINISTRATION SECTOR						
CODE :0140001 CODE NAME : AUDIT DEPARTMENT (STATE)						
22020404	Maintenance of Office/IT Equipments	266,667	177,778	200,000	800,000	1,000,000
22020405	Maintenance of Plant/Generators	1,500,000	1,000,000	1,000,000	600,000	1,600,000
22020406	Other Maintenance Services	-	-	-	-	-
220205	TRAINING - GENERAL	18,606,480	12,404,320	10,486,000	3,000,000	13,486,000
22020501	Local Training	7,460,000	4,973,333	6,195,000	1,500,000	7,695,000
22020502	International Training	6,695,813	4,463,876	-	-	-
22020503	Seminars, Workshop and Conferences	4,450,667	2,967,111	4,291,000	1,500,000	5,791,000
220206	OTHER SERVICES - GENERAL	-	-	-	-	-
22020601	Security Expenses	-	-	-	-	-
22020605	Cleaning & Fumigation Services	-	-	-	-	-
220207	CONSULTING & PROFESSIONAL SERVICES GENERAL	-	-	-	-	-
22020701	Financial Consulting	-	-	-	-	-
22020702	Information Technology Consulting	-	-	-	-	-
22020703	Legal Service	-	-	-	-	-
22020704	Engineering Services	-	-	-	-	-
220208	FUEL & LUBRICANT - GENERAL	2,000,000	1,333,333	2,040,000	560,000	2,600,000
22020801	Motor Vehicle Fuel Cost	500,000	333,333	540,000	260,000	800,000
22020803	Plant/Generator Fuel Cost	1,500,000	1,000,000	1,500,000	300,000	1,800,000
220210	MISCELLANEOUS EXPENSES - GENERAL	1,350,000	900,000	1,180,000	270,000	1,450,000
22021001	Refreshment & Meals	1,200,000	800,000	1,100,000	200,000	1,300,000
22021003	Publicity & Advertisements	-	-	80,000	50,000	130,000
22021006	Postages & Courier Services	100,000	66,667	-	-	-

KWARA STATE REVISED ESTIMATES, 2015
RECURRENT REVISED EXPENDITURE

ADMIN/ECONOMIC CODE	ORGANISATION NAME	APPROVED ESTIMATES	EXPECTED 8 MONTHS EXPENDITURE	ACTUAL EXPENDITURE CASH BACKED AS AT 31/8/2015	EXPENDITURE FOR THE NEXT 4 MONTHS (SEPTEMBER - DEC.)	REVISED ESTIMATES
		2015	2015	2015	2015	2015
20000000	RECURRENT EXPENDITURE					
1	2	4	5	6	7	8
		₦	₦	₦	₦	₦
01 ADMINISTRATION SECTOR						
CODE :0140001 CODE NAME : AUDIT DEPARTMENT (STATE)						
22021007	Welfare Package	-	-	-	-	-
22021014	Annual Budget Expenses	50,000	33,333	-	20,000	20,000
22021022	Incidental Expenses	-	-	-	-	-
	TOTAL FOR CODE 0140001	103,400,208	68,933,472	65,784,782	36,226,591	102,011,373

KWARA STATE REVISED ESTIMATES, 2015
CAPITAL EXPENDITURE - NON AIDS AND GRANTS

Expenditure Code	Details of Expenditure	Approved Estimates 2015	Expected 8 Months Estimate 2015	Actual Expenditure as at August 2015	Expected Estimate for the next 4 Months (Sept.- Dec.) 2015	Revised Estimates 2015
1	2	3	4	5	6	7
23	CAPITAL EXPENDITURE					
0140001	Auditor General (State Audit)					
2301	Fixed Assets Purchase					
230101	Purchase of Fixed Assets - General					
23010104	Purchase of 2 No. Busses	12,000,000	8,000,000	-	12,000,000	12,000,000
23010105	Purchase of Furniture and Fittings	7,000,000	4,666,667	-	7,000,000	7,000,000
	Sub-Total	19,000,000	12,666,667	-	19,000,000	19,000,000
2302	Construction/Provision					
230201	Construction/Provision of Fixed Assets - General					
23020101	Construction/Provision of Office Building (Zonal Offices at Omu-Aran, Offa, Lafiagi & Others)	6,000,000	4,000,000	-	6,000,000	6,000,000
	Sub-Total	6,000,000	4,000,000	-	6,000,000	6,000,000
2303	Rehabilitation/Repairs					
230301	Rehabilitation/Repairs of Fixed Assets - General					
2305	Other Capital Projects					
230501	Acquisition of Non Tangible Assets					
23050102	Computer Software Acquisition:- Audit Office	10,000,000	6,666,667	-	10,000,000	10,000,000
	Sub-Total	10,000,000	6,666,667	-	10,000,000	10,000,000
	Total	35,000,000	23,333,333	-	35,000,000	35,000,000

KWARA STATE REVISED ESTIMATES, 2015
CAPITAL EXPENDITURE - COFOG

Function Code	Details of Expenditure	Approved Estimates 2015	Expected 8 Months Estimate 2015	Actual Expenditure as at August 2015	Expected Estimate for the next 4 Months (Sept.-Dec.) 2015	Revised Estimates 2015
1	2	3	4	5	6	7
23	CAPITAL EXPENDITURE BASED ON FUNCTION					
0140001	Auditor General (State Audit)					
701	General Public Services					
7011	Executive Legislative Organs, Financial and Fiscal Affairs, External Affairs					
7012	Foreign Economic Add					
7013	General Services					
7014	Basic Research					
7015	R & D General Public Services					
7016	General Public Services N.E.C	35,000,000	23,333,333	-	35,000,000	35,000,000
7017	Public Debt Transactions					
7018	Transfers of General Character between Different Levels of Government					
	Non-Aids and Grants	35,000,000	23,333,333	-	35,000,000	35,000,000

KWARA STATE REVISED ESTIMATES, 2015

RECURRENT REVENUE DETAILS

Economic Code No.	Details of Revenue	Approved Estimates	Expected 8 Months Collection	Total Actual Revenue Collection as at	Expected 4 Months Collection	Revised Estimates
		2015	Jan. - August 2015	31/08/2015	Sept. - Dec. 2015	2015
1	2	4	5	6	7	6 + 7 = 8
0140002	LOCAL GOVT. AUDIT DEPARTMENT					
12020400	CODE NAME: FEES - GENERAL					
12020411	Statutory Audit Fees Local Government Audit	32,000,000	21,333,333	0	32,000,000	32,000,000
12020412	Sanction Fees	300,000	200,000	200,000	100,000	300,000
	Sub-Total	32,300,000	21,533,333	200,000	32,100,000	32,300,000
	TOTAL FOR: CODE 0140002- LOCAL GOVT. AUDIT DEPT.	32,300,000	21,533,333	200,000	32,100,000	32,300,000

KWARA STATE REVISED ESTIMATES, 2015
RECURRENT REVISED EXPENDITURE

ADMIN/ ECONOMIC CODE	ORGANISATION NAME	APPROVED ESTIMATES	EXPECTED 8 MONTHS EXPENDITURE	ACTUAL EXPENDITURE CASH BACKED AS AT 31/8/2015	EXPENDITURE FOR THE NEXT 4 MONTHS (SEPTEMBER - DEC.)	REVISED ESTIMATES
		2015	2015	2015	2015	2015
20000000	RECURRENT EXPENDITURE					
1	2	4	5	6	7	8
		₦	₦	₦	₦	₦
01 ADMINISTRATION SECTOR						
CODE : 0140002 CODE NAME : LOCAL GOVERNMENT AUDIT						
21	Personnel Cost	38,850,109	25,900,073	30,028,348	15,514,174	45,542,522
210101	SALARIES & WAGES	-	-	-	0	-
21010101	Salaries	38,850,109	25,900,073	30,028,348	15,514,174	45,542,522
2202	OVERHEAD COST	22,250,000	14,833,333	4,893,621	10,403,807	15,298,418
220201	TRAVEL AND TRANSPORT	3,000,000	2,000,000	1,675,000	1,500,000	3,175,000
22020101	Local Travel and Transport	3,000,000	2,000,000	1,675,000	1,500,000	3,175,000
22020103	International Travel and Transport	-	-	-	-	-
220202	UTILITIES - GENERAL	5,000,000	3,333,333	908,600	2,391,400	3,300,000
22020201	Electricity Charges	0	-	-	-	-
22020202	Telephone Charges	0	-	-	-	-
22020203	Internet Access Charges	500,000	333,333	408,600	91,400	500,000
22020204	Satellite Broadcasting Access Charges	500,000	333,333	500,000	300,000	800,000
22020205	Water Rates	0	-	-	-	-
22020208	Software Charges/License Renewal	4,000,000	2,666,667	-	2,000,000	2,000,000
220203	MATERIALS & SUPPLIES - GENERAL	2,100,000	1,400,000	826,600	1,165,000	1,991,600
22020301	Office Stationeries/Computer Consumable	500,000	333,333	225,000	150,000	375,000
22020302	Books	-	-	-	-	-
22020303	Newspapers	100,000	66,667	21,600	15,000	36,600
22020304	Magazines & Periodicals	-	-	-	-	-
22020305	Printing of Non Security Documents	1,500,000	1,000,000	580,000	1,000,000	1,580,000
220204	MAINTENANCE SERVICES - GENERAL	3,350,000	2,233,333	858,333	1,040,667	1,900,000
22020401	Maintenance of Motor Vehicle/Transport Equipment	1,400,000	933,333	350,000	650,000	1,000,000
22020402	Maintenance of Office Furniture	1,850,000	1,233,333	450,000	350,000	800,000

KWARA STATE REVISED ESTIMATES, 2015

RECURRENT REVISED EXPENDITURE

ADMIN/ ECONOMIC CODE	ORGANISATION NAME	APPROVED ESTIMATES	EXPECTED 8 MONTHS EXPENDITURE	ACTUAL EXPENDITURE CASH BACKED AS AT 31/8/2015 2015	EXPENDITURE FOR THE NEXT 4 MONTHS (SEPTEMBER - DEC.) 2015	REVISED ESTIMATES
20000000	RECURRENT EXPENDITURE	2015	2015	2015	2015	2015
1	2	4	5	6	7	8
		₦	₦	₦	₦	₦
01 ADMINISTRATION SECTOR						
CODE : 0140002 CODE NAME : LOCAL GOVERNMENT AUDIT						
22020403	Maintenance of Building & Residential QTRS	-	-	-	-	-
22020404	Maintenance of Office/IT Equipments	-	-	-	-	-
22020405	Maintenance of Plant/Generators	100,000	66,667	58,333	41,667	100,000
22020406	Other Maintenance Services	-	-	-	-	-
220205	TRAINING - GENERAL	7,000,000	4,666,667	-	3,375,000	3,375,000
22020501	Local Training	2,000,000	1,333,333	-	2,000,000	2,000,000
22020502	International Training	2,000,000	1,333,333	-	-	-
22020503	Seminars, Workshop, National/State Council and Conferences	3,000,000	2,000,000	-	1,375,000	1,375,000
220206	OTHER SERVICES - GENERAL	-	-	-	-	-
22020601	Security Expenses	-	-	-	-	-
22020605	Cleaning & Fumigation Services	-	-	-	-	-
220207	CONSULTING & PROFESSIONAL SERVICES GENERAL	-	-	-	-	-
22020701	Financial Consulting	-	-	-	-	-
22020702	Information Technology Consulting	-	-	-	-	-
22020703	Legal Service	-	-	-	-	-
22020704	Engineering Services	-	-	-	-	-
220208	FUEL & LUBRICANT - GENERAL	800,000	533,333	300,089	508,241	808,330
22020801	Motor Vehicle Fuel Cost	700,000	466,667	274,999	466,666	741,665
22020803	Plant/Generator Fuel Cost	100,000	66,667	25,090	41,575	66,665
220210	MISCELLANEOUS EXPENSES - GENERAL	1,000,000	666,667	324,999	423,499	748,488
22021001	Refreshment & Meals	500,000	333,333	124,999	208,333	333,332
22021003	Publicity & Advertisements	-	-	-	-	-

KWARA STATE REVISED ESTIMATES, 2015
RECURRENT REVISED EXPENDITURE

ADMIN/ ECONOMIC CODE	ORGANISATION NAME	APPROVED ESTIMATES	EXPECTED 8 MONTHS EXPENDITURE	ACTUAL EXPENDITURE CASH BACKED AS AT 31/8/2015	EXPENDITURE FOR THE NEXT 4 MONTHS (SEPTEMBER - DEC.)	REVISED ESTIMATES
20000000	RECURRENT EXPENDITURE	2015	2015	2015	2015	2015
1	2	4	5	6	7	8
		₦	₦	₦	₦	₦
01 ADMINISTRATION SECTOR						
CODE : 0140002 CODE NAME : LOCAL GOVERNMENT AUDIT						
22021006	Postages & Courier Services	50,000	33,333	-	28,000	28,000
22021007	Welfare Package		-	-	-	-
22021014	Annual Budget Expenses	200,000	133,333	-	83,000	83,000
22021022	Incidental Expenses	250,000	166,667	200,000	104,166	304,166
	TOTAL FOR CODE 0140002	61,100,109	40,733,406	34,921,969	25,917,981	60,840,940

KWARA STATE REVISED ESTIMATES, 2015
CAPITAL EXPENDITURE - NON AIDS AND GRANTS

Expenditure Code	Details of Expenditure	Approved Estimates 2015	Expected 8 Months Estimate 2015	Actual Expenditure as at August 2015	Expected Estimate for the next 4 Months (Sept.- Dec.) 2015	Revised Estimates 2015
1	2	3	4	5	6	7
23	CAPITAL EXPENDITURE					
0140002	<i>Auditor General (Local Government Audit)</i>					
2301	Fixed Assets Purchase					
230101	Purchase of Fixed Assets - General					
23010105	Purchase of Motor Vehicles (2 No of Toyota Hilux)	12,000,000	8,000,000	-	12,000,000	12,000,000
	<i>Sub-Total</i>	12,000,000	8,000,000	-	12,000,000	12,000,000
2302	Construction/Provision					
230201	Construction/Provision of Fixed Assets - General					
2303	Rehabilitation/Repairs					
230301	Rehabilitation/Repairs of Fixed Assets - General					
2305	Other Capital Projects					
230501	Acquisition of Non Tangible Assets					
	<i>Total</i>	12,000,000	8,000,000	-	12,000,000	12,000,000

KWARA STATE REVISED ESTIMATES, 2015
CAPITAL EXPENDITURE - COFOG

Function Code	Details of Expenditure	Approved Estimates 2015	Expected 8 Months Estimate 2015	Actual Expenditure as at August 2015	Expected Estimate for the next 4 Months (Sept.-Dec.) 2015	Revised Estimates 2015
1	2	3	4	5	6	7
23	CAPITAL EXPENDITURE BASED ON FUNCTION					
0140002	<i>Auditor General (Local Government Audit)</i>					
701	General Public Services					
7011	Executive Legislative Organs, Financial and Fiscal Affairs, External Affairs					
7012	Foreign Economic Add					
7013	General Services					
7014	Basic Research					
7015	R & D General Public Services					
7016	General Public Services N.E.C	12,000,000	8,000,000	-	12,000,000	12,000,000
7017	Public Debt Transactions					
7018	Transfers of General Character between Different Levels of Government					
	Non-Aids and Grants	12,000,000	8,000,000	-	12,000,000	12,000,000

KWARA STATE REVISED ESTIMATES, 2015

RECURRENT REVISED EXPENDITURE

ADMIN/ECONOMIC CODE	ORGANISATION NAME	APPROVED ESTIMATES	EXPECTED 8 MONTHS EXPENDITURE	ACTUAL EXPENDITURE CASH BACKED AS AT 31/8/2015	EXPENDITURE FOR THE NEXT 4 MONTHS (SEPTEMBER - DEC.)	REVISED ESTIMATES
1	2	4	5	6	7	8
		₦	₦	₦	₦	₦
20000000	RECURRENT EXPENDITURE					
		2015	2015	2015	2015	2015
01 ADMINISTRATION SECTOR						
CODE:0147001 CODE NAME : CIVIL SERVICE COMMISSION						
21	Personnel Cost	3,459,267	2,306,178	2,597,675	1,298,837	3,896,512
210101	SALARIES & WAGES	-	-	-	-	-
21010101	Salaries	3,459,267	2,306,178	2,597,675	1,298,837	3,896,512
2202	OVERHEAD COST	47,007,333	31,338,222	9,677,000	16,984,666	26,661,666
220201	TRAVEL AND TRANSPORT	6,724,000	4,482,667	1,402,000	4,641,333	6,043,333
22020101	Local Travel and Transport	6,724,000	4,482,667	1,402,000	4,641,333	6,043,333
22020103	International Travel and Transport	-	-	-	-	-
220202	UTILITIES - GENERAL	1,750,000	1,166,667	140,000	250,000	390,000
22020201	Electricity Charges	800,000	533,333	-	100,000	100,000
22020202	Telephone Charges	0	-	-	-	-
22020203	Internet Access Charges	750,000	500,000	140,000	100,000	240,000
22020204	Satellite Broadcasting Access Charges	0	-	-	-	-
22020205	Water Rates	200,000	133,333	-	50,000	50,000
220203	MATERIALS & SUPPLIES - GENERAL	5,090,000	3,393,333	450,000	4,300,000	4,750,000
22020301	Office Stationeries/Computer Consumable	1,500,000	1,000,000	202,500	1,540,000	1,742,500
22020302	Books	-	-	-	-	-
22020303	Newspapers	390,000	260,000	97,500	260,000	357,500
22020304	Magazines & Periodicals	-	-	-	-	-
22020305	Printing of Non Security Documents	3,200,000	2,133,333	150,000	2,500,000	2,650,000
220204	MAINTENANCE SERVICES - GENERAL	9,300,000	6,200,000	500,000	3,740,000	4,240,000
22020401	Maintenance of Motor Vehicle/Transport Equipment	2,000,000	1,333,333	120,000	520,000	640,000
22020402	Maintenance of Office Furniture	2,500,000	1,666,667	140,000	580,000	720,000
22020403	Maintenance of Building & Residential QTRS	600,000	400,000	70,000	200,000	270,000

KWARA STATE REVISED ESTIMATES, 2015
RECURRENT REVISED EXPENDITURE

ADMIN/ECONOMIC CODE	ORGANISATION NAME	APPROVED	EXPECTED 8	ACTUAL	EXPENDITURE	REVISED
		ESTIMATES	MONTHS	EXPENDITURE	FOR THE NEXT 4	ESTIMATES
		2015	2015	CASH BACKED AS AT 31/8/2015 2015	MONTHS (SEPTEMBER - DEC.) 2015	2015
20000000	RECURRENT EXPENDITURE					
1	2	4	5	6	7	8
		₦	₦	₦	₦	₦
01 ADMINISTRATION SECTOR						
CODE:0147001 CODE NAME : CIVIL SERVICE COMMISSION						
22020404	Maintenance of Office/IT Equipments	3,000,000	2,000,000	70,000	2,000,000	2,070,000
22020405	Maintenance of Plant/Generators	1,200,000	800,000	100,000	440,000	540,000
22020406	Other Maintenance Services	-	-	-	-	-
220205	TRAINING - GENERAL	11,300,000	7,533,333	925,000	433,333	1,358,333
22020501	Local Training	1,300,000	866,667	925,000	433,333	1,358,333
22020502	International Training	10,000,000	6,666,667	-	-	-
220206	OTHER SERVICES - GENERAL	293,333	195,555	-	230,000	230,000
22020601	Security Expenses	-	-	-	-	-
22020605	Cleaning & Fumigation Services	293,333	195,555	-	230,000	230,000
220207	CONSULTING & PROFESSIONAL SERVICES GENERAL	1,700,000	1,133,333	1,040,000	700,000	1,740,000
22020701	Financial Consulting	-	-	-	-	-
22020702	Information Technology Consulting	-	-	-	-	-
22020703	Legal Service	-	-	-	-	-
22020704	Engineering Services	-	-	-	-	-
22020711	Other Consulting Services	1,700,000	1,133,333	1,040,000	700,000	1,740,000
220208	FUEL & LUBRICANT - GENERAL	1,150,000	766,667	240,000	350,000	590,000
22020801	Motor Vehicle Fuel Cost	400,000	266,667	90,000	150,000	240,000
22020803	Plant/Generator Fuel Cost	750,000	500,000	150,000	200,000	350,000
220210	MISCELLANEOUS EXPENSES - GENERAL	9,700,000	6,466,667	4,980,000	2,340,000	7,320,000
22021001	Refreshment & Meals	500,000	333,333	-	306,667	306,667
22021003	Publicity & Advertisements	800,000	533,333	-	500,000	500,000
22021006	Postages & Courier Services	-	-	-	-	-
22021007	Welfare Package	-	-	-	-	-

KWARA STATE REVISED ESTIMATES, 2015

RECURRENT REVISED EXPENDITURE

ADMIN/ECONOMIC CODE	ORGANISATION NAME	APPROVED ESTIMATES	EXPECTED 8 MONTHS EXPENDITURE	ACTUAL EXPENDITURE CASH BACKED AS AT 31/8/2015	EXPENDITURE FOR THE NEXT 4 MONTHS (SEPTEMBER - DEC.)	REVISED ESTIMATES
		2015	2015	2015	2015	2015
20000000	RECURRENT EXPENDITURE					
1	2	4	5	6	7	8
		₦	₦	₦	₦	₦
01 ADMINISTRATION SECTOR						
CODE:0147001 CODE NAME : CIVIL SERVICE COMMISSION						
22021011	Recruitment and Appointment (Service Wide)	1,000,000	666,667	-	100,000	100,000
22021012	Discipline and Appointment (Service Wide)	400,000	266,667	-	100,000	100,000
22021013	Promotion (Service Wide)	6,000,000	4,000,000	4,980,000	1,000,000	5,980,000
22021014	Annual Budget Expenses	-	-	-	-	-
22021022	Incidental Expenses	1,000,000	666,667	-	333,333	333,333
	TOTAL FOR CODE 0147001	50,466,600	33,644,400	12,274,675	18,283,503	30,558,178

KWARA STATE REVISED ESTIMATES, 2015
RECURRENT REVISED EXPENDITURE

ADMIN/ECONOMIC CODE	ORGANISATION NAME	APPROVED ESTIMATES	EXPECTED 8 MONTHS EXPENDITURE	ACTUAL EXPENDITURE CASH BACKED AS AT 31/8/2015	EXPENDITURE FOR THE NEXT 4 MONTHS (SEPTEMBER - DEC.)	REVISED ESTIMATES
		2015	2015	2015	2015	2015
1	2	4	5	6	7	8
		₦	₦	₦	₦	₦
20000000	RECURRENT EXPENDITURE					
01 ADMINISTRATION SECTOR						
	CODE:00147002 CODE NAME : LOCAL GOVERNMENT SERVICE COMMISSION					
21	Personnel Cost	-	-	-	-	-
210101	SALARIES & WAGES					
21010101	Salaries					
2202	OVERHEAD COST	9,600,000	6,400,000	3,200,000	3,540,000	6,740,000
220201	TRAVEL AND TRANSPORT	2,000,000	1,333,333	500,000	500,000	1,000,000
22020101	Local Travel and Transport	2,000,000	1,333,333			
22020103	International Travel and Transport	0	-	500,000	500,000	1,000,000
220202	UTILITIES - GENERAL	-	-	-	-	-
22020201	Electricity Charges	0	-	-	-	-
22020202	Telephone Charges	0	-	-	-	-
22020203	Internet Access Charges	0	-	-	-	-
22020204	Satellite Broadcasting Access Charges	0	-	-	-	-
22020205	Water Rates	0	-	-	-	-
220203	MATERIAL & SUPPLIES - GENERAL	1,000,000	666,667	290,000	360,000	650,000
22020301	Office Stationeries/Computer Consumable	1,000,000	666,667	290,000	360,000	650,000
22020302	Books	0	-			
22020303	Newspapers	0	-			
22020304	Magazines & Periodicals	0	-			
22020305	Printing of Non Security Documents	0	-			
220204	MAINTENANCE SERVICE - GENERAL	2,800,000	1,866,667	1,090,000	1,210,000	2,300,000
22020401	Maintenance of Motor Vehicle/Transport Equipment	1,500,000	1,000,000	440,000	510,000	950,000
22020402	Maintenance of Office Furniture	1,300,000	866,667	410,000	540,000	950,000
22020403	Maintenance of Building & Residential QTRS	-	-			

KWARA STATE REVISED ESTIMATES, 2015

RECURRENT REVISED EXPENDITURE

ADMIN/ECONOMIC CODE	ORGANISATION NAME	APPROVED ESTIMATES	EXPECTED 8 MONTHS EXPENDITURE	ACTUAL EXPENDITURE CASH BACKED AS AT 31/8/2015	EXPENDITURE FOR THE NEXT 4 MONTHS (SEPTEMBER - DEC.)	REVISED ESTIMATES
		2015	2015	2015	2015	2015
20000000	RECURRENT EXPENDITURE					
1	2	4	5	6	7	8
		₦	₦	₦	₦	₦
01 ADMINISTRATION SECTOR						
CODE:00147002 CODE NAME : LOCAL GOVERNMENT SERVICE COMMISSION						
22020404	Maintenance of Office/IT Equipments	-	-	-	-	-
22020405	Maintenance of Plant/Generators	-	-	-	-	-
22020406	Other Maintenance Services	-	-	240,000	160,000	400,000
220205	TRAINING - GENERAL	1,000,000	666,667	500,000	500,000	1,000,000
22020501	Local Training	1,000,000	666,667	500,000	500,000	1,000,000
22020502	International Training	-	-	-	-	-
220206	OTHER SERVICES - GENERAL	380,000	253,333	110,000	130,000	240,000
22020601	Security Expenses	180,000	120,000	-	-	-
22020605	Cleaning & Fumigation Services	200,000	133,333	110,000	130,000	240,000
220207	CONSULTING & PROFESSIONAL SERVICE GENERAL	-	-	50,000	-	50,000
22020701	Financial Consulting	-	-	-	-	-
22020702	Information Technology Consulting	-	-	-	-	-
22020703	Legal Service	-	-	-	-	-
22020704	Engineering Services	-	-	-	-	-
22020710	IPSAS Consulting	-	-	50,000	-	50,000
220208	FUEL & LUBRICANT - GENERAL	-	-	-	-	-
22020801	Motor Vehicle Fuel Cost	0	-	-	-	-
22020803	Plant/Generator Fuel Cost	0	-	-	-	-
220210	MISCELLANEOUS EXPENSES - GENERAL	2,420,000	1,613,333	660,000	840,000	1,500,000
22021001	Refreshment & Meals	1,000,000	666,667	150,000	350,000	500,000
22021003	Publicity & Advertisements	500,000	333,333	190,000	210,000	400,000
22021006	Postages & Courier Services	20,000	13,333	-	-	-

**KWARA STATE REVISED ESTIMATES, 2015
RECURRENT REVISED EXPENDITURE**

ADMIN/ECONOMIC CODE	ORGANISATION NAME	APPROVED ESTIMATES	EXPECTED 8 MONTHS EXPENDITURE	ACTUAL EXPENDITURE CASH BACKED AS AT 31/8/2015	EXPENDITURE FOR THE NEXT 4 MONTHS (SEPTEMBER - DEC.)	REVISED ESTIMATES
		2015	2015	2015	2015	2015
20000000	RECURRENT EXPENDITURE					
1	2	4	5	6	7	8
		₦	₦	₦	₦	₦
01 ADMINISTRATION SECTOR						
CODE:00147002 CODE NAME : LOCAL GOVERNMENT SERVICE COMMISSION						
22021007	Welfare Package	200,000	133,333	130,000	70,000	200,000
22021014	Annual Budget Expenses	200,000	133,333	190,000	210,000	400,000
22021022	Incidental Expenses	0	-	-	-	-
22021026	Monitoring & Evaluation	500,000	333,333	-	-	-
	TOTAL FOR CODE 0147002	9,600,000	6,400,000	3,200,000	3,540,000	6,740,000

**KWARA STATE REVISED ESTIMATES, 2015
RECURRENT REVISED EXPENDITURE**

ADMIN/ECONOMIC CODE	ORGANISATION NAME	APPROVED ESTIMATES	EXPECTED 8 MONTHS EXPENDITURE	ACTUAL EXPENDITURE CASH BACKED AS AT 31/8/2015	EXPENDITURE FOR THE NEXT 4 MONTHS (SEPTEMBER - DEC.)	REVISED ESTIMATES
		2015	2015	2015	2015	2015
20000000	RECURRENT EXPENDITURE					
1	2	4	5	6	7	8
		₦	₦	₦	₦	₦
01 ADMINISTRATION SECTOR						
CODE: 0148001: CODE NAME: STATE INDEPENDENT ELECTORAL COMMISSION						
21	Personnel Cost	-	-	-	-	-
210101	SALARIES & WAGES	-	-	-	-	-
21010101	Salaries	-	-	-	-	-
2202	OVERHEAD COST	7,920,000	5,280,000	1,980,000	3,750,000	5,730,000
220201	TRAVEL AND TRANSPORT	1,200,000	800,000	300,000	500,000	800,000
22020101	Local Travel and Transport	1,200,000	800,000	300,000	500,000	800,000
22020103	International Travel and Transport	0	-	-	-	-
220202	UTILITIES - GENERAL	-	-	-	-	-
22020201	Electricity Charges	0	-	-	-	-
22020202	Telephone Charges	0	-	-	-	-
22020203	Internet Access Charges	0	-	-	-	-
22020204	Satellite Broadcasting Access Charges	0	-	-	-	-
22020205	Water Rates	-	-	-	-	-
220203	MATERIALS & SUPPLIES - GENERAL	360,000	240,000	90,000	210,000	300,000
22020301	Office Stationeries/Computer Consumable	360,000	240,000	90,000	210,000	300,000
22020302	Books	0	-	-	-	-
22020303	Newspapers	0	-	-	-	-
22020304	Magazines & Periodicals	0	-	-	-	-
22020305	Printing of Non Security Documents	0	-	-	-	-
220204	MAINTENANCE SERVICES - GENERAL	1,320,000	880,000	330,000	910,000	1,240,000
22020401	Maintenance of Motor Vehicle/Transport Equipment	720,000	480,000	180,000	320,000	500,000
22020402	Maintenance of Office Furniture	360,000	240,000	90,000	210,000	300,000
22020403	Maintenance of Building & Residential QTRS	-	-	60,000	140,000	200,000

KWARA STATE REVISED ESTIMATES, 2015
RECURRENT REVISED EXPENDITURE

ADMIN/ECONOMIC CODE	ORGANISATION NAME	APPROVED ESTIMATES	EXPECTED 8 MONTHS EXPENDITURE	ACTUAL EXPENDITURE CASH BACKED AS AT 31/8/2015	EXPENDITURE FOR THE NEXT 4 MONTHS (SEPTEMBER - DEC.)	REVISED ESTIMATES
		2015	2015	2015	2015	2015
20000000	RECURRENT EXPENDITURE					
1	2	4	5	6	7	8
		₦	₦	₦	₦	₦
01 ADMINISTRATION SECTOR						
CODE: 0148001: CODE NAME: STATE INDEPENDENT ELECTORAL COMMISSION						
22020404	Maintenance of Office/IT Equipments		-	-	-	-
22020405	Maintenance of Plant/Generators	240,000	160,000	-	240,000	240,000
220205	TRAINING - GENERAL	-	-	-	-	-
22020501	Local Training	0	-	-	-	-
22020502	International Training	0	-	-	-	-
220206	OTHER SERVICES - GENERAL	480,000	320,000	120,000	230,000	350,000
22020601	Security Expenses	480,000	320,000	120,000	230,000	350,000
22020605	Cleaning & Fumigation Services	0	-	-	-	-
220207	CONSULTING & PROFESSIONAL SERVICES	-	-	-	-	-
22020701	Financial Consulting	-	-	-	-	-
22020702	Information Technology Consulting	-	-	-	-	-
22020703	Legal Service	-	-	-	-	-
22020704	Engineering Services	-	-	-	-	-
22020706	Surveying Services	-	-	-	-	-
220208	FUEL & LUBRICANT - GENERAL	-	-	-	-	-
22020801	Motor Vehicle Fuel Cost	0	-	-	-	-
22020803	Plant/Generator Fuel Cost	0	-	-	-	-
220210	MISCELLANEOUS EXPENSES - GENERAL	4,560,000	3,040,000	1,140,000	1,900,000	3,040,000
22021001	Refreshment & Meals	960,000	640,000	240,000	400,000	640,000
22021006	Postages & Courier Services	-	-	-	-	-
22021007	Welfare Package	-	-	-	-	-
22021014	Annual Budget Expenses	-	-	-	-	-
22021022	Incidental Expenses	1,680,000	1,120,000	420,000	700,000	1,120,000
22021023	Operational Expenses	1,920,000	1,280,000	480,000	800,000	1,280,000
	TOTAL FOR CODE 0148001	7,920,000	5,280,000	1,980,000	3,750,000	5,730,000

KWARA STATE REVISED ESTIMATES, 2015

RECURRENT REVENUE DETAILS

Economic Code No.	Details of Revenue	Approved Estimates	Expected 8 Months Collection	Total Actual Revenue Collection as at	Expected 4 Months Collection	Revised Estimates
1	2	2015	Jan. - August 2015	31/08/2015	Sep. - Dec. 2015	2015
		4	5	6	7	6 + 7 = 8
0215001	MINISTRY OF AGRIC. & NAT. RESOURCES					
12020100	CODE NAME: LICENCES - GENERAL					
12020103	Trade Animal Licences	15,000,000	10,000,000	8,169,000	6,831,000	15,000,000
12020104	Hide and Skin Buyer Licences	5,000	3,333	2,200	2,800	5,000
12020105	Fishery Licences and permits	954,500	636,333	200,000	60,000	260,000
12020106	Licencing & Renewal of Fish Cold Rooms	55,000	36,667	45,000	10,000	55,000
12020107	Veterinary Drug Revolving Scheme Licences	4,500,000	3,000,000	0	2,000,000	2,000,000
	Sub-Total	20,514,500	13,676,333	8,416,200	8,903,800	17,320,000
12020400	CODE NAME: FEES - GENERAL					
12020401	Contract Documents Non-Refundable Fees	0	0	0	0	0
12020413	Produce Inspection Charges Fees	10,000,000	6,666,667	6,733,700	3,266,300	10,000,000
12020414	Registration Fees: Produce buyers	150,000	100,000	393,000	0	393,000
12020415	Registration/Renewal of Veterinary Duties Fees	15,000	10,000	20,000	10,000	30,000
12020416	Meat Inspection Fees	936,000	624,000	228,000	205,000	433,000
	Sub-Total	11,101,000	7,400,667	7,374,700	3,481,300	10,856,000
12020600	CODE NAME - SALES - GENERAL					
12020611	Sales of Agricultural Seedlings	35,400	23,600	8,800	11,200	20,000
12020612	Sales of Chemical (Registration/Renewal of Agro Dealers)	120,000	80,000	24,000	0	24,000
12020613	Sales of Home Economic Extension Products	30,000	20,000	23,900	6,100	30,000
12020614	Sales of Fertilizer	37,734,000	25,156,000	4,020,000	33,714,000	37,734,000
12020615	Sales of Fertilizer Administrative Charges	0	0	0	0	0
12020616	Sales of Tractors under Loan Subsidy Scheme	63,241,400	42,160,933	1,511,472	61,729,928	63,241,400
12020617	Sales of Improved Seed	0	0	0	0	0
12020618	Sales of Broilers	0	0	0	0	0
12020619	Sales of Artificial Insemination	0	0	0	0	0
12020620	Sales of Livestock Inputs	0	0	0	0	0
	Sub-Total	101,160,800	67,440,533	5,588,172	95,461,228	101,049,400
12020700	CODE NAME: EARNING - GENERAL					
12020720	Earning from Mechanised Cultivation	0	0	0	0	0

KWARA STATE REVISED ESTIMATES, 2015

RECURRENT REVENUE DETAILS

Economic Code No.	Details of Revenue	Approved Estimates	Expected 8 Months Collection	Total Actual Revenue Collection as at 31/08/2015	Expected 4 Months Collection	Revised Estimates
1	2	2015	Jan. - August 2015	2015	Sept. - Dec. 2015	2015
		4	5	6	7	6 + 7 = 8
0215001	MINISTRY OF AGRIC. & NAT. RESOURCES					
12020721	Earning from Irrigation Scheme Water Rate	0	0	0	0	0
12020722	Earning from Clinical Treatment	120,000	80,000	73,000	47,000	120,000
12020723	Earning from Registration and Renewal of Slaughter House and Meat Shop	35,000	23,333	15,000	20,000	35,000
12020724	Earning from Buffer stock (Strategic Intervention)	0	0	0	0	0
12020725	Earning from Land Clearing Charges	0	0	0	0	0
12020726	Earning from Registration Veterinary Drug Stores	240,000	160,000	151,000	89,000	240,000
12020727	Earning from Seed Multiplication	0	0	0	0	0
12020728	Earning from Pest Control Services Charge	0	0	0	0	0
12020729	Earning from Fish Farming Multiplication (Fingerling Production)	450,000	300,000	145,000	155,000	300,000
12020730	Earning from Off-Taker-Pilot Scheme	0	0	0	0	0
	Sub-Total	845,000	563,333	384,000	311,000	695,000
	CODE NAME - RENT ON GOVT. PROPERTY					
12020800	GENERAL					
12020806	Rent of Poultry Demonstration and Holding Centres	0	0	0	0	0
12020807	Rent of Cassava Processing Factory	3,800,000	2,533,333	0	3,800,000	3,800,000
12020808	Lease of Citrus Orchard Farm Obbo-Ile	1,200,000	800,000	0	1,200,000	1,200,000
12020809	Lease on Oke-Oyi Poultry	0	0	0	0	0
12020810	Lease of Ilorin Model Abattoir (Akerebiata)	0	0	0	0	0
12020811	Feed Laboratory Service	0	0	0	0	0
12020812	Grazing Reserve	0	0	0	0	0
	Sub-Total	5,000,000	3,333,333	0	5,000,000	5,000,000
	TOTAL FOR: CODE 0215001- MINISTRY OF AGRIC.	138,621,300	92,414,200	21,763,072	113,157,328	134,920,400

KWARA STATE REVISED ESTIMATES, 2015
RECURRENT REVISED EXPENDITURE

ADMIN/ECONOMIC CODE	ORGANISATION NAME	APPROVED ESTIMATES	EXPECTED 8 MONTHS EXPENDITURE	ACTUAL EXPENDITURE CASH BACKED AS AT 31/8/2015	EXPENDITURE FOR THE NEXT 4 MONTHS (SEPTEMBER - DEC.)	REVISED ESTIMATES
20000000	RECURRENT EXPENDITURE	2015	2015	2015	2015	2015
1	2	4	5	6	7	8
02 - ECONOMIC SECTOR						
CODE: 0215001 CODE NAME : MINISTRY OF AGRIC. & NATURAL RESOURCES						
21	Personnel Cost	319,355,102	212,903,401	205,793,508	103,096,754	308,890,262
210101	SALARIES & WAGES	-	-	-	-	-
21010101	Salaries	319,355,102	212,903,401	205,793,508	103,096,754	308,890,262
2202	OVERHEAD COST	53,459,404	35,639,603	16,848,779	29,962,758	46,811,537
220201	TRAVEL AND TRANSPORT	728,000	485,333	395,000	1,305,000	1,700,000
22020101	Local Travel and Transport	728,000	485,333	395,000	1,305,000	1,700,000
22020104	International Travel and Transport: Others	-	-	-	-	-
220202	UTILITIES - GENERAL	876,000	584,000	12,000	65,000	77,000
22020201	Electricity Charges	600,000	400,000	-	-	-
22020202	Telephone Charges	-	-	-	-	-
22020203	Internet Access Charges	-	-	-	-	-
22020204	Satellite Broadcasting Access Charges	36,000	24,000	12,000	15,000	27,000
22020205	Water Rates	240,000	160,000	-	50,000	50,000
220203	MATERIALS & SUPPLIES - GENERAL	1,650,000	1,100,000	468,200	693,600	1,161,800
22020301	Office Stationeries/Computer Consumable	856,600	571,067	195,400	366,400	561,800
22020302	Books	-	-	-	-	-
22020303	Newspaper	668,400	445,600	222,800	277,200	500,000
22020304	Magazines & Periodicals	-	-	-	-	-
22020305	Printing of Non Security Documents	125,000	83,333	50,000	50,000	100,000
220204	MAINTENANCE SERVICES - GENERAL	5,273,333	3,515,556	891,000	1,500,000	2,391,000
22020401	Maintenance of Motor Vehicle/Transport Equipment	3,000,000	2,000,000	455,000	770,000	1,225,000
22020402	Maintenance of Office Furniture	693,333	462,222	171,000	285,000	456,000
22020403	Maintenance of Building & Residential QTRS	80,000	53,333	-	-	-

KWARA STATE REVISED ESTIMATES, 2015
RECURRENT REVISED EXPENDITURE

ADMIN/ECONOMIC CODE	ORGANISATION NAME	APPROVED ESTIMATES	EXPECTED 8 MONTHS EXPENDITURE	ACTUAL EXPENDITURE CASH BACKED AS AT 31/8/2015	EXPENDITURE FOR THE NEXT 4 MONTHS (SEPTEMBER - DEC..)	REVISED ESTIMATES
		2015	2015	2015	2015	2015
1	2	4	5	6	7	8
		₦	₦	₦	₦	₦
20000000	RECURRENT EXPENDITURE					
02 - ECONOMIC SECTOR						
CODE: 0215001 CODE NAME : MINISTRY OF AGRIC. & NATURAL RESOURCES						
22020404	Maintenance of Office/IT Equipments	1,000,000	666,667	105,000	225,000	330,000
22020405	Maintenance of Plant/Generators	500,000	333,333	160,000	220,000	380,000
22020414	Maintenance of Farm House/Ranches	-	-	-	-	-
220205	TRAINING - GENERAL	-	-	-	-	-
22020501	Local Training	-	-	-	-	-
22020502	International Training	-	-	-	-	-
22020503	Seminars, Workshop, National/State Council and Conferences	-	-	-	-	-
220206	OTHER SERVICES - GENERAL	-	-	-	-	-
22020605	Cleaning & Fumigation Services	-	-	-	-	-
220207	CONSULTING & PROFESSIONAL SERVICE	-	-	-	-	-
22020701	Financial Consulting	-	-	-	-	-
22020702	Information Technology Consulting	-	-	-	-	-
22020703	Legal Service	-	-	-	-	-
22020704	Engineering Services	-	-	-	-	-
22020707	Agricultural Consulting	-	-	-	-	-
220208	FUEL & LUBRICANT - GENERAL	4,000,000	2,666,667	1,005,000	1,675,000	2,680,000
22020801	Motor Vehicle Fuel Cost	1,600,000	1,066,667	405,000	675,000	1,080,000
22020802	Other Transport Equipment Fueling Cost	-	-	-	-	-
22020803	Plant/Generator Fueling Cost	2,400,000	1,600,000	600,000	1,000,000	1,600,000
220210	MISCELLANEOUS EXPENSES - GENERAL	40,932,071	27,288,047	14,077,579	24,724,158	38,801,737
22021001	Refreshment & Meals	960,000	640,000	240,000	400,000	640,000
22021002	Honorarium & Sitting Allowance	-	-	-	-	-
22021003	Publicity & Advertisements	-	-	-	-	-

KWARA STATE REVISED ESTIMATES, 2015

RECURRENT REVISED EXPENDITURE

ADMIN/ECONOMIC CODE	ORGANISATION NAME	APPROVED ESTIMATES	EXPECTED 8 MONTHS EXPENDITURE	ACTUAL EXPENDITURE CASH BACKED AS AT 31/8/2015	EXPENDITURE FOR THE NEXT 4 MONTHS (SEPTEMBER - DEC.)	REVISED ESTIMATES
		2015	2015	2015	2015	2015
20000000	RECURRENT EXPENDITURE					
1	2	4	5	6	7	8
		₦	₦	₦	₦	₦
02 - ECONOMIC SECTOR						
CODE: 0215001 CODE NAME : MINISTRY OF AGRIC. & NATURAL RESOURCES						
22021007	Welfare Package	3,000,000	2,000,000	1,000,000	1,250,000	2,250,000
22021014	Annual Budget Expenses & Administration	153,333	102,222	-	80,000	80,000
22021018	Gender	200,000	133,333	-	200,000	200,000
22021022	Incidental Expenses	1,200,000	800,000	220,000	240,000	460,000
22021023	Operational Expenses	3,480,000	2,320,000	2,138,000	1,500,000	3,638,000
22021025	Business Promotion/Trade Fair/Trade Mission	-	-	-	-	-
22021026	Monitoring & Evaluation	300,000	200,000	-	70,000	70,000
22021040	Malete Farm Settlement	31,638,737	21,092,492	10,479,579	20,984,158	31,463,737
22021041	Fadama Programme	-	-	-	-	-
	TOTAL FOR CODE 0215001	372,814,506	248,543,004	222,642,287	133,059,512	355,701,799
220501	SUBSIDY GENERAL	46,000,000	30,666,667	15,333,333	30,666,667	46,000,000
0215011	Kwara State Agric Development Project	40,000,000	26,666,667	13,333,333	26,666,667	40,000,000
0215012	Kwara State Fadama Development Project	6,000,000	4,000,000	2,000,000	4,000,000	6,000,000

KWARA STATE REVISED ESTIMATES, 2015

Ministry of Agriculture and Natural Resources

Sector Code: 0215001

CAPITAL RECEIPTS - AIDS AND GRANTS RECEIPTS

Revenue Code	Details of Receipts	Approved Estimates 2015	Expected 8 Months Estimate 2015	Actual Receipts as at August 2015	Expected Estimate for the next 4 Months (Sept.-Dec.) 2015	Revised Estimates 2015
1	2	3	4	5	6	7
13000000	Aids and Grants					
13010000	<i>Aids:</i>					
13010100	Domestic Aids					
13010200	Foreign Aids					
13020000	<i>Grants:</i>					
13020100	Domestic Grants					
13020112	Federal Govt. Grant Intervention Improved on Seedlings (Crop)	470,329,750	313,553,167	-	-	-
13020116	Rural Poultry Biosecurity Improvement Scheme (RUPBIS) (FG Contribution)	35,000,000	23,333,333	-	-	-
13020117	Growth Enhancement Scheme (GES) Livestock (FG Contribution)	5,685,000	3,790,000	-	-	-
13020118	FGN GES Aquaculture value chain of ATA	2,500,000	1,666,667	-	-	-
13020129	National Agric. Insurance Scheme (FG Contribution)	32,179,098	21,452,732	-	-	-
	Sub-Total	545,693,848	363,795,899	-	-	-
13020200	Foreign Grants					
	Total	545,693,848	363,795,899	-	-	-

KWARA STATE REVISED ESTIMATES, 2015
 Ministry of Agriculture and Natural Resources
 Sector Code: 0215001

CAPITAL RECEIPTS - LOANS AND OTHER CAPITAL RECEIPTS

Revenue Code	Details of Receipts	Approved Estimates 2015	Expected 8 Months Estimate 2015	Actual Receipts as at August 2015	Expected Estimate for the next 4 Months (Sept.-Dec.) 2015	Revised Estimates 2015
1	2	3	4	5	6	7
14	Capital Development Fund Receipts					
1401	Transfer from Consolidated Revenue to Capital Development Fund					
1402	Other Capital Receipts					
1403	Loans/Borrowing Receipt					
14030100	Domestic Loan/Borrowing Receipt					
14030200	Foreign Loans/Borrowing Receipts					
14030204	World Bank FADAMA III Development Project (Loan)	550,000,000	366,666,667	-	-	-
	<i>Sub-Total</i>	550,000,000	366,666,667	-	-	-
	<i>Total</i>	550,000,000	366,666,667	-	-	-
	<i>Grand Total</i>	1,095,693,848	730,462,565	-	-	-

KWARA STATE REVISED ESTIMATES, 2015
Ministry of Agriculture and Natural Resources
Sector Code: 0215001

CAPITAL EXPENDITURE - AIDS & GRANTS AND EXTERNAL LOANS

Expenditure Code	Details of Expenditure	Approved Estimates 2015	Expected 8 Months Estimate 2015	Actual Expenditure as at August 2015	Expected Estimate for the next 4 Months (Sept.- Dec.) 2015	Revised Estimates 2015
1	2	3	4	5	6	7
2301	Fixed Assets Purchase					
230101	Purchase of Fixed Assets - General					
2302	Construction/Provision					
230201	Construction/Provision of Fixed Assets - General					
23020213	Federal Govt. Grant Intervention Improved on Seedlings (Crop)	470,329,750	313,553,167	-	-	-
23020214	Growth Enhancement Scheme (GES) Livestock (FG Contribution)	5,685,000	3,790,000	-	-	-
23020215	World Bank FADAMA III Development Project (Loan)	550,000,000	366,666,667	-	-	-
23020240	National Agric. Insurance Scheme (FG Contribution)	32,179,098	21,452,732	-	-	-
	Sub-Total	1,058,193,848	705,462,565	-	-	-
2303	Rehabilitation/Repairs					
230301	Rehabilitation/Repairs of Fixed Assets - General					
2304	Preservation					
230401	Preservation of the Environment - General					
23040117	FGN GES Aquaculture Value Chain of ATA	2,500,000	1,666,667	-	-	-
23040119	Rural Poultry Biosecurity Improvement Scheme (RUPBIS) (FG Contribution)	35,000,000	23,333,333	-	-	-
	Sub-Total	37,500,000	25,000,000	-	-	-
2305	Other Capital Projects					
230501	Acquisition of Non-Tangible Assets					
	Total	1,095,693,848	730,462,565	-	-	-

KWARA STATE REVISED ESTIMATES, 2015
CAPITAL EXPENDITURE - NON AIDS AND GRANTS

Expenditure Code	Details of Expenditure	Approved Estimates 2015	Expected 8 Months Estimate 2015	Actual Expenditure as at August 2015	Expected Estimate for the next 4 Months (Sept.- Dec.) 2015	Revised Estimates 2015
1	2	3	4	5	6	7
23	CAPITAL EXPENDITURE					
0215001	<i>Ministry of Agriculture and Natural Resources</i>					
2301	Fixed Assets Purchase					
230101	Purchase of Fixed Assets - General					
23010127	Purchase of Agricultural Equipment	5,405,300	3,603,533	-	5,405,300	5,405,300
	Sub-Total	5,405,300	3,603,533	-	5,405,300	5,405,300
2302	Construction/Provision					
230201	Construction/Provision of Fixed Assets - General					
23020106	Construction/Provision of Hospital (Modern Veterinary)	-	-	-	-	-
23020113	Construction/Provision of Agricultural Facilities	472,445,706	314,963,804	-	472,445,706	472,445,706
23020137	Construction/Provision of Fence (& Upgrading of fish Farm along Yidi Road Ilorin)	8,500,000	5,666,667	-	8,500,000	8,500,000
	Sub-Total	480,945,706	320,630,471	-	480,945,706	480,945,706
2303	Rehabilitation/Repairs					
230301	Rehabilitation/Repairs of Fixed Assets - General					
23030105	Rehabilitation of Health Centres (6 Primary Animal Health & Public Health Centres in each Senatorial District)	-	-	-	-	-
23030135	Rehabilitation and Development of Tree Crop	-	-	-	-	-
23030136	Rehabilitation and Desilting of Duku-Lade Irrigation Scheme	15,000,000	10,000,000	-	15,000,000	15,000,000
	Sub-Total	15,000,000	10,000,000	-	15,000,000	15,000,000
2304	Preservation					
230401	Preservation of the Environment - General					
23040107	Cocoa Production Programme	-	-	-	-	-
23040108	Kwara State Fisheries Development Programme	-	-	-	-	-
23040109	Livestock Diseases Control	-	-	-	-	-
23040110	Rabies Control	3,000,000	2,000,000	-	4,727,000	4,727,000

KWARA STATE REVISED ESTIMATES, 2015
CAPITAL EXPENDITURE - NON AIDS AND GRANTS

Expenditure Code	Details of Expenditure	Approved Estimates 2015	Expected 8 Months Estimate 2015	Actual Expenditure as at August 2015	Expected Estimate for the next 4 Months (Sept.- Dec.) 2015	Revised Estimates 2015
1	2	3	4	5	6	7
23	CAPITAL EXPENDITURE					
0215001	Ministry of Agriculture and Natural Resources					
23040111	Bovine Tuberculosis Control (State Contribution)	-	-	-	-	-
23040112	Development of Disease Control Posts	20,000,000	13,333,333	-	5,000,000	5,000,000
23040113	Rural Poultry Biosecurity Improvement Scheme (RUPBIS) (State Contribution)	3,000,000	2,000,000	2,000,000	-	2,000,000
23040114	Development of Grazing Reserve	100,000,000	66,666,667	-	20,000,000	20,000,000
23040115	Stock Route Development	15,000,000	10,000,000	-	3,750,000	3,750,000
23040116	Cassava Mechanization & Agro-Processing Project (CAMAP)	7,000,000	4,666,667	-	-	-
	Sub-Total	148,000,000	98,666,667	2,000,000	33,477,000	35,477,000
2305	Other Capital Projects					
230501	Acquisition of Non Tangible Assets					
23050107	Take-Off Grant- for Agric Mall	-	-	-	5,000,000	5,000,000
23050121	KWSG (GES) Crop	470,329,750	313,553,167	-	470,329,750	470,329,750
23050122	KWSG (GES) Livestock & Aquaculture	5,685,000	3,790,000	-	5,685,000	5,685,000
23050123	National Agric. Insurance Scheme (State Contribution)	10,726,400	7,150,933	-	10,726,400	10,726,400
23050124	Integrated Youth Farm Settlement	12,000,000	8,000,000	-	-	-
23050127	Community Based Agric & Rural Development Project (State Counterpart Fund)	-	-	-	-	-
23050128	World Bank FADAMA III Development Project (State Counterpart Funding)	-	-	-	-	-
23050130	Veterinary Drug Revolving Scheme	2,000,000	1,333,333	-	2,000,000	2,000,000
23050131	Livestock Feed Quality Laboratory	8,000,000	5,333,333	-	2,000,000	2,000,000
23050132	Dairy development at Gidanmagajiya, Lata and Igbaja.	-	-	-	-	-
23050133	Fertilizer Procurement	-	-	-	-	-
	Sub-Total	508,741,150	339,160,767	-	495,741,150	495,741,150
	Total	1,158,092,156	772,061,437	2,000,000	1,030,569,156	1,032,569,156

KWARA STATE REVISED ESTIMATES, 2015

CAPITAL EXPENDITURE - COFOG

Function Code	Details of Expenditure	Approved Estimates 2015	Expected 8 Months Estimate 2015	Actual Expenditure as at August 2015	Expected Estimate for the next 4 Months (Sept.- Dec.) 2015	Revised Estimates 2015
1	2	3	4	5	6	7
23	CAPITAL EXPENDITURE BASED ON FUNCTION					
0215001	Ministry of Agriculture and Natural Resources					
704	Economic Affairs					
7041	General Economic, Commercial and Labour Affairs					
7042	Agriculture, Forestry, Fishing and Hunting	2,253,786,004	1,502,524,003	2,000,000	1,030,569,156	1,032,569,156
7043	Fuel and Energy					
7044	Mining, Manufacturing and Construction					
7045	Transport					
7046	Communication					
7047	Other Industries					
7048	R & D Economic Affairs					
7049	Economic Affairs N.E.C					
	Non-Aids and Grants	1,158,092,156	772,061,437	2,000,000	1,030,569,156	1,032,569,156
	Aids and Grants	1,095,693,848	730,462,565	-	-	-

KWARA STATE REVISED ESTIMATES, 2015

RECURRENT REVENUE DETAILS

Economic Code No.	Details of Revenue	Approved Estimates	Expected 8 Months Collection Jan. - August 2015	Total Actual Revenue Collection as at 31/08/2015 2015	Expected 4 Months Collection Sept. - Dec. 2015	Revised Estimates 2015 6 + 7 = 8
1	2	4	5	6	7	6 + 7 = 8
11000000	SHARE OF FEDERATION ACCOUNT ALLOCATION					
11010100	CODE NAME: STATUTORY ALLOCATION					
11010101	Share from Federation Account	33,617,667,327	22,411,778,218	17,326,408,646	9,173,591,354	26,500,000,000
	Sub-Total	33,617,667,327	22,411,778,218	17,326,408,646	9,173,591,354	26,500,000,000
11010200	CODE NAME: STATE SHARE OF VAT					
11010201	Share from VAT Allocation	7,650,000,000	5,100,000,000	5,061,796,790	2,538,203,210	7,600,000,000
	Sub-Total	7,650,000,000	5,100,000,000	5,061,796,790	2,538,203,210	7,600,000,000
11010300	CODE NAME: GOVT. SHARE OF EXCESS CRUDE ACCOUNT					
11010303	Non-Oil Revenue	2,855,998,232	1,903,998,821	3,520,959,255	1,211,451,112	4,732,410,367
11010304	FGN Salary Bailout Credit Facility	0	0	0	4,320,950,000	4,320,950,000
11010305	Expected 2nd Tranche FG Salary Bailout	0	0	0	6,000,000,000	6,000,000,000
	Sub-Total	2,855,998,232	1,903,998,821	3,520,959,255	11,532,401,112	15,053,360,367
	TOTAL FOR FACC	44,123,665,559	29,415,777,039	25,909,164,691	23,244,195,676	49,153,360,367

KWARA STATE REVISED ESTIMATES, 2015

RECURRENT REVENUE DETAILS

Economic Code No.	Details of Revenue	Approved Estimates	Expected 8 Months Collection	Total Actual Revenue Collection as at	Expected 4 Months Collection	Revised Estimates
		2015	Jan. - August 2015	31/08/2015 2015	Sept. - Dec. 2015	2015
1	2	4	5	6	7	6 + 7 = 8
0220001	MINISTRY OF FINANCE					
12020600	CODE NAME - SALES - GENERAL					
12020603	Sales of Condemned Stores, Plant and Vehicles	1,815,600	1,210,400	2,636,150	878,717	3,514,867
12020604	Sales of Properties (Abuja Plaza)	0	0	0	0	0
	Sub-Total	1,815,600	1,210,400	2,636,150	878,717	3,514,867
12020700	CODE NAME - EARNING GENERAL					
12020706	Earning from Ministry of Finance Incorporated (MOFI)	0	0	30,626,303	0	30,626,303
	Sub-Total	0	0	30,626,303	0	30,626,303
12021000	CODE NAME - RE-PAYMENT GENERAL					
12021001	Repayment/Admin. Charge on Motor Vehicle Bicycle and Motor Cycle Loans.	9,521,407	6,347,605	4,330,385	1,148,568,054	1,152,898,439
12021002	Repayment on Bicycle Adv.	108,537	72,358	0	0	0
12021003	Repayment of Staff Housing Loan	128,579	85,719	310	2,582	2,892
12021004	Repayment of Irewolede Housing Estate	12,000,000	8,000,000	20,800	4,661,394	4,682,194
	Sub-Total	21,758,523	14,505,682	4,351,495	1,153,232,030	1,157,583,525
12021100	INVESTMENT INCOME - GENERAL					
12021102	Harmony Holdings Ltd. (Dividend Receipt)	75,000,000	50,000,000	30,626,303	10,208,768	40,835,071
	Sub-Total	75,000,000	50,000,000	30,626,303	10,208,768	40,835,071
	TOTAL FOR: CODE 0220001 - MINISTRY OF FINANCE	98,574,123	65,716,082	68,240,251	1,164,319,515	1,232,559,766

KWARA STATE REVISED ESTIMATES, 2015
RECURRENT, REVISED EXPENDITURE

ADMIN/ECONOMIC CODE	ORGANISATION NAME	APPROVED ESTIMATES	EXPECTED 8 MONTHS EXPENDITURE	ACTUAL EXPENDITURE CASH BACKED AS AT 31/8/2015 2015	EXPENDITURE FOR THE NEXT 4 MONTHS (SEPTEMBER - DEC.) 2015	REVISED ESTIMATES
1	2	4	5	6	7	8
2000000	RECURRENT EXPENDITURE					
02 - ECONOMIC SECTOR						
CODE:- 0220001	CODE NAME : MINISTRY OF FINANCE					
21	Personnel Cost	545,644,564	363,763,043	359,165,929	179,782,964	538,948,893
210101	SALARIES & WAGES	-	-	-	0	-
21010101	Salaries	545,644,564	363,763,043	359,165,929	179,782,964	538,948,893
2202	OVERHEAD COST	6,087,474,911	4,058,316,607	4,309,597,669	8,064,114,112	12,373,711,781
220201	TRAVEL AND TRANSPORT	65,004,150	43,336,100	89,441,090	79,296,910	168,738,000
22020101	Local Travel and Transport	5,004,150	3,336,100	4,906,000	13,832,000	18,738,000
22020103	International Travel and Transport: Training	-	-	-	-	-
22020104	International Travel and Transport: Others	60,000,000	40,000,000	84,535,090	65,464,910	150,000,000
220202	UTILITIES - GENERAL	410,100,000	273,400,000	327,272,321	236,556,156	563,828,477
22020201	Electricity Charges	400,000,000	266,666,667	323,630,501	231,164,643	554,795,144
22020202	Telephone Charges	-	-	-	-	-
22020203	Internet Access Charges	5,000,000	3,333,333	3,641,820	1,358,180	5,000,000
22020204	Satellite Broadcasting Access Charges	-	-	-	-	-
22020205	Water Rates	100,000	66,667	-	33,333	33,333
22020208	Software Charges/License Renewal	5,000,000	3,333,333	-	4,000,000	4,000,000
220203	MATERIALS & SUPPLIES - GENERAL	19,266,667	12,844,444	8,753,945	7,788,889	16,542,834
22020301	Office Stationeries/Computer Consumable	8,000,000	5,333,333	2,098,000	3,366,667	5,464,667
22020302	Books	-	-	-	-	-
22020303	Newspaper	1,000,000	666,667	-	1,000,000	1,000,000
22020304	Magazines & Periodicals	4,000,000	2,666,667	2,850,000	1,333,333	4,183,333
22020305	Printing of Non Security Documents	1,266,667	844,444	854,000	422,222	1,276,222
22020306	Printing of Security Documents	5,000,000	3,333,333	2,951,945	1,666,667	4,618,612
22020313	Motor Vehicle Licence Guide & Identification Badges/Plates	-	-	-	-	-

KWARA STATE REVISED ESTIMATES, 2015
RECURRENT REVISED EXPENDITURE

ADMIN/ECONOMIC CODE	ORGANISATION NAME	APPROVED ESTIMATES	EXPECTED 8 MONTHS EXPENDITURE	ACTUAL EXPENDITURE CASH BACKED AS AT 31/8/2015	EXPENDITURE FOR THE NEXT 4 MONTHS (SEPTEMBER - DEC.)	REVISED ESTIMATES
20000000	RECURRENT EXPENDITURE	2015	2015	2015	2015	2015
1	2	4	5	6	7	8
		₦	₦	₦	₦	₦
02 - ECONOMIC SECTOR						
CODE:- 0220001 CODE NAME : MINISTRY OF FINANCE						
220204	MAINTENANCE SERVICE - GENERAL	69,400,000	46,266,667	46,196,500	19,133,333	65,329,833
22020401	Maintenance of Motor Vehicle/Transport Equipment	10,000,000	6,666,667	5,600,000	3,333,333	8,933,333
22020402	Maintenance of Office Furniture	12,000,000	8,000,000	8,097,400	2,000,000	10,097,400
22020403	Maintenance of Building & Residential QTRS	30,000,000	20,000,000	16,131,000	8,000,000	24,131,000
22020404	Maintenance of Office/IT Equipments	15,000,000	10,000,000	14,008,100	5,000,000	19,008,100
22020405	Maintenance of Plant/Generators	2,400,000	1,600,000	2,360,000	800,000	3,160,000
22020406	Other Maintenance Services	-	-	-	-	-
220205	TRAINING - GENERAL	15,000,000	10,000,000	14,594,000	17,535,000	32,129,000
22020501	Local Training	-	-	-	-	-
22020502	International Training	-	-	-	-	-
22020503	Seminar, Workshops and Conferences	15,000,000	10,000,000	14,594,000	17,535,000	32,129,000
220206	OTHER SERVICES - GENERAL	3,600,000,000	2,400,000,000	2,784,685,000	1,192,000,000	3,976,685,000
22020601	Security Expenses	100,000,000	66,666,667	6,080,000	25,333,333	31,413,333
22020605	Cleaning & Fumigation Services	-	-	-	-	-
22020606	Service-Wide Vote	3,500,000,000	2,333,333,333	2,778,605,000	1,166,666,667	3,945,271,667
220207	CONSULTING & PROFESSIONAL SERVICES	1,862,684,094	1,241,789,396	943,115,068	497,098,963	1,440,214,031
22020701	Financial Consulting	-	-	-	-	-
22020702	Information Technology Consulting	-	-	-	-	-
22020703	Legal Service	-	-	-	-	-
22020704	Engineering Services	-	-	-	-	-
22020710	IPSAS Consulting	56,163,813	37,442,542	41,143,000	8,925,486	50,068,486
22020711	Other Consulting Services	1,806,520,281	1,204,346,854	901,972,068	488,173,477	1,390,145,545

KWARA STATE REVISED ESTIMATES, 2015
RECURRENT REVISED EXPENDITURE

ADMIN/ECONOMIC CODE	ORGANISATION NAME	APPROVED ESTIMATES	EXPECTED 8 MONTHS EXPENDITURE	ACTUAL EXPENDITURE CASH BACKED AS AT 31/8/2015	EXPENDITURE FOR THE NEXT 4 MONTHS (SEPTEMBER - DEC.)	REVISED ESTIMATES
20000000	RECURRENT EXPENDITURE	2015	2015	2015	2015	2015
1	2	4	5	6	7	8
		₦	₦	₦	₦	₦
02 - ECONOMIC SECTOR						
CODE:- 0220001 CODE NAME : MINISTRY OF FINANCE						
220208	FUEL & LUBRICANT - GENERAL	15,153,333	10,102,222	13,397,000	5,451,111	18,848,111
22020801	Motor Vehicle Fuel Cost	2,800,000	1,866,667	1,440,000	1,333,333	2,773,333
22020803	Plant/Generator Fuel Cost	12,353,333	8,235,556	11,957,000	4,117,778	16,074,778
220209	FINANCIAL CHARGES - GENERAL	10,000,000	6,666,667	65,701,805	2,298,195	68,000,000
22020901	Bank charges/other than Interest	10,000,000	6,666,667	65,701,805	2,298,195	68,000,000
22020902	Insurance Premium	-	-	-	-	-
22020903	Loss of Foreign Exchange	-	-	-	-	-
22020904	Others CRF Bank charges	-	-	-	-	-
220210	MISCELLANEOUS EXPENSES - GENERAL	20,866,667	13,911,111	16,440,940	6,006,955,555	6,023,396,495
22021001	Refreshment & Meals	7,000,000	4,666,667	5,475,000	2,333,333	7,808,333
22021003	Publicity & Advertisements	10,000,000	6,666,667	7,380,940	3,333,333	10,714,273
22021006	Postages & Courier Services	-	-	-	-	-
22021007	Welfare Package	-	-	-	-	-
22021014	Annual Budget Expenses & Administration	-	-	-	-	-
22021022	Incidental Expenses	3,866,667	2,577,778	3,585,000	1,288,889	4,873,889
22021023	Operational Expenses	-	-	-	-	-
22021026	Monitoring & Evaluation	-	-	-	-	-
22021031	Meeting/Visitation	-	-	-	-	-
22021042	Finance-Incorporated	-	-	-	-	-
22021043	Expected 2nd Tranche FG Salary Bailout	-	-	-	6,000,000,000	6,000,000,000
2204	GRANTS AND CONTRIBUTIONS GENERAL	1,500,000,000	1,000,000,000	-	600,000,000	600,000,000
220403	Conditional Grant Support Scheme	1,500,000,000	1,000,000,000	-	600,000,000	600,000,000
22040301	Support for Youth/ Women Empowerment	300,000,000	200,000,000	-	100,000,000	100,000,000
22040302	Safety nets for the Vulnerables	200,000,000	133,333,333	-	200,000,000	200,000,000
22040303	Support for the Less Privilege	1,000,000,000	666,666,667	-	300,000,000	300,000,000
	TOTAL FOR CODE 0220001	6,633,119,475	4,422,079,650	4,668,763,598	8,243,897,076	12,912,660,674

KWARA STATE REVISED ESTIMATES, 2015
RECURRENT REVISED EXPENDITURE

ADMIN/ECONOMIC CODE	ORGANISATION NAME	APPROVED ESTIMATES	EXPECTED 8 MONTHS EXPENDITURE	ACTUAL EXPENDITURE CASH BACKED AS AT 31/8/2015	EXPENDITURE FOR THE NEXT 4 MONTHS (SEPTEMBER - DEC.)	REVISED ESTIMATES
20000000	RECURRENT EXPENDITURE	2015	2015	2015	2015	2015
1	2	4	5	6	7	8
		₦	₦	₦	₦	₦
02 - ECONOMIC SECTOR						
CODE:- 0220001 CODE NAME : MINISTRY OF FINANCE						
2206	OTHER CHARGES (Public Debt Charges)	16,319,569,121	10,879,712,747	7,375,857,743	3,341,573,504	10,717,431,247
22040104	Local Government joint Account	783,954,052	522,636,035	329,562,670	170,437,330	500,000,000
22050100	Retained Revenue by Parastatal	4,283,382,275	2,855,588,183	1,149,812,093	639,745,159	1,789,557,252
22060011	Internal Loan Repayment	6,064,085,081	4,042,723,387	4,656,815,263	-	4,656,815,263
22060012	Contractual Payment	702,500,000	468,333,333	360,551,769	239,448,231	600,000,000
22060013	Bond Repayment (Bond issue cost plus repayment 2015)	2,961,898,096	1,974,598,731	-	659,617,232	659,617,232
22060014	FGN Bailout Bond Repayment (Restructuring of commercial Bank Loan)	-	-	-	824,234,664	824,234,664
22060015	FGN Bailout Bond Repayment (Salary Bailout Credit Facility)	-	-	-	230,506,836	230,506,836
22060016	CBN Excess Crude Account Loan Facilities Repayment	-	-	-	116,700,000	116,700,000
22060020	External Debt Repayment (Donor)	1,523,749,617	1,015,833,078	879,115,948	460,884,052	1,340,000,000

KWARA STATE REVISED ESTIMATES, 2015
CAPITAL EXPENDITURE - NON AIDS AND GRANTS

Expenditure Code	Details of Expenditure	Approved Estimates 2015	Expected 8 Months Estimate 2015	Actual Expenditure as at August 2015	Expected Estimate for the next 4 Months (Sept.- Dec.) 2015	Revised Estimates 2015
1	2	3	4	5	6	7
23	CAPITAL EXPENDITURE					
0220001	Ministry of Finance					
2301	Fixed Assets Purchase					
230101	Purchase of Fixed Assets - General					
23010108	Purchase of Buses (1 Nos Toyota)	6,000,000	4,000,000	-	6,000,000	6,000,000
23010113	Purchase of Computer (for Board of Internal Revenue: B.I.R.)	5,000,000	3,333,333	-	5,000,000	5,000,000
	Sub-Total	11,000,000	7,333,333	-	11,000,000	11,000,000
2302	Construction/Provision					
230201	Construction/Provision of Fixed Assets - General					
23020101	Construction/Provision of Office Building	21,000,000	14,000,000	-	7,000,000	7,000,000
	Sub-Total	21,000,000	14,000,000	-	7,000,000	7,000,000
2303	Rehabilitation/Repairs					
230301	Rehabilitation/Repairs of Fixed Assets - General					
23030121	Rehabilitation of Office building (BIR Area I Office building, Commissioner's Lodge Way, G.R.A. Ilorin)	5,000,000	3,333,333	-	5,000,000	5,000,000
23030137	Rehabilitation of Furniture	22,000,000	14,666,667	-	22,000,000	20,000,000
	Sub-Total	27,000,000	18,000,000	-	27,000,000	27,000,000
2305	Other Capital Projects					
230501	Acquisition of Non Tangible Assets					
23050101	Research and Development- Land Consultancy Services	12,000,000	8,000,000	8,681,707	1,318,293	12,000,000
23050102	Computer Software Acquisition (Treasury Headquarters)	5,000,000	3,333,333	-	-	-
23050135	Staff Vehicle Loan Subsidy	100,000,000	66,666,667	-	100,000,000	100,000,000
23050136	Kwara State Holdings Company	500,000,000	333,333,333	19,614,460	380,385,540	400,000,000
23050107	Take-Off Grant for the proposed Independent Internal Revenue Services Bureau	250,000,000	166,666,667	123,837,125	276,162,875	400,000,000
	Sub-Total	867,000,000	578,000,000	152,133,292	757,866,708	910,000,000
	Total	926,000,000	617,333,333	152,133,292	802,866,708	955,000,000

KWARA STATE REVISED ESTIMATES, 2015

CAPITAL EXPENDITURE - COFOG

Function Code	Details of Expenditure	Approved Estimates 2015	Expected 8 Months Estimate 2015	Actual Expenditure as at August 2015	Expected Estimate for the next 4 Months (Sept.- Dec.) 2015	Revised Estimates 2015
1	2	3	4	5	6	7
23	CAPITAL EXPENDITURE BASED ON FUNCTION					
0220001	Ministry of Finance					
704	Economic Affairs					
7041	General Economic, Commercial and Labour Affairs	926,000,000	617,333,333	152,133,292	802,866,708	955,000,000
7042	Agriculture, Forestry, Fishing and Hunting					
7043	Fuel and Energy					
7044	Mining, Manufacturing and Construction					
7045	Transport					
7046	Communication					
7047	Other Industries					
7048	R & D Economic Affairs					
7049	Economic Affairs N.E.C					
	Non-Aids and Grants	926,000,000	617,333,333	152,133,292	802,866,708	955,000,000

KWARA STATE REVISED ESTIMATES, 2015
RECURRENT REVENUE DETAILS

Economic Code No.	Details of Revenue	Approved Estimates	Expected 8 Months Collection	Total Actual Revenue Collection as at	Expected 4 Months Collection	Revised Estimates
1	2	2015	Jan. - August 2015	31/08/2015	2015	2015
		4	5	6	7	6 + 7 = 8
	KWARA STATE INTERNAL REVENUE SERVICE (KS-IRS)					
12000000	INDEPENDENT REVENUE					
1201	TAX REVENUE					
12010100	PERSONAL TAXES					
12010101	Pay-As-You-Earn	4,920,000,000	3,280,000,000	2,728,476,275	1,671,523,725	4,400,000,000
12010102	Direct Assessment	1,350,000,000	900,000,000	47,007,685	23,992,315	71,000,000
12010103	Entertainment Tax	0	0	0	0	0
12010104	Capital Gains Tax	7,000,000	4,666,667	13,347,602	6,652,398	20,000,000
12010105	Sales Tax Arrears	0	0	0	0	0
12010106	Motor Vehicle Resale Tax	2,000,000	1,333,333	271,275	135,725	407,000
12010107	Purchase Tax	0	0	0	0	0
12010108	Stamp Duties and Penalties	8,500,000	5,666,667	4,837,397	2,462,603	7,300,000
12010109	Education Levy	0	0	0	0	0
12010110	Development Levy	170,000,000	113,333,333	26,736,659	13,263,341	40,000,000
12010111	Special Development Levy (MDG Fund)	0	0	0	0	0
	Sub-Total	6,457,500,000	4,305,000,000	2,820,676,893	1,718,030,107	4,538,707,000
1202	NON-TAX REVENUE					
12020100	CODE NAME: LICENCES - GENERAL					
12020109	Hotel Licences	180,000	120,000	0	0	0
12020110	Motor Vehicle Licences	58,000,000	38,666,667	35,401,970	17,798,030	53,200,000
12020111	Driving Licences & Drivers Permit	35,000,000	23,333,333	27,143,450	13,856,550	41,000,000
12020112	Motor Driver's Licence Guide and Badges	0	0	0	0	0
12020113	Hackney Permit Licences	6,000,000	4,000,000	0	0	0
12020114	Miscellaneous Application Forms	1,300,000	866,667	629,100	320,900	950,000
12020115	Motor Dealership Licences	900,000	600,000	0	0	0
	Sub-Total	101,380,000	67,586,667	63,174,520	31,975,480	95,150,000
12020400	CODE NAME - FEES - GENERAL					
12020401	Contract Documents: Non-Refundable Fees	0	0	0	0	0
12020408	Registration of Artisans/Production of ID Cards	0	0	0	0	0
	Sub-Total	0	0	0	0	0

KWARA STATE REVISED ESTIMATES, 2015

RECURRENT REVENUE DETAILS

Economic Code No.	Details of Revenue	Approved Estimates	Expected 8 Months Collection Jan. - August 2015	Total Actual Revenue Collection as at 31/08/2015	Expected 4 Months Collection Sept. - Dec. 2015	Revised Estimates 2015
1	2	4	5	6	7	6 + 7 = 8
	KWARA STATE INTERNAL REVENUE SERVICE (KS-IRS)					
12000000	INDEPENDENT REVENUE					
12020600	CODE NAME - SALES - GENERAL					
12020601	Sales of New Standardized Plate Number	100,000,000	66,666,667	54,546,000	30,454,000	85,000,000
12020602	Sales of Registration Booklet	7,500,000	5,000,000	4,993,750	70,006,250	75,000,000
	Sub-Total	107,500,000	71,666,667	59,539,750	100,460,250	160,000,000
12020700	CODE NAME - EARNING GENERAL					
12020701	Earning from Motor Vehicle Reg. and Weighing	22,000,000	14,666,667	12,384,475	7,615,525	20,000,000
12020702	Earning from Certificate of Road Worthiness	25,000,000	16,666,667	27,360,950	14,639,050	42,000,000
12020703	Earning from Change of Ownership	2,000,000	1,333,333	1,423,350	1,076,650	2,500,000
12020704	Earning from Proof of Ownership	3,500,000	2,333,333	3,350,500	1,749,500	5,100,000
12020705	Earning from Miscellaneous Insurance Policies	180,000	120,000	99,200	50,800	150,000
	Sub-Total	52,680,000	35,120,000	44,618,475	25,131,525	69,750,000
	TOTAL FOR: CODE 0220001 - KS-IRS	6,719,060,000	4,479,373,333	2,988,009,638	1,875,597,362	4,863,607,000

KWARA STATE REVISED ESTIMATES, 2015
RECURRENT REVISED EXPENDITURE

ADMIN/ECONOMIC CODE	ORGANISATION NAME	APPROVED ESTIMATES	EXPECTED 8 MONTHS EXPENDITURE	ACTUAL EXPENDITURE CASH BACKED AS AT 31/8/2015	EXPENDITURE FOR THE NEXT 4 MONTHS (SEPTEMBER - DEC.)	REVISED ESTIMATES
		2015	2015	2015	2015	2015
1	2	4	5	6	7	8
		₦	₦	₦	₦	₦
20000000	RECURRENT EXPENDITURE					
02 - ECONOMIC SECTOR						
CODE:- 0220002 CODE NAME : KWARA STATE BOARD OF INTERNAL REVENUE						
21	Personnel Cost	-	-	-	-	-
210101	SALARIES & WAGES	-	-	-	-	-
21010101	Salaries	-	-	-	-	-
2202	OVERHEAD COST	258,100,000	172,066,667	27,180,000	78,090,000	105,270,000
220201	TRAVEL AND TRANSPORT	4,000,000	2,666,667	330,000	3,670,000	4,000,000
22020101	Local Travel and Transport	4,000,000	2,666,667	330,000	3,670,000	4,000,000
22020103	International Travel and Transport: Training	-	-	-	-	-
22020104	International Travel and Transport: Others	-	-	-	-	-
220202	UTILITIES - GENERAL	60,100,000	40,066,667	-	27,100,000	27,100,000
22020201	Electricity Charges	50,000,000	33,333,333	-	20,000,000	20,000,000
22020202	Telephone Charges	-	-	-	-	-
22020203	Internet Access Charges	7,000,000	4,666,667	-	7,000,000	7,000,000
22020204	Satellite Broadcasting Access Charges	-	-	-	-	-
22020205	Water Rates	100,000	66,667	-	100,000	100,000
22020208	Software Charges/License Renewal	3,000,000	2,000,000	-	-	-
220203	MATERIALS & SUPPLIES - GENERAL	141,300,000	94,200,000	23,730,000	30,420,000	54,150,000
22020301	Office Stationeries/Computer Consumable	5,000,000	3,333,333	230,000	1,770,000	2,000,000
22020302	Books	-	-	-	-	-
22020303	Newspaper	300,000	200,000	-	150,000	150,000
22020304	Magazines & Periodicals	14,000,000	9,333,333	-	2,000,000	2,000,000
22020305	Printing of Non Security Documents	2,000,000	1,333,333	-	-	-
22020306	Printing of Security Documents	20,000,000	13,333,333	-	-	-
22020313	Motor Vehicle Licence Guide & Identification Badges/Plates	100,000,000	66,666,667	23,500,000	26,500,000	50,000,000

KWARA STATE REVISED ESTIMATES, 2015
RECURRENT REVISED EXPENDITURE

ADMIN/ECONOMIC CODE	ORGANISATION NAME	APPROVED ESTIMATES	EXPECTED 8 MONTHS EXPENDITURE	ACTUAL EXPENDITURE CASH BACKED AS AT 31/8/2015	EXPENDITURE FOR THE NEXT 4 MONTHS (SEPTEMBER - DEC..)	REVISED ESTIMATES
		2015	2015	2015	2015	2015
20000000	RECURRENT EXPENDITURE					
1	2	4	5	6	7	8
		₦	₦	₦	₦	₦
02 - ECONOMIC SECTOR						
CODE:- 0220002 CODE NAME : KWARA STATE BOARD OF INTERNAL REVENUE						
220204	MAINTENANCE SERVICE - GENERAL	19,000,000	12,666,667	1,950,000	5,600,000	7,550,000
22020401	Maintenance of Motor Vehicle/Transport Equipment	5,000,000	3,333,333	800,000	2,200,000	3,000,000
22020402	Maintenance of Office Furniture	3,000,000	2,000,000	600,000	1,400,000	2,000,000
22020403	Maintenance of Building & Residential QTRS	6,000,000	4,000,000	300,000	1,000,000	1,300,000
22020404	Maintenance of Office/IT Equipments	5,000,000	3,333,333	250,000	1,000,000	1,250,000
22020405	Maintenance of Plant/Generators	-	-	-	-	-
22020406	Other Maintenance Services	-	-	-	-	-
220205	TRAINING - GENERAL	10,000,000	6,666,667	-	2,000,000	2,000,000
22020501	Local Training	-	-	-	-	-
22020502	International Training	-	-	-	-	-
22020503	Seminar, Workshops and Conferences	10,000,000	6,666,667	-	2,000,000	2,000,000
220206	OTHER SERVICES - GENERAL	-	-	-	-	-
22020601	Security Expenses	-	-	-	-	-
22020605	Cleaning & Fumigation Services	-	-	-	-	-
22020606	Service-Wide Vote	-	-	-	-	-
220207	CONSULTING & PROFESSIONAL SERVICES	-	-	-	-	-
22020701	Financial Consulting	-	-	-	-	-
22020702	Information Technology Consulting	-	-	-	-	-
22020703	Legal Service	-	-	-	-	-
22020704	Engineering Services	-	-	-	-	-
22020710	IPSAS Consulting	-	-	-	-	-
22020711	Other Consulting Services	-	-	-	-	-

**KWARA STATE REVISED ESTIMATES, 2015
RECURRENT REVISED EXPENDITURE**

ADMIN/ECONOMIC CODE	ORGANISATION NAME	APPROVED ESTIMATES	EXPECTED 8 MONTHS EXPENDITURE	ACTUAL EXPENDITURE CASH BACKED AS AT 31/8/2015	EXPENDITURE FOR THE NEXT 4 MONTHS (SEPTEMBER - DEC.)	REVISED ESTIMATES
20000000	RECURRENT EXPENDITURE	2015	2015	2015	2015	2015
1	2	4	5	6	7	8
		₦	₦	₦	₦	₦
02 - ECONOMIC SECTOR						
CODE:- 0220002 CODE NAME : KWARA STATE BOARD OF INTERNAL REVENUE						
220208	FUEL & LUBRICANT - GENERAL	7,000,000	4,666,667	400,000	3,600,000	4,000,000
22020801	Motor Vehicle Fuel Cost	2,000,000	1,333,333	400,000	1,600,000	2,000,000
22020803	Plant/Generator Fuel Cost	5,000,000	3,333,333	-	2,000,000	2,000,000
220209	FINANCIAL CHARGES - GENERAL	-	-	-	-	-
22020901	Bank charges/other than Interest	-	-	-	-	-
22020902	Insurance Premium	-	-	-	-	-
22020903	Loss of Foreign Exchange	-	-	-	-	-
22020904	Others CRF Bank charges	-	-	-	-	-
220210	MISCELLANEOUS EXPENSES - GENERAL	16,700,000	11,133,333	770,000	5,700,000	6,470,000
22021001	Refreshment & Meals	5,000,000	3,333,333	220,000	2,000,000	2,220,000
22021003	Publicity & Advertisements	5,000,000	3,333,333	550,000	1,000,000	1,550,000
22021006	Postages & Courier Services	-	-	-	-	-
22021007	Welfare Package	-	-	-	-	-
22021014	Annual Budget Expenses & Administration	-	-	-	-	-
22021022	Incidental Expenses	6,700,000	4,466,667	-	2,700,000	2,700,000
22021023	Operational Expenses	-	-	-	-	-
22021026	Monitoring & Evaluation	-	-	-	-	-
22021031	Meeting/Visitation	-	-	-	-	-
22021042	Finance-Incorporated	-	-	-	-	-
22021043	Kwara Holdings Company	-	-	-	-	-
	TOTAL FOR CODE 0220001	258,100,000	172,066,667	27,180,000	78,090,000	105,270,000

KWARA STATE REVISED ESTIMATES, 2015
RECURRENT REVENUE DETAILS

Economic Code No.	Details of Revenue	Approved Estimates	Expected 8 Months Collection	Total Actual Revenue	Expected 4 Months Collection	Revised Estimates
		2015	Jan. - August 2015	Collection as at 31/08/2015	Sep. - Dec. 2015	2015
1	2	4	5	6	7	6 + 7 = 8
0222001	MINISTRY OF COMMERCE & CO-OPERATIVES					
12020400	CODE NAME: FEES - GENERAL					
	Contract Documents Non-Refundable Processing					
12020401	Fees	10,000	6,667	450,000	0	450,000
12020417	Registration of Business Premises	1,500,000	1,000,000	551,000	299,000	850,000
12020418	Cooperative Audit and Supervision Fees	10,000,000	6,666,667	8,238,127	1,761,873	10,000,000
12020419	Kwara Cooperative Training Institutes	120,000	80,000	230,000	0	230,000
12020408	Registration of Artisans	100,000	66,667	0	20,000	20,000
12020420	Gate-Taking Ultral Modern Market	600,000	400,000	1,120,000	120,000	1,240,000
12020427	Administrative & Handing Charges	0	0	0	0	0
	Sub-Total	12,330,000	8,220,000	10,589,127	2,200,873	12,790,000
12020600	CODE NAME - SALES - GENERAL					
12020620	Sales of Essential Commodity (Intervention)	0	0	0	0	0
	Sub-Total	0	0	0	0	0
12020700	CODE NAME - EARNING GENERAL					
12020701	Earning from Rural Govt. Guest House Catering Charges Lagos	0	0	0	0	0
	Sub-Total	0	0	0	0	0
12020800	CODE NAME - RENT ON GOVT. PROPERTY GENERAL					
12020823	Rent on Stadium Shopping Complex	0	0	0	0	0
12020824	Rent on Kulende Shopping Complex	1,800,000	1,200,000	2,050,000	0	2,050,000
12020825	Refund to KWSG on stroctures take-over by the Developer (Rincon) at Ultral Modern Market	0	0	0	58,200,000	58,200,000
12020826	Rent/Shop on (Ultral Modern Market)	0	0	0	0	0
12020827	Grant Rent on (Ultral Modern Market)	0	0	0	0	0
12020828	Rent on Adama Bola Saadu House	0	0	0	0	0
	Sub-Total	1,800,000	1,200,000	2,050,000	58,200,000	60,250,000

KWARA STATE REVISED ESTIMATES, 2015
RECURRENT REVENUE DETAILS

Economic Code No.	Details of Revenue	Approved Estimates	Expected 8 Months Collection	Total Actual Revenue Collection as at	Expected 4 Months Collection	Revised Estimates
		2015	Jan. - August 2015	31/08/2015 2015	Sept. - Dec. 2015	2015
1	2	4	5	6	7	6 + 7 =8
0222001	MINISTRY OF COMMERCE & CO-OPERATIVES					
12021000	CODE NAME - RE-PAYMENT GENERAL					
12021006	Repayment of Motor-cycle Micro Credit Loan	0	0	0	0	0
12021007	Repayment of Poverty Alleviation Programm Loan on Small Scale Enterprise	0	0	0	0	0
	Sub-Total	0	0	0	0	0
	TOTAL FOR: CODE 0222001- MIN. OF COMM. & CO-PERATIVE	14,130,000	9,420,000	12,639,127	60,400,873	73,040,000

KWARA STATE REVISED ESTIMATES, 2015

RECURRENT REVISED EXPENDITURE

ADMIN/ ECONOMIC CODE	ORGANISATION NAME	APPROVED ESTIMATES	EXPECTED 8 MONTHS EXPENDITURE	ACTUAL EXPENDITURE CASH BACKED AS AT 31/8/2015	EXPENDITURE FOR THE NEXT 4 MONTHS (SEPTEMBER - DEC.)	REVISED ESTIMATES
		2015	2015	2015	2015	2015
1	2	4	5	6	7	8
		₦	₦	₦	₦	₦
20000000	RECURRENT EXPENDITURE					
02 - ECONOMIC SECTOR						
CODE:-0222001 CODE NAME : MINISTRY OF COMMERCE & CO-OPERATIVE						
21	Personnel Cost	97,639,656	65,093,104	67,537,124	33,968,562	101,505,686
210101	SALARIES & WAGES					
21010101	Salaries	97,639,656	65,093,104	67,537,124	33,968,562	101,505,686
2202	OVERHEAD COST	18,933,092	12,622,061	725,000	9,890,000	10,615,000
220201	TRAVEL AND TRANSPORT	2,000,000	1,333,333	-	2,000,000	2,000,000
22020101	Local Travel and Transport: Training	1,000,000	666,667	-	2,000,000	2,000,000
22020103	International Travel and Transport: Training	1,000,000	666,667	-	-	-
22020104	International Travel and Transport: Others					
220202	UTILITIES - GENERAL	680,000	453,333	-	-	-
22020201	Electricity Charges	200,000	133,333	-	-	-
22020202	Telephone Charges	140,000	93,333	-	-	-
22020203	Internet Access Charges	140,000	93,333	-	-	-
22020204	Satellite Broadcasting Access Charges	100,000	66,667	-	-	-
22020205	Water Rates	100,000	66,667	-	-	-
220203	MATERIALS & SUPPLIES - GENERAL	940,000	626,667	150,000	900,000	1,050,000
22020301	Office Stationeries/Computer Consumable	400,000	266,667	150,000	550,000	700,000
22020302	Books	-	-	-	-	-
22020303	Newspaper	400,000	266,667	-	300,000	300,000
22020304	Magazines & Periodicals	40,000	26,667	-	50,000	50,000
22020305	Printing of Non Security Documents	100,000	66,667	-	-	-
220204	MAINTENANCE SERVICES - GENERAL	1,425,000	950,000	375,000	1,165,000	1,540,000
22020401	Maintenance of Motor Vehicle/Transport Equipment	500,000	333,333	150,000	350,000	500,000
22020402	Maintenance of Office Furniture	125,000	83,333	125,000	75,000	200,000

KWARA STATE REVISED ESTIMATES, 2015
RECURRENT REVISED EXPENDITURE

ADMIN/ ECONOMIC CODE	ORGANISATION NAME	APPROVED ESTIMATES	EXPECTED 8 MONTHS EXPENDITURE	ACTUAL EXPENDITURE CASH BACKED AS AT 31/8/2015	EXPENDITURE FOR THE NEXT 4 MONTHS (SEPTEMBER - DEC.)	REVISED ESTIMATES
		2015	2015	2015	2015	2015
20000000	RECURRENT EXPENDITURE					
1	2	4	5	6	7	8
		₦	₦	₦	₦	₦
02 - ECONOMIC SECTOR						
CODE:-0222001 CODE NAME : MINISTRY OF COMMERCE & CO-OPERATIVE						
22020404	Maintenance of Office/IT Equipments	300,000	200,000	-	190,000	190,000
22020405	Maintenance of Plant/Generators	100,000	66,667	50,000	200,000	250,000
22020407	Other Maintenance Services	100,000	66,667	50,000	50,000	100,000
22020412	Maintenance of Markets/Public Places	300,000	200,000	-	300,000	300,000
220205	TRAINING - GENERAL	1,500,000	1,000,000	-	1,653,000	1,653,000
22020501	Local Training	500,000	333,333	-	200,000	200,000
22020502	International Training	-	-	-	-	-
22020503	Seminars, Workshop, National/State Council and Conferences	1,000,000	666,667	-	1,453,000	1,453,000
220206	OTHER SERVICES - GENERAL	7,300,000	4,866,667	-	-	-
22020601	Security Service	500,000	333,333	-	-	-
22020602	Office Rent	6,000,000	4,000,000	-	-	-
22020605	Cleaning & Fumigation Services	800,000	533,333	-	-	-
220207	CONSULTING & PROFESSIONAL SERVICES	788,092	525,395	-	-	-
22020701	Financial Consulting	500,000	333,333	-	-	-
22020702	Information Technology Consulting	88,092	58,728	-	-	-
22020703	Legal Service	100,000	66,667	-	-	-
22020704	Engineering Service	50,000	33,333	-	-	-
22020706	Surveying Services	50,000	33,333	-	-	-
220208	FUEL & LUBRICANT - GENERAL	450,000	300,000	150,000	50,000	200,000
22020801	Motor Vehicle Fuel Cost	200,000	133,333	150,000	50,000	200,000
22020803	Plant/Generator Fuel Cost	250,000	166,667	-	-	-
220210	MISCELLANEOUS EXPENSES - GENERAL	3,850,000	2,566,667	50,000	4,122,000	4,172,000
22021001	Refreshment & Meals	100,000	66,667	50,000	50,000	100,000

KWARA STATE REVISED ESTIMATES, 2015
RECURRENT REVISED EXPENDITURE

ADMIN/ ECONOMIC CODE	ORGANISATION NAME	APPROVED ESTIMATES	EXPECTED 8 MONTHS EXPENDITURE	ACTUAL EXPENDITURE CASH BACKED AS AT 31/8/2015	EXPENDITURE FOR THE NEXT 4 MONTHS (SEPTEMBER - DEC.)	REVISED ESTIMATES
		2015	2015	2015	2015	2015
20000000	RECURRENT EXPENDITURE					
1	2	4	5	6	7	8
		₦	₦	₦	₦	₦
02 - ECONOMIC SECTOR						
CODE:-0222001 CODE NAME : MINISTRY OF COMMERCE & CO-OPERATIVE						
22021002	Honorarium & Sitting Allowance	50,000	33,333	-	-	-
22021003	Publicity & Advertisements	250,000	166,667	-	122,000	122,000
22021004	Medical Expenses - Local	50,000	33,333	-	-	-
22021006	Postages & Courier Services	50,000	33,333	-	-	-
22021007	Welfare Package	100,000	66,667	-	1,000,000	1,000,000
22021014	Annual Budget Expenses	100,000	66,667	-	100,000	100,000
22021022	Incidental Expenses	100,000	66,667	-	100,000	100,000
22021023	Operational Cost	1,000,000	666,667	-	-	-
22021025	Business Promotion/Trade Fair/Trade Mission	1,000,000	666,667	-	1,700,000	1,700,000
22021027	Committee & Commission(Export Promotion)	1,050,000	700,000	-	1,050,000	1,050,000
	TOTAL FOR CODE 0220001	116,572,748	77,715,165	68,262,124	43,858,562	112,120,686

KWARA STATE REVISED ESTIMATES, 2015

Ministry of Commerce and Cooperatives

Sector Code: 0222001

CAPITAL RECEIPTS - LOANS AND OTHER CAPITAL RECEIPTS

Revenue Code	Details of Receipts	Approved Estimates 2015	Expected 8 Months Estimate 2015	Actual Receipts as at August 2015	Expected Estimate for the next 4 Months (Sept.- Dec.) 2015	Revised Estimates 2015
1	2	3	4	5	6	7
14	Capital Development Fund Receipts					
1401	Transfer from Consolidated Revenue to Capital Development Fund					
1402	Other Capital Receipts					
14020210	Micro, Small and Medium Enterprises (CBN) Intervention	2,000,000,000	1,333,333,333	-	-	-
	Sub - Total	2,000,000,000	1,333,333,333	-	-	-
1403	Loans/Borrowing Receipt					
14030100	Domestic Loan/Borrowing Receipt					
14030200	Foreign Loans/Borrowing Receipts					
	Total	2,000,000,000	1,333,333,333	-	-	-

KWARA STATE REVISED ESTIMATES, 2015
CAPITAL EXPENDITURE - NON AIDS AND GRANTS

Expenditure Code	Details of Expenditure	Approved Estimates 2015	Expected 8 Months Estimate 2015	Actual Expenditure as at August 2015	Expected Estimate for the next 4 Months (Sept.- Dec.) 2015	Revised Estimates 2015
1	2	3	4	5	6	7
23	CAPITAL EXPENDITURE					
0222001	Ministry of Commerce and Cooperatives					
2301	Fixed Assets Purchase					
230101	Purchase of Fixed Assets - General					
23010108	Purchase of Buses (1 Nos 18 Seater) for cooperative Outreach	7,500,000	5,000,000	-	7,500,000	7,500,000
23010148	Purchase of Training Equipment (Cooperative Education Training Equipment and Material for Mobile Training)	6,000,000	4,000,000	-	6,000,000	6,000,000
	Sub-Total	13,500,000	9,000,000	-	13,500,000	13,500,000
2302	Construction/Provision					
230201	Construction/Provision of Fixed Assets - General					
23020118	Construction/Provision of Infrastructures (External) for Ilorin Ultra-Modern Market & Kulende	-	-	-	-	-
23020132	Construction/Provision of Facilities	19,500,000	13,000,000	-	19,500,000	19,500,000
23020166	Construction/Provision of Free Zone	-	-	-	-	-
	Sub-Total	19,500,000	13,000,000	-	19,500,000	19,500,000
2303	Rehabilitation/Repairs					
230301	Rehabilitation/Repairs of Fixed Assets - General					
2305	Other Capital Projects					
230501	Acquisition of Non Tangible Assets					
23050103	Monitoring & Evaluation:- Conducting need assessment for Cooperative Societies	2,000,000	1,333,333	-	2,000,000	2,000,000
23050107	Take-off Grant for proposed Bureau: - Micro, Small and Medium Enterprises (CBN) Intervention	300,000,000	200,000,000	-	300,000,000	300,000,000
23050137	Micro-Credit Scheme(Medium Entreprises)	2,000,000,000	1,333,333,333	-	2,000,000,000	2,000,000,000
23050138	Kwara State Bureau of Micro-SME	-	-	-	-	-
23050141	Staging of Trade Fair in the State	7,000,000	4,666,667	-	7,000,000	7,000,000

KWARA STATE REVISED ESTIMATES, 2015
CAPITAL EXPENDITURE - NON AIDS AND GRANTS

Expenditure Code	Details of Expenditure	Approved Estimates 2015	Expected 8 Months Estimate 2015	Actual Expenditure as at August 2015	Expected Estimate for the next 4 Months (Sept.- Dec.) 2015	Revised Estimates 2015
1	2	3	4	5	6	7
23	CAPITAL EXPENDITURE					
0222001	Ministry of Commerce and Cooperatives					
23050142	Development of a Commercial Policy Document	500,000	333,333	-	500,000	500,000
23050143	Survey and Registration of Business premises	1,500,000	1,000,000	-	1,500,000	1,500,000
23050144	Cooperative Data Bank	-	-	-	-	-
	Sub-Total	2,311,000,000	1,540,666,667	-	2,311,000,000	2,311,000,000
	Total	2,344,000,000	1,562,666,667	-	2,344,000,000	2,344,000,000

KWARA STATE REVISED ESTIMATES, 2015

CAPITAL EXPENDITURE - COFOG

Function Code	Details of Expenditure	Approved Estimates 2015	Expected 8 Months Estimate 2015	Actual Expenditure as at August 2015	Expected Estimate for the next 4 Months (Sept.- Dec.) 2015	Revised Estimates 2015
1	2	3	4	5	6	7
23	CAPITAL EXPENDITURE BASED ON FUNCTION					
0222001	<i>Ministry of Commerce and Cooperatives</i>					
704	Economic Affairs					
7041	General Economic, Commercial and Labour Affairs	2,344,000,000	1,562,666,667	-	2,344,000,000	2,344,000,000
7042	Agriculture, Forestry, Fishing and Hunting					
7043	Fuel and Energy					
7044	Mining, Manufacturing and Construction					
7045	Transport					
7046	Communication					
7047	Other Industries					
7048	R & D Economic Affairs					
7049	Economic Affairs N.E.C					
	Non-Aids and Grants	2,344,000,000	1,562,666,667	-	2,344,000,000	2,344,000,000

KWARA STATE REVISED ESTIMATES, 2015
RECURRENT REVENUE DETAILS

Economic Code No.	Details of Revenue	Approved Estimates	Expected 8 Months Collection Jan. - August 2015	Total Actual Revenue Collection as at 31/08/2015	Expected 4 Months Collection Sept. - Dec. 2015	Revised Estimates
1	2	4	5	6	7	6 + 7 = 8
0231001	MINISTRY OF ENERGY					
12020400	CODE NAME: FEES - GENERAL					
	Contract Documents Non-Refundable Processing					
12020401	Fees	6,000,000	4,000,000	225,000	1,700,000	1,925,000
12020408	Registration and Renewal of Artisans Fees	400,000	266,667	15,000	166,667	181,667
12020427	Administrative Charges Fees	3,000,000	2,000,000	133,923	1,250,000	1,383,923
	Sub-Total	9,400,000	6,266,667	373,923	3,116,667	3,490,590
	TOTAL FOR: CODE 0231001- MINISTRY OF ENERGY	9,400,000	6,266,667	373,923	3,116,667	3,490,590

KWARA STATE REVISED ESTIMATES, 2015
RECURRENT REVISED EXPENDITURE

ADMIN/ECONOMIC CODE	ORGANISATION NAME	APPROVED ESTIMATES	EXPECTED 8 MONTHS EXPENDITURE	ACTUAL EXPENDITURE CASH BACKED AS AT 31/8/2015	EXPENDITURE FOR THE NEXT 4 MONTHS (SEPTEMBER - DEC.)	REVISED ESTIMATES
		2015	2015	2015	2015	2015
20000000	RECURRENT EXPENDITURE					
1	2	4	5	6	7	8
		₦	₦	₦	₦	₦
02 - ECONOMIC SECTOR						
CODE:- 0231001 CODE NAME : MINISTRY OF ENERGY						
21	Personnel Cost	49,247,713	32,831,809	33,773,420	17,086,710	50,860,130
210101	SALARIES & WAGES	-	-	-	-	-
21010101	Salaries	49,247,713	32,831,809	33,773,420	17,086,710	50,860,130
2202	OVERHEAD COST	19,212,337	12,808,225	2,815,423	4,438,333	7,253,756
220201	TRAVEL AND TRANSPORT	1,440,000	960,000	480,000	500,000	980,000
22020101	Local Travel and Transport	1,440,000	960,000	480,000	500,000	980,000
22020104	International Travel and Transport: Others	-	-	-	-	-
220202	UTILITIES - GENERAL	1,000,000	666,667	120,000	380,000	500,000
22020201	Electricity Charges	750,000	500,000	-	250,000	250,000
22020202	Telephone Charges	150,000	100,000	120,000	130,000	250,000
22020203	Internet Access Charges	-	-	-	-	-
22020204	Satellite Broadcasting Access Charges	-	-	-	-	-
22020205	Water Rates	100,000	66,667	-	-	-
220203	MATERIALS & SUPPLIES - GENERAL	600,000	400,000	160,000	200,000	360,000
22020301	Office Stationeries/Computer Consumable	240,000	160,000	60,000	80,000	140,000
22020302	Books	-	-	-	-	-
22020303	Newspapers	240,000	160,000	60,000	80,000	140,000
22020304	Magazines & Periodicals	-	-	-	-	-
22020305	Printing of Non Security Documents	120,000	80,000	40,000	40,000	80,000
220204	MAINTENANCE SERVICES - GENERAL	3,938,000	2,625,333	1,166,500	2,362,000	3,528,500
22020401	Maintenance of Motor Vehicle/Transport Equipment	600,000	400,000	200,000	200,000	400,000
22020402	Maintenance of Office Furniture	518,000	345,333	200,000	200,000	400,000
22020403	Maintenance of Building & Residential QTRS	-	-	-	-	-

KWARA STATE REVISED ESTIMATES, 2015
RECURRENT REVISED EXPENDITURE

ADMIN/ECONOMIC CODE	ORGANISATION NAME	APPROVED ESTIMATES	EXPECTED 8 MONTHS EXPENDITURE	ACTUAL EXPENDITURE CASH BACKED AS AT 31/8/2015	EXPENDITURE FOR THE NEXT 4 MONTHS (SEPTEMBER - DEC.)	REVISED ESTIMATES
		2015	2015	2015	2015	2015
20000000	RECURRENT EXPENDITURE					
1	2	4	5	6	7	8
		₦	₦	₦	₦	₦
02 - ECONOMIC SECTOR						
CODE:- 0231001 CODE NAME : MINISTRY OF ENERGY						
22020404	Maintenance of Office/IT Equipments	154,000	102,667	60,000	60,000	120,000
22020405	Maintenance of Plant/Generators	200,000	133,333	90,000	80,000	170,000
22020406	Other Maintenance Services	66,000	44,000	16,500	22,000	38,500
22020410	Maintenanace of Street Lighting	2,400,000	1,600,000	600,000	1,800,000	2,400,000
220205	TRAINING - GENERAL	-	-	-	-	-
22020501	Local Training	-	-	-	-	-
22020502	International Training	-	-	-	-	-
22020503	Seminars, Workshop, National/State Council and Conferences	-	-	-	-	-
220206	OTHER SERVICES - GENERAL	120,000	80,000	30,000	40,000	70,000
22020601	Security Expenses	-	-	-	-	-
22020605	Cleaning & Fumigation Services	120,000	80,000	30,000	40,000	70,000
220207	CONSULTING & PROFESSIONAL SERVICES GENERAL	8,724,337	5,816,225	-	-	-
22020701	Financial Consulting	-	-	-	-	-
22020702	Information Technology Consulting	-	-	-	-	-
22020703	Legal Service	-	-	-	-	-
22020704	Enginering Service	8,724,337	5,816,225	-	-	-
220208	FUEL & LUBRICANT - GENERAL	600,000	400,000	225,000	300,000	525,000
22020801	Motor Vehicle Fuel Cost	400,000	266,667	150,000	200,000	350,000
22020802	Other Transport Equipment Fuel Cost	-	-	-	-	-
22020803	Plant/Generator Fuel Cost	200,000	133,333	75,000	100,000	175,000
220210	MISCELLANEOUS EXPENSES - GENERAL	2,790,000	1,860,000	633,923	656,333	1,290,256
22021001	Refreshment & Meals	300,000	200,000	150,000	200,000	350,000
22021003	Publicity & Advertisements	-	-	-	-	-

KWARA STATE REVISED ESTIMATES, 2015
RECURRENT REVISED EXPENDITURE

ADMIN/ECONOMIC CODE	ORGANISATION NAME	APPROVED ESTIMATES	EXPECTED 8 MONTHS EXPENDITURE	ACTUAL EXPENDITURE CASH BACKED AS AT 31/8/2015	EXPENDITURE FOR THE NEXT 4 MONTHS (SEPTEMBER - DEC.)	REVISED ESTIMATES
		2015	2015	2015	2015	2015
20000000	RECURRENT EXPENDITURE					
1	2	4	5	6	7	8
		₦	₦	₦	₦	₦
02 - ECONOMIC SECTOR						
CODE:- 0231001 CODE NAME : MINISTRY OF ENERGY						
22021006	Postages & Courier Services	-	-	-	-	
22021007	Welfare Package	400,000	266,667	150,000	200,000	350,000
22021014	Annual Budget Expenses	-	-	-	-	
22021022	Incidental Expenses	190,000	126,667	200,000	200,000	400,000
22021026	Monitoring & Evaluation	1,900,000	1,266,667	133,923	56,333	190,256
	TOTAL FOR CODE 0231001	68,460,050	45,640,034	36,588,843	21,525,043	58,113,886
220501	SUBSIDY GENERAL	38,600,000	25,733,333	16,983,976	21,616,024	38,600,000
0231011	Kwara State Electrification Board, Ilorin	38,600,000	25,733,333	16,983,976	21,616,024	38,600,000

KWARA STATE REVISED ESTIMATES, 2015

Ministry of Energy

Sector Code: 0231001

CAPITAL RECEIPTS - LOANS AND OTHER CAPITAL RECEIPTS

Revenue Code	Details of Receipts	Approved Estimates 2015	Expected 8 Months Estimate 2015	Actual Receipts as at August 2015	Expected Estimate for the next 4 Months (Sept.- Dec.) 2015	Revised Estimates 2015
1	2	3	4	5	6	7
14	Capital Development Fund Receipts					
1401	Transfer from Consolidated Revenue to Capital Development Fund					
1402	Other Capital Receipts					
14020209	Kwara State Investment on Electricity Assets in PHCN Network from 1992 to Dec. 2012	6,445,707,834	4,297,138,556	-	-	-
	Sub-Total	6,445,707,834	4,297,138,556	-	-	-
1403	Loans/Borrowing Receipt					
14030100	Domestic Loan/Borrowing Receipt					
14030200	Foreign Loans/Borrowing Receipts					
	Total	6,445,707,834	4,297,138,556	-	-	-

KWARA STATE REVISED ESTIMATES, 2015

Ministry of Energy

Sector Code: 0231001

CAPITAL EXPENDITURE - AIDS & GRANTS AND EXTERNAL LOANS

Expenditure Code	Details of Expenditure	Approved Estimates 2015	Expected 8 Months Estimate 2015	Actual Expenditure as at August 2015	Expected Estimate for the next 4 Months (Sept.-Dec.) 2015	Revised Estimates 2015
1	2	3	4	5	6	7
2301	Fixed Assets Purchase					
230101	Purchase of Fixed Assets - General					
2302	Construction/Provision					
230201	Construction/Provision of Fixed Assets - General					
2303	Rehabilitation/Repairs					
230301	Rehabilitation/Repairs of Fixed Assets - General					
2304	Preservation					
230401	Preservation of the Environment - General					
2305	Other Capital Projects					
230501	Acquisition of Non Tangible Assets					
23050163	Kwara State Investment on Electricity Assets in PHCN Network from 1992 to Dec. 2012	6,445,707,834	4,297,138,556	-	-	-
	<i>Sub-Total</i>	6,445,707,834	4,297,138,556	-	-	-
	<i>Total</i>	6,445,707,834	4,297,138,556	-	-	-

KWARA STATE REVISED ESTIMATES, 2015
CAPITAL EXPENDITURE - NON AIDS AND GRANTS

Expenditure Code	Details of Expenditure	Approved Estimates 2015	Expected 8 Months Estimate 2015	Actual Expenditure as at August 2015	Expected Estimate for the next 4 Months (Sept.-Dec.) 2015	Revised Estimates 2015
1	2	3	4	5	6	7
23	CAPITAL EXPENDITURE					
0231001	Ministry of Energy					
2301	Fixed Assets Purchase					
230101	Purchase of Fixed Assets - General					
23010105	Purchase of Motor Vehicles (1 No Hydraulic Platform (Mercedez Benz))	16,500,000	11,000,000	-	16,500,000	16,500,000
23010149	Purchase of Transformer (and Electrical Plant and Equipment)	200,000,000	133,333,333	-	277,960,535	277,960,535
	Sub-Total	216,500,000	144,333,333	-	294,460,535	294,460,535
2302	Construction/Provision					
230201	Construction/Provision of Fixed Assets - General					
23020101	Construction of Office Building (REB Office at Ita-Alamu)	10,000,000	6,666,667	-	10,000,000	10,000,000
23020123	Construction of Traffic/Street Light	1,813,112,000	1,208,741,333	-	1,813,112,000	1,813,112,000
23020139	Provision / Connection of a Towns/Villages to National Grid (Rural Electrification Project - Kwara State)	-	-	-	-	-
23020141	Construction of Injection Sub-stations and power evacuation lines/feeders	70,000,000	46,666,667	-	70,000,000	70,000,000
23020170	Public-Private Partnership (PPP):- Provision/Installation of Street Light in Ilorin Metropolis	1,029,345,000	686,230,000	-	1,029,345,000	1,029,345,000
23020300	Contractual Obligation for on-going projects	412,464,542	274,976,361	341,685,012	70,779,530	412,464,542
	Sub-Total	3,334,921,542	2,223,281,028	341,685,012	2,993,236,530	3,334,921,542
2303	Rehabilitation/Repairs					
230301	Rehabilitation/Repairs of Fixed Assets - General					
23030123	Rehabilitation of Street Light (Installation across the State)	-	-	-	-	-
	Sub-Total	-	-	-	-	-

KWARA STATE REVISED ESTIMATES, 2015
CAPITAL EXPENDITURE - NON AIDS AND GRANTS

Expenditure Code	Details of Expenditure	Approved Estimates 2015	Expected 8 Months Estimate 2015	Actual Expenditure as at August 2015	Expected Estimate for the next 4 Months (Sept.- Dec.) 2015	Revised Estimates 2015
1	2	3	4	5	6	7
23	CAPITAL EXPENDITURE					
0231001	Ministry of Energy					
2305	Other Capital Projects					
230501	Acquisition of Non Tangible Assets					
23050103	Monitoring & Evaluation:- Project Survey, Monitoring and Supervision	3,000,000	2,000,000	-	-	-
23050145	Pre-feasibility & Feasibility Study for the 100 MW Harmony Independent Power Project	200,000,000	133,333,333	-	83,334,000	83,334,000
23050146	Capital Grant- Rural Electrification Board	10,000,000	6,666,667	8,801,820	1,500,000	10,301,820
	Sub-Total	213,000,000	142,000,000	8,801,820	84,834,000	93,635,820
	Total	3,764,421,542	2,509,614,361	350,486,832	3,372,531,065	3,723,017,897

KWARA STATE REVISED ESTIMATES, 2015

CAPITAL EXPENDITURE - COFOG

Details of Expenditure		Approved Estimates 2015	Expected 8 Months Estimate 2015	Actual Expenditure as at August 2015	Expected Estimate for the next 4 Months (Sept.- Dec.) 2015	Revised Estimates 2015
2		3	4	5	6	7
CAPITAL EXPENDITURE BASED ON FUNCTION						
0731001	Ministry of Energy					
704	Economic Affairs					
7041	General Economic, Commercial and Labour Affairs					
7042	Agriculture, Forestry, Fishing and Hunting					
7043	Fuel and Energy	10,210,129,376	6,806,752,917	350,486,832	3,372,531,065	3,723,017,897
7044	Mining, Manufacturing and Construction					
7045	Transport					
7046	Communication					
7047	Other Industries					
7048	R & D Economic Affairs					
7049	Economic Affairs N.E.C					
	Non-Aids and Grants	3,764,421,542	2,509,614,361	350,486,832	3,372,531,065	3,723,017,897
	Aids and Grants	6,445,707,834	4,297,138,556	-	-	-

KWARA STATE REVISED ESTIMATES, 2015

RECURRENT REVENUE DETAILS

Economic Code No.	Details of Revenue	Approved Estimates	Expected 8 Months Collection	Total Actual Revenue Collection as at	Expected 4 Months Collection	Revised Estimates
1	2	2015	Jan. - August 2015	31/08/2015	2015	2015
		4	5	6	7	6 + 7 = 8
0233001	MINISTRY OF INDUSTRY & SOILD MINERIALS					
12020400	CODE NAME: FEES - GENERAL					
12020401	Contract Documents: Non - Refundable Processing Fees	100,000	66,667	0	10,000	10,000
12020451	Reclamation Fees from Mining Operators (Tipper Loaders)	3,500,000	2,333,333	2,050,000	1,035,714	3,085,714
12020452	Registration Fees	0	0	0	0	0
12020408	Registration of Artisans	150,000	100,000	60,000	42,857	102,857
12020453	Haulage Fees (Industrial Goods)	1,200,000	800,000	170,000	52,857	222,857
	Sub - Total	4,950,000	3,300,000	2,280,000	1,141,428	3,421,428
	TOTAL FOR: CODE 0233001- MINISTRY OF INDUSTRY & SOILD MINERIALS	4,950,000	3,300,000	2,280,000	1,141,428	3,421,428

KWARA STATE REVISED ESTIMATES, 2015
RECURRENT REVISED EXPENDITURE

ADMIN/ECONOMIC CODE	ORGANISATION NAME	APPROVED ESTIMATES	EXPECTED 8 MONTHS EXPENDITURE	ACTUAL EXPENDITURE CASH BACKED AS AT 31/8/2015	EXPENDITURE FOR THE NEXT 4 MONTHS (SEPTEMBER - DEC.)	REVISED ESTIMATES
		2015	2015	2015	2015	2015
20000000	RECURRENT EXPENDITURE					
1	2	4	5	6	7	8
		₦	₦	₦	₦	₦
02 - ECONOMIC SECTOR						
CODE:-0233001 CODE NAME: MINISTRY OF INDUSTRY AND SOLID MINERALS DEVELOPMENT						
21	Personnel Cost	14,420,007	9,613,338	10,077,218	5,238,609	15,315,827
210101	SALARIES WAGES	-	-	-	-	-
21010101	Salaries	14,420,007	9,613,338	10,077,218	5,238,609	15,315,827
2202	OVERHEAD COST	12,146,759	8,097,839	1,025,000	3,788,000	4,813,000
220201	TRAVEL AND TRANSPORT	4,206,667	2,804,444	-	1,728,000	1,728,000
22020101	Local Travel and Transport	4,206,667	2,804,444	-	1,728,000	1,728,000
22020104	International Travel and Transport: Others	-	-	-	0	-
220202	UTILITIES - GENERAL	-	-	-	-	-
22020201	Electricity Charges	-	-	-	-	-
22020202	Telephone Charges	-	-	-	-	-
22020203	Internet Access Charges	-	-	-	-	-
22020204	Satellite Broadcasting Access Charges	-	-	-	-	-
22020205	Water Rates	-	-	-	-	-
220203	MATERIALS & SUPPLIES - GENERAL	1,662,667	1,108,444	210,000	160,000	370,000
22020301	Office Stationeries/Computer Consumable	962,667	641,778	150,000	100,000	250,000
22020302	Books	-	-	-	-	-
22020303	Newspapers	200,000	133,333	60,000	60,000	120,000
22020304	Magazines & Periodicals	-	-	-	-	-
22020305	Printing of Non Security Documents	-	-	-	-	-
22020307	Drugs/Laboratory/Medical Supplies	500,000	333,333	-	-	-
220204	MAINTENANCE SERVICES - GENERAL	3,242,848	2,161,899	710,000	650,000	1,360,000
22020401	Maintenance of Motor Vehicle/Transport Equipment	2,365,048	1,576,699	500,000	400,000	900,000
22020402	Maintenance of Office Furniture	877,800	585,200	210,000	250,000	460,000

KWARA STATE REVISED ESTIMATES, 2015

RECURRENT REVISED EXPENDITURE

ADMIN/ECONOMIC CODE	ORGANISATION NAME	APPROVED ESTIMATES	EXPECTED 8 MONTHS EXPENDITURE	ACTUAL EXPENDITURE CASH BACKED AS AT 31/8/2015	EXPENDITURE FOR THE NEXT 4 MONTHS (SEPTEMBER - DEC.)	REVISED ESTIMATES
		2015	2015	2015	2015	2015
20000000	RECURRENT EXPENDITURE					
1	2	4	5	6	7	8
		₦	₦	₦	₦	₦
02 - ECONOMIC SECTOR						
CODE:-0233001 CODE NAME: MINISTRY OF INDUSTRY AND SOLID MINERALS DEVELOPMENT						
22020403	Maintenance of Building & Residential QTRS	-	-	-	-	-
22020404	Maintenance of Office/IT Equipments	-	-	-	-	-
22020405	Maintenance of Plant/Generators	-	-	-	-	-
22020406	Other Maintenance Services	-	-	-	-	-
220205	TRAINING - GENERAL	500,000	333,333	-	400,000	400,000
22020501	Local Training	-	-	-	-	-
22020502	International Training	-	-	-	-	-
22020503	Seminars, Workshop, National/State Council and Conferences	500,000	333,333	-	400,000	400,000
220206	OTHER SERVICES - GENERAL	-	-	-	-	-
22020601	Security Expenses	-	-	-	-	-
22020605	Cleaning & Fumigation Services	-	-	-	-	-
220207	CONSULTING & PROFESSIONAL SERVICE	-	-	-	-	-
22020701	Financial Consulting	-	-	-	-	-
22020702	Information Technology Consulting	-	-	-	-	-
22020703	Legal Service	-	-	-	-	-
22020704	Engineering Services	-	-	-	-	-
220208	FUEL & LUBRICANT - GENERAL	-	-	-	-	-
22020801	Motor Vehicle Fuel Cost	-	-	-	-	-
22020803	Plant/Generator Fuel Cost	-	-	-	-	-
220210	MISCELLANEOUS EXPENSES - GENERAL	2,534,578	1,689,718	105,000	850,000	955,000
22021001	Refreshment & Meals	250,000	166,667	60,000	100,000	160,000
22021003	Publicity & Advertisements	800,000	533,333	-	50,000	50,000
22021004	Medical Expenses - Local	-	-	-	-	-

**KWARA STATE REVISED ESTIMATES, 2015
RECURRENT REVISED EXPENDITURE**

ADMIN/ECONOMIC CODE	ORGANISATION NAME	APPROVED ESTIMATES	EXPECTED 8 MONTHS EXPENDITURE	ACTUAL EXPENDITURE CASH BACKED AS AT 31/8/2015	EXPENDITURE FOR THE NEXT 4 MONTHS (SEPTEMBER - DEC.)	REVISED ESTIMATES
		2015	2015	2015	2015	2015
20000000	RECURRENT EXPENDITURE					
1	2	4	5	6	7	8
		₦	₦	₦	₦	₦
02 - ECONOMIC SECTOR						
CODE:-0233001 CODE NAME: MINISTRY OF INDUSTRY AND SOLID MINERALS DEVELOPMENT						
22021006	Postages & Courier Services	32,867	21,911	-	20,000	20,000
22021007	Welfare Package	-	-	-	-	-
22021008	Subscription to Professional Bodies	-	-	-	-	-
22021014	Annual Budget Expenses	80,000	53,333	-	20,000	20,000
22021022	Incidental Expenses	-	-	-	-	-
22021023	Operational Expenses	180,000	120,000	45,000	60,000	105,000
22021025	Business Promotion/Trade Fair/Trade Mission	450,000	300,000	-	450,000	450,000
22021026	Monitoring & Evaluation	-	-	-	-	-
22021027	Committee & Commission	-	-	-	-	-
22021031	Meeting/Visitation	-	-	-	-	-
22021044	SMEDAN	358,378	238,919	-	50,000	50,000
22021045	Entrepreneurs Development Interventions	383,333	255,555	-	100,000	100,000
	TOTAL FOR CODE -0233001	26,566,766	17,711,177	11,102,218	9,026,609	20,128,827

KWARA STATE REVISED ESTIMATES, 2015
CAPITAL EXPENDITURE - NON AIDS AND GRANTS

Expenditure Code	Details of Expenditure	Approved Estimates 2015	Expected 8 Months Estimate 2015	Actual Expenditure as at August 2015	Expected Estimate for the next 4 Months (Sept.- Dec.) 2015	Revised Estimates 2015
1	2	3	4	5	6	7
23	CAPITAL EXPENDITURE					
0223001	Ministry of Industry and Solid Minerals					
2301	Fixed Assets Purchase					
230101	Purchase of Fixed Assets - General					
23010105	Purchase of Motor Vehicles (2 nos for operations)	10,900,000	7,266,667	-	10,900,000	10,900,000
23010150	Purchase of Machine (for Processing and Milling of Groundnut Oil at Tsaragi and Patigi.)	-	-	-	-	-
	Sub-Total	10,900,000	7,266,667	-	10,900,000	10,900,000
2302	Construction/Provision					
230201	Construction/Provision of Fixed Assets - General					
23020142	Construction/Provision of Quarry/Industry through PPP. (Joint venture)	-	-	-	-	-
23020143	Provision of Industrial Layout	5,000,000	3,333,333	-	5,000,000	5,000,000
23020144	Provision of Technology Incubator Centre (at Share, Patigi, Isin, Bode-Saadu & Kaiama.)	3,000,000	2,000,000	-	3,000,000	3,000,000
23020145	Provision of Business Information Offices (at Patigi, Bode-Saadu, Kaiama, Offa & Omu'aran.)	2,000,000	1,333,333	-	2,000,000	2,000,000
23020146	Provision of Mining Clusters (at Oreke, Kaiama & Zambufu mining sites.)	4,000,000	2,666,667	-	4,000,000	4,000,000
	Sub-Total	14,000,000	9,333,333	-	14,000,000	14,000,000
2303	Rehabilitation/Repairs					
230301	Rehabilitation/Repairs of Fixed Assets - General					
2305	Other Capital Projects					
230501	Acquisition of Non Tangible Assets					
23050101	Research and Development- Identification and Acquisition of viable mining sites & Procurement of Licenses from FG.	3,000,000	2,000,000	-	3,000,000	3,000,000

KWARA STATE REVISED ESTIMATES, 2015
CAPITAL EXPENDITURE - NON AIDS AND GRANTS

Expenditure Code	Details of Expenditure	Approved Estimates 2015	Expected 8 Months Estimate 2015	Actual Expenditure as at August 2015	Expected Estimate for the next 4 Months (Sept.- Dec.) 2015	Revised Estimates 2015
1	2	3	4	5	6	7
23	CAPITAL EXPENDITURE					
0223001	Ministry of Industry and Solid Minerals					
23050148	Preliminary Exploration of Solid Minerals/Rocks in the State and Mining related activities	4,600,000	3,066,667	-	4,600,000	4,600,000
	Sub-Total	7,600,000	5,066,667	-	7,600,000	7,600,000
	Total	32,500,000	21,666,667	-	32,500,000	32,500,000

KWARA STATE REVISED ESTIMATES, 2015

CAPITAL EXPENDITURE - COFOG

Function Code	Details of Expenditure	Approved Estimates 2015	Expected 8 Months Estimate 2015	Actual Expenditure as at August 2015	Expected Estimate for the next 4 Months (Sept.-Dec.) 2015	Revised Estimates 2015
1	2	3	4	5	6	7
23	CAPITAL EXPENDITURE BASED ON FUNCTION					
0223001	Ministry of Industry and Solid Minerals					
704	Economic Affairs					
7041	General Economic, Commercial and Labour Affairs					
7042	Agriculture, Forestry, Fishing and Hunting					
7043	Fuel and Energy					
7044	Mining, Manufacturing and Construction					
7045	Transport					
7046	Communication					
7047	Other Industries	32,500,000	21,666,667	-	32,500,000	32,500,000
7048	R & D Economic Affairs					
7049	Economic Affairs N.E.C					
	Non-Aids and Grants	32,500,000	21,666,667	-	32,500,000	32,500,000

KWARA STATE REVISED ESTIMATES, 2015
RECURRENT REVENUE DETAILS

Economic Code No.	Details of Revenue	Approved Estimates	Expected 8 Months Collection	Total Actual Revenue Collection as at	Expected 4 Months Collection	Revised Estimates
1	2	2015	Jan. - August 2015	31/08/2015	Sept. - Dec. 2015	2015
		4	5	6	7	6 + 7 =8
0234001	MINISTRY OF WORKS & TRANSPORT					
12020400	CODE NAME: FEES - GENERAL					
12020401	Contract Documents: Non_Refundable Fees	1,080,000	720,000	260,000	500,000	760,000
12020470	Material Testing and Valuation Fees	168,000	112,000	0	50,000	50,000
12020471	Contract Basic Registration and Renewal Fees	4,527,000	3,018,000	1,145,500	654,500	1,800,000
12020472	Contract Identity Cards	148,000	98,667	12,500	5,500	18,000
12020473	Special Chargeable Fire Services	21,000	14,000	0	13,750	13,750
12020474	Application Form Fees	275,700	183,800	29,000	21,000	50,000
12020408	Registration of Artisans	127,500	85,000	40,000	28,571	68,571
12020475	Chargeable Fees from KWARTMA	40,952,550	27,301,700	9,682,850	4,784,950	14,467,800
12020427	Administrative Charges Fees	540,000	360,000	82,000	58,571	140,571
	Sub-Total	47,839,750	31,893,167	11,251,850	6,116,842	17,368,692
12020700	CODE NAME - EARNING GENERAL					
12020744	Earning from Trade Test Charge	234,000	156,000	48,000	34,286	82,286
12020745	Earning from Fire Prevention Inspection of Major Establishments	6,000,000	4,000,000	1,062,000	538,000	1,600,000
12020746	Earning from Mass Transit Train Scheme	0	0	0	0	0
12020747	Earning from Road Crossing	105,000	70,000	0	10,000	10,000
12020748	Earning from Unspecified Reveune	821,251	547,501	283,000	133,571	416,571
	Sub-Total	7,160,251	4,773,501	1,393,000	715,857	2,108,857
12020800	RENT ON GOVT. PROPERTY GENERAL					
12020817	Plant Hiring Charges and Motor Transport Hiring Charges	0	0	0	0	0
	Sub-Total	0	0	0	0	0
	TOTAL FOR: CODE 0234001- MIN. OF WORKS & TRANSPORTS	55,000,001	36,666,667	12,644,850	6,832,699	19,477,549

KWARA STATE REVISED ESTIMATES, 2015
RECURRENT REVISED EXPENDITURE

ADMIN/ECONOMIC CODE	ORGANISATION NAME	APPROVED ESTIMATES	EXPECTED 8 MONTHS EXPENDITURE	ACTUAL EXPENDITURE CASH BACKED AS AT 31/8/2015	EXPENDITURE FOR THE NEXT 4 MONTHS (SEPTEMBER - DEC.)	REVISED ESTIMATES
20000000	RECURRENT EXPENDITURE	2015	2015	2015	2015	2015
1	2	4	5	6	7	8
		₦	₦	₦	₦	₦
02 - ECONOMIC SECTOR						
CODE:- 0234001 CODE NAME : MINISTRY OF WORKS AND TRANSPORT						
21	Personnel Cost	115,626,647	73,270,574	73,308,797	36,854,398	110,163,195
210101	SALARIES & WAGES	-	-	-	-	-
21010101	Salaries	115,626,647	73,270,574	73,308,797	36,854,398	110,163,195
2202	OVERHEAD COST	91,219,899	64,627,123	119,479,667	36,544,333	156,024,000
220201	TRAVEL AND TRANSPORT	1,020,000	401,000	401,000	619,000	1,020,000
22020101	Local Travel and Transport	1,020,000	401,000	401,000	619,000	1,020,000
22020104	International Travel and Transport: Others	-	-	-	-	-
220202	UTILITIES - GENERAL	10,677,232	7,118,155	-	60,000	60,000
22020201	Electricity Charges	10,617,232	7,078,155	-	-	-
22020202	Telephone Charges	0	-	-	-	-
22020203	Internet Access Charges	0	-	-	-	-
22020204	Satellite Broadcasting Access Charges	0	-	-	-	-
22020205	Water Rates	60,000	40,000	-	60,000	60,000
220203	MATERIALS & SUPPLIES - GENERAL	3,700,000	2,466,667	400,000	650,000	1,050,000
22020301	Office Stationeries/Computer Consumable	600,000	400,000	200,000	250,000	450,000
22020302	Books	-	-	-	-	-
22020303	Newspapers	600,000	400,000	200,000	400,000	600,000
22020304	Magazines & Periodicals	-	-	-	-	-
22020305	Printing of Non Security Documents	-	-	-	-	-
22020306	Printing of Security Documents	-	-	-	-	-
22020307	Drugs & Medical Supplies	-	-	-	-	-
22020308	Field & Camping Materials Supplies	-	-	-	-	-
22020309	Uniforms and Other Clothing KWARTMA, FIRE BRIGADE, VIOS ETC	2,500,000	1,566,667	-	-	-

KWARA STATE REVISED ESTIMATES, 2015
RECURRENT REVISED EXPENDITURE

ADMIN/ECONOMIC CODE	ORGANISATION NAME	APPROVED ESTIMATES	EXPECTED 8 MONTHS EXPENDITURE	ACTUAL EXPENDITURE CASH BACKED AS AT 31/8/2015	EXPENDITURE FOR THE NEXT 4 MONTHS (SEPTEMBER - DEC.)	REVISED ESTIMATES
		2015	2015	2015	2015	2015
1	2	4	5	6	7	8
		₦	₦	₦	₦	₦
20000000	RECURRENT EXPENDITURE					
02 - ECONOMIC SECTOR						
CODE:- 0234001 CODE NAME : MINISTRY OF WORKS AND TRANSPORT						
22020310	Teaching Aids/Instruction Materials	-	-	-	-	-
22020311	Foodstuff/Catering Materials Supplies	-	-	-	-	-
220204	MAINTENANCE SERVICES - GENERAL	4,500,000	3,000,000	1,880,000	2,350,000	4,230,000
22020401	Maintenance of Motor Vehicle/Transport Equipment	4,000,000	2,666,667	1,680,000	2,100,000	3,780,000
22020402	Maintenance of Office Furniture	500,000	333,333	200,000	250,000	450,000
22020403	Maintenance of Building & Residential QTRS	-	-	-	-	-
22020404	Maintenance of Office/IT Equipments	-	-	-	-	-
22020405	Maintenance of Plant/Generators	-	-	-	-	-
22020406	Other Maintenance Services	-	-	-	-	-
22020407	Maintenance of Aircraft	-	-	-	-	-
22020408	Maintenance of Seaboats	-	-	-	-	-
22020409	Maintenance of Railway Equipment	-	-	-	-	-
22020410	Maintenance of Street Lightings	-	-	-	-	-
22020411	Maintenance of Communication Equipment	-	-	-	-	-
22020412	Maintenance of Markets/Public Places	-	-	-	-	-
22020413	Minor Road Maintenance	-	-	-	-	-
220205	TRAINING - GENERAL	709,333	472,889	424,000	1,786,000	2,210,000
22020501	Local Training	-	-	-	-	-
22020502	International Training	-	-	-	-	-
22020503	Seminars, Workshop, National/State Council and Conferences	709,333	472,889	424,000	1,786,000	2,210,000
220206	OTHER SERVICES - GENERAL	-	-	-	-	-
22020601	Security Expenses	-	-	-	-	-
22020602	Office Rent	-	-	-	-	-

KWARA STATE REVISED ESTIMATES, 2015
RECURRENT REVISED EXPENDITURE

ADMIN/ ECONOMIC CODE	ORGANISATION NAME	APPROVED ESTIMATES	EXPECTED 8 MONTHS EXPENDITURE	ACTUAL EXPENDITURE CASH BACKED AS AT 31/8/2015 2015	EXPENDITURE FOR THE NEXT 4 MONTHS (SEPTEMBER - DEC.) 2015	REVISED ESTIMATES 2015
1	2	4	5	6	7	8
20000000	RECURRENT EXPENDITURE					
02 - ECONOMIC SECTOR						
CODE:- 0234001 CODE NAME : MINISTRY OF WORKS AND TRANSPORT						
22020603	Residential Rent	-	-	-	-	-
22020604	Security Vote (Including Operations)	-	-	-	-	-
22020605	Cleaning & Fumigation Services	-	-	-	-	-
220207	CONSULTING & PROFESSIONAL SERVICES GENERAL	-	-	-	-	-
22020701	Financial Consulting	-	-	-	-	-
22020702	Information Technology Consulting	-	-	-	-	-
22020703	Legal Service	-	-	-	-	-
22020704	Engineering Services	-	-	-	-	-
22020706	Surveying Services	-	-	-	-	-
220208	FUEL & LUBRICANT - GENERAL	2,800,000	1,866,667	1,987,000	1,363,000	3,350,000
22020801	Motor Vehicle Fuel Cost	2,800,000	1,866,667	1,987,000	1,363,000	3,350,000
22020802	Other Transport Equipment Fuel Cost	-	-	-	-	-
22020803	Plant/Generator Fuel Cost	-	-	-	-	-
220210	MISCELLANEOUS EXPENSES - GENERAL	67,813,333	45,208,889	114,387,667	29,716,333	144,104,000
22021001	Refreshment & Meals	240,000	160,000	80,000	100,000	180,000
22021003	Publicity & Advertisements	-	-	-	-	-
22021006	Postages & Courier Services	-	-	-	-	-
22021007	Welfare Package	540,000	360,000	264,000	330,000	594,000
22021014	Annual Budget Expenses	300,000	200,000	-	233,000	233,000
22021021	Special Day/Celebrations	500,000	333,333	-	500,000	500,000
22021022	Incidental Expenses	2,500,000	1,666,667	776,000	970,000	1,746,000
22021023	Operational Expenses	60,733,333	40,488,889	112,616,667	27,083,333	139,700,000
22021026	Monitoring & Evaluation	3,000,000	2,000,000	651,000	500,000	1,151,000
	TOTAL FOR CODE 0234001	206,846,546	137,897,697	192,788,464	73,398,731	266,187,195
220501	SUBSIDY GENERAL	92,507,780	61,671,853	28,138,993	64,368,787	92,507,780
0234011	Kwara State Road Traffic Management Authority	92,507,780	61,671,853	28,138,993	64,368,787	92,507,780

KWARA STATE REVISED ESTIMATES, 2015
CAPITAL EXPENDITURE - NON AIDS AND GRANTS

Expenditure Code	Details of Expenditure	Approved Estimates 2015	Expected 8 Months Estimate 2015	Actual Expenditure as at August 2015	Expected Estimate for the next 4 Months (Sept.- Dec.) 2015	Revised Estimates 2015
1	2	3	4	5	6	7
23	CAPITAL EXPENDITURE					
0234001	Ministry of Works and Transport					
2301	Fixed Assets Purchase					
230101	Purchase of Fixed Assets - General					
23010105	Purchase of Motor Vehicles (V.I.O Patrol Vehicles)	15,000,000	10,000,000	-	15,000,000	15,000,000
23010108	Purchase of Buses (1 No 18 seater Toyota - Operational)	7,000,000	4,666,667	-	7,000,000	7,000,000
23010123	Purchase of Fire Fighting Equipment (Vehicles)	5,234,000	3,489,333	-	5,234,000	5,234,000
23010140	Purchase of Communication Equipment (workshop and spare part for fire engine)	9,399,029	6,266,019	-	9,399,029	9,399,029
23010151	Purchase of Aircraft for International Aviation College	100,000,000	66,666,667	23,850,000	69,546,000	93,396,000
23010152	Purchase of Towing Vehicles (Heavy) (1 no for KWARTMA)	500,000	333,333	-	500,000	500,000
23010153	Purchase of Tools and Equipment	45,000,000	30,000,000	-	12,546,422	12,546,422
	Sub-Total	182,133,029	121,422,019	23,850,000	119,225,451	143,075,451
2302	Construction/Provision					
230201	Construction/Provision of Fixed Assets - General					
23020102	Provision of Residential Building (Hostel Facilities for International Aviation College)	-	-	-	-	-
23020110	Provision/Extension of Fire Services to L.G.A Hqtrs.	41,446,589	27,631,059	-	14,921,098	14,921,098
23020114	Construction/Provision of Roads	2,753,870,699	1,835,913,799	82,226,301	5,872,636,193	5,954,862,494
23020148	Construction of Cargo/Apron and Taxi Way	-	-	-	-	-
23020149	Construction of Bus Depots / Laybys/ Road Signage	3,000,000	2,000,000	891,495	2,108,505	3,000,000
23020150	Construction of Speed Breaker	15,000,000	10,000,000	-	10,000,000	10,000,000
23020300	Contractual Obligation for on-going projects	1,400,000,000	933,333,333	58,743,350	1,341,256,650	1,400,000,000
	Sub-Total	4,213,317,288	2,808,878,192	141,861,146	7,240,922,446	7,382,783,592

KWARA STATE REVISED ESTIMATES, 2015
CAPITAL EXPENDITURE - NON AIDS AND GRANTS

Expenditure Code	Details of Expenditure	Approved Estimates 2015	Expected 8 Months Estimate 2015	Actual Expenditure as at August 2015	Expected Estimate for the next 4 Months (Sept.- Dec.) 2015	Revised Estimates 2015
1	2	3	4	5	6	7
23	CAPITAL EXPENDITURE					
0234001	Ministry of Works and Transport					
2303	Rehabilitation/Repairs					
230301	Rehabilitation/Repairs of Fixed Assets - General					
23030109	Rehabilitation of Fire Station (Ahmadu Bello Way and Folawiyo Road)	8,049,224	5,366,149	-	8,049,224	8,049,224
23030113	Rehabilitation of Road (Capital Grant to KWARMA)	360,000,000	240,000,000	120,000,000	120,000,000	240,000,000
	Sub-Total	368,049,224	245,366,149	120,000,000	128,049,224	248,049,224
2305	Other Capital Projects					
230501	Acquisition of Non Tangible Assets					
23050103	Monitoring & Evaluation:- Project design/supervision fees	-	-	-	-	-
23050152	Chemical foam compound	1,200,000	800,000	-	1,200,000	1,200,000
	Sub-Total	1,200,000	800,000	-	1,200,000	1,200,000
	Total	4,764,699,541	3,176,466,361	285,711,146	7,489,397,121	7,775,108,267

KWARA STATE REVISED ESTIMATES, 2015

CAPITAL EXPENDITURE - COFOG

Function Code	Details of Expenditure	Approved Estimates 2015	Expected 8 Months Estimate 2015	Actual Expenditure as at August 2015	Expected Estimate for the next 4 Months (Sept.- Dec.) 2015	Revised Estimates 2015
1	2	3	4	5	6	7
23	CAPITAL EXPENDITURE BASED ON FUNCTION					
0234001	Ministry of Works and Transport					
704	Economic Affairs					
7041	General Economic, Commercial and Labour Affairs					
7042	Agriculture, Forestry, Fishing and Hunting					
7043	Fuel and Energy					
7044	Mining, Manufacturing and Construction					
7045	Transport	4,764,699,541	3,176,466,361	285,711,146	7,489,397,121	7,775,108,267
7046	Communication					
7047	Other Industries					
7048	R & D Economic Affairs					
7049	Economic Affairs N.E.C					
	Non-Aids and Grants	4,764,699,541	3,176,466,361	285,711,146	7,489,397,121	7,775,108,267

KWARA STATE REVISED ESTIMATES, 2015
RECURRENT REVENUE DETAILS

Economic Code No.	Details of Revenue	Approved Estimates	Expected 8 Months Collection Jan. - August	Total Actual Revenue Collection as at 31/08/2015	Expected 4 Months Collection Sept. - Dec.	Revised Estimates
1	2	2015 4	2015 5	2015 6	2015 7	2015 6 + 7 = 8
0236001	MINISTRY OF SOCIAL DEV. CULTURE & TOURISM					
12020100	CODE NAME: LICENCES - GENERAL					
12020101	Day Care Centre Licences	100,000	66,667	116,500	97,500	214,000
12020102	Marriage Licence for Religious Institutions	600,000	400,000	200,000	75,000	275,000
	Sub-Total	700,000	466,667	316,500	172,500	489,000
12020400	CODE NAME: FEES - GENERAL					
12020401	Contract Documents Non-Refundable Processing Fees	100,000	66,667	0	0	0
12020428	Fees on Registration of Adult Voluntary Organisation	300,000	200,000	282,000	122,500	404,500
12020429	Fees on Pre-Marriage Counselling	600,000	400,000	498,000	120,000	618,000
12020430	Notice of Marriage fees	1,200,000	800,000	799,500	508,500	1,308,000
12020431	Fees for Religious Marriage	1,000,000	666,667	502,500	175,000	677,500
12020432	Fees for Registry Marriage	1,100,000	733,333	1,130,000	420,000	1,550,000
12020433	Fees from Registration of Hospitality and Tourism Enterprises (Hotels Renewal)	5,517,500	3,678,333	909,000	625,714	1,534,714
12020408	Registration of Artisans	0	0	0	0	0
12020427	Administrative Charges Fees	400,000	266,667	200,000	133,336	333,336
	Sub-Total	10,217,500	6,811,667	4,321,000	2,105,050	6,426,050
12020600	CODE NAME - SALES - GENERAL					
12020627	Sales of Marriage Certif. Booklet to places of Worship	37,500	25,000	50,000	12,500	62,500
	Sub-Total	37,500	25,000	50,000	12,500	62,500
12020700	CODE NAME - EARNING GENERAL					
12020750	Earning from Patigi Regatta Motel	0	0	0	0	0
12020751	Earning from Imole - boja	0	0	0	0	0
12020752	Earning from Tourist Kitchen	0	0	0	0	0
12020753	Earning from Kwara Hotel	0	0	0	0	0
	Sub-Total	0	0	0	0	0

KWARA STATE REVISED ESTIMATES, 2015
RECURRENT REVENUE DETAILS

Economic Code No.	Details of Revenue	Approved Estimates 2015 4	Expected 8 Months Collection Jan. - August 2015 5	Total Actual Revenue Collection as at 31/08/2015 2015 6	Expected 4 Months Collection Sept. - Dec. 2015 7	Revised Estimates 2015 6 + 7 = 8
0236001	MINISTRY OF SOCIAL DEV. CULTURE & TOURISM					
12020800	RENT ON GOVT. PROPERTY GENERAL					
12020821	Rent of Marriage Registry Hall	450,000	300,000	362,000	200,000	562,000
	Sub-Total	450,000	300,000	362,000	200,000	562,000
	TOTAL FOR: CODE 0236001- MIN. OF SOCIAL DEV. CULTURE & TOURISM	11,405,000	7,603,333	5,049,500	2,490,050	7,539,550

KWARA STATE REVISED ESTIMATES, 2015

RECURRENT REVISED EXPENDITURE

ADMIN/ECON OMIC CODE	ORGANISATION NAME	APPROVED ESTIMATES	EXPECTED 8 MONTHS EXPENDITURE	ACTUAL EXPENDITURE CASH BACKED AS AT	EXPENDITURE FOR THE NEXT 4 MONTHS (SEPTEMBER - DEC.)	REVISED ESTIMATES
		2015	2015	31/8/2015 2015	2015	2015
1	2	4	5	6	7	8
N						
20000000	RECURRENT EXPENDITURE					
02 - ECONOMIC SECTOR						
CODE:- 0236001 CODE NAME : MINISTRY OF SOCIAL DEVELOPMENT, CULTURE & TOURISM						
21	Personnel Cost	53,144,822	35,429,881	38,490,467	19,445,233	57,935,700
210101	SALARIES & WAGES	-	-	-	-	-
21010101	Salaries	53,144,822	35,429,881	38,490,467	19,445,233	57,935,700
2202	OVERHEAD COST	26,620,000	17,746,667	4,820,000	17,605,000	22,425,000
220201	TRAVEL AND TRANSPORT	3,193,333	2,128,889	620,000	1,825,000	2,445,000
22020101	Local Travel and Transport	3,193,333	2,128,889	620,000	1,825,000	2,445,000
22020104	International Travel and Transport: Others	-	-	-	-	-
220202	UTILITIES - GENERAL	636,000	424,000	-	-	-
22020201	Electricity Charges	480,000	320,000	-	-	-
22020202	Telephone Charges	-	-	-	-	-
22020203	Internet Access Charges	36,000	24,000	-	-	-
22020204	Satellite Broadcasting Access Charges	-	-	-	-	-
22020205	Water Rates	120,000	80,000	-	-	-
220203	MATERIALS & SUPPLIES - GENERAL	2,813,333	1,875,556	380,000	1,870,000	2,250,000
22020301	Office Stationeries/Computer Consumable	1,140,000	760,000	380,000	320,000	700,000
22020302	Books	-	-	-	-	-
22020303	Newspapers	173,333	115,556	-	50,000	50,000
22020304	Magazines & Periodicals	-	-	-	-	-
22020305	Printing of Non Security Documents	-	-	-	-	-
22020314	Handicapped Aids/Material Supplies	1,500,000	1,000,000	-	300,000	300,000
220204	MAINTENANCE SERVICES - GENERAL	3,400,000	2,266,667	1,120,000	1,290,000	2,410,000
22020401	Maintenance of Motor Vehicle/Transport Equipment	1,700,000	1,133,333	520,000	410,000	930,000
22020402	Maintenance of Office Furniture	400,000	266,667	-	200,000	200,000

KWARA STATE REVISED ESTIMATES, 2015
RECURRENT REVISED EXPENDITURE

ADMIN/ECONOMIC CODE	ORGANISATION NAME	APPROVED ESTIMATES	EXPECTED 8 MONTHS EXPENDITURE	ACTUAL EXPENDITURE CASH BACKED AS AT 31/8/2015	EXPENDITURE FOR THE NEXT 4 MONTHS (SEPTEMBER - DEC.)	REVISED ESTIMATES
		2015	2015	2015	2015	2015
1	2	4	5	6	7	8
		₦	₦	₦	₦	₦
20000000	RECURRENT EXPENDITURE					
02 - ECONOMIC SECTOR						
CODE:- 0236001 CODE NAME : MINISTRY OF SOCIAL DEVELOPMENT, CULTURE & TOURISM						
22020403	Maintenance of Building & Residential QTRS	-	-	-	-	-
22020404	Maintenance of Office/IT Equipments	900,000	600,000	600,000	480,000	1,080,000
22020405	Maintenance of Plant/Generators	400,000	266,667	-	200,000	200,000
22020406	Other Maintenance Services	-	-	-	-	-
220205	TRAINING - GENERAL	-	-	-	-	-
22020501	Local Training	-	-	-	-	-
22020502	International Training	-	-	-	-	-
22020503	Seminars, Workshop, National/State Council and Conferences	-	-	-	-	-
220206	OTHER SERVICES - GENERAL	160,000	106,667	-	50,000	50,000
22020601	Security Expenses	-	-	-	-	-
22020605	Cleaning & Fumigation Services	160,000	106,667	-	50,000	50,000
220207	CONSULTING & PROFESSIONAL SERVICES GENERAL	-	-	-	-	-
22020701	Financial Consulting	-	-	-	-	-
22020702	Information Technology Consulting	-	-	-	-	-
22020703	Legal Service	-	-	-	-	-
22020704	Engineering Services	-	-	-	-	-
22020711	Other Consulting Services	-	-	-	-	-
220208	FUEL & LUBRICANT - GENERAL	2,560,000	1,706,667	1,200,000	460,000	1,660,000
22020801	Motor Vehicle Fuel Cost	2,560,000	1,706,667	1,200,000	460,000	1,660,000
22020802	Other Transport Equipment Fuel Cost	-	-	-	-	-
22020803	Plant/Generator Fuel Cost	-	-	-	-	-

KWARA STATE REVISED ESTIMATES, 2015
RECURRENT REVISED EXPENDITURE

ADMIN/ECONOMIC CODE	ORGANISATION NAME	APPROVED ESTIMATES	EXPECTED 8 MONTHS EXPENDITURE	ACTUAL EXPENDITURE CASH BACKED AS AT 31/8/2015	EXPENDITURE FOR THE NEXT 4 MONTHS (SEPTEMBER - DEC.)	REVISED ESTIMATES
		2015	2015	2015	2015	2015
1	2	4	5	6	7	8
		₦	₦	₦	₦	₦
20000000	RECURRENT EXPENDITURE					
02 - ECONOMIC SECTOR						
CODE:- 0236001 CODE NAME : MINISTRY OF SOCIAL DEVELOPMENT, CULTURE & TOURISM						
220210	MISCELLANEOUS EXPENSES - GENERAL	13,857,333	9,238,222	1,500,000	12,110,000	13,610,000
22021001	Refreshment & Meals	240,000	160,000		240,000	240,000
22021003	Publicity & Advertisements	-	-		-	-
22021006	Postages & Courier Services	-	-		-	-
22021007	Welfare Package	1,280,000	853,333		1,300,000	1,300,000
22021009	Sporting Activities	-	-		-	-
22021014	Annual Budget Expenses & Administration	200,000	133,333		200,000	200,000
22021021	Special Day/Celebrations	3,000,000	2,000,000	1,000,000	2,000,000	3,000,000
22021022	Incidental Expenses	1,637,333	1,091,556		2,400,000	2,400,000
22021023	Operational Expenses	2,000,000	1,333,333		2,220,000	2,220,000
22021025	Business Promotion/Trade Fair/Trade Mission	3,000,000	2,000,000	500,000	2,450,000	2,950,000
22021029	Administrative Charges	-	-	-	-	-
22021034	School Services	-	-	-	-	-
22021046	Rehabilitation/Empowerment Programme for Disabled Persons	-	-	-	-	-
22021047	Cultural/Carnival Activities	2,500,000	1,666,667	-	2,500,000	2,500,000
	TOTAL FOR CODE 0236001	79,764,822	53,176,548	43,310,467	37,050,233	80,360,700
220501	SUBSIDY GENERAL	36,000,000	24,000,000	19,024,953	16,975,047	36,000,000
0236011	Kwara State Council for Arts & Culture, Ilorin	36,000,000	24,000,000	19,024,953	16,975,047	36,000,000

KWARA STATE REVISED ESTIMATES, 2015
CAPITAL EXPENDITURE - NON AIDS AND GRANTS

Expenditure Code	Details of Expenditure	Approved Estimates 2015	Expected 8 Months Estimate 2015	Actual Expenditure as at August 2015	Expected Estimate for the next 4 Months (Sept.-Dec.) 2015	Revised Estimates 2015
1	2	3	4	5	6	7
23	CAPITAL EXPENDITURE					
0236001	Ministry of Social Development, Culture & Tourism					
2301	Fixed Assets Purchase					
230101	Purchase of Fixed Assets - General					
23010106	Purchase of Vans (1 Hilux)			-		
23010108	Purchase of Buses	5,000,000	3,333,333	-	5,000,000	5,000,000
23010119	Purchase of Power Generating Set (Installation of 15KVA Diesel Gen. Set and Construction of Gen. Set House at the Headquarters for MRH and Office uses)	2,500,000	1,666,667	-	2,500,000	2,500,000
	Sub-Total	7,500,000	5,000,000	-	7,500,000	7,500,000
2302	Construction/Provision					
230201	Construction/Provision of Fixed Assets - General					
23020103	Construction/Provision of Electricity (Electrical / Electronics and Hospital Equipment at all Care Centres)	-	-	-	1,500,000	1,500,000
23020119	Construction/Provision of Recreational Facilities (Children Reception Centre- Gaa-Akanbi.	15,000,000	10,000,000	-	15,000,000	15,000,000
23020133	Construction of Hall (Marriage Registry Hall at Offa Office in the Southern Senatorial District)	2,000,000	1,333,333	-	2,000,000	2,000,000
23020153	Construction of Drainage and Landscaping of the Social Welfare Area Office at Sabo-Line, Ilorin	5,000,000.00	3,333,333	-	5,000,000	5,000,000
23020154	Provision of VIP Public Toilets (Female (2) / Male (2), Landscaping & beautification of MRH at the Headquarters)	1,500,000	1,000,000	-	1,500,000	1,500,000
23020167	Construction/Establishment of Vocational Catering Centre	6,000,000	4,000,000	-	15,500,000	15,500,000
23020300	Contractual Obligation for on-going projects	2,900,000	1,933,333	-	2,900,000	2,900,000
	Sub-Total	32,400,000	21,600,000	-	43,400,000	43,400,000

KWARA STATE REVISED ESTIMATES, 2015
CAPITAL EXPENDITURE - NON AIDS AND GRANTS

Expenditure Code	Details of Expenditure	Approved Estimates 2015	Expected 8 Months Estimate 2015	Actual Expenditure as at August 2015	Expected Estimate for the next 4 Months (Sept.-Dec.) 2015	Revised Estimates 2015
1	2	3	4	5	6	7
23	CAPITAL EXPENDITURE					
0236001	Ministry of Social Development, Culture & Tourism					
2303	Rehabilitation/Repairs					
230301	Rehabilitation/Repairs of Fixed Assets - General					
23030139	Rehabilitation and Upgrading of Infrastructure (Regata Village -Press Gallery and Building of Pavillion)	-	-	-	-	-
23030140	Repair of Rehabilitation Centre, Amayo	5,000,000	3,333,333	-	5,000,000	5,000,000
23030141	Rehabilitation of Juveline Remand Home, Oko-Erin.	2,000,000	1,333,333	-	2,000,000	2,000,000
23030142	Rehabilitation Upgrading of State Cultural Centre	10,000,000	6,666,667	-	10,000,000	10,000,000
	Sub-Total	17,000,000	11,333,333	-	17,000,000	17,000,000
2305	Other Capital Projects					
230501	Acquisition of Non Tangible Assets					
23050146	Capital Grant:- to Tourism Board	2,000,000	1,333,333	1,991,980	3,606,820	5,598,800
23050154	Empowerment and Repatriation of Street Beggars	2,000,000	1,333,333	-	2,000,000	2,000,000
	Sub-Total	4,000,000	2,666,667	1,991,980	5,606,820	7,598,800
	Total	60,900,000	40,600,000	1,991,980	73,506,820	75,498,800

KWARA STATE REVISED ESTIMATES, 2015

CAPITAL EXPENDITURE - COFOG

Function Code	Details of Expenditure	Approved Estimates 2015	Expected 8 Months Estimate 2015	Actual Expenditure as at August 2015	Expected Estimate for the next 4 Months (Sept.-Dec.) 2015	Revised Estimates 2015
1	2	3	4	5	6	7
23	CAPITAL EXPENDITURE BASED ON FUNCTION					
0236001	<i>Ministry of Social Development, Culture & Tourism</i>					
708	Recreation Culture and Religion					
7081	Recreation and Sporting Services					
7082	Cultural Services	60,900,000	40,600,000	1,991,980	73,506,820	75,498,800
7083	Broadcasting and Publishing Services					
7084	Religious and Other Community Services					
7085	R & D Recreation, Culture and Religion					
7086	Recreation, Culture and Religion N.E.C					
	Non-Aids and Grants	60,900,000	40,600,000	1,991,980	73,506,820	75,498,800

KWARA STATE REVISED ESTIMATES, 2015
RECURRENT REVENUE DETAILS

Economic Code No.	Details of Revenue	Approved Estimates	Expected 8 Months Collection Jan. - August	Total Actual Revenue Collection as at 31/08/2015	Expected 4 Months Collection Sept. - Dec.	Revised Estimates
		2015	2015	2015	2015	2015
1	2	4	5	6	7	6 + 7 = 8
0238001	MINISTRY OF PLANNING & ECONOMIC DEV.					
12020600	CODE NAME - SALES - GENERAL					
12020626	Sales of Estimates Books	2,500,000	1,666,667	0	2,500,000	2,500,000
	Sub-Total	2,500,000	1,666,667	0	2,500,000	2,500,000
12020700	CODE NAME - EARNING GENERAL					
12020749	Earning from MDG programme	0	0	0	0	0
	Sub-Total	0	0	0	0	0
12021300	CODE NAME - RE-IMBURSEMENT GENERAL					
12021301	Refund from FG on Project of REB, NTA & CBN	0	0	0	0	0
	Sub-Total	0	0	0	0	0
	TOTAL FOR: CODE 0238001- MIN. OF PLANNING & ECON. DEV	2,500,000	1,666,667	0	2,500,000	2,500,000

KWARA STATE REVISED ESTIMATES, 2015
RECURRENT REVISED EXPENDITURE

ADMIN/ ECONOMIC CODE	ORGANISATION NAME	APPROVED ESTIMATES	EXPECTED 8 MONTHS EXPENDITURE	ACTUAL EXPENDITURE CASH BACKED AS AT 31/8/2015	EXPENDITURE FOR THE NEXT 4 MONTHS (SEPTEMBER - DEC.)	REVISED ESTIMATES
		2015	2015	2015	2015	2015
20000000	RECURRENT EXPENDITURE					
1	2	4	5	6	7	8
		₦	₦	₦	₦	₦
02 - ECONOMIC SECTOR						
CODE:-0238001: CODE NAME: MINISTRY OF PLANNING & ECONOMIC DEVT.						
21	Personnel Cost	63,774,636	42,516,424	44,010,851	22,705,425	66,716,276
210101	SALARIES & WAGES	-	-	-	-	-
21010101	Salaries	63,774,636	42,516,424	44,010,851	22,705,425	66,716,276
2202	OVERHEAD COST	44,343,200	29,562,133	14,038,000	27,122,734	39,860,734
220201	TRAVEL AND TRANSPORT	6,525,867	4,350,578	1,568,000	2,795,289	4,363,289
22020101	Local Travel and Transport	6,525,867	4,350,578	1,568,000	2,795,289	4,363,289
22020104	International Travel and Transport: Others	-	-	-	-	-
220202	UTILITIES - GENERAL	786,667	524,444	100,000	150,000	250,000
22020201	Electricity Charges	666,667	444,444	100,000	100,000	200,000
22020202	Telephone Charges	-	-	-	-	-
22020203	Internet Access Charges	-	-	-	-	-
22020204	Satellite Broadcasting Access Charges	-	-	-	-	-
22020205	Water Rates	120,000	80,000	-	50,000	50,000
22020208	Software Charges/License Renewal	0	-	-	-	-
220203	MATERIALS & SUPPLIES - GENERAL	1,790,666	1,193,777	450,000	1,096,667	1,546,667
22020301	Office Stationeries/Computer Consumable	1,200,000	800,000	300,000	800,000	1,100,000
22020302	Newspaper	540,000	360,000	135,000	270,000	405,000
22020303	Magazines & Periodicals	50,666	33,777	15,000	26,667	41,667
22020304	Printing of Non Security Documents	-	-	-	-	-
220204	MAINTENANCE SERVICES - GENERAL	7,233,333	4,822,222	1,320,000	2,351,111	3,671,111
22020401	Maintenance of Motor Vehicle/Transport Equipment	3,000,000	2,000,000	410,000	943,333	1,353,333
22020402	Maintenance of Office Furniture	2,000,000	1,333,333	400,000	666,667	1,066,667

KWARA STATE REVISED ESTIMATES, 2015
RECURRENT REVISED EXPENDITURE

ADMIN/ ECONOMIC CODE	ORGANISATION NAME	APPROVED ESTIMATES	EXPECTED 8 MONTHS EXPENDITURE	ACTUAL EXPENDITURE CASH BACKED AS AT 31/8/2015 2015	EXPENDITURE FOR THE NEXT 4 MONTHS (SEPTEMBER - DEC.) 2015	REVISED ESTIMATES 2015
20000000	RECURRENT EXPENDITURE	2015	2015	2015	2015	2015
1	2	4	5	6	7	8
		₦	₦	₦	₦	₦
02 - ECONOMIC SECTOR						
CODE:-0238001: CODE NAME: MINISTRY OF PLANNING & ECONOMIC DEVT.						
22020403	Maintenance of Building & Residential QTRS	-	-	-	-	-
22020404	Maintenance of Office/IT Equipments	2,000,000	1,333,333	400,000	600,000	1,000,000
22020405	Maintenance of Plant/Generators	233,333	155,555	110,000	141,111	251,111
220205	TRAINING - GENERAL	1,906,667	1,271,111	829,000	1,900,000	2,729,000
22020501	Local Training	1,906,667	1,271,111	829,000	1,900,000	2,729,000
22020502	International Training	-	-	-	-	-
22020503	Seminars, Workshop and Conferences	-	-	-	-	-
220206	OTHER SERVICES - GENERAL	-	-	-	-	-
22020605	Cleaning & Fumigation Services	-	-	-	-	-
220207	CONSULTING & PROFESSIONAL SERVICES	-	-	-	-	-
22020701	Financial Consulting	-	-	-	-	-
22020702	Information Technology Consulting	-	-	-	-	-
22020703	Legal Service	-	-	-	-	-
22020704	Engineering Service	-	-	-	-	-
220208	FUEL & LUBRICANT - GENERAL	1,433,334	955,556	480,000	587,778	1,067,778
22020801	Motor Vehicle Fuel Cost	800,000	533,333	280,000	326,667	606,667
22020803	Plant/Generator Fuel Cost	633,334	422,223	200,000	261,111	461,111
220210	MISCELLANEOUS EXPENSES - GENERAL	24,666,667	16,444,444	9,291,000	18,241,889	26,232,889
22021001	Refreshment & Meals	466,667	311,111	170,000	195,556	365,556
22021002	Honorarium & Setting Allowance	1,000,000	666,667	-	4,500,000	4,500,000
22021003	Publicity & Advertisement	-	-	-	-	-
22021014	Annual Budget Expenses & Administration	10,500,000	7,000,000	5,900,000	5,600,000	11,500,000

KWARA STATE REVISED ESTIMATES, 2015
RECURRENT REVISED EXPENDITURE

ADMIN/ ECONOMIC CODE	ORGANISATION NAME	APPROVED ESTIMATES	EXPECTED 8 MONTHS EXPENDITURE	ACTUAL EXPENDITURE CASH BACKED AS AT 31/8/2015	EXPENDITURE FOR THE NEXT 4 MONTHS (SEPTEMBER - DEC.)	REVISED ESTIMATES
		2015	2015	2015	2015	2015
20000000	RECURRENT EXPENDITURE					
1	2	4	5	6	7	8
		₦	₦	₦	₦	₦
02 - ECONOMIC SECTOR						
CODE:-0238001: CODE NAME: MINISTRY OF PLANNING & ECONOMIC DEVT.						
22021022	Incidental Expenses	-	-	-	-	-
22021023	Operational Expenses	11,500,000	7,666,667	1,363,000	5,646,333	7,009,333
22021026	Monitoring & Evaluation	1,200,000	800,000	1,858,000	1,000,000	2,858,000
	TOTAL FOR CODE 0238001	108,117,836	72,078,557	58,048,851	49,828,159	106,577,010

KWARA STATE REVISED ESTIMATES, 2015
Ministry of Planning and Economic Development
Sector Code: 0238001
CAPITAL RECEIPTS - AIDS AND GRANTS RECEIPTS

Revenue Code	Details of Receipts	Approved Estimates 2015	Expected 8 Months Estimate 2015	Actual Receipts as at August 2015	Expected Estimate for the next 4 Months (Sept.-Dec.) 2015	Revised Estimates 2015
1	2	3	4	5	6	7
13000000	Aids and Grants					
13010000	<i>Aids:</i>					
13010100	Domestic Aids					
13010200	Foreign Aids					
13020000	<i>Grants:</i>					
13020100	Domestic Grants					
13020119	MDGs-CGS 2013 State Track (FG Contribution)	663,000,000	442,000,000	-	663,000,000	663,000,000
13020121	MDGs-CGS 2011 State Track (Governance) FG Contribution	60,000,000	40,000,000	2,011,400	57,988,600	60,000,000
13020122	MDGs-CGS to 6 LGAs (FGN + LGA) Offa, Ogun, Ilorin West, Ilorin South, Edu & Baruten	1,400,000,000	933,333,333	52,200,000	1,347,800,000	1,400,000,000
13020123	MDGs-CGS (CCT) FG Contribution	187,500,000	125,000,000	-	187,500,000	187,500,000
13020124	MDGs-CGS 2012 LG Track for 4 Local Govt. - Ilo	560,000,000	373,333,333	-	560,000,000	560,000,000
13020125	MDGs-CGS 2011 LG Track (3 LGs) Asa, Kaiama & Ifelodun (FGN + LG Contribution)	448,000,000	298,666,667	-	448,000,000	448,000,000
	Sub-Total	3,318,500,000	2,212,333,333	54,211,400	3,264,288,600	3,318,500,000
13020200	Foreign Grants					
13020205	UNICEF Assisted Project (Donor Contribution)	80,390,533	53,593,689	-	80,390,533	80,390,533
13020207	MDGs-CGS 2014/2014 LG Track; Ilorin West, Ilorin South, Edu, Baruteen, Ogun, Offa, Moro, Irepodun, Isin, Ifelodun LG	1,000,000,000	666,666,667	-	1,000,000,000	1,000,000,000
	Sub-Total	1,080,390,533	720,260,355	-	1,080,390,533	1,080,390,533
	Total	4,398,890,533	2,932,593,688	54,211,400	4,344,679,133	4,398,890,533

KWARA STATE REVISED ESTIMATES, 2015
Ministry of Planning and Economic Development
Sector Code: 0238001

CAPITAL RECEIPTS - LOANS AND OTHER CAPITAL RECEIPTS

Revenue Code	Details of Receipts	Approved Estimates 2015	Expected 8 Months Estimate 2015	Actual Receipts as at August 2015	Expected Estimate for the next 4 Months (Sept.-Dec.) 2015	Revised Estimates 2015
1	2	3	4	5	6	7
14	Capital Development Fund Receipts					
1401	Transfer from Consolidated Revenue to Capital Development Fund					
1402	Other Capital Receipts					
14020203	Refund from FG to State Government on Chikanda-Kosubosu-Okuta, Ilesha Baruba Oyo State Border, Section I (Chikanda-Kosubosu)	2,531,283,474	1,687,522,316	-	2,531,283,474	2,531,283,474
14020204	Refund from FG to State Government on Specialist Hospitals Project	1,747,880,396	1,165,253,597	-	1,747,880,396	1,747,880,396
	Sub-Total	4,279,163,870	2,852,775,913	-	4,279,163,870	4,279,163,870
1403	Loans/Borrowing Receipt					
14030100	Domestic Loan/Borrowing Receipt					
14030200	Foreign Loans/Borrowing Receipts					
14030206	World Bank Loan on Community and Social Development Programme (Donor)	250,000,000	166,666,667	-	250,000,000	250,000,000
	Sub-Total	250,000,000	166,666,667	-	250,000,000	250,000,000
	Total	4,529,163,870	3,019,442,580	-	4,529,163,870	4,529,163,870
	Grand Total	8,928,054,403	5,952,036,269	54,211,400	8,873,843,003	8,928,054,403

KWARA STATE REVISED ESTIMATES, 2015
Ministry of Planning and Economic Development
Sector Code: 0238001

CAPITAL EXPENDITURE - AIDS & GRANTS AND EXTERNAL LOANS

Expenditure Code	Details of Expenditure	Approved Estimates 2015	Expected 8 Months Estimate 2015	Actual Expenditure as at August 2015	Expected Estimate for the next 4 Months (Sept.-Dec.) 2015	Revised Estimates 2015
1	2	3	4	5	6	7
2301	Fixed Assets Purchase					
230101	Purchase of Fixed Assets - General					
2302	Construction/Provision					
230201	Construction/Provision of Fixed Assets - General					
23020222	UNICEF Assisted Project (Donor Contribution)	80,390.533	53,593.689	-	80,390.533	80,390.533
23020223	World Bank Loan on Community & Social Development Programme (Donor)	250,000.000	166,666.667	-	250,000.000	250,000.000
23020224	MDGs-CGS 2013 State Track (FGN Contribution)	663,000.000	442,000.000	-	663,000.000	663,000.000
23020225	MDGs-CGS 2011 State Track (Governance) FG Contribution	60,000.000	40,000.000	2,011,400	57,988.600	60,000.000
23020226	MDGs-CGS to 6 LGAs (FGN + LGA) Ofla, Oyun, Ilorin West, Ilorin South, Edu & Baruten	1,400,000.000	933,333.333	52,200,000	1,347,800.000	1,400,000.000
23020228	MDGs-CGS 2012 LG Track for 4 Local Govt.- Ilorin East, Oke-Ero, Ekiti & Patigi (FGN + LG Contribution)	560,000.000	373,333.333	-	560,000.000	560,000.000
23020229	MDGs-CGS 2011 LG Track (3 LGs) Asa, Kaiama & Ifelodun (FGN + LG Contribution)	448,000.000	298,666.667	-	448,000.000	448,000.000
23020238	MDGs-CGS 2014/2014 LG Track: Ilorin West, Ilorin South, Edu, Baruteen, Oyun, Ofla, Moro, Irepodun, Isin, Ifelodun LG	1,000,000.000	666,666.667	-	1,000,000.000	1,000,000.000
	Sub-Total	4,461,390,533	2,974,260,355	54,211,400	4,407,179,133	4,461,390,533

KWARA STATE REVISED ESTIMATES, 2015
 Ministry of Planning and Economic Development
 Sector Code: 0238001

CAPITAL EXPENDITURE - AIDS & GRANTS AND EXTERNAL LOANS

Expenditure Code	Details of Expenditure	Approved Estimates 2015	Expected 8 Months Estimate 2015	Actual Expenditure as at August 2015	Expected Estimate for the next 4 Months (Sept.-Dec.) 2015	Revised Estimates 2015
1	2	3	4	5	6	7
2303	Rehabilitation/Repairs					
230301	Rehabilitation/Repairs of Fixed Assets - General					
2305	Other Capital Projects					
230501	Acquisition of Non Tangible Assets					
23050229	MDGs-CGS (CCT) FG Contribution	187,500,000	125,000,000	-	187,500,000	187,500,000
	Sub-Total	187,500,000	125,000,000	-	187,500,000	187,500,000
	Total	4,648,890,533	3,099,260,355	54,211,400	4,594,679,133	4,648,890,533

KWARA STATE REVISED ESTIMATES, 2015
CAPITAL EXPENDITURE - NON AIDS AND GRANTS

Expenditure Code	Details of Expenditure	Approved Estimates 2015	Expected 8 Months Estimate 2015	Actual Expenditure as at August 2015	Expected Estimate for the next 4 Months (Sept.-Dec.) 2015	Revised Estimates 2015
1	2	3	4	5	6	7
23	CAPITAL EXPENDITURE					
0238001	<i>Ministry of Planning and Economic Development</i>					
2301	Fixed Assets Purchase					
230101	Purchase of Fixed Assets - General					
23010105	Purchase of Motor Vehicles (Utility Vehicles for Planning, Budget and Monitoring & Evaluation Directorates)	15,000,000	10,000,000	-	5,000,000	5,000,000
23010113	Purchase of Computer (for Budget Department)	3,000,000	2,000,000	-	3,000,000	3,000,000
23010141	Purchase of Office Equipment (for Monitoring & Evaluation Department)	2,000,000	1,333,333	-	2,000,000	2,000,000
	Sub-Total	20,000,000	13,333,333	-	10,000,000	10,000,000
2302	Construction/Provision					
230201	Construction/Provision of Fixed Assets - General					
23020101	Construction of Office Building (Zonal Planning Offices)	10,000,000	6,666,667	-	3,333,333	3,333,333
23020155	MDGs-CGS	1,443,000,000	962,000,000	-	1,443,000,000	1,443,000,000
	Sub-Total	1,453,000,000	968,666,667	-	1,446,333,333	1,446,333,333
2303	Rehabilitation/Repairs					
230301	Rehabilitation/Repairs of Fixed Assets - General					
23030121	Rehabilitation of Central Planning office	20,000,000	13,333,333	-	5,000,000	5,000,000
	Sub-Total	20,000,000	13,333,333	-	5,000,000	5,000,000
2305	Other Capital Projects					
230501	Acquisition of Non Tangible Assets					
23050108	Unicef Assisted Project (State Counterpart Fund) (All Projects)	30,000,000	20,000,000	-	10,000,000	10,000,000
23050155	UNDP 8th Country Programme Activities - State Contibution	5,000,000	3,333,333	-	5,000,000	5,000,000
23050156	World Bank Community Social Development Project (CSDP) (State Contribution)	300,000,000	200,000,000	-	300,000,000	300,000,000

KWARA STATE REVISED ESTIMATES, 2015
CAPITAL EXPENDITURE - NON AIDS AND GRANTS

Expenditure Code	Details of Expenditure	Approved Estimates 2015	Expected 8 Months Estimate 2015	Actual Expenditure as at August 2015	Expected Estimate for the next 4 Months (Sept.-Dec.) 2015	Revised Estimates 2015
1	2	3	4	5	6	7
23	CAPITAL EXPENDITURE					
0238001	<i>Ministry of Planning and Economic Development</i>					
02050157	Set up of Central Network Mangt. Inf. System (MIS) in MPED for the State including the 16 LGAs of the State	10,000,000	6,666,667	-	3,333,333	3,333,333
02050159	MDG-CGS (CCT) - State Counterpart	375,000,000	250,000,000	-	375,000,000	375,000,000
	Sub-Total	720,000,000	480,000,000	-	693,333,333	693,333,333
	Total	2,213,000,000	1,475,333,333	-	2,154,666,667	2,154,666,667

KWARA STATE REVISED ESTIMATES, 2015
CAPITAL EXPENDITURE - COFOG

Function Code	Details of Expenditure	Approved Estimates 2015	Expected 8 Months Estimate 2015	Actual Expenditure as at August 2015	Expected Estimate for the next 3 Months (Sept - 2015)	
1	2	3	4	5	6	7
23	CAPITAL EXPENDITURE BASED ON FUNCTION					
0238001	Ministry of Planning and Economic Development					
704	Economic Affairs					
7041	General Economic, Commercial and Labour Affairs	6,861,890.533	4,574,593.689	54,211,400	6,749,345.800	
7042	Agriculture, Forestry, Fishing and Hunting					
7043	Fuel and Energy					
7044	Mining, Manufacturing and Construction					
7045	Transport					
7046	Communication					
7047	Other Industries					
7048	R & D Economic Affairs					
7049	Economic Affairs N E C					
	Non-Aids and Grants	2,213,000.000	1,475,333.333		2,154,666.667	2,154,666.667
	Aids and Grants	4,648,890.533	3,099,260.355	54,211,400	4,594,679.133	4,648,890.533

KWARA STATE REVISED ESTIMATES, 2015
RECURRENT REVENUE DETAILS

Economic Code No.	Details of Revenue	Approved Estimates	Expected 8 Months Collection Jan. - August	Total Actual Revenue Collection as at 31/08/2015	Expected 4 Months Collection Sept. - Dec.	Revised Estimates
		2015	2015	2015	2015	2015
1	2	4	5	6	7	6 + 7 = 8
0238002	BUREAU OF STATISTICS					
12020400	CODE NAME - FEES - GENERAL					
12020498	Consultancy/Contractual Charge Fees	0	0	0	0	0
	Sub-Total	0	0	0	0	0
12020600	CODE NAME - SALES - GENERAL					
12020628	Sales of Statistical Publications	400,000	266,667	0	100,000	100,000
	Sub-Total	400,000	266,667	0	100,000	100,000
	TOTAL FOR: CODE 0238002- BUREAU OF STATISTICS	400,000	266,667	0	100,000	100,000

KWARA STATE REVISED ESTIMATES, 2015

RECURRENT REVISED EXPENDITURE

ADMIN/ ECONOMIC CODE	ORGANISATION NAME	APPROVED ESTIMATES	EXPECTED 8 MONTHS EXPENDITURE	ACTUAL EXPENDITURE CASH BACKED AS AT 31/8/2015	EXPENDITURE FOR THE NEXT 4 MONTHS (SEPTEMBER - DEC.)	REVISED ESTIMATES
		2015	2015	2015	2015	2015
20000000	RECURRENT EXPENDITURE					
1	2	4	5	6	7	8
02 - ECONOMIC SECTOR						
<i>CODE:- 0238002 - CODE NAME : STATE BUREAU OF STATISTICS</i>						
21	Personnel Cost	62,749,688	41,833,125	45,321,509	22,860,754	68,182,263
210101	SALARIES & WAGES	-	-	-	-	-
21010101	Salaries	62,749,688	41,833,125	45,321,509	22,860,754	68,182,263
2202	OVERHEAD COST	17,468,000	11,645,334	1,805,000	9,728,333	11,533,333
220201	TRAVEL AND TRANSPORT	1,498,667	999,111	350,000	400,000	750,000
22020101	Local Travel and Transport	1,498,667	999,111	350,000	400,000	750,000
22020104	International Travel and Transport: Others	-	-	-	-	-
220202	UTILITIES - GENERAL	540,000	360,000	-	360,000	360,000
22020201	Electricity Charges	0	-	-	-	-
22020202	Telephone Charges	0	-	-	-	-
22020203	Internet Access Charges	540,000	360,000	-	360,000	360,000
22020204	Satellite Broadcasting Access Charges	0	-	-	-	-
22020205	Water Rates	0	-	-	-	-
220203	MATERIAL & SUPPLIES - GENERAL	3,726,667	2,484,444	390,000	2,913,333	3,303,333
22020301	Office Stationeries/Computer Consumable	653,333	435,556	200,000	200,000	400,000
22020302	Books	-	-	-	-	-
22020303	Newspaper	500,000	333,333	160,000	160,000	320,000
22020304	Magazines & Periodicals	2,573,333	1,715,556	30,000	2,553,333	2,583,333
22020305	Printing of Non Security Documents	-	-	-	-	-
220204	MAINTENANCE SERVICES - GENERAL	2,793,333	1,862,222	230,000	570,000	800,000
22020401	Maintenance of Motor Vehicle/Transport Equipment	1,453,333	968,889	180,000	370,000	550,000
22020402	Maintenance of Office Furniture	1,273,333	848,889	50,000	150,000	200,000
22020403	Maintenance of Building & Residential QTRS	-	-	-	-	-
22020404	Maintenance of Office/IT Equipments	66,667	44,444	-	50,000	50,000

**KWARA STATE REVISED ESTIMATES, 2015
RECURRENT REVISED EXPENDITURE**

ADMIN OFFICE	ORGANISATION NAME	APPROVED	EXPECTED 8	ACTUAL	EXPENDITURE FOR	REVISED
		ESTIMATES	MONTHS	EXPENDITURE	THE NEXT 4	ESTIMATES
		2015	2015	AS AT 31/8/2015 2015	(SEPTEMBER - DEC.) 2015	2015
	RECURRENT EXPENDITURE					
	2	4	5	6	7	8
		₦	₦	₦	₦	₦
ECONOMIC SECTOR						
CODE - 0238002 CODE NAME : STATE BUREAU OF STATISTICS						
2202005	Maintenance of Plant/Generators	-	-	-	-	-
2202003	Other Maintenance Services	-	-	-	-	-
2202005	TRAINING - GENERAL	6,056,000	4,037,333	195,000	4,805,000	5,000,000
2202007	Local Training	1,056,000	704,000	195,000	805,000	1,000,000
2202002	International Training	-	-	-	-	-
	Seminars, Workshop, National/State Council and Conferences	5,000,000	3,333,333	-	4,000,000	4,000,000
2202005	OTHER SERVICES - GENERAL	520,000	346,667	120,000	180,000	300,000
22020601	Security Expenses	480,000	320,000	120,000	160,000	280,000
22020605	Cleaning & Fumigation Services	40,000	26,667	-	20,000	20,000
2202007	CONSULTING & PROFESSIONAL SERVICE	-	-	-	-	-
22020701	Financial Consulting	-	-	-	-	-
22020702	Information Technology Consulting	-	-	-	-	-
22020703	Legal Service	-	-	-	-	-
22020704	Engineering Services	-	-	-	-	-
22020706	Surveying Services	-	-	-	-	-
2202005	FUEL & LUBRICANT - GENERAL	1,200,000	800,000	300,000	300,000	600,000
22020801	Motor Vehicle Fuel Cost	-	-	-	-	-
22020803	Plant/Generator Fuel Cost	1,200,000	800,000	300,000	300,000	600,000
220210	MISCELLANEOUS EXPENSES - GENERAL	1,133,334	755,556	220,000	200,000	420,000
22021001	Refreshment & Meals	826,667	551,111	220,000	100,000	320,000

KWARA STATE REVISED ESTIMATES, 2015
RECURRENT REVISED EXPENDITURE

ADMIN/ ECONOMIC CODE	ORGANISATION NAME	APPROVED ESTIMATES 2015	EXPECTED 8 MONTHS EXPENDITURE 2015	ACTUAL EXPENDITURE CASH BACKED AS AT 31/8/2015 2015	EXPENDITURE FOR THE NEXT 4 MONTHS (SEPTEMBER - DEC.) 2015	REVISED ESTIMATES 2015
1	2	4	5	6	7	8
20000000	RECURRENT EXPENDITURE					
02 - ECONOMIC SECTOR						
CODE:- 0238002 CODE NAME : STATE BUREAU OF STATISTICS						
22021007	Welfare Package	-	-	-	-	-
22021014	Annual Budget Expenses & Administration	306,667	204,445	-	100,000	100,000
22021021	Special Day/Celebrations	-	-	-	-	-
22021023	Operational Expenses	-	-	-	-	-
22021048	Statistical Management Fund	-	-	-	-	-
	TOTAL FOR CODE 0238002	80,217,688	53,478,459	47,126,509	32,589,087	79,715,596

KWARA STATE REVISED ESTIMATES, 2015

Bureau of Statistics

Sector Code: 0238002

CAPITAL RECEIPTS - AIDS AND GRANTS RECEIPTS

Revenue Code	Details of Receipts	Approved Estimates 2015	Expected 8 Months Estimate 2015	Actual Receipts as at August 2015	Expected Estimate for the next 4 Months (Sept.-Dec.) 2015	Revised Estimates 2015
1	2	3	4	5	6	7
13000000	Aids and Grants					
13010000	<i>Aids:</i>					
13010100	Domestic Aids					
13010200	Foreign Aids					
13020000	<i>Grants:</i>					
13020100	Domestic Grants					
13020200	Foreign Grants					
13020202	Statistical Support Programme on Environment, Education, Forestry, Agriculture and Bureau of Statistics	10,429,150	6,952,767	-	10,429,150	10,429,150
	<i>Sub-Total</i>	10,429,150	6,952,767	-	10,429,150	10,429,150
	<i>Total</i>	10,429,150	6,952,767	-	10,429,150	10,429,150

KWARA STATE REVISED ESTIMATES, 2015

Bureau of Statistics

Sector Code: 0238002

CAPITAL EXPENDITURE - AIDS & GRANTS AND EXTERNAL LOANS

Expenditure Code	Details of Expenditure	Approved Estimates 2015	Expected 8 Months Estimate 2015	Actual Expenditure as at August 2015	Expected Estimate for the next 4 Months (Sept.-Dec.) 2015	Revised Estimates 2015
1	2	3	4	5	6	7
2301	Fixed Assets Purchase					
230101	Purchase of Fixed Assets - General					
2302	Construction/Provision					
230201	Construction/Provision of Fixed Assets - General					
2303	Rehabilitation/Repairs					
230301	Rehabilitation/Repairs of Fixed Assets - General					
2304	Preservation					
230401	Preservation of the Environment - General					
2305	Other Capital Projects					
230501	Acquisition of Non Tangible Assets					
23050230	Statistical Support Programme on Environment, Education, Forestry, Agriculture and Bureau of Statistics	10,429,150	6,952,767		10,429,150	10,429,150
	Sub-Total	10,429,150	6,952,767	-	10,429,150	10,429,150
	Total	10,429,150	6,952,767	-	10,429,150	10,429,150

KWARA STATE REVISED ESTIMATES, 2015
CAPITAL EXPENDITURE - NON AIDS AND GRANTS

Expenditure Code	Details of Expenditure	Approved Estimates 2015	Expected 8 Months Estimate 2015	Actual Expenditure as at August 2015	Expected Estimate for the next 4 Months (Sept.-Dec.) 2015	Revised Estimates 2015
1	2	3	4	5	6	7
23	CAPITAL EXPENDITURE					
0238002	Bureau of Statistics					
2301	Fixed Assets Purchase					
230101	Purchase of Fixed Assets - General					
23010104	Purchase of Motor Cycles (18 Nos)	2,160,000	1,440,000	-	2,520,000	2,520,000
23010105	Purchase of Motor Vehicles (2 No Hilux, 1 Nos saloon car for Headquarters and LGAs Data Management System)	9,503,170	6,335,447	-	15,000,000	15,000,000
	Sub-Total	11,663,170	7,775,447	-	17,520,000	17,520,000
2302	Construction/Provision					
230201	Construction/Provision of Fixed Assets - General					
23020111	Construction/Provision of Libraries (Statistical Library/Laboratory)	3,500,000	2,333,333	-	3,500,000	3,500,000
	Sub-Total	3,500,000	2,333,333	-	3,500,000	3,500,000
2303	Rehabilitation/Repairs					
230301	Rehabilitation/Repairs of Fixed Assets - General					
2305	Other Capital Projects					
230501	Acquisition of Non Tangible Assets					
23050101	Research and Development	180,400,000	120,266,667	5,140,000	75,166,667	80,306,667
23050102	Computer Software Acquisition	266,651,117	177,767,411	-	266,651,117	266,651,117
23050111	Statistical Reforms	59,451,000	39,634,000	-	59,451,000	59,451,000
23050118	Support for Statistical Development	2,000,000	1,333,333	-	2,000,000	2,000,000
23050162	Activation of Statistical Master Plan and Hosting Kwara State Statistical Summit	2,500,000	1,666,667	-	2,500,000	2,500,000
23050163	Development of State Education Portal	-	-	-	33,367,800	33,367,800
23050169	Counterpart funding for Statistical Development	25,000,000	16,666,667	-	25,000,000	25,000,000
	Sub-Total	536,002,117	367,334,745	5,140,000	464,136,584	469,276,584
	Total	551,165,287	367,443,525	5,140,000	485,156,584	490,296,584

KWARA STATE REVISED ESTIMATES, 2015

CAPITAL EXPENDITURE - COFOG

Function Code	Details of Expenditure	Approved Estimates 2015	Expected 8 Months Estimate 2015	Actual Expenditure as at August 2015	Expected Estimate for the next 4 Months (Sept.-Dec.) 2015	Revised Estimates 2015
1	2	3	4	5	6	7
23	CAPITAL EXPENDITURE BASED ON FUNCTION					
0238002	Bureau of Statistics					
704	Economic Affairs					
7041	General Economic, Commercial and Labour Affairs	561,594,437	374,396,291	5,140,000	495,585,734	500,725,734
7042	Agriculture, Forestry, Fishing and Hunting					
7043	Fuel and Energy					
7044	Mining, Manufacturing and Construction					
7045	Transport					
7046	Communication					
7047	Other Industries					
7048	R & D Economic Affairs					
7049	Economic Affairs N.E.C					
	Non-Aids and Grants	551,165,287	367,443,525	5,140,000	485,156,584	490,296,584
	Aids and Grants	10,429,150	6,952,767	-	10,429,150	10,429,150

KWARA STATE REVISED ESTIMATES, 2015

RECURRENT REVISED EXPENDITURE

ADMIN/ ECONOMIC CODE	ORGANISATION NAME	APPROVED	EXPECTED 8	ACTUAL	EXPENDITURE FOR	REVISED
		ESTIMATES	MONTHS	EXPENDITURE	THE NEXT 4	ESTIMATES
		2015	2015	CASH BACKED AS AT 31/8/2015 2015	MONTHS (SEPTEMBER - DEC.) 2015	2015
20000000	RECURRENT EXPENDITURE					
1	2	4	5	6	7	8
		₦	₦	₦	₦	₦
02 - ECONOMIC SECTOR						
CODE: 0250001 CODE NAME : FISCAL RESPONSIBILITY COMMISSION						
21	Personnel Cost	2,905,472	1,936,981	1,872,360	936,180	2,808,540
210101	SALARIES & WAGES					
21010101	Salaries	2,905,472	1,936,981	1,872,360	936,180	2,808,540
2202	OVERHEAD COST	10,392,000	6,928,000	4,532,019	3,502,207	8,164,226
220201	TRAVEL AND TRANSPORT	1,433,333	955,556	1,186,908	597,792	1,784,700
22020101	Local Travel and Transport	1,433,333	955,556	1,186,908	597,792	1,784,700
22020104	International Travel and Transport: Others	-	-	-	-	-
220202	UTILITIES - GENERAL	3,500,000	2,333,333	-	-	-
22020201	Electricity Charges	1,000,000	666,667	-	-	-
22020202	Telephone Charges	500,000	333,333	-	-	-
22020203	Internet Access Charges	700,000	466,667	-	-	-
22020204	Satellite Broadcasting Access Charges	1,300,000	866,667	-	-	-
22020205	Water Rates	-	-	-	-	-
220203	MATERIALS & SUPPLIES - GENERAL	1,726,667	1,151,111	1,257,778	884,128	2,141,906
22020301	Office Stationeries/Computer Consumable	1,306,667	871,111	817,778	584,128	1,401,906
22020302	Books	-	-	-	-	-
22020303	Newspapers	300,000	200,000	300,000	200,000	500,000
22020304	Magazines & Periodicals	120,000	80,000	140,000	100,000	240,000
22020305	Printing of Non Security Documents	-	-	-	-	-
220204	MAINTENANCE SERVICES - GENERAL	2,353,333	1,568,889	1,307,221	1,070,399	2,507,620
22020401	Maintenance of Motor Vehicle/Transport Equipment	1,300,000	866,667	776,666	623,334	1,400,000
22020402	Maintenance of Office Furniture	746,667	497,778	339,445	360,555	700,000
22020403	Maintenance of Office Building	-	-	-	-	-
22020404	Maintenance of Office/IT Equipments	180,000	120,000	70,000	130,000	200,000

KWARA STATE REVISED ESTIMATES, 2015
RECURRENT REVISED EXPENDITURE

ADMIN/ ECONOMIC CODE	ORGANISATION NAME	APPROVED ESTIMATES	EXPECTED 8 MONTHS EXPENDITURE	ACTUAL EXPENDITURE CASH BACKED AS AT 31/8/2015	EXPENDITURE FOR THE NEXT 4 MONTHS (SEPTEMBER - DEC.)	REVISED ESTIMATES
		2015	2015	2015	2015	2015
20000000	RECURRENT EXPENDITURE					
1	2	4	5	6	7	8
		N	N	N	N	N
02 - ECONOMIC SECTOR						
CODE:- 0250001 CODE NAME : RESPONSIBILITY COMMISSION						
22020405	Maintenance of Plant/Generators	126,667	84,444	121,110	86,510	207,620
22020406	Other Maintenance Services	-	-	-	-	-
220205	TRAINING - GENERAL	-	-	-	-	-
22020501	Local Training	-	-	-	-	-
22020502	International Training	-	-	-	-	-
220206	OTHER SERVICES - GENERAL	40,000	26,667	-	40,000	40,000
22020601	Security Expenses	40,000	26,667	-	40,000	40,000
22020605	Cleaning & Fumigation Services	-	-	-	-	-
220207	CONSULTING & PROFESSIONAL SERVICES - GENERAL	525,333	350,222	222,555	237,445	460,000
22020701	Consultancy Services	525,333	350,222	222,555	237,445	460,000
22020702	Information Technology Consulting	-	-	-	-	-
22020703	Legal Services	-	-	-	-	-
22020704	Engineering Services	-	-	-	-	-
220208	FUEL & LUBRICANT - GENERAL	146,667	97,778	169,445	315,555	485,000
22020801	Motor Vehicle Fuel Cost	146,667	97,778	169,445	130,555	300,000
22020803	Plant/Generator Fuel Cost	-	-	-	185,000	185,000
220210	MISCELLANEOUS EXPENSES - GENERAL	666,667	444,444	388,112	356,888	745,000
22021001	Refreshment & Meals	466,667	311,111	317,778	227,222	545,000
22021014	Annual Budget Expenses	-	-	70,334	(70,334)	-
22021022	Incidental Expenses	200,000	133,333	-	200,000	200,000
22021026	Monitoring & Evaluation	-	-	-	-	-
	TOTAL FOR CODE 0250001	13,297,472	8,864,981	6,404,379	4,438,387	10,972,766

KWARA STATE REVISED ESTIMATES, 2015
RECURRENT REVENUE DETAILS

Economic Code No.	Details of Revenue	Approved Estimates	Expected 8 Months Collection Jan. - August	Total Actual Revenue Collection as at 31/08/2015	Expected 4 Months Collection Sept. - Dec.	Revised Estimates
		2015	2015	2015	2015	2015
1	2	4	5	6	7	6 + 7 = 8
0252001	MINISTRY OF WATER RESOURCES					
12020400	CODE NAME - FEES - GENERAL					
12020401	Contract Documents Non-Refundable Fees	1,000,000	666,667	240,000	760,000	1,000,000
12020408	Registration of Artisans	0	0	0	0	0
	Sub-Total	1,000,000	666,667	240,000	760,000	1,000,000
	TOTAL FOR: CODE 0252001- Ministry of Water Resources	1,000,000	666,667	240,000	760,000	1,000,000

KWARA STATE REVISED ESTIMATES, 2015
RECURRENT REVISED EXPENDITURE

ADMIN/ ECONOMIC CODE	ORGANISATION NAME	APPROVED ESTIMATES	EXPECTED 8 MONTHS EXPENDITURE	ACTUAL EXPENDITURE CASH BACKED AS AT 31/8/2015	EXPENDITURE FOR THE NEXT 4 MONTHS (SEPTEMBER - DEC.)	REVISED ESTIMATES
		2015	2015	2015	2015	2015
20000000	RECURRENT EXPENDITURE					
1	2	4	5	6	7	8
		₦	₦	₦	₦	₦
02 - ECONOMIC SECTOR						
CODE:- 0252001 CODE NAME : MINISTRY OF WATER RESOURCES						
21	Personnel Cost	41,261,760	27,507,840	32,121,594	16,260,797	48,382,391
210101	SALARIES & WAGES	-	-	-	-	-
21010101	Salaries	41,261,760	27,507,840	32,121,594	16,260,797	48,382,391
2202	OVERHEAD COST	16,952,000	11,301,333	4,275,000	15,660,500	19,935,500
220201	TRAVEL AND TRANSPORT	1,000,000	666,667	-	750,000	750,000
22020101	Local Travel and Transport	1,000,000	666,667	-	750,000	750,000
22020104	International Travel and Transport Others	-	-	-	-	-
220202	UTILITIES - GENERAL	210,000	140,000	-	160,000	160,000
22020201	Electricity Charges	150,000	100,000	-	100,000	100,000
22020202	Telephone Charges	0	-	-	-	-
22020203	Internet Access Charges	-	-	-	-	-
22020204	Satellite Broadcasting Access Charges	-	-	-	-	-
22020205	Water Rates	60,000	40,000	-	60,000	60,000
220203	MATERIALS & SUPPLIES - GENERAL	980,000	653,333	250,000	410,000	660,000
22020301	Office Stationeries/Computer Consumable	500,000	333,333	130,000	210,000	340,000
22020302	Books	-	-	-	-	-
22020303	Newspapers	420,000	280,000	105,000	175,000	280,000
22020304	Magazines & Periodicals	60,000	40,000	15,000	25,000	40,000
22020305	Printing of Non Security Documents	-	-	-	-	-
220204	MAINTENANCE SERVICES - GENERAL	2,560,000	1,706,667	1,246,000	4,014,500	5,260,500
22020401	Maintenance of Motor Vehicle/Transport Equipment	1,500,000	1,000,000	288,000	480,000	768,000
22020402	Maintenance of Office Furniture	500,000	333,333	158,000	192,000	350,000
22020403	Maintenance of Building & Residential QTRS	-	-	-	-	-
22020404	Maintenance of Office/IT Equipments	500,000	333,333	140,000	200,000	340,000

KWARA STATE REVISED ESTIMATES, 2015

RECURRENT REVISED EXPENDITURE

ADMIN/ ECONOMIC CODE	ORGANISATION NAME	EXPECTED 8	EXPECTED 8	ACTUAL	EXPENDITURE FOR	REVISED ESTIMATES
		APPROVED ESTIMATES	MONTHS EXPENDITURE	EXPENDITURE CASH BACKED AS AT 31/8/2015	THE NEXT 4 MONTHS (SEPTEMBER - DEC.)	
		2015	2015	2015	2015	2015
20000000	RECURRENT EXPENDITURE					
1	2	4	5	6	7	8
		₦	₦	₦	₦	₦
02 - ECONOMIC SECTOR						
CODE:- 0252001 CODE NAME : MINISTRY OF WATER RESOURCES						
21	Personnel Cost	41,261,760	27,507,840	32,121,594	16,260,797	48,382,391
210101	SALARIES & WAGES	-	-	-	-	-
21010101	Salaries	41,261,760	27,507,840	32,121,594	16,260,797	48,382,391
2202	OVERHEAD COST	16,952,000	11,301,333	4,275,000	15,660,500	19,935,500
220201	TRAVEL AND TRANSPORT	1,000,000	666,667	-	750,000	750,000
22020101	Local Travel and Transport	1,000,000	666,667	-	750,000	750,000
22020104	International Travel and Transport: Others	-	-	-	-	-
220202	UTILITIES - GENERAL	210,000	140,000	-	160,000	160,000
22020201	Electricity Charges	150,000	100,000	-	100,000	100,000
22020202	Telephone Charges	0	-	-	-	-
22020203	Internet Access Charges	-	-	-	-	-
22020204	Satellite Broadcasting Access Charges	-	-	-	-	-
22020205	Water Rates	60,000	40,000	-	60,000	60,000
220203	MATERIALS & SUPPLIES - GENERAL	980,000	653,333	250,000	410,000	660,000
22020301	Office Stationeries/Computer Consumable	500,000	333,333	130,000	210,000	340,000
22020302	Books	-	-	-	-	-
22020303	Newspapers	420,000	280,000	105,000	175,000	280,000
22020304	Magazines & Periodicals	60,000	40,000	15,000	25,000	40,000
22020305	Printing of Non Security Documents	-	-	-	-	-
220204	MAINTENANCE SERVICES - GENERAL	2,560,000	1,706,667	1,246,000	4,014,500	5,260,500
22020401	Maintenance of Motor Vehicle/Transport Equipment	1,500,000	1,000,000	288,000	480,000	768,000
22020402	Maintenance of Office Furniture	500,000	333,333	158,000	192,000	350,000
22020403	Maintenance of Building & Residential QTRS	-	-	-	-	-
22020404	Maintenance of Office/IT Equipments	500,000	333,333	140,000	200,000	340,000

KWARA STATE REVISED ESTIMATES, 2015
RECURRENT REVISED EXPENDITURE

ADMIN/ ECONOMIC CODE	ORGANISATION NAME	APPROVED ESTIMATES	EXPECTED 8 MONTHS EXPENDITURE	ACTUAL EXPENDITURE CASH BACKED AS AT 31/8/2015	EXPENDITURE FOR THE NEXT 4 MONTHS (SEPTEMBER - DEC.)	REVISED ESTIMATES
1	2	4	5	6	7	8
		2015	2015	2015	2015	2015
		₦	₦	₦	₦	₦
20000000	RECURRENT EXPENDITURE					
02 - ECONOMIC SECTOR						
CODE:- 0252001 CODE NAME : MINISTRY OF WATER RESOURCES						
22020405	Maintenance of Plant/Generators	60,000	40,000	15,000	25,000	40,000
22020406	Other Maintenance Services	-	-	645,000	3,117,500	3,762,500
220205	TRAINING - GENERAL	1,000,000	666,667	-	1,000,000	1,000,000
22020501	Local Training	-	-	-	-	-
22020502	International Training	-	-	-	-	-
22020503	Seminar and Conference Workshop Shops	1,000,000	666,667	-	1,000,000	1,000,000
220206	OTHER SERVICES - GENERAL	-	-	-	-	-
22020601	Security Expenses	-	-	-	-	-
22020605	Cleaning & Fumigation Services	-	-	-	-	-
220207	CONSULTING & PROFESSIONAL SERVICES GENERAL	-	-	-	-	-
22020701	Financial Consulting	-	-	-	-	-
22020702	Information Technology Consulting	-	-	-	-	-
22020703	Legal Service	-	-	-	-	-
22020704	Engineering Services	-	-	-	-	-
22020706	Surveying Services	-	-	-	-	-
220208	FUEL & LUBRICANT - GENERAL	-	-	-	-	-
22020801	Motor Vehicle Fuel Cost	-	-	-	-	-
22020802	Other Transport Equipment Fuel cost	-	-	-	-	-
22020803	Plant/Generator Fuel Cost	-	-	-	-	-
220210	MISCELLANEOUS EXPENSES - GENERAL	11,202,000	7,468,000	2,779,000	9,326,000	12,105,000
22021001	Refreshment & Meals	250,000	166,667	79,000	74,000	153,000
22021003	Publicity & Advertisements	-	-	-	-	-
22021006	Postages & Courier Services	-	-	-	-	-
22021007	Welfare Package	-	-	-	-	-

KWARA STATE REVISED ESTIMATES, 2015
RECURRENT REVISED EXPENDITURE

ADMIN/ ECONOMIC CODE	ORGANISATION NAME	APPROVED ESTIMATES	EXPECTED 8 MONTHS EXPENDITURE	ACTUAL EXPENDITURE CASH BACKED AS AT 31/8/2015	EXPENDITURE FOR THE NEXT 4 MONTHS (SEPTEMBER - DEC.)	REVISED ESTIMATES
20000000	RECURRENT EXPENDITURE	2015	2015	2015	2015	2015
1	2	4	5	6	7	8
		₦	₦	₦	₦	₦
02 - ECONOMIC SECTOR						
CODE:- 0252001 CODE NAME : MINISTRY OF WATER RESOURCES						
22021010	Direct teaching & Labouratary cost	-	-	-	-	-
22021014	Annual Budget Expenses	-	-	-	-	-
22021022	Incidental Expenses	-	-	-	-	-
22021023	Operational Expenses	10,952,000	7,301,333	2,700,000	9,252,000	11,952,000
22021026	Monitoring & Evaluation	-	-	-	-	-
22021049	Water Analysis for RUWASSA	-	-	-	-	-
	TOTAL FOR CODE 0252001	58,213,760	38,809,173	36,396,594	31,921,297	68,317,891
220501	SUBSIDY GENERAL	90,664,000	60,442,667	21,194,616	69,469,384	90,664,000
0217011	Kwara State Water Corporation	88,000,000	58,666,667	20,528,616	67,471,384	88,000,000
0217012	Kw. St. Rural Water Supply and Sanitation Agency	2,664,000	1,776,000	666,000	1,998,000	2,664,000

KWARA STATE REVISED ESTIMATES, 2015

Ministry of Water Resources

Sector Code: 0252001

CAPITAL RECEIPTS - AIDS AND GRANTS RECEIPTS

Revenue Code	Details of Receipts	Approved Estimates 2015	Expected 8 Months Estimate 2015	Actual Receipts as at August 2015	Expected Estimate for the next 4 Months (Sept.-Dec.) 2015	Revised Estimates 2015
1	2	3	4	5	6	7
13000000	Aids and Grants					
13010000	<i>Aids:</i>					
13010100	Domestic Aids					
13010200	Foreign Aids					
13020000	<i>Grants:</i>					
13020100	Domestic Grants					
13020200	Foreign Grants					
13020201	UNICEF / ESSPIN / DFID (Construction of Hand Pump Fitted Bolehole in Primary Schools)	60,000,000	40,000,000	-	-	-
	Sub-Total	60,000,000	40,000,000	-	-	-
	Total	60,000,000	40,000,000	-	-	-

KWARA STATE REVISED ESTIMATES, 2015

Ministry of Water Resources

Sector Code: 0252001

CAPITAL EXPENDITURE - AIDS & GRANTS AND EXTERNAL LOANS

Expenditure Code	Details of Expenditure	Approved Estimates 2015	Expected 8 Months Estimate 2015	Actual Expenditure as at August 2015	Expected Estimate for the next 4 Months (Sept.-Dec.) 2015	Revised Estimates 2015
1	2	3	4	5	6	7
2301	Fixed Assets Purchase					
230101	Purchase of Fixed Assets - General					
2302	Construction/Provision					
230201	Construction/Provision of Fixed Assets - General					
23020230	UNICEF / ESSPIN / DFID (Construction of Hand Pump Fitted Bolehole in Primary Schools)	60,000,000	40,000,000			
	Sub-Total	60,000,000	40,000,000			
2303	Rehabilitation/Repairs					
230301	Rehabilitation/Repairs of Fixed Assets - General					
2304	Preservation					
230401	Preservation of the Environment - General					
2305	Other Capital Projects					
230501	Acquisition of Non Tangible Assets					
	Total	60,000,000	40,000,000			

KWARA STATE REVISED ESTIMATES, 2015
CAPITAL EXPENDITURE - NON AIDS AND GRANTS

Expenditure Code	Details of Expenditure	Approved Estimates 2015	Expected 8 Months Estimate 2015	Actual Expenditure as at August 2015	Expected Estimate for the next 4 Months (Sept.-Dec.) 2015	Revised Estimates 2015
1	2	3	4	5	6	7
23	CAPITAL EXPENDITURE					
0252001	Ministry of Water Resources					
2301	Fixed Assets Purchase					
230101	Purchase of Fixed Assets - General					
23010145	Purchase of Materials (Maintenance)	20,000,000	13,333,333	10,000,000	10,000,000	20,000,000
23010154	Purchase of Water Treatment Chemical (Water Corporation)	200,000,000	133,333,333	41,900,000	158,100,000	200,000,000
23010155	Purchase of Drilling Equipment & Geophysical Survey	6,000,000	4,000,000	-	6,000,000	6,000,000
	Sub-Total	226,000,000	150,666,667	51,900,000	174,100,000	226,000,000
2302	Construction/Provision					
230201	Construction/Provision of Fixed Assets - General					
23020105	Construction/Provision of Water Facilities	150,400,000	100,266,667	74,762,970	75,637,030	150,400,000
23020156	Provision/Installation of Power Surge Control in s	10,000,000	6,666,667	-	10,000,000	10,000,000
23020157	Provision of RUWASSA Assisted VIP Latrine with Baths (UNICEF) and other RUWASSA Activities	16,000,000	10,666,667	-	16,000,000	16,000,000
23020168	Construction of New Water Works Project	2,000,000,000	1,333,333,333	65,196,991		65,196,991
	Sub-Total	2,176,400,000	1,450,933,333	139,959,961	101,637,030	241,596,991
2303	Rehabilitation/Repairs					
230301	Rehabilitation/Repairs of Fixed Assets - General					
23030104	Rehabilitation of Water Facilities (16 Waterworks)	-	-	-	-	-
23030143	Rehabilitation/Maintenance of Rig	10,000,000	6,666,667	-	10,000,000	10,000,000
23030144	Rehabilitation and Expansion of Semi-Urban & Urban Water Scheme	269,769,325	179,846,217	-	41,000,000	41,000,000
	Sub-Total	279,769,325	186,512,883	-	51,000,000	51,000,000

KWARA STATE REVISED ESTIMATES, 2015
CAPITAL EXPENDITURE - NON AIDS AND GRANTS

Expenditure Code	Details of Expenditure	Approved Estimates 2015	Expected 8 Months Estimate 2015	Actual Expenditure as at August 2015	Expected Estimate for the next 4 Months (Sept.-Dec.) 2015	Revised Estimates 2015
1	2	3	4	5	6	7
23	CAPITAL EXPENDITURE					
0252001	Ministry of Water Resources					
2305	Other Capital Projects					
230501	Acquisition of Non Tangible Assets					
23050101	Research and Development- Feasibility Study for Construction of Earth Dams /Regional Water Supply System for Jebba	10,000,000	6,666,667	-	10,000,000	10,000,000
	Sub-Total	10,000,000	6,666,667	-	10,000,000	10,000,000
	Total	2,692,169,325	1,794,779,550	191,859,961	336,737,030	528,596,991

KWARA STATE REVISED ESTIMATES, 2015

CAPITAL EXPENDITURE - COFOG

Function Code	Details of Expenditure	Approved Estimates 2015	Expected 8 Months Estimate 2015	Actual Expenditure as at August 2015	Expected Estimate for the next 4 Months (Sept.-Dec.) 2015	Revised Estimates 2015
1	2	3	4	5	6	7
23	CAPITAL EXPENDITURE BASED ON FUNCTION					
0252001	Ministry of Water Resources					
706	Housing and Community Amenities					
7061	Housing Development					
7062	Community Development					
7063	Water Supply	2,752,169,325	1,834,779,550	191,859,961	336,737,030	528,596,991
7064	Street Lighting					
7065	R & D Housing and Community Amenities					
7066	Housing and Community Amenities N.E.C					
	Non-Aids and Grants	2,692,169,325	1,794,779,550	191,859,961	336,737,030	528,596,991
	Aids and Grants	60,000,000	40,000,000	-	-	-

KWARA STATE REVISED ESTIMATES, 2015

RECURRENT REVENUE DETAILS

Economic Code No.	Details of Revenue	Approved Estimates 2015	Expected 8 Months Collection Jan. - August 2015	Total Actual Revenue Collection as at 31/08/2015	Expected 4 Months Collection Sept. - Dec. 2015	Revised Estimates 2015
1	2	4	5	6	7	6 + 7 = 8
0253001	MINISTRY OF HOUSING & URBAN DEVELOPMENT					
12020400	CODE NAME - FEES - GENERAL					
12020401	Tender fees: Non Refundable Contract fees (Building Services)	0	0	0	120,000	120,000
12020408	Registration of Artisans	70,000	46,667	0	70,000	70,000
12020457	Building Plan Assessment fees (TPDA)	699,742,549	466,495,033	74,150,160	25,849,840	100,000,000
12020458	Site Inspection fees (TPDA)	13,000,000	8,666,667	2,595,000	9,405,000	12,000,000
12020459	Application Fees (TPDA)	13,000,000	8,666,667	2,593,000	9,407,000	12,000,000
12020460	Penalty on Plan Approval (TPDA)	0	0	0	0	0
12020461	Betterment Fees: Urban Renewal (TPDA)	100,000	66,667	0	100,000	100,000
12020462	Compliant Fees (TPDA)	270,000	180,000	129,000	78,500	207,500
12020463	Street Naming/House Numbering (TPDA)	1,000,000	666,667	160,000	80,000	240,000
12020401	Tender fees: Non Refundable Contract fees (Housing Corp)	0	0	0	0	0
12020464	Registration of Developers (Housing Corp)	0	0	0	0	0
12020465	Registration of Contractors (Housing Corp)	0	0	0	0	0
12020427	Administrative Charges Fees (Retained Earnings TPDA, MHUD and HOUSING)	11,000,000	7,333,333	9,451,550	2,678,256	12,129,806
12020466	Road Set Backs	500,000,000	333,333,333	16,125,404	83,874,596	100,000,000
	Sub-Total	1,238,182,549	825,455,033	105,204,114	131,663,192	236,867,306
12020500	CODE NAME: FINES - GENERAL					
12020504	Penalty Plan Approval	0	0	0	0	0
	Sub-Total	0	0	0	0	0
12020600	CODE NAME - SALES - GENERAL					
12020607	Sales of Govt. Buildings (Irewolede Housing Estate)	7,058,060	4,705,373	4,242,708	2,815,352	7,058,060
12020608	Sales of Govt. Building - Haji-camp (Mandate I & II)	0	0	0	0	0
12020609	Sales of Edict & Other Publication (TPDA)	0	0	0	0	0
12020610	Sales of Legislative Quarters	100,257,481	66,838,321	87,109,305	53,113,965	140,223,270

Sub-Total	107,315,541	71,543,694	91,352,013	55,929,317	147,281,330
-----------	-------------	------------	------------	------------	-------------

KWARA STATE REVISED ESTIMATES, 2015

RECURRENT REVENUE DETAILS

Economic Code No.	Details of Revenue	Approved Estimates 2015	Expected 8 Months Collection Jan. - August 2015	Total Actual Revenue Collection as at 31/08/2015	Expected 4 Months Collection Sept. - Dec. 2015	Revised Estimates 2015
1	2	4	5	6	7	6 + 7 = 8
0253001	MINISTRY OF HOUSING & URBAN DEVELOPMENT					
12020700	CODE NAME - EARNING GENERAL					
12020716	Earning from Site Analysis and Report (TPDA)	700,000	466,667	40,000	285,667	325,667
12020717	Earnings from Prototype Shops (TPDA)	4,695,475	3,130,317	772,195	3,923,280	4,695,475
12020718	Earning from Urban & Regional Planning Charges	148,806,435	99,204,290	13,262,000	6,354,000	19,616,000
12020719	Earning from Plant Hiring Charges	300,000	200,000	182,000	118,000	300,000
	Sub-Total	154,501,910	103,001,273	14,256,195	10,680,947	24,937,142
	TOTAL FOR: CODE 0253001- Ministry of Housing & Urban Dev.	1,500,000,000	1,000,000,000	210,812,322	198,273,456	409,085,778

KWARA STATE REVISED ESTIMATES, 2015

RECURRENT REVISED EXPENDITURE

ADMIN / ECONOMIC CODE	ORGANISATION NAME	APPROVED ESTIMATES 2015	EXPECTED 8 MONTHS EXPENDITURE 2015	ACTUAL EXPENDITURE CASH BACKED AS AT 31/8/2015 2015	EXPENDITURE FOR THE NEXT 4 MONTHS (SEPTEMBER - DEC.) 2015	REVISED ESTIMATES 2015
1	2	4	5	6	7	8
20000000	RECURRENT EXPENDITURE					
		N	N	N	N	N
02 - ECONOMIC SECTOR						
CODE:- 0253001 CODE NAME : MINISTRY OF HOUSING & URBAN DEVELOPMENT						
21	Personnel Cost	141,000,000	94,000,000	92,953,875	46,676,937	139,630,812
210101	SALARIES & WAGES	-	-	-	-	-
21010101	Salaries	141,000,000	94,000,000	92,953,875	46,676,937	139,630,812
2202	OVERHEAD COST	26,486,349	17,657,566	22,488,074	26,262,924	48,750,998
220201	TRAVEL AND TRANSPORT	546,667	364,445	-	182,222	182,222
22020101	Local Travel and Transport	546,667	364,445	-	182,222	182,222
22020104	International Travel and Transport: Others	-	-	-	-	-
220202	UTILITIES - GENERAL	-	-	-	-	-
22020201	Electricity Charges	-	-	-	-	-
22020202	Telephone Charges	-	-	-	-	-
22020203	Satellite Broadcasting Access Charges	-	-	-	-	-
22020204	Internet Access Charges	-	-	-	-	-
22020205	Water Rates	-	-	-	-	-
220203	MATERIALS & SUPPLIES - GENERAL	1,366,667	911,111	491,720	389,533	881,253
22020301	Office Stationeries/Computer Consumable	640,000	426,667	51,720	139,533	191,253
22020302	Books	-	-	-	-	-
22020303	Newspaper	666,667	444,444	400,000	210,000	610,000
22020304	Magazines & Periodicals	60,000	40,000	40,000	40,000	80,000
22020305	Printing of Non Security Documents	-	-	-	-	-
220204	MAINTENANCE SERVICES - GENERAL	1,646,667	1,097,778	1,380,000	810,000	2,190,000
22020401	Maintenance of Motor Vehicle/Transport Equipment	500,000	333,333	500,000	300,000	800,000
22020402	Maintenance of Office Furniture	500,000	333,333	480,000	300,000	780,000
22020403	Maintenance of Building & Residential QTRS	-	-	-	-	-

KWARA STATE REVISED ESTIMATES, 2015
RECURRENT REVISED EXPENDITURE

ADMIN / ECONOMIC CODE	ORGANISATION NAME	APPROVED ESTIMATES	EXPECTED 8 MONTHS EXPENDITURE	ACTUAL EXPENDITURE CASH BACKED AS AT 31/8/2015	EXPENDITURE FOR THE NEXT 4 MONTHS (SEPTEMBER - DEC.)	REVISED ESTIMATES
		2015	2015	2015	2015	2015
1	2	4	5	6	7	8
		₦	₦	₦	₦	₦
20000000	RECURRENT EXPENDITURE					
02 - ECONOMIC SECTOR						
CODE:- 0253001 CODE NAME : MINISTRY OF HOUSING & URBAN DEVELOPMENT						
22020404	Maintenance of Office/IT Equipments	486,667	324,444	280,000	110,000	390,000
22020405	Maintenance of Plant/Generators	160,000	106,667	120,000	100,000	220,000
22020406	Other Maintenance Services	-	-	-	-	-
220205	TRAINING - GENERAL	900,000	600,000	-	3,500,000	3,500,000
22020501	Local Training	-	-	-	-	-
22020502	International Training	-	-	-	-	-
22020503	Seminars, Workshop, National/State Council and Conferences	900,000	600,000	-	3,500,000	3,500,000
220206	OTHER SERVICES - GENERAL	60,000	40,000	-	40,000	40,000
22020601	Security Expenses	-	-	-	-	-
22020605	Cleaning & Fumigation Services	60,000	40,000	-	40,000	40,000
220207	CONSULTING & PROFESSIONAL SERVICES	-	-	-	-	-
22020701	Financial Consulting	-	-	-	-	-
22020702	Information Technology Consulting	-	-	-	-	-
22020703	Legal Service	-	-	-	-	-
22020704	Engineering Services	-	-	-	-	-
22020705	Architectural Services	-	-	-	-	-
220208	FUEL & LUBRICANT - GENERAL	566,667	377,778	83,280	230,000	313,280
22020801	Motor Vehicle Fuel Cost	500,000	333,333	63,280	200,000	263,280
22020802	Other Transport Equipment Fuel Cost	-	-	-	-	-
22020803	Plant/Generator Fuel Cost	66,667	44,444	20,000	30,000	50,000
220210	MISCELLANEOUS EXPENSES - GENERAL	21,399,682	14,266,455	20,533,074	21,111,169	41,644,243
22021001	Refreshment & Meals	240,000	160,000	110,000	260,000	370,000
22021003	Publicity & Advertisements	-	-	-	50,000	50,000

KWARA STATE REVISED ESTIMATES, 2015

RECURRENT REVISED EXPENDITURE

ADMIN / ECONOMIC CODE	ORGANISATION NAME	APPROVED ESTIMATES	EXPECTED 8 MONTHS EXPENDITURE	ACTUAL EXPENDITURE CASH BACKED AS AT 31/8/2015	EXPENDITURE FOR THE NEXT 4 MONTHS (SEPTEMBER - DEC.)	REVISED ESTIMATES
1	2	2015	2015	2015	2015	2015
		N	N	N	N	N
20000000	RECURRENT EXPENDITURE					
02 - ECONOMIC SECTOR						
CODE:- 0253001 CODE NAME : MINISTRY OF HOUSING & URBAN DEVELOPMENT						
22021006	Postages & Courier Services	-	-	-	50,000	50,000
22021007	Welfare Package	-	-	-	-	-
22021014	Annual Budget Expenses	100,000	66,667	-	20,000	20,000
22021022	Incidental Expenses	1,000,000	666,667	650,000	1,000,000	1,650,000
22021026	Monitoring & Evaluation	-	-	-	-	-
22021029	Administrative Charges	3,000,000	2,000,000	8,176,816	2,415,327	10,592,143
22021050	Expenditure from Retained Earnings (TPDA)	17,059,682	11,373,121	11,596,258	15,315,842	26,912,100
	TOTAL FOR CODE 0253001	167,486,349	111,657,566	115,441,949	72,939,861	188,381,810
220501	SUBSIDY GENERAL	2,400,000	1,600,000	400,000	1,000,000	1,400,000
253011	Kwara State Housing Corporation	2,400,000	1,600,000	400,000	1,000,000	1,400,000

KWARA STATE REVISED ESTIMATES, 2015

CAPITAL EXPENDITURE - COFOG

Function Code	Details of Expenditure	Approved Estimates 2015	Expected 8 Months Estimate 2015	Actual Expenditure as at August 2015	Expected Estimate for the next 4 Months (Sept.-Dec.) 2015	Revised Estimates 2015
1	2	3	4	5	6	7
23	CAPITAL EXPENDITURE BASED ON FUNCTION					
0253001	<i>Ministry of Housing and Urban Development</i>					
706	Housing and Community Amenities					
7061	Housing Development	432,460,569	288,307,046	12,450,000	415,010,569	427,460,569
7062	Community Development					
7063	Water Supply					
7064	Street Lighting					
7065	R & D Housing and Community Amenities					
7066	Housing and Community Amenities N.E.C					
	Non-Aids and Grants	432,460,569	288,307,046	12,450,000	415,010,569	427,460,569

KWARA STATE REVISED ESTIMATES, 2015

RECURRENT REVENUE DETAILS

Economic Code No.	Details of Revenue	Approved Estimates 2015	Expected 8 Months Collection Jan. - August 2015	Total Actual Revenue Collection as at 31/08/2015	Expected 4 Months Collection Sept. - Dec. 2015	Revised Estimates 2015
1	2	4	5	6	7	6 + 7 = 8
0253002	OFFICE OF THE SURVEYOR GENERAL					
12020400	CODE NAME - FEES - GENERAL					
12020481	Survey Fees - Report and Tittle Deeds Plan Fee	8,500,000	5,666,667	1,956,250	3,043,750	5,000,000
12020482	Geo Spatial Information Request Fees	700,000	466,667	95,000	305,000	400,000
12020483	Survey Fee from Plot Allication	8,500,000	5,666,667	3,585,000	1,415,000	5,000,000
12020484	Public and Miscellaneons Survey	800,000	533,333	311,000	289,000	600,000
12020485	Land Registration Fees	1,300,000	866,667	531,500	468,500	1,000,000
12020427	Miscellaneous Service	1,200,000	800,000	892,000	308,000	1,200,000
12020427	Administrative Charges Fees	1,800,000	1,200,000	716,350	1,083,650	1,800,000
	Sub-Total	22,800,000	15,200,000	8,087,100	6,912,900	15,000,000
	TOTAL FOR: CODE 0253002- Surveyor General's Office	22,800,000	15,200,000	8,087,100	6,912,900	15,000,000

**KWARA STATE REVISED ESTIMATES, 2015
RECURRENT REVISED EXPENDITURE**

ADMIN/ ECONOMIC CODE	ORGANISATION NAME	APPROVED ESTIMATES	EXPECTED 8 MONTHS EXPENDITURE	ACTUAL EXPENDITURE CASH BACKED AS AT 31/8/2015	EXPENDITURE FOR THE NEXT 4 MONTHS (SEPTEMBER - DEC.)	REVISED ESTIMATES
		2015	2015	2015	2015	2015
1	2	4	5	6	7	8
		₦	₦	₦	₦	₦
20000000	RECURRENT EXPENDITURE					
02 - ECONOMIC SECTOR						
CODE:- 0253002	CODE NAME : OFFICE OF THE SURVEYOR GENERAL					
21	Personnel Cost	22,771,307	15,180,871	11,489,738	5,944,869	17,434,607
210101	SALARIES & WAGES	-	-	-	-	-
21010101	Salaries	22,771,307	15,180,871	11,489,738	5,944,869	17,434,607
2202	OVERHEAD COST	26,748,000	17,832,000	23,908,440	11,347,999	35,256,439
220201	TRAVEL AND TRANSPORT	1,221,333	814,222	860,000	361,333	1,221,333
22020101	Local Travel and Transport	1,221,333	814,222	860,000	361,333	1,221,333
22020104	International Travel and Transport: Others	-	-	-	-	-
220202	UTILITIES - GENERAL	-	-	-	-	-
22020201	Electricity Charges	-	-	-	-	-
22020202	Telephone Charges	-	-	-	-	-
22020203	Internet Access Charges	-	-	-	-	-
22020204	Satellite Broadcasting Access Charges	-	-	-	-	-
22020205	Water Rates	-	-	-	-	-
220203	MATERIALS & SUPPLIES - GENERAL	1,100,000	733,333	400,000	700,000	1,100,000
22020301	Office Stationeries/Computer Consumable	500,000	333,333	50,000	450,000	500,000
22020302	Books	-	-	-	-	-
22020303	Newspapers	600,000	400,000	350,000	250,000	600,000
22020304	Magazines & Periodicals	-	-	-	-	-
22020305	Printing of Non Security Documents	-	-	-	-	-
220204	MAINTENANCE SERVICES - GENERAL	2,006,667	1,337,778	950,000	1,056,666	2,006,666
22020401	Maintenance of Motor Vehicle/Transport Equipment	1,000,000	666,667	600,000	400,000	1,000,000
22020402	Maintenance of Office Furniture	500,000	333,333	150,000	350,000	500,000
22020403	Maintenance of Building & Residential QTRS	133,333	88,889	50,000	83,333	133,333
22020404	Maintenance of Office/IT Equipments	66,667	44,444	-	66,667	66,667

KWARA STATE REVISED ESTIMATES, 2015

RECURRENT REVISED EXPENDITURE

ADMIN/ ECONOMIC CODE	ORGANISATION NAME	APPROVED ESTIMATES	EXPECTED 8 MONTHS EXPENDITURE	ACTUAL EXPENDITURE CASH BACKED AS AT 31/8/2015 2015	EXPENDITURE FOR THE NEXT 4 MONTHS (SEPTEMBER - DEC.) 2015	REVISED ESTIMATES 2015
1	2	4	5	6	7	8
20000000	RECURRENT EXPENDITURE					
		N	N	N	N	N
02 - ECONOMIC SECTOR						
CODE:- 0253002 CODE NAME : OFFICE OF THE SURVEYOR GENERAL						
22020405	Maintenance of Plant/Generators	173,333	115,556	100,000	73,333	173,333
22020406	Other Maintenance Services	133,333	88,889	50,000	83,333	133,333
220205	TRAINING - GENERAL	-	-	-	-	-
22020501	Local Training	-	-	-	-	-
22020502	International Training	-	-	-	-	-
22020503	Seminars, Workshop, National/State Council and Conferences	-	-	-	-	-
220206	OTHER SERVICES - GENERAL	400,000	266,667	50,000	350,000	400,000
22020601	Security Expenses	333,333	222,222	50,000	283,333	333,333
22020605	Cleaning & Fumigation Services	66,667	44,444	-	66,667	66,667
220207	CONSULTING & PROFESSIONAL SERVICES - GENERAL	20,260,000	13,506,667	20,848,440	7,920,000	28,768,440
22020701	Financial Consulting	-	-	-	-	-
22020702	Information Technology Consulting	-	-	-	-	-
22020703	Legal Service	-	-	-	-	-
22020704	Engineering Services	-	-	-	-	-
22020706	Surveying Services	20,260,000	13,506,667	20,848,440	7,920,000	28,768,440
220208	FUEL & LUBRICANT - GENERAL	752,000	501,333	518,000	234,000	752,000
22020801	Motor Vehicle Fuel Cost	352,000	234,667	218,000	134,000	352,000
22020803	Plant/Generator Fuel Cost	400,000	266,667	300,000	100,000	400,000
220210	MISCELLANEOUS EXPENSES - GENERAL	1,008,000	672,000	282,000	726,000	1,008,000
22021001	Refreshment & Meals	393,333	262,222	50,000	343,333	393,333
22021003	Publicity & Advertisements	-	-	-	-	-
22021006	Postages & Courier Services	-	-	-	-	-
22021007	Welfare Package	66,667	44,444	50,000	16,667	66,667

KWARA STATE REVISED ESTIMATES, 2015
RECURRENT REVISED EXPENDITURE

ADMIN/ ECONOMIC CODE	ORGANISATION NAME	APPROVED ESTIMATES	EXPECTED 8 MONTHS EXPENDITURE	ACTUAL EXPENDITURE CASH BACKED AS AT 31/8/2015	EXPENDITURE FOR THE NEXT 4 MONTHS (SEPTEMBER - DEC.)	REVISED ESTIMATES
		2015	2015	2015	2015	2015
1	2	4	5	6	7	8
		₦	₦	₦	₦	₦
20000000	RECURRENT EXPENDITURE					
02 - ECONOMIC SECTOR						
CODE:- 0253002 CODE NAME : OFFICE OF THE SURVEYOR GENERAL						
22021008	Subscription to Professional Bodies					
22021014	Annual Budget Expenses	100,000	66,667	50,000	50,000	100,000
22021022	Incidental Expenses	448,000	298,667	132,000	316,000	448,000
	TOTAL FOR CODE 0253002	49,519,307	33,012,871	35,398,178	17,292,868	52,691,046

KWARA STATE REVISED ESTIMATES, 2015
RECURRENT REVENUE DETAILS

Economic Code No.	Details of Revenue	Approved Estimates 2015	Expected 8 Months Collection Jan. - August 2015	Total Actual Revenue Collection as at 31/08/2015 2015	Expected 4 Months Collection Sept. - Dec. 2015	Revised Estimates 2015
1	2	4	5	6	7	6 + 7 = 8
0260001	BUREAU OF LANDS					
12020400	CODE NAME - FEES - GENERAL					
12020486	Registration of Document and Search Fees	37,000,000	24,666,667	30,793,519	14,206,481	45,000,000
12020487	Valuation Fees	2,500,000	1,666,667	2,134,750	1,465,250	3,600,000
12020488	Subsequent Transaction Approval Fees	50,000,000	33,333,333	34,499,133	15,500,867	50,000,000
12020489	Capital Gain Tax	0	0	12,125,472	2,874,528	15,000,000
12020490	C. of O. Processing Fees (Survey)	19,000,000	12,666,667	12,162,000	6,838,000	19,000,000
12020427	Miscellaneous Service	1,000,000	666,667	0	1,000,000	1,000,000
12020491	Documnt Search and Verification Fees	562,500,000	375,000,000	760,000	50,000,000	50,760,000
12020492	C of O Certified True Copy Fee	500,000	333,333	483,000	241,500	724,500
12020493	Deeds of Release Fees	90,000	60,000	35,000	17,500	52,500
12020494	Regularczation Fees	1,000,000	666,667	0	0	0
12020495	Great Emptor Fees	10,000	6,667	0	0	0
12020496	Compensation	250,000,000	166,666,667	6,441,068	3,220,534	9,661,602
12020427	Administrative Charges Fees	79,200,000	52,800,000	26,829,848	13,414,923	40,244,771
12020497	Private Acquisition fees	10,000,000	6,666,667	0	0	0
	Sub-Total	1,012,800,000	675,200,000	126,263,790	108,779,583	235,043,373
12020600	CODE NAME - SALES - GENERAL					
12020606	Sales of Application Form	289,800,000	193,200,000	10,005,000	25,000,000	35,005,000
12020607	Sales of New Allocation of 100 Plots	0	0	0	0	0
	Sub-Total	289,800,000	193,200,000	10,005,000	25,000,000	35,005,000
12020700	CODE NAME - EARNING GENERAL					
12020708	Earning from Premium on Layout Allocation (Residential)	200,000,000	133,333,333	58,852,003	334,269,815	393,121,818
12020709	Earning from Premium on Layout Allocation (Commercial)	40,000,000	26,666,667	34,510,084	42,911,332	77,421,416
12020710	Earning from Premium on Layout Allocation Industrial	15,000,000	10,000,000	2,442,764	1,744,831	4,187,595
12020711	Earning from Premium on Layout Allocation: Petrol Filling Station	5,000,000	3,333,333	1,650,000	1,178,571	2,828,571

KWARA STATE REVISED ESTIMATES, 2015
RECURRENT REVENUE DETAILS

Economic Code No.	Details of Revenue	Approved Estimates	Expected 8 Months Collection Jan. - August	Total Actual Revenue Collection as at 31/08/2015	Expected 4 Months' Collection Sept. - Dec.	Revised Estimates
1	2	2015	2015	2015	2015	2015
		4	5	6	7	6 + 7 = 8
0260001	BUREAU OF LANDS					
12020712	Earning from Allocation of Plots from the new GRA	580,000,000	386,666,667	157,019,697	78,509,849	235,529,546
12020713	Earning from Land Infrastructural Charges (Special Scheme)	200,000,000	133,333,333	64,826,315	32,413,157	97,239,472
12020714	Earning from Charges of Purpose Clause	3,500,000	2,333,333	2,985,000	1,492,500	4,477,500
12020715	Earning from Land use charge	150,000,000	100,000,000	80,356,779	40,178,390	120,535,169
	Sub-Total	1,193,502,019	795,668,687	402,644,663	532,700,467	935,343,102
12020800	CODE NAME - RENT ON GOVT. PROPERTY GENERAL					
12020813	Ground rent on Certificate of Occupancy	2,000,000	1,333,333	4,029,593	2,014,797	6,044,390
12020814	Petrol Filling Station (Ground Rent)	0	0	0	0	0
12020815	Temporary Right of Occupancy	0	0	0	0	0
12020816	Re-Certification of Certificate of Occupancy	1,900,000	1,266,667	565,000	282,500	847,500
	Sub-Total	3,900,000	2,600,000	4,594,593	2,297,297	6,891,890
	TOTAL FOR: CODE 0260001 - BUREAU OF LANDS	2,500,002,019	1,666,668,687	543,508,046	668,777,347	1,212,283,365

KWARA STATE REVISED ESTIMATES, 2015
RECURRENT REVISED EXPENDITURE

ADMIN/ ECONOMIC CODE	ORGANISATION NAME	APPROVED ESTIMATES	EXPECTED 8 MONTHS EXPENDITURE	ACTUAL EXPENDITURE CASH BACKED AS AT 31/8/2015	EXPENDITURE FOR THE NEXT 4 MONTHS (SEPTEMBER - DEC.)	REVISED ESTIMATES
		2015	2015	2015	2015	2015
20000000	RECURRENT EXPENDITURE					
1	2	4	5	6	7	8
		₦	₦	₦	₦	₦
02 - ECONOMIC SECTOR						
CODE:- 0260001 : CODE NAME: BUREAU OF LANDS						
21	Personnel Cost	38,618,930	25,745,953	28,014,958	14,209,479	42,224,437
210101	SALARIES & WAGES	-	-	-	-	-
21010101	Salaries	38,618,930	25,745,953	28,014,958	14,209,479	42,224,437
2202	OVERHEAD COST	60,596,387	40,397,591	67,709,398	32,056,237	99,765,635
220201	TRAVEL AND TRANSPORT	4,880,000	3,253,333	2,062,500	1,437,500	3,500,000
22020101	Local Travel and Transport	4,880,000	3,253,333	2,062,500	1,437,500	3,500,000
22020104	International Travel and Transport: Others	-	-	-	-	-
220202	UTILITIES - GENERAL	-	-	-	-	-
22020201	Electricity Charges	-	-	-	-	-
22020202	Telephone Charges	-	-	-	-	-
22020203	Internet Access Charges	-	-	-	-	-
22020204	Satellite Broadcasting Access Charges	-	-	-	-	-
22020205	Water Rates	-	-	-	-	-
220203	MATERIALS & SUPPLIES - GENERAL	5,266,667	3,511,111	2,189,625	1,461,250	3,650,875
22020301	Office Stationeries/Computer Consumable	4,066,667	2,711,111	1,640,000	1,160,000	2,800,000
22020302	Books	-	-	-	-	-
22020303	Newspapers	200,000	133,333	195,875	5,000	200,875
22020304	Magazines & Periodicals	-	-	-	-	-
22020305	Printing of Non Security Documents	1,000,000	666,667	353,750	296,250	650,000
220204	MAINTENANCE SERVICES - GENERAL	9,983,333	6,655,556	4,542,250	4,002,750	8,545,000
22020401	Maintenance of Motor Vehicle/Transport Equipment	4,616,667	3,077,778	1,730,000	1,470,000	3,200,000
22020402	Maintenance of Office Furniture	2,880,000	1,920,000	1,255,000	845,000	2,100,000
22020403	Maintenance of Building & Residential QTRS	400,000	266,667	469,750	430,250	900,000
22020404	Maintenance of Office/IT Equipments	1,126,667	751,111	731,250	968,750	1,700,000

KWARA STATE REVISED ESTIMATES, 2015
RECURRENT REVISED EXPENDITURE

ADMIN/ ECONOMIC CODE	ORGANISATION NAME	APPROVED ESTIMATES	EXPECTED 8 MONTHS EXPENDITURE	ACTUAL EXPENDITURE CASH BACKED AS AT 31/8/2015	EXPENDITURE FOR THE NEXT 4 MONTHS (SEPTEMBER - DEC.)	REVISED ESTIMATES
		2015	2015	2015	2015	2015
1	2	4	5	6	7	8
		₦	₦	₦	₦	₦
20000000	RECURRENT EXPENDITURE					
02 - ECONOMIC SECTOR						
CODE:- 0260001 : CODE NAME: BUREAU OF LANDS						
22020405	Maintenance of Plant/Generators	960,000	640,000	356,250	288,750	645,000
22020406	Other Maintenance Services	-	-	-	-	-
220205	TRAINING - GENERAL	-	-	-	-	-
22020501	Local Training	-	-	-	-	-
22020502	International Training	-	-	-	-	-
220206	OTHER SERVICES - GENERAL	2,600,000	1,733,333	720,250	614,750	1,335,000
22020601	Security Expenses	1,600,000	1,066,667	250,000	200,000	450,000
22020605	Cleaning & Fumigation Services	1,000,000	666,667	470,250	414,750	885,000
220207	CONSULTING & PROFESSIONAL SERVICES	333,333	222,222	138,125	111,875	250,000
22020701	Financial Consulting	-	-	-	-	-
22020702	Information Technology Consulting	-	-	-	-	-
22020703	Legal Service	333,333	222,222	138,125	111,875	250,000
22020704	Engineering Services	-	-	-	-	-
220208	FUEL & LUBRICANT - GENERAL	4,473,333	2,982,222	2,656,250	2,143,750	4,800,000
22020801	Motor Vehicle Fuel Cost	2,473,333	1,648,889	1,240,000	1,060,000	2,300,000
22020803	Plant/Generator Fuel Cost	2,000,000	1,333,333	1,416,250	1,083,750	2,500,000
220210	MISCELLANEOUS EXPENSES - GENERAL	33,059,720	22,039,813	55,400,398	22,284,362	77,684,760
22021001	Refreshment & Meals	3,513,333	2,342,222	1,534,750	965,250	2,500,000
22021003	Advert and Publicity	4,233,333	2,822,222	2,457,500	1,642,500	4,100,000
22021022	Incidental Expenses	-	-	-	-	-
22021014	Annual Budget Expenses	100,000	66,667	-	-	-
22021023	Operational Expenses	13,474,801	8,983,201	27,351,641	7,648,359	35,000,000
22021029	Administrative Charges	11,738,253	7,825,502	24,056,507	12,028,253	36,084,760
	TOTAL FOR CODE 0260001	99,215,317	66,143,544	95,724,356	46,265,716	141,990,072

KWARA STATE REVISED ESTIMATES, 2015
CAPITAL EXPENDITURE - NON AIDS AND GRANTS

Expenditure Code	Details of Expenditure	Approved Estimates 2015	Expected 8 Months Estimate 2015	Actual Expenditure as at August 2015	Expected Estimate for the next 4 Months (Sept.-Dec.) 2015	Revised Estimates 2015
1	2	3	4	5	6	7
23	CAPITAL EXPENDITURE					
0260001	<i>Bureau of Lands</i>					
2301	Fixed Assets Purchase					
230101	Purchase of Fixed Assets - General					
2302	Construction/Provision					
230201	Construction/Provision of Fixed Assets - General					
23020118	Provision of Infrastructure (Engineering Infrastructure at New GRA Zone A1 Project)	497,919,241	331,946,161	-	497,919,241	497,919,241
23020159	Provision of Land Infrastructural Schemes	200,000,000	133,333,333	51,123,030	148,876,970	200,000,000
	Sub-Total	697,919,241	465,279,494	51,123,030	646,796,211	697,919,241
2303	Rehabilitation/Repairs					
230301	Rehabilitation/Repairs of Fixed Assets - General					
2305	Other Capital Projects					
230501	Acquisition of Non Tangible Assets					
23050102	Computer Software Acquisition (Upgrading Software)	40,000,000	26,666,667	-	40,000,000	40,000,000
23050182	Payment of Land Compensation (General)	200,000,000	133,333,333	2,950,000	197,050,000	200,000,000
	Sub-Total	240,000,000	160,000,000	2,950,000	237,050,000	240,000,000
	Total	937,919,241	625,279,494	54,073,030	883,846,211	937,919,241

KWARA STATE REVISED ESTIMATES, 2015

CAPITAL EXPENDITURE - COFOG

Function Code	Details of Expenditure	Approved Estimates 2015	Expected 8 Months Estimate 2015	Actual Expenditure as at August 2015	Expected Estimate for the next 4 Months (Sept.-Dec.) 2015	Revised Estimates 2015
1	2	3	4	5	6	7
23	CAPITAL EXPENDITURE BASED ON FUNCTION					
0260001	<i>Bureau of Lands</i>					
706	Housing and Community Amenities					
7061	Housing Development	937,919,241	625,279,494	54,073,030	883,846,211	937,919,241
7062	Community Development					
7063	Water Supply					
7064	Street Lighting					
7065	R & D Housing and Community Amenities					
7066	Housing and Community Amenities N.E.C					
	Non-Aids and Grants	937,919,241	625,279,494	54,073,030	883,846,211	937,919,241

KWARA STATE REVISED ESTIMATES, 2015
RECURRENT REVISED EXPENDITURE

ADMIN/ ECONOMIC CODE	ORGANISATION NAME	APPROVED ESTIMATES	EXPECTED 8 MONTHS EXPENDITURE	ACTUAL EXPENDITURE CASH BACK AS AT 31/8/2015	EXPENDITURE FOR THE NEXT 4 MONTHS (SEPTEMBER - DEC.)	REVISED ESTIMATES
		2015	2015	2015	2015	2015
1	2	4	5	6	7	8
		₦	₦	₦	₦	₦
20000000	RECURRENT EXPENDITURE					
03 - LAW & JUSTICE SECTOR						
CODE:- 0318001 CODE NAME : JUDICIAL SERVICE COMMISSION						
21	Personnel Cost	20,000,000	13,333,333	12,407,765	9,112,235	21,520,000
210101	SALARIES & WAGES		-			
21010101	Salaries	20,000,000	13,333,333	12,407,765	9,112,235	21,520,000
2202	OVERHEAD COST	16,622,333	11,081,556	3,470,850	7,028,983	10,499,833
220201	TRAVEL AND TRANSPORT	1,537,333	1,024,889	340,000	1,197,333	1,537,333
22020101	Local Travel and Transport	537,333	358,222	340,000	197,333	537,333
22020104	International Travel and Transport: Others	1,000,000	666,667	-	1,000,000	1,000,000
220202	UTILITIES - GENERAL	300,000	200,000	80,000	220,000	300,000
22020201	Electricity Charges	150,000	100,000	-	150,000	150,000
22020202	Telephone Charges		-	-	-	
22020203	Internet Access Charges	150,000	100,000	80,000	70,000	150,000
22020204	Satellite Broadcasting Access Charges		-	-	-	
22020205	Water Rates		-	-	-	
220203	MATERIALS & SUPPLIES - GENERAL	1,675,000	1,116,667	515,350	959,650	1,475,000
22020301	Office Stationeries/Computer Consumable	250,000	166,667	204,850	295,150	500,000
22020302	Books	250,000	166,667	80,000	170,000	250,000
22020303	Newspapers	50,000	33,333	50,000	100,000	150,000
22020304	Magazines & Periodicals	50,000	33,333	50,000	25,000	75,000
22020305	Printing of Non Security Documents	75,000	50,000	-	-	
22020309	Uniform & other clothing		-	-	-	
22020312	Examination Materials	1,000,000	666,667	130,500	369,500	500,000
220204	MAINTENANCE SERVICES - GENERAL	3,625,000	2,416,667	1,002,500	1,005,000	2,007,500
22020401	Maintenance of Motor Vehicle/Transport Equipment	750,000	500,000	345,000	405,000	750,000
22020402	Maintenance of Office Furniture	750,000	500,000	240,000	200,000	440,000

KWARA STATE REVISED ESTIMATES, 2015
RECURRENT REVISED EXPENDITURE

ADMIN/ ECONOMIC CODE	ORGANISATION NAME	APPROVED ESTIMATES	EXPECTED 8 MONTHS EXPENDITURE	ACTUAL EXPENDITURE CASH BACKED AS AT 31/8/2015	EXPENDITURE FOR THE NEXT 4 MONTHS (SEPTEMBER - DEC..)	REVISED ESTIMATES
		2015	2015	2015	2015	2015
20000000	RECURRENT EXPENDITURE					
1	2	4	5	6	7	8
		N	N	N	N	N
03 - LAW & JUSTICE SECTOR						
CODE:- 0318001 CODE NAME : JUDICIAL SERVICE COMMISSION						
22020403	Maintenance of Building & Residential QTRS	1,500,000	1,000,000	342,500	200,000	542,500
22020404	Maintenance of Office/IT Equipments	125,000	83,333	75,000	50,000	125,000
22020405	Maintenance of Plant/Generators	250,000	166,667	-	50,000	50,000
22020406	Other Maintenance Services		-	-	-	
22020411	Maintenance of Communication Equipments	250,000	166,667	-	100,000	100,000
220205	TRAINING - GENERAL	5,000,000	3,333,333	350,000	1,700,000	2,050,000
22020501	Local Training	1,000,000	666,667	350,000	200,000	550,000
22020502	International Training	4,000,000	2,666,667	-	1,500,000	1,500,000
220206	OTHER SERVICES - GENERAL	250,000	166,667	-	150,000	150,000
22020601	Security Expenses	175,000	116,667	-	100,000	100,000
22020605	Cleaning & Fumigation Services	75,000	50,000	-	50,000	50,000
220207	CONSULTING & PROFESSIONAL SERVICES GENERAL	1,000,000	666,667	-	100,000	100,000
22020701	Financial Consulting	100,000	66,667	-	-	-
22020702	Information Technology Consulting	150,000	100,000	-	-	-
22020703	Legal Service	250,000	166,667	-	100,000	100,000
22020704	Engineering Services	500,000	333,333	-	-	-
220208	FUEL & LUBRICANT - GENERAL	200,000	133,333	70,000	130,000	200,000
22020801	Motor Vehicle Fuel Cost	100,000	66,667	70,000	80,000	150,000
22020803	Plant/Generator Fuel Cost	100,000	66,667	-	50,000	50,000
220210	MISCELLANEOUS EXPENSES - GENERAL	3,035,000	2,023,333	1,113,000	1,567,000	2,680,000
22021001	Refreshment & Meals	1,000,000	666,667	220,000	780,000	1,000,000
22021003	Publicity & Advertisements	50,000	33,333	-	30,000	30,000
22021006	Postages & Courier Services	25,000	16,667	-	10,000	10,000
22021007	Welfare Package	250,000	166,667	145,400	154,600	300,000

KWARA STATE REVISED ESTIMATES, 2015
RECURRENT REVISED EXPENDITURE

ADMIN/ ECONOMIC CODE	ORGANISATION NAME	APPROVED ESTIMATES	EXPECTED 8 MONTHS EXPENDITURE	ACTUAL EXPENDITURE CASH BACKED AS AT 31/8/2015	EXPENDITURE FOR THE NEXT 4 MONTHS (SEPTEMBER - DEC.)	REVISED ESTIMATES
		2015	2015	2015	2015	2015
1	2	4	5	6	7	8
		₦	₦	₦	₦	₦
20000000	RECURRENT EXPENDITURE					
03 - LAW & JUSTICE SECTOR						
CODE:- 0318001 CODE NAME : JUDICIAL SERVICE COMMISSION						
22021011	Recruitment & Appointment (Service Wide)	150,000	100,000	60,000	90,000	150,000
22021012	Discipline & Appointment (Service Wide)	50,000	33,333	40,000	10,000	50,000
22021013	Promotion (Service Wide)	1,000,000	666,667	370,000	260,000	630,000
22021014	Annual Budget Expenses	50,000	33,333	45,000	5,000	50,000
22021022	Incidental Expenses	460,000	306,667	232,600	227,400	460,000
	TOTAL FOR CODE 0318001	36,622,333	24,414,889	15,878,615	16,141,218	32,019,833

KWARA STATE REVISED ESTIMATES, 2015
RECURRENT REVENUE DETAILS

Economic Code No.	Details of Revenue	Approved Estimates	Expected 8 Months Collection Jan. - August	Total Actual Revenue Collection as at 31/08/2015	Expected 4 Months Collection Sept. - Dec.	Revised Estimates
		2015	2015	2015	2015	2015
1	2	4	5	6	7	6 + 7 = 8
0326001	MINISTRY OF JUSTICE					
12020400	CODE NAME - FEES - GENERAL					
12020454	Standard Contract agreement drafted and vetted by MOJ	200,000,000	133,333,333	2,402,100	2,597,900	5,000,000
12020455	Charging Fees on Legal Services Rendered by MOJ	50,000	33,333	0	0	0
12020401	Contract Documents: Non-Refundable Processing Fees	300,000	200,000	0	50,000	50,000
12020427	Administrative Charges Fees	48,400,000	32,266,667	266,900	733,100	1,000,000
12020456	Gazetting Fees	50,000	33,333	0	0	0
	Sub-Total	248,800,000	165,866,667	2,669,000	3,381,000	6,050,000
12020600	CODE NAME - SALES - GENERAL					
12020624	Sales of Revised Law of Kwara State	1,200,000	800,000	70,000	140,000	210,000
	Sub-Total	1,200,000	800,000	70,000	140,000	210,000
	TOTAL FOR: CODE 0326001- MINISTRY OF JUSTICE	250,000,000	166,666,667	2,739,000	3,521,000	6,260,000

KWARA STATE REVISED ESTIMATES, 2015

RECURRENT REVISED EXPENDITURE

ADMIN/ ECONOMIC CODE	ORGANISATION NAME	APPROVED ESTIMATES	EXPECTED 8 MONTHS EXPENDITURE	ACTUAL EXPENDITURE CASH BACKED AS AT 31/8/2015	EXPENDITURE FOR THE NEXT 4 MONTHS (SEPTEMBER - DEC.)	REVISED ESTIMATES
		2015	2015	2015	2015	2015
20000000	RECURRENT EXPENDITURE					
1	2	4	5	6	7	8
		₦	₦	₦	₦	₦
03 - LAW & JUSTICE SECTOR						
CODE:- 0326001 CODE NAME : MINISTRY OF JUSTICE						
21	Personnel Cost	83,129,308	55,419,539	57,083,624	28,741,812	85,825,436
210101	SALARIES & WAGES					
21010101	Salaries	83,129,308	55,419,539	57,083,624	28,741,812	85,825,436
210102	Allowances					
2202	OVERHEAD COST	151,492,834	100,995,223	35,757,550	102,993,450	138,751,000
220201	TRAVEL AND TRANSPORT	9,079,500	6,053,000	4,851,450	8,148,550	13,000,000
22020101	Local Travel and Transport	9,079,500	6,053,000	4,851,450	8,148,550	13,000,000
22020104	International Travel and Transport: Others	0	-	-	-	-
220202	UTILITIES - GENERAL	300,000	200,000	-	150,000	150,000
22020201	Electricity Charges	200,000	133,334	-	100,000	100,000
22020202	Telephone Charges	0	-	-	-	-
22020203	Internet Access Charges	0	-	-	-	-
22020204	Satellite Broadcasting Access Charges	0	-	-	-	-
22020205	Water Rates	100,000	66,667	-	50,000	50,000
220203	MATERIALS & SUPPLIES - GENERAL	4,666,667	3,111,111	572,000	3,828,000	4,400,000
22020301	Office Stationeries/Computer Consumable	1,000,000	666,667	272,000	428,000	700,000
22020302	Books	0	-	-	-	-
22020303	Newspaper	666,667	444,444	300,000	200,000	500,000
22020304	Magazines & Periodicals					
22020305	Printing of Non Security Documents	3,000,000	2,000,000	-	3,200,000	3,200,000
220204	MAINTENANCE SERVICES - GENERAL	2,000,000	1,333,333	200,000	900,000	1,100,000
22020401	Maintenance of Motor Vehicle/Transport Equipment	1,000,000	666,667	-	500,000	500,000
22020402	Maintenance of Office Furniture	1,000,000	666,667	200,000	400,000	600,000
22020403	Maintenance of Building & Residential QTRS					

KWARA STATE REVISED ESTIMATES, 2015
RECURRENT REVISED EXPENDITURE

ADMIN/ 1	ORGANISATION 2	APPROVED 2015 4 ₦	EXPECTED 8 2015 5 ₦	ACTUAL 2015 6 ₦	EXPENDITURE FOR 2015 7 ₦	REVISED 2015 8 ₦
20000000	RECURRENT EXPENDITURE					
03 - LAW & JUSTICE SECTOR						
CODE:- 0326001 CODE NAME : MINISTRY OF JUSTICE						
22020404	Maintenance of Office/IT Equipments					
22020405	Maintenance of Plant/Generators					
22020406	Other Maintenance Services					
220205	TRAINING - GENERAL	17,500,000	11,666,667	365,100	17,235,900	17,601,000
22020501	Local Training/Law Retreat	5,500,000	3,666,667	365,100	5,235,900	5,601,000
22020502	International Training	0	-	-	-	-
22020503	Seminars, Workshop, National/State Council and Conferences	12,000,000	8,000,000	-	12,000,000	12,000,000
220206	OTHER SERVICES - GENERAL	-	-	-	-	-
22020605	Cleaning & Fumigation Services					
220207	CONSULTING & PROFESSIONAL SERVICE	11,000,000	7,333,333	-	8,500,000	8,500,000
22020701	Financial Consulting					
22020702	Information Technology Consulting					
22020703	Legal Service	11,000,000	7,333,333	-	8,500,000	8,500,000
22020704	Engineering Services					
220208	FUEL & LUBRICANT - GENERAL	-	-	-	-	-
22020801	Motor Vehicle Fuel Cost					
22020802	Plant/Generator Fuel Cost					
220210	MISCELLANEOUS EXPENSES - GENERAL	106,946,667	71,297,778	29,769,000	64,231,000	94,000,000
22021001	Refreshment & Meals	2,000,000	1,333,333	450,000	1,350,000	1,800,000
22021002	Honorarium & Outfit Allowance	30,900,000	20,600,000	-	27,000,000	27,000,000
22021003	Publicity & Advertisements					
22021006	Postages & Courier Services					
22021007	Welfare Package	10,000,000	6,666,667	-	7,000,000	7,000,000
22021008	Subscription to Professional Bodies	9,146,667	6,097,778	9,491,000	209,000	9,700,000
22021014	Annual Budget Expenses & Administration	200,000	133,333	28,000	272,000	300,000
22021022	Incidental Expenses	2,600,000	1,733,333	-	2,600,000	2,600,000
22021027	Committee & Commission	0	-	-	-	-

KWARA STATE REVISED ESTIMATES, 2015

RECURRENT REVISED EXPENDITURE

ADMIN/ ECONOMIC CODE	ORGANISATION NAME	APPROVED ESTIMATES	EXPECTED 8 MONTHS EXPENDITURE	ACTUAL EXPENDITURE CASH BACKED AS AT 31/8/2015	EXPENDITURE FOR THE NEXT 4 MONTHS (SEPTEMBER - DEC.)	REVISED ESTIMATES
		2015	2015	2015	2015	2015
20000000	RECURRENT EXPENDITURE					
1	2	4	5	6	7	8
		₦	₦	₦	₦	₦
03 - LAW & JUSTICE SECTOR						
CODE:- 0326001 CODE NAME : MINISTRY OF JUSTICE						
22021029	Adminstrative Charges	2,500,000	1,666,667	-	2,500,000	2,500,000
22021051	Judgement Sums & Damages	5,000,000	3,333,333	-	500,000	500,000
22021052	Prosecution of Cases (Criminal & Civil)	3,000,000	2,000,000	-	1,000,000	1,000,000
22021053	Alternate Dispute Resolution Center (Mediation)	4,000,000	2,666,667	1,500,000	2,500,000	4,000,000
22021054	Public Defender	4,000,000	2,666,667	1,500,000	2,500,000	4,000,000
22021055	Perogative of Mercy	3,600,000	2,400,000	1,800,000	1,800,000	3,600,000
22021056	Justice Sector Reform	30,000,000	20,000,000	15,000,000	15,000,000	30,000,000
	TOTAL FOR CODE 0326001	234,622,142	156,414,762	92,841,174	131,735,262	224,576,436

KWARA STATE REVISED ESTIMATES, 2015
CAPITAL EXPENDITURE - NON AIDS AND GRANTS

Expenditure Code	Details of Expenditure	Approved Estimates 2015	Expected 8 Months Estimate 2015	Actual Expenditure as at August 2015	Expected Estimate for the next 4 Months (Sept.-Dec.) 2015	Revised Estimates 2015
1	2	3	4	5	6	7
23	CAPITAL EXPENDITURE					
0326001	<i>Ministry of Justice</i>					
2301	Fixed Assets Purchase					
230101	Purchase of Fixed Assets - General					
23010104	Purchase of Motor Cycles (20 No. for Bailiff)	2,500,000	1,666,667	-	2,500,000	2,500,000
23010105	Purchase of Motor Vehicles (Toyota & Hillux)	253,000,000	168,666,667	-	253,000,000	253,000,000
23010108	Purchase of Buses (1 No. 18 Seater)	10,000,000	6,666,667	-	10,000,000	10,000,000
23010112	Purchase of Office Furniture & Fittings	9,300,000	6,200,000	-	9,300,000	9,300,000
23010113	Purchase of Computer (7 Nos. Arabic & English Computer.)	1,000,000	666,667	-	1,000,000	1,000,000
23010115	Purchase of Photocopying Machines. (7 nos)	1,000,000	666,667	-	1,000,000	1,000,000
23010119	Purchase of Power Generating Set	19,500,000	13,000,000	-	19,500,000	19,500,000
23010125	Purchase of Library Books & Equipment (Law Books)	8,000,000	5,333,333	-	8,000,000	8,000,000
23010141	Purchase of Office Equipment	11,562,500	7,708,333	-	11,562,500	11,562,500
	Sub-Total	315,862,500	210,575,000	-	315,862,500	315,862,500
2302	Construction/Provision					
230201	Construction/Provision of Fixed Assets - General					
23020101	Construction of Office Building	190,000,000	126,666,667	-	190,000,000	190,000,000
23020160	Construction of Court Rooms	45,562,500	30,375,000	-	45,562,500	45,562,500
23020300	Contractual Obligation for on-going projects	-	-	-	-	-
	Sub-Total	235,562,500	157,041,667	-	235,562,500	235,562,500
2303	Rehabilitation/Repairs					
230301	Rehabilitation/Repairs of Fixed Assets - General					
23030101	Rehabilitation of Residential Building (Shari'ah Guest Quarters)	1,000,000	666,667	-	1,000,000	1,000,000

KWARA STATE REVISED ESTIMATES, 2015
CAPITAL EXPENDITURE - NON AIDS AND GRANTS

Expenditure Code	Details of Expenditure	Approved Estimates 2015	Expected 8 Months Estimate 2015	Actual Expenditure as at August 2015	Expected Estimate for the next 4 Months (Sept.-Dec.) 2015	Revised Estimates 2015
1	2	3	4	5	6	7
23	CAPITAL EXPENDITURE					
0326001	Ministry of Justice					
23030121	Rehabilitation of Office Building (4 Magistrates Court, 5 Area Courts and 1 High Court Building - Share, Shonga, Afon & Kaima)	25,000,000	16,666,667	-	25,000,000	25,000,000
23030146	Rehabilitation of High Court Ilorin	12,500,000	8,333,333	-	12,500,000	12,500,000
	Sub-Total	38,500,000	25,666,667	-	38,500,000	38,500,000
2305	Other Capital Projects					
230501	Acquisition of Non Tangible Assets					
23050102	Computer Software Acquisition	22,500,000	15,000,000	-	22,500,000	22,500,000
23050183	Update of Law of Kwara State	15,000,000	10,000,000	-	15,000,000	15,000,000
	Sub-Total	37,500,000	25,000,000	-	37,500,000	37,500,000
	Total	627,425,000	418,283,333	-	627,425,000	627,425,000

KWARA STATE REVISED ESTIMATES, 2015
CAPITAL EXPENDITURE - COFOG

Function Code	Details of Expenditure	Approved Estimates 2015	Expected 8 Months Estimate 2015	Actual Expenditure as at August 2015	Expected Estimate for the next 4 Months (Sept.-Dec.) 2015	Revised Estimates 2015
1	2	3	4	5	6	7
23	CAPITAL EXPENDITURE BASED ON FUNCTION					
0326001	<i>Ministry of Justice</i>					
703	Public Order and Safety					
7031	Police Services					
7032	Fire-Protection Services					
7033	Law Courts					
7034	Prisons					
7035	R & D Public Order and Safety					
7036	Public Order and Safety N.E.C	627,425,000	418,283,333	-	627,425,000	627,425,000
7037	Economic Affairs					
	Non-Aids and Grants	627,425,000	418,283,333	-	627,425,000	627,425,000

KWARA STATE REVISED ESTIMATES, 2015

RECURRENT REVENUE DETAILS

Economic Code No.	Details of Revenue	Approved Estimates	Expected 8 Months Collection Jan. - August	Total Actual Revenue Collection as at 31/08/2015	Expected 4 Months Collection Sept. - Dec.	Revised Estimates
		2015	2015	2015	2015	2015
1	2	4	5	6	7	6 + 7 = 8
0326002	JUDICIARY (HIGH COURT OF JUSTICE)					
12020400	CODE NAME: FEES - GENERAL					
12020401	Non-Refundable Contract Processing Fees	50,000	33,333	0	0	
12020409	Courts Fees (High Court and Magistrate Courts)	12,000,000	8,000,000	2,052,251	1,947,749	4,000,000
12020410	Court Fees (Area Courts)	8,000,000	5,333,333	1,484,347	1,123,880	2,608,227
	Sub-Total	20,050,000	13,366,667	3,536,598	3,071,629	6,608,227
12020500	CODE NAME: FINES - GENERAL					
12020501	Court Fine (High Court and Magistrate)	2,500,000	1,666,667	143,170	126,000	269,170
12020502	Court Fine (Area Court)	1,500,000	1,000,000	611,150	338,850	950,000
	Sub-Total	4,000,000	2,666,667	754,320	464,850	1,219,170
	TOTAL FOR: CODE 0326002- JUDICIARY (HIGH COURT)	24,050,000	16,033,333	4,290,918	3,536,479	7,827,397

KWARA STATE REVISED ESTIMATES, 2015

RECURRENT REVISED EXPENDITURE

ADMIN/ ECONOMIC CODE	ORGANISATION NAME	APPROVED	EXPECTED 8	ACTUAL	EXPENDITURE FOR	REVISED
		ESTIMATES	MONTHS	EXPENDITURE	THE NEXT 4	ESTIMATES
		2015	2015	CASH BACKED AS AT 31/8/2015 2015	MONTHS (SEPTEMBER - DEC.) 2015	2015
20000000	RECURRENT EXPENDITURE					
1	2	4	5	6	7	8
		₦	₦	₦	₦	₦
03 - LAW & JUSTICE SECTOR						
<i>CODE:-0326002 CODE NAME : JUDICIARY (HIGH COURT OF JUSTICE)</i>						
21	Personnel Cost	500,000,000	333,333,333	303,447,757	228,309,592	531,757,349
210101	SALARIES & WAGES		-		-	
21010101	Salaries	500,000,000	333,333,333	303,447,757	228,309,592	531,757,349
2202	OVERHEAD COST	202,843,650	135,229,100	60,566,744	180,143,176	240,709,920
220201	TRAVEL AND TRANSPORT	8,906,700	5,937,800	2,150,600	6,756,100	8,906,700
22020101	Local Travel and Transport	8,906,700	5,937,800	2,150,600	6,756,100	8,906,700
22020104	International Travel and Transport: Others	-	-	-	-	-
220202	UTILITIES - GENERAL	6,988,524	4,659,016	5,382,090	5,127,385	10,509,475
22020201	Electricity Charges	5,027,858	3,351,905	3,983,955	3,439,441	7,423,396
22020202	Telephone Charges	1,960,666	1,307,111	1,398,135	1,687,944	3,086,079
22020203	Internet Access Charges	-	-	-	-	-
22020204	Satellite Broadcasting Access Charges	-	-	-	-	-
22020205	Water Rates	-	-	-	-	-
220203	MATERIALS & SUPPLIES - GENERAL	13,222,395	8,814,930	5,508,316	9,677,413	15,185,729
22020301	Office Stationeries/Computer Consumable	5,589,945	3,726,630	2,011,376	3,881,143	5,892,519
22020302	Books Purchase (Law Report of Kwara State)	1,380,000	920,000	10,000	1,370,000	1,380,000
22020303	Newspapers	1,988,450	1,325,633	1,823,700	1,496,721	3,320,421
22020304	Magazines & Periodicals	1,000,000	666,667	240,000	760,001	1,000,001
22020305	Printing of Non Security Documents	1,764,000	1,176,000	1,423,240	669,548	2,092,788
22020307	Drugs & Medical Supplies	-	-	-	-	-
22020308	Field & Camping Materials Supplies	-	-	-	-	-
22020309	Uniforms & Other Clothing	1,500,000	1,000,000	-	1,500,000	1,500,000

KWARA STATE REVISED ESTIMATES, 2015
RECURRENT REVISED EXPENDITURE

ADMIN/ ECONOMIC CODE	ORGANISATION NAME	APPROVED ESTIMATES	EXPECTED 8 MONTHS EXPENDITURE	ACTUAL EXPENDITURE CASH BACKED AS AT	EXPENDITURE FOR THE NEXT 4 MONTHS (SEPTEMBER - DEC.)	REVISED ESTIMATES
		2015	2015	31/8/2015 2015	2015	2015
1	2	4	5	6	7	8
		₦	₦	₦	₦	₦
20000000	RECURRENT EXPENDITURE					
03 - LAW & JUSTICE SECTOR						
CODE:-0326002 CODE NAME : JUDICIARY (HIGH COURT OF JUSTICE)						
220204	MAINTENANCE SERVICES - GENERAL	11,685,192	7,790,128	4,185,797	19,104,534	23,290,331
22020401	Maintenance of Motor Vehicle/Transport Equipment	2,771,142	1,847,428	1,415,307	2,932,294	4,347,601
22020402	Maintenance of Office Furniture	2,781,981	1,854,654	889,565	1,892,417	2,781,982
22020403	Maintenance of Office Building/Residential Qtrs	2,585,174	1,723,449	333,066	2,252,109	2,585,175
22020404	Maintenance of Office/IT Equipments	1,296,895	864,597	644,542	8,481,628	9,126,170
22020405	Maintenance of Plant/Generators	1,000,000	666,667	351,732	847,671	1,199,403
22020406	Other Maintenance Services	1,250,000	833,333	551,585	698,415	1,250,000
220205	TRAINING - GENERAL	16,845,813	11,230,542	14,485,325	32,580,909	47,066,234
22020501	Local Training	7,540,000	5,026,667	2,037,600	11,764,400	13,802,000
22020502	International Training	9,305,813	6,203,876	12,447,725	30,278,509	42,726,234
220206	OTHER SERVICES - GENERAL	4,565,615	3,043,743	3,476,150	1,769,528	5,245,678
22020601	Security Expenses	4,081,265	2,720,843	3,454,400	1,306,927	4,761,327
22020605	Cleaning & Fumigation Services	484,350	322,900	21,750	462,601	484,351
220207	CONSULTING & PROFESSIONAL SERVICES GENERAL	102,003	68,002	-	102,003	102,003
22020701	Financial Consulting	-	-	-	-	-
22020702	Information Technology Consulting	102,003	68,002	-	102,003	102,003
22020703	Legal Service	-	-	-	-	-
22020704	Engineering Services	-	-	-	-	-
220208	FUEL & LUBRICANT - GENERAL	15,799,500	10,533,000	10,416,800	5,468,542	15,885,342
22020801	Motor Vehicle Fuel Cost	5,799,500	3,866,333	3,241,800	2,557,700	5,799,500
22020803	Plant/Generator Fuel Cost	10,000,000	6,666,667	7,175,000	2,910,842	10,085,842

**KWARA STATE REVISED ESTIMATES, 2015
RECURRENT REVISED EXPENDITURE**

ADMIN/ ECONOMIC CODE	ORGANISATION NAME	APPROVED ESTIMATES	EXPECTED 8 MONTHS EXPENDITURE	ACTUAL EXPENDITURE CASH BACKED AS AT 31/8/2015 2015	EXPENDITURE FOR THE NEXT 4 MONTHS (SEPTEMBER - DEC.) 2015	REVISED ESTIMATES 2015
20000000	RECURRENT EXPENDITURE	2015	2015	2015	2015	2015
1	2	4	5	6	7	8
		₦	₦	₦	₦	₦
03 - LAW & JUSTICE SECTOR						
CODE:-0326002 CODE NAME : JUDICIARY (HIGH COURT OF JUSTICE)						
220210	MISCELLANEOUS EXPENSES - GENERAL	124,727,908	83,151,939	14,961,666	99,556,762	114,518,428
22021001	Refreshment & Meals	2,500,000	1,666,667	2,312,500	541,167	2,853,667
22021002	Honorarium & Sitting Allowance	100,000,000	66,666,667	9,178,047	63,796,806	72,974,853
22021003	Publicity & Advertisements	811,100	540,733	15,000	796,100	811,100
22021006	Postages & Courier Services	2,416,808	1,611,205	1,562,319	854,489	2,416,808
22021007	Welfare Package	7,000,000	4,666,667	1,242,800	5,757,200	7,000,000
22021008	Subscription to Professional Bodies	500,000	333,333	-	500,000	500,000
22021009	Sporting Activities	-	-	-	-	-
22021014	Annual Budget Expenses & Administration	2,000,000	1,333,333	458,000	1,542,000	2,000,000
22021021	Special Day/Celebrations	4,000,000	2,666,667	193,000	3,807,000	4,000,000
22021023	Operational Expenses	-	-	-	-	-
22021051	Judgement sum & Damages	5,000,000	3,333,333	-	5,000,000	5,000,000
22021057	Body of Benchers and out fit yearly contributions	500,000	333,333	-	500,000	500,000
	TOTAL FOR CODE 0326002	702,843,650	468,562,434	364,014,501	408,452,768	772,467,269

KWARA STATE REVISED ESTIMATES, 2015

RECURRENT REVENUE DETAILS

Economic Code No.	Details of Revenue	Approved Estimates	Expected 8 Months Collection Jan. - August	Total Actual Revenue Collection as at 31/08/2015	Expected 4 Months Collection Sept. - Dec.	Revised Estimates
		2015	2015	2015	2015	2015
		4	5	6	7	6 + 7 = 8
0326003	JUDICIARY (SHARIA COURT OF APPEAL)					
12020400	CODE NAME: FEES - GENERAL					
12020478	Court Fees, Oath Affidavit	370,000	246,667	157,450	95,100	252,550
12020479	Marriage Certificate Fees	81,000	54,000	61,500	13,500	75,000
12020401	Contract Documents Non-Refundable Fees	0	0	0	0	0
12020480	Estate Distribution Fees	300,000	200,000	264,500	57,500	322,000
	Sub-Total	751,000	500,667	483,450	166,100	649,550
	TOTAL FOR: CODE 0326002- JUDICIARY (SHARIA COURT)	751,000	500,667	483,450	166,100	649,550

KWARA STATE REVISED ESTIMATES, 2015
RECURRENT REVISED EXPENDITURE

ADMIN/ ECONOMIC CODE	ORGANISATION NAME	APPROVED	EXPECTED 8	ACTUAL	EXPENDITURE FOR	REVISED
		ESTIMATES	MONTHS	EXPENDITURE	THE NEXT 4	ESTIMATES
		2015	2015	CASH BACKED AS AT 31/8/2015 2015	MONTHS (SEPTEMBER - DEC.) 2015	2015
20000000	RECURRENT EXPENDITURE					
1	2	4	5	6	7	8
		₦	₦	₦	₦	₦
03 - LAW & JUSTICE SECTOR						
CODE:-0326003 CODE NAME : JUDICIARY (SHARIA COURT OF APPEAL)						
21	Personnel Cost	96,000,000	64,000,000	80,185,817	23,578,633	103,764,450
210101	SALARIES & WAGES					
21010101	Salaries	96,000,000	64,000,000	80,185,817	23,578,633	103,764,450
2202	OVERHEAD COST	44,719,162	29,812,775	16,265,851	27,533,041	43,798,892
220201	TRAVEL AND TRANSPORT	9,951,561	6,634,374	2,537,000	11,084,554	13,621,554
22020101	Local Travel and Transport	9,951,561	6,634,374	2,537,000	11,084,554	13,621,554
22020104	International Travel and Transport: Others	-	-	-	-	-
220202	UTILITIES - GENERAL	1,606,282	1,070,855	881,000	569,285	1,450,285
22020201	Electricity Charges	1,606,282	1,070,855	881,000	569,285	1,450,285
22020202	Telephone Charges	-	-	-	-	-
22020203	Internet Access Charges	-	-	-	-	-
22020204	Satellite Broadcasting Access Charges	-	-	-	-	-
22020205	Water Rates	-	-	-	-	-
220203	MATERIALS & SUPPLIES - GENERAL	10,162,500	6,775,000	4,922,090	2,373,577	7,295,667
22020301	Office Stationeries/Computer Consumable	1,830,400	1,220,267	1,065,590	588,977	1,654,567
22020302	Books	110,000	73,333	102,500	57,500	160,000
22020303	Newspapers	200,000	133,333	132,900	67,100	200,000
22020304	Magazines & Periodicals	89,600	59,733	57,600	30,000	87,600
22020305	Printing and Publication of Non Security Documents	2,282,500	1,521,667	1,563,500	550,000	2,113,500
22020309	Uniforms & Other Clothing	5,650,000	3,766,667	2,000,000	1,080,000	3,080,000
220204	MAINTENANCE SERVICES - GENERAL	5,545,500	3,697,000	3,856,761	1,118,389	4,975,150
22020401	Maintenance of Motor Vehicle/Transport Equipment	2,333,300	1,555,533	1,720,800	347,208	2,068,008
22020402	Maintenance of Office Furniture	1,541,500	1,027,667	867,961	368,481	1,236,442

KWARA STATE REVISED ESTIMATES, 2015

RECURRENT REVISED EXPENDITURE

ADMIN/ ECONOMIC CODE	ORGANISATION NAME	APPROVED ESTIMATES	EXPECTED MONTHS EXPENDITURE	ACTUAL EXPENDITURE CASH BACKED AS AT 31/8/2015	EXPENDITURE FOR THE NEXT 4 MONTHS (SEPTEMBER - DEC.)	REVISED ESTIMATES
		2015	2015	2015	2015	2015
1	2	4	5	6	7	8
		₦	₦	₦	₦	₦
20000000	RECURRENT EXPENDITURE					
03 - LAW & JUSTICE SECTOR						
CODE:-0326003 CODE NAME : JUDICIARY (SHARIA COURT OF APPEAL)						
22020403	Maintenance of Building & Residential QTRS	500,000	333,333	431,500	68,500	500,000
22020404	Maintenance of Office/IT Equipments	500,000	333,333	385,000	115,000	500,000
22020405	Maintenance of Plant/Generators	470,700	313,800	321,500	149,200	470,700
22020406	Other Maintenance Services	200,000	133,333	130,000	70,000	200,000
220205	TRAINING - GENERAL	4,000,000	2,666,667	-	3,000,000	3,000,000
22020501	Local Training	-	-	-	-	-
22020502	International Training	4,000,000	2,666,667	-	3,000,000	3,000,000
220206	OTHER SERVICES - GENERAL	759,000	506,000	580,500	381,250	961,750
22020601	Security Expenses	759,000	506,000	580,500	381,250	961,750
22020605	Cleaning & Fumigation Services	-	-	-	-	-
220207	CONSULTING & PROFESSIONAL SERVICES GENERAL	-	-	-	-	-
22020701	Financial Consulting	-	-	-	-	-
22020702	Information Technology Consulting	-	-	-	-	-
22020703	Legal Services	-	-	-	-	-
22020704	Engineering Services	-	-	-	-	-
220208	FUEL & LUBRICANT - GENERAL	905,000	603,333	680,000	225,000	905,000
22020801	Motor Vehicle Fuel Cost	405,000	270,000	275,000	130,000	405,000
22020803	Plant/Generator Fuel Cost	500,000	333,333	405,000	95,000	500,000
220210	MISCELLANEOUS EXPENSES - GENERAL	11,789,319	7,859,546	2,808,500	8,780,986	11,589,486
22021001	Refreshment & Meals	2,500,000	1,666,667	1,458,500	841,667	2,300,167
22021002	Honorarium & Sitting Allowance	7,229,319	4,819,546	-	7,229,319	7,229,319
22021003	Publicity & Advertisements	210,000	140,000	150,000	60,000	210,000
22021006	Postages & Courier Services	-	-	-	-	-

KWARA STATE REVISED ESTIMATES, 2015
RECURRENT REVISED EXPENDITURE

ADMIN/ ECONOMIC CODE	ORGANISATION NAME	APPROVED ESTIMATES	EXPECTED 8 MONTHS EXPENDITURE	ACTUAL EXPENDITURE CASH BACKED AS AT 31/8/2015 2015	EXPENDITURE FOR THE NEXT 4 MONTHS (SEPTEMBER - DEC.) 2015	REVISED ESTIMATES 2015
1	2	4	5	6	7	8
		₦	₦	₦	₦	₦
20000000	RECURRENT EXPENDITURE	2015	2015	2015	2015	2015
03 - LAW & JUSTICE SECTOR						
CODE:-0326003 CODE NAME : JUDICIARY (SHARIA COURT OF APPEAL)						
22021007	Welfare Package	1,050,000	700,000	700,000	350,000	1,050,000
22021014	Annual Budget Expenses	50,000	33,333	-	50,000	50,000
22021021	Special Day/Celebrations /Legal Year	750,000	500,000	500,000	250,000	750,000
22021022	Incidental Expenses	-	-	-	-	-
TOTAL FOR CODE 0326003		140,719,162	93,812,775	96,451,668	51,111,674	147,563,342

KWARA STATE REVISED ESTIMATES, 2015
RECURRENT REVENUE DETAILS

Economic Code No.	Details of Revenue	Approved Estimates	Expected	Total Actual	Expected	Revised Estimates
		2015	8 Months Collection Jan. - August	Revenue Collection as at 31/08/2015	4 Months Collection Sept. - Dec.	2015
1	2	4	5	6	7	6 + 7 = 8
0513001	MINISTRY OF SPORTS & YOUTH DEVELOPMENT					
12020400	CODE NAME: FEES - GENERAL					
12020401	Contract Non-Refundable Processing Fees	0	0	0	0	0
12020434	Registration of Youth, Voluntary Organisation Fees	300,000	200,000	103,000	47,000	150,000
12020435	Fees on the use of Yikpata Camp.	100,000	66,667	60,000	40,000	100,000
12020436	Fees on Camp Market Yikpata NYSC Camp	150,000	100,000	0	50,000	50,000
12020437	Gate-Taking Fees for National and International Matches	50,000	33,333	40,000	60,000	100,000
12020438	Sports Development Levy on Contracts	0	0	0	0	0
12020439	Registration of Youth Sport Association	45,000	30,000	10,000	8,000	18,000
12020427	Administrative Charges Fees	37,000	24,667	13,000	24,000	37,000
	Sub-Total	682,000	454,667	226,000	229,000	455,000
	TOTAL FOR: CODE 0513001- MIN. OF SPORTS & YOUTH	682,000	454,667	226,000	229,000	455,000

KWARA STATE REVISED ESTIMATES, 2015
RECURRENT REVISED EXPENDITURE

ADMIN/ ECONOMIC CODE	ORGANISATION NAME	APPROVED ESTIMATES	EXPECTED 8 MONTHS EXPENDITURE	ACTUAL EXPENDITURE CASH BACKED AS AT 31/8/2015	EXPENDITURE FOR THE NEXT 4 MONTHS (SEPTEMBER - DEC.)	REVISED ESTIMATES
		2015	2015	2015	2015	2015
1	2	4	5	6	7	8
		₦	₦	₦	₦	₦
20000000	RECURRENT EXPENDITURE					
05 - SOCIAL SECTOR						
CODE:- 0513001 CODE NAME : MINISTRY OF SPORTS & YOUTH DEVELOPMENT						
21	Personnel Cost	17,432,654	11,621,769	13,544,838	6,972,419	20,517,257
210101	SALARIES & WAGES	-	-	-	-	-
21010101	Salaries	17,432,654	11,621,769	13,544,838	6,972,419	20,517,257
2202	OVERHEAD COST	47,734,933	31,823,289	7,537,000	41,953,601	49,490,601
220201	TRAVEL AND TRANSPORT - GENERAL	772,000	514,667	292,000	250,000	542,000
22020101	Local Travel and Transport	772,000	514,667	292,000	250,000	542,000
22020103	International Travel and Transport	-	-	-	-	-
220202	UTILITIES - GENERAL	-	-	-	-	-
22020201	Electricity Charges	-	-	-	-	-
22020202	Telephone Charges	-	-	-	-	-
22020203	Internet Access Charges	-	-	-	-	-
22020204	Satellite Broadcasting Access Charges	-	-	-	-	-
22020205	Water Rates	-	-	-	-	-
220203	MATERIALS & SUPPLIES - GENERAL	1,100,000	733,333	225,000	555,000	780,000
22020301	Office Stationeries/Computer Consumables	400,000	266,667	45,000	225,000	270,000
22020302	Books	-	-	-	-	-
22020303	Newspapers	500,000	333,333	120,000	200,000	320,000
22020304	Magazines & Periodicals	100,000	66,667	-	100,000	100,000
22020305	Printing of Non Security Documents	100,000	66,667	60,000	30,000	90,000
220204	MAINTENANCE SERVICES - GENERAL	1,593,333	1,062,222	1,150,000	1,890,000	3,040,000
22020401	Maintenance of Motor Vehicle/Transport Equipment	500,000	333,333	390,000	650,000	1,040,000
22020402	Maintenance of Office Furniture	500,000	333,333	360,000	840,000	1,200,000
22020403	Maintenance of Building & Residential QTRS	-	-	-	-	-

KWARA STATE REVISED ESTIMATES, 2015

RECURRENT REVISED EXPENDITURE

ADMIN/ ECONOMIC CODE	ORGANISATION NAME	APPROVED ESTIMATES	EXPECTED 8 MONTHS EXPENDITURE	ACTUAL EXPENDITURE CASH BACKED AS AT 31/8/2015	EXPENDITURE FOR THE NEXT 4 MONTHS (SEPTEMBER - DEC.)	REVISED ESTIMATES
		2015	2015	2015	2015	2015
20000000	RECURRENT EXPENDITURE					
1	2	4	5	6	7	8
		₦	₦	₦	₦	₦
05 - SOCIAL SECTOR						
CODE:- 0513001 CODE NAME : MINISTRY OF SPORTS & YOUTH DEVELOPMENT						
22020404	Maintenance of Office/IT Equipments	-	-	-	-	-
22020405	Maintenance of Plant/Generators	180,000	120,000	-	180,000	180,000
22020406	Other Maintenance Services	413,333	275,556	400,000	220,000	620,000
22020412	Maintenance of Markets/Public Places	-	-	-	-	-
220205	TRAINING - GENERAL	818,667	545,778	520,000	1,480,000	2,000,000
22020501	Local Training	-	-	-	-	-
22020502	International Training	-	-	-	-	-
22020503	Seminars, Workshop and Conferences	818,667	545,778	520,000	1,480,000	2,000,000
220206	OTHER SERVICES - GENERAL	2,000,000	1,333,333	950,000	1,000,000	1,950,000
22020601	Security Services	-	-	-	-	-
22020605	Cleaning & Fumigation Services	2,000,000	1,333,333	950,000	1,000,000	1,950,000
220207	CONSULTING & PROFESSIONAL SERVICES - GENERAL	-	-	-	-	-
22020701	Financial Consulting	-	-	-	-	-
22020702	Information Technology Consulting	-	-	-	-	-
22020703	Legal Services	-	-	-	-	-
22020704	Engineering Services	-	-	-	-	-
220208	FUEL & LUBRICANTS - GENERAL	-	-	-	100,000	100,000
22020801	Motor Vehicle Fuel Cost	-	-	-	50,000	50,000
22020803	Plant/Generator Fuel Cost	-	-	-	50,000	50,000
220210	MISCELLANEOUS EXPENSES - GENERAL	41,450,933	27,633,956	4,400,000	36,678,601	41,078,601
22021001	Refreshment & Meals	0	-	-	-	-
22021003	Publicity & Advertisements	-	-	-	200,000	200,000

KWARA STATE REVISED ESTIMATES, 2015
RECURRENT REVISED EXPENDITURE

ADMIN/ ECONOMIC CODE	ORGANISATION NAME	APPROVED ESTIMATES	EXPECTED 8 MONTHS EXPENDITURE	ACTUAL EXPENDITURE CASH BACKED AS AT 31/8/2015	EXPENDITURE FOR THE NEXT 4 MONTHS (SEPTEMBER - DEC.)	REVISED ESTIMATES
		2015	2015	2015	2015	2015
20000000	RECURRENT EXPENDITURE					
1	2	4	5	6	7	8
		₦	₦	₦	₦	₦
05 - SOCIAL SECTOR						
CODE:- 0513001 CODE NAME : MINISTRY OF SPORTS & YOUTH DEVELOPMENT						
22021006	Postages & Courier Services	-	-	-	-	-
22021007	Welfare Packages	-	-	-	-	-
22021009	Sporting Activities	34,352,267	22,901,511	4,400,000	29,952,267	34,352,267
22021014	Annual Budget Expenses & Administration	-	-	-	20,000	20,000
22021021	Special Day	4,666,667	3,111,111	-	4,666,667	4,666,667
22021022	Incidental Expenses	100,000	66,667	-	100,000	100,000
22021027	Committee & Commission	-	-	-	100,000	100,000
22021030	Youth Programme/Activities	2,332,000	1,554,667	-	1,639,667	1,639,667
	TOTAL FOR CODE 0513001	65,167,587	43,445,058	21,081,838	48,926,020	70,007,858
220501	SUBSIDY GENERAL	265,501,444	177,000,963	68,141,064	197,360,380	265,501,444
0513011	Kwara State Sports Council, Ilorin	33,543,444	22,362,296	13,158,969	20,384,475	33,543,444
0513012	Kwara United Football Club	231,958,000	154,638,667	54,982,095	176,975,905	231,958,000
0513013	Kwara State Football Academy	-	-	-	-	-

KWARA STATE REVISED ESTIMATES, 2015
CAPITAL EXPENDITURE - NON AIDS AND GRANTS

Expenditure Code	Details of Expenditure	Approved Estimates 2015	Expected 8 Months Estimate 2015	Actual Expenditure as at August 2015	Expected Estimate for the next 4 Months (Sept.-Dec.) 2015	Revised Estimates 2015
1	2	3	4	5	6	7
23	CAPITAL EXPENDITURE					
0513001	<i>Ministry of Sports and Youth Development</i>					
2301	Fixed Assets Purchase					
230101	Purchase of Fixed Assets - General					
23010142	Purchase of Slashers, Mowers & Tractor	5,000,000	3,333,333	-	5,000,000	5,000,000
	Sub-Total	5,000,000	3,333,333	-	5,000,000	5,000,000
2302	Construction/Provision					
230201	Construction/Provision of Fixed Assets - General					
23020112	Provision of Sporting Facilities	90,315,610	60,210,407	-	90,315,610	90,315,610
23020137	Construction of Fence (Stadium Fence (dilapidated part) at Kwara State Stadium Complex, Ilorin)	-	-	-	-	-
	Sub-Total	90,315,610	60,210,407	-	90,315,610	90,315,610
2303	Rehabilitation/Repairs					
230301	Rehabilitation/Repairs of Fixed Assets - General					
23030101	Rehabilitation of Residential Building (6 Hostels at NYSC Camp Yikpata)	25,373,000	16,915,333	-	25,373,000	25,373,000
23030111	Rehabilitation/Repairs of Sporting Facilities	435,373,500	290,249,000	-	318,673,500	318,673,500
23030148	Rehabilitation of Main Bowl Stadium Complex, Ilorin.	-	-	-	-	-
	Sub-Total	460,746,500	307,164,333	-	344,046,500	344,046,500
2305	Other Capital Projects					
230501	Acquisition of Non Tangible Assets					
23050168	International Sport Competition	-	-	-	-	-
	Sub-Total	-	-	-	-	-
	Total	556,062,110	370,708,073	-	439,362,110	439,362,110

KWARA STATE REVISED ESTIMATES, 2015
CAPITAL EXPENDITURE - COFOG

Function Code	Details of Expenditure	Approved Estimates 2015	Expected 8 Months Estimate 2015	Actual Expenditure as at August 2015	Expected Estimate for the next 4 Months (Sept.-Dec.) 2015	Revised Estimates 2015
1	2	3	4	5	6	7
23	CAPITAL EXPENDITURE BASED ON FUNCTION					
0513001	<i>Ministry of Sports and Youth Development</i>					
708	Recreation Culture and Religion					
7081	Recreation and Sporting Services	556,062,110	370,708,073	-	439,362,110	439,362,110
7082	Cultural Services					
7083	Broadcasting and Publishing Services					
7084	Religious and Other Community Services					
7085	R & D Recreation, Culture and Religion					
7086	Recreation, Culture and Religion N.E.C					
	Non-Aids and Grants	556,062,110	370,708,073	-	439,362,110	439,362,110

KWARA STATE REVISED ESTIMATES, 2015

RECURRENT REVENUE DETAILS

Economic Code No.	Details of Revenue	Approved Estimates	Expected 8 Months Collection Jan. - August	Total Actual Revenue Collection as at 31/08/2015	Expected 4 Months Collection Sept. - Dec.	Revised Estimates
		2015 4	2015 5	2015 6	2015 7	2015 6 + 7 = 8
0514001	MINISTRY OF WOMEN AFFAIRS					
12020400	CODE NAME: FEES - GENERAL					
12020439	Fees on Kiddies Centre	60,000	40,000	26,000	34,000	60,000
12020440	Fees on Creche at MOWA Hqrt.	200,000	133,333	100,800	99,200	200,000
12020441	Vocational Training Centre Fees (FSP Fate)	0	0	0	0	0
12020442	Registration of creches and day care centres	50,000	33,333	0	50,000	50,000
	Sub-Total	310,000	206,667	126,800	183,200	310,000
12020700	CODE NAME:- EARNING - GENERAL					
12020754	Earning from Multipurpose Youth Development Centre (Fate)	0	0	0	0	0
12020755	Earnings from Stella Obasanjo Multipurpose Hall	0	0	0	0	0
	Sub-Total	0	0	0	0	0
	CODE NAME - RENT ON GOVT. PROPERTY GENERAL					
12020800	GENERAL					
12020818	Rent on Payless Shops	60,000	40,000	0	60,000	60,000
12020819	Rent on Stella Obasanjo Multipurpose Restaurant/Swimming Pool	0	0	0	0	0
12020820	Rent on recreation facilities at SOMC	0	0	0	0	0
	Sub-Total	60,000	40,000	0	60,000	60,000
	TOTAL FOR: CODE 0514001- MINISTRY OF WOMEN AFFAIRS	370,000	246,667	126,800	243,200	370,000

KWARA STATE REVISED ESTIMATES, 2015
RECURRENT REVISED EXPENDITURE

ADMIN/ ECONOMIC CODE	ORGANISATION NAME	APPROVED ESTIMATES	EXPECTED 8 MONTHS EXPENDITURE	ACTUAL EXPENDITURE CASH BACKED AS AT	EXPENDITURE FOR THE NEXT 4 MONTHS (SEPTEMBER - DEC.)	REVISED ESTIMATES
		2015	2015	31/8/2015 2015	2015	2015
1	2	4	5	6	7	8
		₦	₦	₦	₦	₦
20000000	RECURRENT EXPENDITURE					
05 - SOCIAL SECTOR						
CODE:- 0514001 CODE NAME : MINISTRY OF WOMEN AFFAIRS						
21	Personnel Cost	279,468	186,312	177,983	88,991	266,974
2101	SALARIES & WAGES	-	-	-	-	-
210101	Salaries	279,468	186,312	177,983	88,991	266,974
2202	OVERHEAD COST	21,922,000	14,614,666	1,275,000	6,555,000	7,830,000
220201	TRAVEL AND TRANSPORT	4,545,333	3,030,222	-	1,000,000	1,000,000
22020101	Local Travel and Transport	4,545,333	3,030,222	-	1,000,000	1,000,000
22020104	International Travel and Transport: Others	-	-	-	-	-
220202	UTILITIES - GENERAL	-	-	-	-	-
22020201	Electricity Charges	-	-	-	-	-
22020202	Telephone Charges	-	-	-	-	-
22020203	Internet Access Charges	-	-	-	-	-
22020204	Satellite Broadcasting Access Charges	-	-	-	-	-
22020205	Water Rates	-	-	-	-	-
220203	MATERIALS & SUPPLIES - GENERAL	1,400,000	933,333	240,000	340,000	580,000
22020301	Office Stationeries/Computer Consumable	600,000	400,000	120,000	130,000	250,000
22020302	Books	-	-	-	-	-
22020303	Newspapers	600,000	400,000	120,000	130,000	250,000
22020304	Magazines & Periodicals	-	-	-	-	-
22020305	Printing of Non Security Documents	200,000	133,333	-	80,000	80,000
220204	MAINTENANCE SERVICES - GENERAL	1,650,000	1,100,000	320,000	330,000	650,000
22020401	Maintenance of Motor Vehicle/Transport Equipment	1,050,000	700,000	200,000	200,000	400,000
22020402	Maintenance of Office Furniture	600,000	400,000	120,000	130,000	250,000
22020403	Maintenance of Building & Residential QTRS	-	-	-	-	-

KWARA STATE REVISED ESTIMATES, 2015

RECURRENT REVISED EXPENDITURE

ADMIN/ ECONOMIC CODE	ORGANISATION NAME	APPROVED ESTIMATES	EXPECTED 8 MONTHS EXPENDITURE	ACTUAL EXPENDITURE CASH BACKED AS AT 31/8/2015	EXPENDITURE FOR THE NEXT 4 MONTHS (SEPTEMBER - DEC.)	REVISED ESTIMATES
		2015	2015	2015	2015	2015
20000000	RECURRENT EXPENDITURE					
1	2	4	5	6	7	8
		₦	₦	₦	₦	₦
05 - SOCIAL SECTOR						
CODE:- 0514001 CODE NAME : MINISTRY OF WOMEN AFFAIRS						
22020404	Maintenance of Office/IT Equipments	-	-	-	-	-
22020405	Maintenance of Plant/Generators	-	-	-	-	-
22020406	Other Maintenance Services	-	-	-	-	-
220205	TRAINING - GENERAL	-	-	-	-	-
22020501	Local Training	-	-	-	-	-
22020502	International Training	-	-	-	-	-
22020503	Seminars, Workshop, National/State Council and Conferences	-	-	-	-	-
220206	OTHER SERVICES - GENERAL	-	-	-	-	-
22020601	Security Expenses	-	-	-	-	-
22020605	Cleaning & Fumigation Services	-	-	-	-	-
220207	CONSULTING & PROFESSIONAL SERVICES GENERAL	-	-	-	-	-
22020701	Financial Consulting	-	-	-	-	-
22020702	Information Technology Consulting	-	-	-	-	-
22020703	Legal Service	-	-	-	-	-
22020704	Engineering Services	-	-	-	-	-
220208	FUEL & LUBRICANT - GENERAL	-	-	-	-	-
22020801	Motor Vehicle Fuel Cost	-	-	-	-	-
22020803	Plant/Generator Fuel Cost	-	-	-	-	-
220210	MISCELLANEOUS EXPENSES - GENERAL	14,326,666	9,551,111	715,000	4,885,000	5,600,000
22021001	Refreshment & Meals	1,020,000	680,000	200,000	300,000	500,000
22021003	Publicity & Advertisements	2,000,000	1,333,333	-	300,000	300,000
22021006	Postages & Courier Services	-	-	-	-	-
22021007	Welfare Package	600,000	400,000	65,000	135,000	200,000

KWARA STATE REVISED ESTIMATES, 2015
RECURRENT REVISED EXPENDITURE

ADMIN/ ECONOMIC CODE	ORGANISATION NAME	APPROVED ESTIMATES	EXPECTED 8 MONTHS EXPENDITURE	ACTUAL EXPENDITURE CASH BACKED AS AT 31/8/2015	EXPENDITURE FOR THE NEXT 4 MONTHS (SEPTEMBER - DEC.)	REVISED ESTIMATES
		2015	2015	2015	2015	2015
20000000	RECURRENT EXPENDITURE					
1	2	4	5	6	7	8
		₦	₦	₦	₦	₦
05 - SOCIAL SECTOR						
CODE:- 0514001 CODE NAME : MINISTRY OF WOMEN AFFAIRS						
22021014	Annual Budget Expenses & Administration	200,000	133,333			
22021015	Creche	73,333	48,889			
22021018	Gender					
22021021	Special Day/Celebrations	5,500,000	3,666,667		2,000,000	2,000,000
22021022	Incidental Expenses	133,333	88,889		100,000	100,000
22021023	Operational Expenses	4,800,000	3,200,000	450,000	2,050,000	2,500,000
	TOTAL FOR CODE 0514001	22,201,468	14,800,978	1,452,983	6,643,991	8,096,974

KWARA STATE REVISED ESTIMATES, 2015
CAPITAL EXPENDITURE - NON AIDS AND GRANTS

Expenditure Code	Details of Expenditure	Approved Estimates 2015	Expected 8 Months Estimate 2015	Actual Expenditure as at August 2015	Expected Estimate for the next 4 Months (Sept.-Dec.) 2015	Revised Estimates 2015
1	2	3	4	5	6	7
23	CAPITAL EXPENDITURE					
0514001	<i>Ministry of Women Affairs</i>					
2301	Fixed Assets Purchase					
230101	Purchase of Fixed Assets - General					
23010113	Purchase of Computers (for training & holiday camp for children from 16 LGAs of the State.)	2,000,000	1,333,333	-	833,333	833,333
23010141	Purchase of Office Equipment (Data Bank (Ministerial Lib)	1,000,000	666,667	-	416,667	416,667
	Sub-Total	3,000,000	2,000,000	-	1,250,000	1,250,000
2302	Construction/Provision					
230201	Construction/Provision of Fixed Assets - General					
23020161	Construction/Provision of Creches (Additional 1 nos in the 3 Senatorial Districts)	5,000,000	3,333,333	-	2,083,333	2,083,333
23020162	Construction of Drop-in-Shelter (for Victims of Trafficking and Repatriated Children and train them in various Vocational and after training Empowerment)	5,000,000	3,333,333	-	2,083,333	2,083,333
	Sub-Total	10,000,000	6,666,667	-	4,166,666	4,166,666
230301	Rehabilitation/Repairs of Fixed Assets - General					
230301	Rehabilitation/Repairs of Fixed Assets - General					
23030138	Rehabilitation/Resuscitation of Women Development Centres in the 16 LGAs of the State	8,000,000	5,333,333	-	3,333,333	3,333,333
23030149	Rehabilitation of the MWA's Conference Room	500,000	333,333	-	208,333	208,333
23030151	Rehabilitation of Shea Butter processing in the North senatorial district	2,000,000	1,333,333	-	833,334	833,334
	Sub-Total	10,500,000	7,000,000	-	4,375,000	4,375,000

KWARA STATE REVISED ESTIMATES, 2015
CAPITAL EXPENDITURE - NON AIDS AND GRANTS

Expenditure Code	Details of Expenditure	Approved Estimates 2015	Expected 8 Months Estimate 2015	Actual Expenditure as at August 2015	Expected Estimate for the next 4 Months (Sept.-Dec.) 2015	Revised Estimates 2015
1	2	3	4	5	6	7
23	CAPITAL EXPENDITURE					
0514001	Ministry of Women Affairs					
2305	Other Capital Projects					
230501	Acquisition of Non Tangible Assets					
23050101	Research and Development:- Skill acquisition in soap & candle making, tie & dye & groundnut oil production for women	2,000,000	1,333,333	-	833,333	833,333
23050103	Monitoring & Evaluation:- Mentoring Programme for School Children	1,000,000	666,667	-	416,667	416,667
23050104	Anniversaries/Celebrations:- Annual World Peace Day	1,000,000	666,667	-	416,667	416,667
23050106	Counterpart funds for International Donor Agencies and WOFFEE Loan	5,000,000	3,333,333	-	2,083,333	2,083,333
23050118	Support/Care for 1000 people living positive to HIV/AIDS	1,000,000	666,667	-	416,667	416,667
23050119	Training, Empowerment and Distribution of equipments to Orphans and Vulnerables Children (OVCs) in the 16 LGAs in the State	2,000,000	1,333,333	-	833,333	833,333
23050189	Knitting Programme for Women Empowerment	1,000,000	666,667	-	416,667	416,667
23050190	Micro Credit Loan for Women Coop. Groups and Procurement and distribution of Equipment	5,000,000	3,333,333	-	2,083,333	2,083,333
23050191	Empowerment of widows, provision of relief materials grant.	1,000,000	666,667	-	416,667	416,667
23050192	Dissemination of National Gender Policy and Implementation Strategy	500,000	333,333	-	208,333	208,333
23050193	Advocacy and Enlightenment on Women related health issues like Cancer, Menopause, Cervical Uterus, Breast Cancer, etc	1,000,000	666,667	-	416,667	416,667
23050194	Awareness programme on MDG and Seminars on control and reduction of maternal mortality	1,000,000	666,667	-	416,667	416,667
	Sub-Total	21,500,000	14,333,333	-	8,958,334	8,958,334
	Total	45,000,000	30,000,000	-	18,750,000	18,750,000

KWARA STATE REVISED ESTIMATES, 2015

CAPITAL EXPENDITURE - COFOG

Function Code	Details of Expenditure	Approved Estimates 2015	Expected 8 Months Estimate 2015	Actual Expenditure as at August 2015	Expected Estimate for the next 4 Months (Sept.-Dec.) 2015	Revised Estimates 2015
1	2	3	4	5	6	7
23	CAPITAL EXPENDITURE BASED ON FUNCTION					
0514001	<i>Ministry of Women Affairs</i>					
710	Social Protection					
7101	Sickness and Disability					
7102	Old Age					
7103	Survivors					
7104	Family and Children					
7105	Unemployment					
7106	Housing					
7107	Social Exclusion N.E.C					
7108	R & D Social Protection					
7109	Social Protection N.E.C	45,000,000	30,000,000	-	18,750,000	18,750,000
	Non-Aids and Grants	45,000,000	30,000,000	-	18,750,000	18,750,000

KWARA STATE REVISED ESTIMATES, 2015
RECURRENT REVENUE DETAILS

Economic Code No.	Details of Revenue	Approved Estimates	Expected 8 Months Collection Jan. - August	Total Actual Revenue Collection as at 31/08/2015	Expected 4 Months Collection Sept. - Dec.	Revised Estimates
		2015	2015	2015	2015	2015
1	2	4	5	6	7	6 + 7 =8
0517001	MINISTRY OF EDUCATION & HUMAN CAPITAL DEV.					
12020400	CODE NAME: FEES - GENERAL					
12020442	School Fees: Post Primary (Remitted)	0	0	0	0	0
12020443	Schools' Retention(Retained)	0	0	0	0	0
12020401	Contract Documents Non-Refundable Fees (including SUBEB)	2,600,000	1,733,333	2,660,000	1,440,000	4,100,000
12020444	Contract Registration Fees (including SUBEB)	12,520,000	8,346,667	1,100,000	1,800,000	2,900,000
12020445	Establishment/Renewal of Nursery/Primary and Post Primary Private Schools	17,100,000	11,400,000	15,030,000	3,160,000	18,190,000
12020446	Remedia Classes Fees	0	0	0	0	0
12020408	Registration of Artisans	75,000	50,000	12,500	0	12,500
	Sub-Total	32,295,000	21,530,000	18,802,500	6,400,000	25,202,500
12020700	CODE NAME - EARNING - GEN.					
12020756	Earning from B.E.C.E. (Basic Education Certificate Examination)	33,300,000	22,200,000	32,899,500	0	32,899,500
12020757	Earning from Teachers' Registration	20,000	13,333	0	0	0
12020758	Earning from Education Resource Centre	825,000	550,000	223,200	343,750	566,950
12020759	Earning from Internet System Services	100,000	66,667	0	100,000	100,000
12020760	Earnings from Rent of Library Halls.	400,000	266,667	220,000	85,000	305,000
	Sub-Total	34,645,000	23,096,667	33,342,700	528,750	33,871,450
	TOTAL FOR: CODE 0517001- MINISTRY OF EDUCATION & HUMAN CAPITAL DEV.	66,940,000	44,626,667	52,145,200	6,928,750	59,073,950

KWARA STATE REVISED ESTIMATES, 2015

RECURRENT REVISED EXPENDITURE

ADMIN/ ECONOMIC CODE	ORGANISATION NAME	APPROVED ESTIMATES	EXPECTED 8 MONTHS EXPENDITURE	ACTUAL EXPENDITURE CASH BACKED AS AT 31/8/2015	EXPENDITURE FOR THE NEXT 4 MONTHS (SEPTEMBER - DEC.)	REVISED ESTIMATES
		2015	2015	2015	2015	2015
		₦	₦	₦	₦	₦
20000000	RECURRENT EXPENDITURE					
1	2	4	5	6	7	8
		₦	₦	₦	₦	₦
05 - SOCIAL SECTOR						
CODE:- 0517001 CODE NAME : MINISTRY OF EDUCATION AND HUMAN CAPITAL DEVELOPMENT						
21	Personnel Cost	190,846,908	127,231,272	132,237,205	66,318,602	198,555,807
2101	SALARIES & WAGES	-	-	-	-	-
210101	Salaries	190,846,908	127,231,272	132,237,205	66,318,602	198,555,807
2202	OVERHEAD COST	409,350,133	272,900,089	48,503,000	212,628,000	373,531,000
220201	TRAVEL AND TRANSPORT	21,998,667	14,665,778	6,273,000	11,439,667	17,712,667
22020101	Local Travel and Transport	1,998,667	1,332,444	559,000	1,439,667	1,998,667
22020102	Local Travel and Transport: Others	20,000,000	13,333,333	5,714,000	10,000,000	15,714,000
22020104	International Travel and Transport: Others	-	-	-	-	-
220202	UTILITIES - GENERAL	-	-	-	-	-
22020201	Electricity Charges	-	-	-	-	-
22020202	Telephone Charges	-	-	-	-	-
22020203	Internet Access Charges	-	-	-	-	-
22020204	Satellite Broadcasting Access Charges	-	-	-	-	-
22020205	Water Rates	-	-	-	-	-
220203	MATERIALS & SUPPLIES - GENERAL	42,281,466	28,187,644	15,229,100	22,472,889	37,701,989
22020301	Office Stationeries/Computer Consumable	1,533,333	1,022,222	750,000	638,889	1,388,889
22020302	Books	-	-	-	-	-
22020303	Newspapers	600,000	400,000	150,000	375,000	525,000
22020304	Magazines & Periodicals	-	-	-	-	-
22020305	Printing of Non Security Documents	-	-	-	-	-
22020310	Teaching Aids/Intruction Materials	-	-	-	-	-
22020311	Food Stuff/Catering Materials Supplies	40,148,133	26,765,422	14,329,100	21,459,000	35,788,100
220204	MAINTENANCE SERVICES - GENERAL	4,133,333	2,755,556	1,865,000	2,008,333	3,873,333
22020401	Maintenance of Motor Vehicle/Transport Equipment	1,760,000	1,173,333	1,100,000	733,333	1,833,333

KWARA STATE REVISED ESTIMATES, 2015
RECURRENT REVISED EXPENDITURE

ADMIN/ ECONOMIC CODE	ORGANISATION NAME	APPROVED ESTIMATES	EXPECTED 8 MONTHS EXPENDITURE	ACTUAL EXPENDITURE CASH BACKED AS AT 31/8/2015	EXPENDITURE FOR THE NEXT 4 MONTHS (SEPTEMBER - DEC.)	REVISED ESTIMATES
		2015	2015	2015	2015	2015
1	2	4	5	6	7	8
		₦	₦	₦	₦	₦
20000000	RECURRENT EXPENDITURE					
05 - SOCIAL SECTOR						
<i>CODE:- 0517001 CODE NAME : MINISTRY OF EDUCATION AND HUMAN CAPITAL DEVELOPMENT</i>						
22020402	Maintenance of Office Furniture	2,373,333	1,582,222	765,000	1,275,000	2,040,000
22020403	Maintenance of Building & Residential QTRS	-	-	-	-	-
22020404	Maintenance of Office/IT Equipments	-	-	-	-	-
22020405	Maintenance of Plant/Generators	-	-	-	-	-
22020406	Other Maintenance Services	-	-	-	-	-
220205	TRAINING - GENERAL	7,572,000	5,048,000	2,492,800	5,079,200	7,572,000
22020501	Local Training	2,572,000	1,714,667	1,044,800	1,527,200	2,572,000
22020502	International Training	-	-	-	-	-
22020503	Seminars, Workshop, National/State Council and Conferences	5,000,000	3,333,333	1,448,000	3,552,000	5,000,000
220206	OTHER SERVICES - GENERAL	9,600,000	6,400,000	1,500,000	3,200,000	4,700,000
22020601	Security Expenses	9,600,000	6,400,000	1,500,000	3,200,000	4,700,000
22020605	Cleaning & Fumigation Services	-	-	-	-	-
220207	CONSULTING & PROFESSIONAL SERVICES	-	-	-	-	-
22020701	Financial Consulting	-	-	-	-	-
22020702	Information Technology Consulting	-	-	-	-	-
22020703	Legal Service	-	-	-	-	-
22020704	Engineering Services	-	-	-	-	-
220208	FUEL & LUBRICANT - GENERALS	4,000,000	2,666,667	2,000,000	2,500,000	4,500,000
22020801	Motor Vehicle Fuel Cost	-	-	-	-	-
22020803	Plant/Generator Fuel Cost	4,000,000	2,666,667	2,000,000	2,500,000	4,500,000
220210	MISCELLANEOUS EXPENSES - GENERAL	319,764,667	213,176,444	19,143,100	165,927,911	297,471,011
22021001	Refreshment & Meals	1,733,333	1,155,556	1,300,000	1,000,000	2,300,000

KWARA STATE REVISED ESTIMATES, 2015

RECURRENT REVISED EXPENDITURE

ADMIN/ ECONOMIC CODE	ORGANISATION NAME	APPROVED	EXPECTED 8	ACTUAL	EXPENDITURE FOR	REVISED
		ESTIMATES	MONTHS	EXPENDITURE	THE NEXT 4	ESTIMATES
		2015	2015	CASH BACKED AS AT 31/8/2015 2015	MONTHS (SEPTEMBER - DEC.) 2015	2015
20000000	RECURRENT EXPENDITURE					
1	2	4	5	6	7	8
		₦	₦	₦	₦	₦
05 - SOCIAL SECTOR						
<i>CODE:- 0517001 CODE NAME : MINISTRY OF EDUCATION AND HUMAN CAPITAL DEVELOPMENT</i>						
22021003	Publicity & Advertisements	-	-	-	-	-
22021006	Postages & Courier Services	-	-	-	-	-
22021007	Welfare Package	-	-	-	-	-
22021009	Sporting Activities	1,944,000	1,296,000	-	1,900,000	1,900,000
22021010	Director Teaching & Laboratory Cost	-	-	-	-	-
22021014	Annual Budget Expenses & Administration	-	-	-	-	-
22021021	Special Day/Celebrations	-	-	-	-	-
22021022	Incidental Expenses	-	-	-	-	-
22021023	Operational Expenses	5,146,667	3,431,111	2,040,000	6,120,000	8,160,000
22021026	Monitoring & Evaluation	11,865,333	7,910,222	2,819,000	5,200,000	8,019,000
22021027	Committees and Commissions	-	-	-	-	-
22021034	School Services	119,500,000	79,666,667	12,289,800	107,210,200	119,500,000
22021058	Instructors/ Mandatory Fees	912,000	608,000	-	912,000	912,000
22021062	Quiz and Debate competition	2,333,333	1,555,556	694,300	2,000,000	2,694,300
22021065	School Development Fund	176,330,000	117,553,333	-	41,585,711	41,585,711
22021066	Board of Arabic Education	-	-	-	112,400,000	112,400,000
	TOTAL FOR CODE0517001	600,197,041	400,131,361	180,740,205	278,946,602	572,086,807
220501	SUBSIDY GENERAL	380,000,000	253,333,333	110,024,412	202,343,098	312,367,510
0517004	Grant to Kwara State Universal Basic Education	280,000,000	186,666,667	110,024,412	160,676,431	270,700,843
0517005	IVTECH AJASE-IPO	100,000,000	66,666,667	-	41,666,667	41,666,667

KWARA STATE REVISED ESTIMATES, 2015
Ministry of Education & Human Capital Development
Sector Code: 0517001
CAPITAL RECEIPTS - AIDS AND GRANTS RECEIPTS

Revenue Code	Details of Receipts	Approved Estimates 2015	Expected 8 Months Estimate 2015	Actual Receipts as at August 2015	Expected Estimate for the next 4 Months (Sept.-Dec.) 2015	Revised Estimates 2015
1	2	3	4	5	6	7
13000000	Aids and Grants					
13010000	<i>Aids:</i>					
13010100	Domestic Aids					
13010200	Foreign Aids					
13020000	<i>Grants:</i>					
13020100	Domestic Grants					
13020101	FG Contribution on Universal Basic Education	1,904,594,594	1,269,729,729	-	793,581,080	793,581,080
13020102	FG Training Fund for UBE	161,000,000	107,333,333	-	67,083,333	67,083,333
	Sub-Total	2,065,594,594	1,377,063,063	-	860,664,413	860,664,413
13020200	Foreign Grants					
13020203	ESSPIN (DFID)	313,000,000	208,666,667	313,000,000	-	313,000,000
13020208	Bi-Lingua Education Fund Programme	927,000,000	618,000,000	-	386,250,000	386,250,000
	Sub-Total	1,240,000,000	826,666,667	313,000,000	386,250,000	699,250,000
	Total	3,305,594,594	2,203,729,729	313,000,000	1,246,914,413	1,559,914,413

KWARA STATE REVISED ESTIMATES, 2015
Ministry of Education & Human Capital Development
Sector Code: 0517001

CAPITAL EXPENDITURE - AIDS & GRANTS AND EXTERNAL LOANS

Expenditure Code	Details of Expenditure	Approved Estimates 2015	Expected 8 Months Estimate 2015	Actual Expenditure as at August 2015	Expected Estimate for the next 4 Months (Sept.-Dec.) 2015	Revised Estimates 2015
1	2	3	4	5	6	7
2301	Fixed Assets Purchase					
230101	Purchase of Fixed Assets - General					
2302	Construction/Provision					
230201	Construction/Provision of Fixed Assets - General					
23020232	ESSPIN (DFID)	313,000,000	208,666,667	313,000,000	-	313,000,000
23020233	FG Contribution on Universal Basic Education	1,904,594,594	1,269,729,729	-	793,581,080	793,581,080
	Sub-Total	2,217,594,594	1,478,396,396	313,000,000	793,581,080	1,106,581,080
2303	Rehabilitation/Repairs					
230301	Rehabilitation/Repairs of Fixed Assets - General					
2304	Preservation					
230401	Preservation of the Environment - General					
2305	Other Capital Projects					
230501	Acquisition of Non Tangible Assets					
23050232	FGN Training Fund for UBE	161,000,000	107,333,333	-	67,083,333	67,083,333
23050234	Bi-Lingna Education Fund Programme	927,000,000	618,000,000	-	386,250,000	386,250,000
	Sub-Total	1,088,000,000	725,333,333	-	453,333,333	453,333,333
	Total	3,305,594,594	2,203,729,729	313,000,000	1,246,914,413	1,559,914,413

KWARA STATE REVISED ESTIMATES, 2015
CAPITAL EXPENDITURE - NON AIDS AND GRANTS

Expenditure Code	Details of Expenditure	Approved Estimates 2015	Expected 8 Months Estimate 2015	Actual Expenditure as at August 2015	Expected Estimate for the next 4 Months (Sept.-Dec.) 2015	Revised Estimates 2015
1	2	3	4	5	6	7
23	CAPITAL EXPENDITURE					
0517001	Ministry of Education & Human Capital Development					
2301	Fixed Assets Purchase					
230101	Purchase of Fixed Assets - General					
23010113	Purchase of Computers	3,850,000	2,566,667	-	3,850,000	3,850,000
23010115	Purchase of Photocopying Machines	300,000	200,000	-	300,000	300,000
23010124	Purchase of Teaching/Learning Aids Equipment (Schools for the Special Needs)	22,048,008	14,698,672	-	22,048,008	22,048,008
23010125	Purchase of Library Books & Equipment	9,690,790	6,460,527	-	9,690,790	9,690,790
23010141	Purchase of Office Equipment	5,126,200	3,417,467	-	-	-
23010157	Purchase of Books-Aids Programme (Teachers' guide, Work Books and Branded Exercise books) and Kwara State Library	40,000,000	26,666,667	-	40,000,000	40,000,000
23010158	Purchase of School Mapping Equipment (both Public and Private Schools)	15,000,000	10,000,000	-	15,000,000	15,000,000
	Sub-Total	96,014,998	64,009,999	-	90,888,798	90,888,798
2302	Construction/Provision					
230201	Construction/Provision of Fixed Assets - General					
23020101	Construction/Provision of Office Building (QAB Zonal Offices)	21,600,000	14,400,000	-	21,600,000	21,600,000
23020163	Construction/Provision of Furniture and Equipment	853,400,000	568,933,333	-	1,785,986,527	1,785,986,527
23020164	Education Resources Centre	16,000,000	10,666,667	-	-	-
23020300	Contractual Obligation for on-going projects	208,947,451	139,298,301	-	185,950,451	185,950,451
	Sub-Total	1,099,947,451	733,298,301	-	1,993,536,978	1,993,536,978
2303	Rehabilitation/Repairs					
230301	Rehabilitation/Repairs of Fixed Assets - General					
23030106	Rehabilitation/Repairs of Public Schools	3,200,000,000	2,133,333,333	-	3,011,585,303	3,011,585,303
23030110	Rehabilitation/Repairs of Libraries	11,704,000	7,802,667	-	11,704,000	11,704,000

KWARA STATE REVISED ESTIMATES, 2015

RECURRENT REVENUE DETAILS

Economic Code No.	Details of Revenue	Approved Estimates	Expected 8 Months Collection Jan. - August	Total Actual Revenue Collection as at 31/08/2015	Expected 4 Months Collection Sept. - Dec.	Revised Estimates
1	2	2015 4	2015 5	2015 6	2015 7	2015 6 + 7 = 8
0517002	AGENCY FOR MASS EDUCATION					
12020400	CODE NAME: FEES - GENERAL					
12020446	Evening Classes: Registration and Renewal fees	645,000	430,000	79,000	108,000	187,000
12020447	Computer Training Centres (Reg. & Renewal Fees)	325,000	216,667	32,500	40,000	72,500
	Sub-Total	970,000	646,667	111,500	148,000	259,500
	TOTAL FOR: CODE 0517002- AGENCY OF MASS EDUCATION	970,000	646,667	111,500	148,000	259,500

KWARA STATE REVISED ESTIMATES, 2015
RECURRENT REVISED EXPENDITURE

ADMIN/ ECONOMIC CODE	ORGANISATION NAME	APPROVED	EXPECTED 8	ACTUAL	EXPENDITURE FOR	REVISED
		ESTIMATES	MONTHS	EXPENDITURE	THE NEXT 4	
		2015	2015	CASH BACKED AS AT 31/8/2015 2015	(SEPTEMBER - DEC.) 2015	2015
20000000	RECURRENT EXPENDITURE					
1	2	4	5	6	7	8
		₦	₦	₦	₦	₦
05 - SOCIAL SECTOR						
CODE:- 0517002 CODE NAME : AGENCY-FOR MASS EDUCATION						
21	Personnel Cost	21,777,941	14,518,627	14,682,161	7,441,080	22,123,241
2101	SALARIES & WAGES	-	-	-	-	-
210101	Salaries	21,777,941	14,518,627	14,682,161	7,441,080	22,123,241
2202	OVERHEAD COST	14,515,282	9,676,855	500,000	2,880,000	3,380,000
220201	TRAVEL AND TRANSPORT	200,000	133,333	50,000	150,000	200,000
22020101	Local Travel and Transport	200,000	133,333	50,000	150,000	200,000
22020104	International Travel and Transport: Others	-	-	-	-	-
220202	UTILITIES - GENERAL	1,335,282	890,188	-	1,200,000	1,200,000
22020201	Electricity Charges	1,200,000	800,000	-	1,200,000	1,200,000
22020202	Telephone Charges	0	-	-	-	-
22020203	Internet Access Charges	0	-	-	-	-
22020204	Satellite Broadcasting Access Charges	0	-	-	-	-
22020205	Water Rates	135,282	90,188	-	-	-
220203	MATERIALS & SUPPLIES - GENERAL	133,333	88,889	100,000	33,333	133,333
22020301	Office Stationeries/Computer Consumable	133,333	88,889	100,000	33,333	133,333
22020302	Books	-	-	-	-	-
22020303	Newspapers	-	-	-	-	-
22020304	Magazines & Periodicals	-	-	-	-	-
22020305	Printing of Non Security Documents (Printing of Certificate)	-	-	-	-	-
220204	MAINTENANCE SERVICES - GENERAL	400,000	266,667	100,000	300,000	400,000
22020401	Maintenance of Motor Vehicle/Transport Equipment	200,000	133,333	50,000	150,000	200,000
22020402	Maintenance of Office Furniture	200,000	133,333	50,000	150,000	200,000

KWARA STATE REVISED ESTIMATES, 2015
RECURRENT REVISED EXPENDITURE

ADMIN/ ECONOMIC CODE	ORGANISATION NAME	APPROVED ESTIMATES	EXPECTED 8 MONTHS EXPENDITURE	ACTUAL EXPENDITURE CASH BACKED AS AT	EXPENDITURE FOR THE NEXT 4 MONTHS (SEPTEMBER - DEC.)	REVISED ESTIMATES
		2015	2015	31/8/2015 2015	2015	2015
1	2	4	5	6	7	8
		₦	₦	₦	₦	₦
20000000	RECURRENT EXPENDITURE					
05 - SOCIAL SECTOR						
CODE:- 0517002 CODE NAME : AGENCY FOR MASS EDUCATION						
22020403	Maintenance of Building & Residential QTRS	-	-	-	-	-
22020404	Maintenance of Office/IT Equipments	-	-	-	-	-
22020405	Maintenance of Plant/Generators	-	-	-	-	-
220205	TRAINING - GENERAL	-	-	-	-	-
22020501	Local Training	-	-	-	-	-
22020502	International Training	-	-	-	-	-
220206	OTHER SERVICES - GENERAL	-	-	-	-	-
22020601	Security Expenses	-	-	-	-	-
22020605	Cleaning & Fumigation Services	-	-	-	-	-
220207	CONSULTING & PROFESSIONAL SERVICES	-	-	-	-	-
22020701	Financial Consulting	-	-	-	-	-
22020702	Information Technology Consulting	-	-	-	-	-
22020703	Legal Service	-	-	-	-	-
22020704	Engineering Services	-	-	-	-	-
220208	FUEL & LUBRICANT - GENERAL	-	-	-	-	-
22020801	Motor Vehicle Fuel Cost	-	-	-	-	-
22020803	Plant/Generator Fuel Cost	-	-	-	-	-
220210	MISCELLANEOUS EXPENSES - GENERAL	12,446,667	8,297,778	250,000	1,196,667	1,446,667
22021001	Refreshment & Meals	133,333	88,889	50,000	83,333	133,333
22021003	Publicity & Advertisements	-	-	-	-	-
22021006	Postages & Courier Services	-	-	-	-	-
22021007	Welfare Package	-	-	-	-	-
22021010	Direct Teaching & Laboratory Cost	-	-	-	-	-

KWARA STATE REVISED ESTIMATES, 2015
RECURRENT REVISED EXPENDITURE

ADMIN/ ECONOMIC CODE	ORGANISATION NAME	APPROVED ESTIMATES	EXPECTED 8 MONTHS EXPENDITURE	ACTUAL EXPENDITURE CASH BACKED AS AT 31/8/2015	EXPENDITURE FOR THE NEXT 4 MONTHS (SEPTEMBER - DEC.)	REVISED ESTIMATES
		2015	2015	2015	2015	2015
20000000	RECURRENT EXPENDITURE					
1	2	4	5	6	7	8
		₦	₦	₦	₦	₦
05 - SOCIAL SECTOR						
CODE:- 0517002 CODE NAME : AGENCY FOR MASS EDUCATION						
22021014	Annual Budget Expenses & Administration	-	-	-	-	-
22021021	Special Day/Celebrations	-	-	-	-	-
22021022	Incidental Expenses	933,333	622,222	100,000	833,333	933,333
22021023	Operational Expenses	11,380,000	7,586,667	100,000	280,000	380,000
22021026	Monitoring & Evaluation	-	-	-	-	-
22021058	Instructors/ Mandatory Fees	-	-	-	-	-
22021059	Adult Literacy Education	-	-	-	-	-
	TOTAL FOR CODE 0517002	36,293,223	24,195,482	15,182,161	10,321,080	25,503,241

KWARA STATE REVISED ESTIMATES, 2015
RECURRENT REVISED EXPENDITURE

ADMIN/ ECONOMIC CODE	ORGANISATION NAME	APPROVED ESTIMATES	EXPECTED 8 MONTHS EXPENDITURE	ACTUAL EXPENDITURE CASH BACKED AS AT 31/8/2015	EXPENDITURE FOR THE NEXT 4 MONTHS (SEPTEMBER - DEC.)	REVISED ESTIMATES
		2015	2015	2015	2015	2015
1	2	4	5	6	7	8
		₦	₦	₦	₦	₦
20000000	RECURRENT EXPENDITURE					
05 - SOCIAL SECTOR						
CODE:- 0517003 CODE NAME : TEACHING SERVICE COMMISSION						
21	Personnel Cost	6,665,411,787	4,443,607,858	4,461,312,939	2,530,656,469	6,991,969,408
2101	SALARIES & WAGES	-	-	-	-	-
210101	Salaries	6,665,411,787	4,443,607,858	4,461,312,939	2,530,656,469	6,991,969,408
2202	OVERHEAD COST	49,433,333	32,955,556	28,458,000	20,985,000	49,443,000
220201	TRAVEL AND TRANSPORT	2,806,667	1,871,111	-	790,000	790,000
22020101	Local Travel and Transport	1,233,333	822,222	-	450,000	450,000
22020102	Local Travel and Transport: Others	1,573,333	1,048,889	-	340,000	340,000
22020104	International Travel and Transport: Others	-	-	-	-	-
220202	UTILITIES - GENERAL	40,000	26,667	-	40,000	40,000
22020201	Electricity Charges	20,000	13,333	-	20,000	20,000
22020202	Telephone Charges	20,000	13,333	-	20,000	20,000
22020203	Internet Access Charges	-	-	-	-	-
22020204	Satellite Broadcasting Access Charges	-	-	-	-	-
22020205	Water Rates	-	-	-	-	-
220203	MATERIALS & SUPPLIES - GENERAL	4,533,333	3,022,222	3,050,000	1,950,000	5,000,000
22020301	Office Stationeries/Computer Consumable	4,000,000	2,666,667	2,400,000	1,600,000	4,000,000
22020302	Books	-	-	-	-	-
22020303	Newspapers	533,333	355,556	650,000	350,000	1,000,000
22020304	Magazines & Periodicals	-	-	-	-	-
22020305	Printing of Non Security Documents	-	-	-	-	-
22020310	TEACHING AIDS/INSTRUCTIONAL MATERIALS	-	-	-	-	-
220204	MAINTENANCE SERVICES - GENERAL	2,000,000	1,333,333	750,000	1,450,000	2,200,000
22020401	Maintenance of Motor Vehicle/Transport Equipment	-	-	-	-	-

KWARA STATE REVISED ESTIMATES, 2015
RECURRENT REVISED EXPENDITURE

ADMIN/ ECONOMIC CODE	ORGANISATION NAME	APPROVED ESTIMATES	EXPECTED 8 MONTHS EXPENDITURE	ACTUAL EXPENDITURE CASH BACKED AS AT 31/8/2015	EXPENDITURE FOR THE NEXT 4 MONTHS (SEPTEMBER - DEC.)	REVISED ESTIMATES
		2015	2015	2015	2015	2015
1	2	4	5	6	7	8
		₦	₦	₦	₦	₦
20000000	RECURRENT EXPENDITURE					
05 - SOCIAL SECTOR						
CODE:- 0517003 CODE NAME : TEACHING SERVICE COMMISSION						
22020402	Maintenance of Office Furniture	2,000,000	1,333,333	500,000	850,000	1,350,000
22020403	Maintenance of Building & Residential QTRS	-	-	-	-	-
22020404	Maintenance of Office/IT Equipments	-	-	-	450,000	450,000
22020405	Maintenance of Plant/Generators	-	-	250,000	150,000	400,000
22020406	Other Maintenance Services	-	-	-	-	-
220205	TRAINING - GENERAL	5,186,667	3,457,778	3,744,000	750,000	4,494,000
22020501	Local Training	5,186,667	3,457,778	966,000	500,000	1,466,000
22020502	International Training	-	-	-	-	-
22020503	Seminars, Workshop and Conferences	-	-	2,778,000	250,000	3,028,000
220206	OTHER SERVICES - GENERAL	-	-	-	125,000	125,000
22020605	Cleaning & Fumigation Services	-	-	-	125,000	125,000
220207	CONSULTING & PROFESSIONAL SERVICES GENERAL	-	-	-	-	-
22020701	Financial Consulting	-	-	-	-	-
22020702	Information Technology Consulting	-	-	-	-	-
22020703	Legal Service	-	-	-	-	-
22020704	Engineering Services	-	-	-	-	-
220208	FUEL & LUBRICANT - GENERAL	600,000	400,000	500,000	460,000	960,000
22020801	Motor Vehicle Fuel Cost	-	-	200,000	210,000	410,000
22020803	Plant/Generator Fuel Cost	600,000	400,000	300,000	250,000	550,000
220209	FINANCIAL CHARGES - GENERAL	-	-	-	-	-
22020901	Bank Charges (Other Than Interest)	-	-	-	-	-
220210	MISCELLANEOUS EXPENSES - GENERAL	34,266,667	22,844,444	20,414,000	15,420,000	35,834,000
22021001	Refreshment & Meals	2,066,667	1,377,778	350,000	750,000	1,100,000

KWARA STATE REVISED ESTIMATES, 2015

RECURRENT REVISED EXPENDITURE

ADMIN/ ECONOMIC CODE	ORGANISATION NAME	APPROVED ESTIMATES	EXPECTED 8 MONTHS EXPENDITURE	ACTUAL EXPENDITURE CASH BACKED AS AT 31/8/2015	EXPENDITURE FOR THE NEXT 4 MONTHS (SEPTEMBER - DEC.)	REVISED ESTIMATES
		2015	2015	2015	2015	2015
20000000	RECURRENT EXPENDITURE					
1	2	4	5	6	7	8
		N	N	N	N	N
05 - SOCIAL SECTOR						
CODE:- 0517003 CODE NAME : TEACHING SERVICE COMMISSION						
22021003	Publicity & Advertisements	-	-	-	-	-
22021006	Postages & Courier Services	-	-	-	-	-
22021007	Welfare Package (NYSC)	30,000,000	20,000,000	17,500,000	12,500,000	30,000,000
22021010	Direct Teaching & Laboratory Cost	-	-	-	-	-
22021011	Recruitment & Appointment (Service Wide)	-	-	-	-	-
22021012	Discipline & Appointment (Service Wide)	-	-	-	-	-
22021013	Promotion (Service Wide)	-	-	1,500,000	1,000,000	2,500,000
22021014	Annual Budget Expenses & Administration	-	-	-	250,000	250,000
22021022	Incidental Expenses	-	-	-	-	-
22021026	Monitoring & Evaluation	2,200,000	1,466,667	1,064,000	920,000	1,984,000
	TOTAL FOR CODE 0517003	6,714,845,120	4,476,563,414	4,489,770,939	2,551,641,469	7,041,412,408

2015 KWARA STATE REVISED ESTIMATES

RECURRENT REVISED EXPENDITURE

ADMIN/ ECONOMIC CODES	EXPENDITURE FOR TX ORG ORGANISATION NAME (SEPTEMBER)	ACTUAL EXPENDITURE CASH BACKED TA SA (SEPTEMBER)	APPROVED ESTIMATES EXPENDITURE 2015	EXPECTED 8 MONTHS EXPENDITURE 2015	ACTUAL EXPENDITURE CASH BACKED AS AT 31/8/2015 2015	EXPENDITURE FOR THE NEXT 4 MONTHS (SEPTEMBER - DEC.) 2015	REVISED ESTIMATES CODE 2015
1	2	3	4	5	6	7	8
20000000	RECURRENT EXPENDITURE						
05 - SOCIAL SECTOR							
CODE:- 0517010 CODE NAME : MINISTRY OF TERTIARY EDUCATION, SCIENCE AND TECHNOLOGY							
21	Personnel Cost		101,695,993	67,797,329	65,480,480	33,940,240	99,420,720
2101	SALARIES & WAGES						
210101	Salaries		101,695,993	67,797,329	65,480,480	33,940,240	99,420,720
2202	OVERHEAD COST		7,299,120	4,866,080	3,200,000	7,418,250	10,618,250
220201	TRAVEL AND TRANSPORT		464,000	309,333	300,000	200,000	500,000
22020101	Local Travel and Transport		464,000	309,333	300,000	200,000	500,000
22020104	International Travel and Transport: Others		-	-	-	-	-
220202	UTILITIES - GENERAL		-	-	-	-	-
22020201	Electricity Charges		-	-	-	-	-
22020202	Telephone Charges		-	-	-	-	-
22020203	Internet Access Charges		-	-	-	-	-
22020204	Satellite Broadcasting Access Charges		-	-	-	-	-
22020205	Water Rates		-	-	-	-	-
220203	MATERIALS & SUPPLIES - GENERAL		1,429,467	952,978	273,400	640,000	913,400
22020301	Office Stationeries/Computer Consumable		966,933	644,622	133,400	400,000	533,400
22020302	Books		-	-	-	-	-
22020303	Newspapers		400,000	266,667	140,000	160,000	300,000
22020304	Magazines & Periodicals		29,200	19,467	-	50,000	50,000
22020305	Printing of Non Security Documents		33,333	22,222	-	30,000	30,000
220204	MAINTENANCE SERVICES - GENERAL		622,733	415,156	440,000	830,000	1,270,000
22020401	Maintenance of Motor Vehicle/Transport Equipment		300,000	200,000	440,000	330,000	770,000
22020402	Maintenance of Office Furniture		295,400	196,933	-	300,000	300,000
22020403	Maintenance of Building & Residential QTRS		-	-	-	-	-

**KWARA STATE REVISED ESTIMATES, 2015
RECURRENT REVISED EXPENDITURE**

ADMIN/ ECONOMIC CODE	ORGANISATION NAME	APPROVED ESTIMATES	EXPECTED 8 MONTHS EXPENDITURE	ACTUAL EXPENDITURE CASH BACKED AS AT 31/8/2015 2015	EXPENDITURE FOR THE NEXT 4 MONTHS (SEPTEMBER - DEC.) 2015	REVISED ESTIMATES 2015
1	2	4	5	6	7	8
		₦	₦	₦	₦	₦
20000000	RECURRENT EXPENDITURE					
05 - SOCIAL SECTOR						
CODE:- 0517010 CODE NAME : MINISTRY OF TERTIARY EDUCATION, SCIENCE AND TECHNOLOGY						
22020404	Maintenance of Office/IT Equipments	27,333	18,222	-	200,000	200,000
22020405	Maintenance of Plant/Generators	-	-	-	-	-
22020406	Other Maintenance Services	-	-	-	-	-
220205	TRAINING - GENERAL	-	-	-	3,500,250	3,500,250
22020501	Local Training	-	-	-	-	-
22020502	International Training	-	-	-	-	-
22020503	Seminars, Workshop, National/State Council and Conferences	-	-	-	3,500,250	3,500,250
220206	OTHER SERVICES - GENERAL	-	-	-	-	-
22020601	Security Expenses	-	-	-	-	-
22020605	Cleaning & Fumigation Services	-	-	-	-	-
220207	CONSULTING & PROFESSIONAL SERVICES	-	-	-	-	-
22020701	Financial Consulting	-	-	-	-	-
22020702	Information Technology Consulting	-	-	-	-	-
22020703	Legal Service	-	-	-	-	-
22020704	Engineering Services	-	-	-	-	-
220208	FUEL & LUBRICANT - GENERAL	-	-	-	-	-
22020801	Motor Vehicle Fuel Cost	-	-	-	-	-
22020802	Plant/Generator Fuel Cost	-	-	-	-	-
220210	MISCELLANEOUS EXPENSES - GENERAL	4,782,920	3,188,613	2,186,600	2,248,000	4,434,600
22021001	Refreshment & Meals	1,512,000	1,008,000	500,000	400,000	900,000
22021003	Publicity & Advertisements	350,920	233,947	100,000	180,000	280,000

KWARA STATE REVISED ESTIMATES, 2015
RECURRENT REVISED EXPENDITURE

ADMIN/ ECONOMIC CODE	ORGANISATION NAME	APPROVED ESTIMATES	EXPECTED 8 MONTHS EXPENDITURE	ACTUAL EXPENDITURE CASH BACKED AS AT 31/8/2015	EXPENDITURE FOR THE NEXT 4 MONTHS (SEPTEMBER - DEC.)	REVISED ESTIMATES
		2015	2015	2015	2015	2015
20000000	RECURRENT EXPENDITURE					
1	2	4	5	6	7	8
		₦	₦	₦	₦	₦
05 - SOCIAL SECTOR						
CODE:- 0517010 CODE NAME : MINISTRY OF TERTIARY EDUCATION, SCIENCE AND TECHNOLOGY						
22021006	Postages & Courier Services	-	-	-	-	-
22021007	Welfare Package	-	-	-	-	-
22021014	Annual Budget Expenses & Administration	-	-	-	-	-
22021026	Monitoring & Evaluation	2,000,000	1,333,333	1,206,600	1,258,000	2,464,600
22021027	Committee & Commission	470,000	313,333	100,000	120,000	220,000
22021031	Meeting/Visitation	450,000	300,000	280,000	290,000	570,000
22021060	Research Activities	-	-	-	-	-
	TOTAL FOR CODE 0517010	108,995,113	72,663,409	68,680,480	41,358,490	110,038,970
220501	SUBSIDY GENERAL	3,106,020,000	2,070,680,000	729,901,406	2,274,430,074	3,004,331,480
0517011	Kwara State College of Education, Oro	350,800,000	233,866,667	87,696,574	263,089,722	350,786,296
0517012	Kwara State College of Education, Ilorin	535,560,000	357,040,000	133,887,923	216,898,373	350,786,296
0517013	Kwara State Polytechnic, Ilorin	636,510,000	424,340,000	106,083,832	244,702,464	350,786,296
0517014	Kwara State College of Education (T) Lafiagi	178,750,000	119,166,667	44,686,175	306,100,121	350,786,296
0517015	Kwara College of Arabic & Islamic Legal Studies	154,000,000	102,666,667	38,446,902	312,339,394	350,786,296
0517016	Kwara State University, Malete	1,184,400,000	789,600,000	296,100,000	888,300,000	1,184,400,000
0517017	Kwara State College of Health Technology Offa	12,000,000	8,000,000	5,000,000	7,000,000	12,000,000
0517018	Kwara State College of Nursing and Midwifery, Ilorin	24,000,000	16,000,000	8,000,000	16,000,000	24,000,000
0517019	Kwara State College of Nursing, Oke-Ode	30,000,000	20,000,000	10,000,000	20,000,000	30,000,000

KWARA STATE REVISED ESTIMATES 2015
Ministry of Tertiary Education, Science & Technology
Sector Code: 0517010

Code	Details of Expenditure	Approved Estimates		Expected 8 Months Estimate	Actual Expenditure as at August 2015	Expected Estimate for the next 4 Months (Sept.-Dec.) 2015	Economic Revised Estimates 2015
		2015	2015				
2301	Fixed Assets Purchase						
230101	Purchase of Fixed Assets - General						
2302	Construction/Provision						
230201	Construction/Provision of Fixed Assets - General						
23020234	Kwara State Polytechnic Ilorin (ETF)		693,000,000	462,000,000			
23020235	Kwara State College of Education (Technical) Lafiagi (TET FUND)		581,000,000	387,333,333	380,246,855	776,644,810	1,156,891,465
23020236	Kwara State University Malete (ETF)		1,179,940,000	786,626,667	3,179,330,000	1,339,760,000	4,519,090,000
23020237	Local Government Contribution to KWASU Projects		840,771,428	560,514,285		350,821,428	350,821,428
	Sub-Total		2,94,711,428	2,196,474,285	4,251,644,395	2,967,658,498	7,219,302,893
2303	Rehabilitation/Repairs						
230301	Rehabilitation/Repairs of Fixed Assets - General						
2304	Preservation						
230401	Preservation of the Environment - General						
2305	Other Capital Projects						
230501	Acquisition of Non Tangible Assets						
23050236	Kwara State College of Education, Oro (TET FUND)		300,000,000	200,000,000	271,539,614	125,000,000	839,599,614
23050237	Kwara State College of Education, Ilorin (TET FUND)		631,000,000	420,666,667	462,981,500	82,018,500	545,000,000
	Sub-Total		931,000,000	620,666,667	734,521,114	207,018,500	941,539,614
	Total		4,225,711,428	2,817,140,952	4,986,165,509	3,174,676,998	8,160,842,507

KWARA STATE REVISED ESTIMATES, 2015
CAPITAL EXPENDITURE - NON-AIDS AND GRANTS

Expenditure Code	Details of Expenditure	Actual Expenditure as at August 2015	Approved Estimates 2015	Expected 8 Months Estimate 2015	Actual Expenditure as at August 2015	Expected Estimate for the next 4 Months (Sept.-Dec.) 2015	Revised Estimates 2015
1	2	3	4	5	6	7	8
23	CAPITAL EXPENDITURE						
0517010	Ministry of Tertiary Education, Science & Technology						
2301	Fixed Assets Purchase						
230101	Purchase of Fixed Assets - General						
23010105	Purchase of Motor Vehicles (for College of Education, Ilorin)	8,000,000	8,000,000	5,333,333	-	5,000,000	5,000,000
23010113	Purchase of Computers (College & Arabic Islamic Legal Studies Ilorin)	6,362,500	6,362,500	4,241,667	-	2,651,042	2,651,042
23010124	Purchase of Teaching/Learning Aids Equipment (College of Education Oro)	11,500,000	11,500,000	7,666,667	-	-	-
23010163	Purchase of Laboratory Equipments (for College of Education Ilorin)	7,000,000	7,000,000	4,666,667	-	-	-
	Sub-Total		32,862,500	21,908,333		7,651,042	7,651,042
2302	Construction/Provision						
230201	Construction/Provision of Fixed Assets - General						
23020104	Construction/Provision of Housing	182,559,671	182,559,671	121,706,447	-	173,333,798	173,333,798
23020105	Provision of Water Facilities (Water & Sanitation Facilities for College of Education Technical, (Lafagi))	10,000,000	10,000,000	6,666,667	-	4,166,667	4,166,667
23020107	Construction of Public School:- Two (2) Block of 3 classroom (CAILS)	35,000,000	35,000,000	23,333,333	-	-	-
23020111	Construction/Provision of Libraries (Anatomy Classroom, College of Nursing, Oke-Ode)	43,853,754	43,853,754	29,235,836	-	-	-
23020118	Construction/Provision of Infrastructure (Administrative Block, Clinic, Classroom & Laboratory at College of Health Tech.Offa)	40,000,000	40,000,000	26,666,667	-	-	-
23020133	Construction of Hall (Multipurpose Auditorium at Kwara State Polytechnic, Ilorin)	70,000,000	70,000,000	46,666,667	-	120,406,750	120,406,750
23020135	Construction/Provision of Complex (Completion of abandoned IOT Complex Project at Kwara Poly)	63,762,032	63,762,032	42,508,021	-	-	-

KWARA STATE REVISED ESTIMATES, 2015
CAPITAL EXPENDITURE - NON AIDS AND GRANTS

Expenditure Code	Details of Expenditure	Approved Estimates 2015	Expected 8 Months Estimate 2015	Actual Expenditure as at August 2015	Expected Estimate for the next 4 Months (Sept.-Dec.) 2015	Revised Estimates 2015
1	2	3	4	5	6	7
23	CAPITAL EXPENDITURE					
0517010	Ministry of Tertiary Education, Science & Technology					
23020165	Completion of College of Engineering Phase I KWASU	261,432,327	174,288,218	-	108,930,136	108,930,136
23020300	Contractual Obligation for on-going projects	61,782,510.00	41,188,340	-	25,742,713	25,742,713
	Sub-Total	768,390,294	512,260,196	-	432,580,064	432,580,064
2303	Rehabilitation/Repairs					
230301	Rehabilitation/Repairs of Fixed Assets - General					
23030101	Rehabilitation of Residential Building (Hostel at College of Education, Ilorin)	15,000,000	10,000,000	-	6,250,000	6,250,000
	Sub-Total	15,000,000	10,000,000	-	6,250,000	6,250,000
2305	Other Capital Projects					
230501	Acquisition of Non Tangible Assets					
23050102	Computer Software Acquisition:- Development of Education Management Information System (EMIS) MOTEST, (Internet Facilities)	3,000,000	2,000,000	-	-	-
23050203	Technical Education Support Programme	20,000,000	13,333,333	-	-	-
23050204	Scholarship Programme	640,000,000	426,666,667	-	373,008,667	373,008,667
23050205	College of Nursing & midwifery, Ilorin	60,000,000	40,000,000	-	122,434,799	122,434,799
23050206	Accreditation Support Fund for Tertiary Institutions	700,000,000	466,666,667	-	428,002,478	428,002,478
23050207	Scholarship Board - Bursary (Kwara Students in Tertiary Institutions)	500,000,000	333,333,333	-	314,675,333	314,675,333
	Sub-Total	1,923,000,000	1,282,000,000	-	1,238,121,277	1,238,121,277
	Total	2,739,252,794	1,826,168,529	-	1,684,602,383	1,684,602,383

KWARA STATE REVISED ESTIMATES, 2015

CAPITAL EXPENDITURE - COFOG

Function Code	Details of Expenditure	Approved Estimates 2015	Expected 8 Months Estimate 2015	Actual Expenditure as at August 2015	Expected Estimate for the next 4 Months (Sept.-Dec.) 2015	Revised Estimates 2015
1	2	3	4	5	6	7
23	CAPITAL EXPENDITURE BASED ON FUNCTION					
0517010	<i>Ministry of Tertiary Education, Science & Technology</i>					
709	Education					
7091	Pre-minary and Primary Education					
7092	Secondary Education					
7093	Post-secondary Non-tertiary Education					
7094	Tertiary Education	6,964,964,222	4,643,309,481	4,986,165,509	4,859,279,381	9,845,444,890
7095	Education not Definable by Level					
7096	Subsidiary Services to Education					
7097	R & D Education					
7098	Education N.E.C					
	Non-Aids and Grants	2,739,252,794	1,826,168,529	-	1,684,602,383	1,684,602,383
	Aids and Grants	4,225,711,428	2,817,140,952	4,986,165,509	3,174,676,998	8,160,842,507

KWARA STATE REVISED ESTIMATES, 2015
RECURRENT REVISED EXPENDITURE

ADMIN/ ECONOMIC CODE	ORGANISATION NAME	APPROVED	EXPECTED 8	ACTUAL	EXPENDITURE FOR	REVISED
		ESTIMATES	MONTHS	EXPENDITURE	THE NEXT 4	ESTIMATES
		2015	2015	AS AT 31/8/2015 2015	MONTHS (SEPTEMBER - DEC.) 2015	2015
20000000	RECURRENT EXPENDITURE					
1	2	4	5	6	7	8
		₦	₦	₦	₦	₦
05 - SOCIAL SECTOR						
CODE:- 0517020 CODE NAME : SCHOLARSHIP BOARD						
21	Personnel Cost	-	-	-	-	-
2101	SALARIES & WAGES	-	-	-	-	-
210101	Salaries	-	-	-	-	-
2202	OVERHEAD COST	0	-	-	-	-
220201	TRAVEL AND TRANSPORT	2,100,000	1,400,000	600,000	750,000	1,350,000
22020101	Local Travel and Transport	360,000	240,000	120,000	150,000	270,000
22020104	International Travel and Transport: Others	360,000	240,000	120,000	150,000	270,000
220202	UTILITIES - GENERAL	-	-	-	-	-
22020201	Electricity Charges	-	-	-	-	-
22020202	Telephone Charges	-	-	-	-	-
22020203	Internet Access Charges	-	-	-	-	-
22020204	Satellite Broadcasting Access Charges	-	-	-	-	-
22020205	Water Rates	-	-	-	-	-
220203	MATERIALS & SUPPLIES - GENERAL	300,000	200,000	100,000	125,000	225,000
22020301	Office Stationeries/Computer Consumable	300,000	200,000	100,000	125,000	225,000
22020302	Books	-	-	-	-	-
22020303	Newspapers	-	-	-	-	-
22020304	Magazines & Periodicals	-	-	-	-	-
22020305	Printing of Non Security Documents	-	-	-	-	-
220204	MAINTENANCE SERVICES - GENERAL	660,000	440,000	220,000	275,000	495,000
22020401	Maintenance of Motor Vehicle/Transport Equipment	360,000	240,000	120,000	150,000	270,000
22020402	Maintenance of Office Furniture	300,000	200,000	100,000	125,000	225,000
22020403	Maintenance of Building & Residential QTRS	-	-	-	-	-

KWARA STATE REVISED ESTIMATES, 2015

RECURRENT REVISED EXPENDITURE

ADMIN/ ECONOMIC CODE	ORGANISATION NAME	APPROVED ESTIMATES	EXPECTED 8 MONTHS EXPENDITURE	ACTUAL EXPENDITURE CASH BACKED AS AT 31/8/2015	EXPENDITURE FOR THE NEXT 4 MONTHS (SEPTEMBER - DEC.)	REVISED ESTIMATES
		2015	2015	2015	2015	2015
20000000	RECURRENT EXPENDITURE					
1	2	4	5	6	7	8
		₦	₦	₦	₦	₦
05 - SOCIAL SECTOR						
CODE:- 0517020 CODE NAME : SCHOLARSHIP BOARD						
22020404	Maintenance of Office/IT Equipments	-	-	-	-	-
22020405	Maintenance of Plant/Generators	-	-	-	-	-
22020406	Other Maintenance Services	-	-	-	-	-
220205	TRAINING - GENERAL	-	-	-	-	-
22020501	Local Training	-	-	-	-	-
22020502	International Training	-	-	-	-	-
220206	OTHER SERVICES - GENERAL	-	-	-	-	-
22020601	Security Expenses	-	-	-	-	-
22020605	Cleaning & Fumigation Services	-	-	-	-	-
220207	CONSULTING & PROFESSIONAL SERVICES	-	-	-	-	-
22020701	Financial Consulting	-	-	-	-	-
22020702	Information Technology Consulting	-	-	-	-	-
22020703	Legal Service	-	-	-	-	-
22020704	Engineering Services	-	-	-	-	-
220208	FUEL & LUBRICANT - GENERAL	-	-	-	-	-
22020801	Motor Vehicle Fuel Cost	-	-	-	-	-
22020803	Plant/Generator Fuel Cost	-	-	-	-	-
220210	MISCELLANEOUS EXPENSES - GENERAL	780,000	520,000	160,000	200,000	360,000
22021001	Refreshment & Meals	0	-	-	-	-
22021003	Publicity & Advertisements	-	-	-	-	-
22021006	Postages & Courier Services	-	-	-	-	-

KWARA STATE REVISED ESTIMATES, 2015
RECURRENT REVISED EXPENDITURE

ADMIN/ ECONOMIC CODE	ORGANISATION NAME	APPROVED ESTIMATES	EXPECTED 8 MONTHS EXPENDITURE	ACTUAL EXPENDITURE CASH BACKED AS AT 31/8/2015 2015	EXPENDITURE FOR THE NEXT 4 MONTHS (SEPTEMBER - DEC.) 2015	REVISED ESTIMATES 2015
1	2	4	5	6	7	8
20000000	RECURRENT EXPENDITURE	2015	2015	2015	2015	2015
		₦	₦	₦	₦	₦
05 - SOCIAL SECTOR						
CODE:- 0517020 CODE NAME : SCHOLARSHIP BOARD						
22021007	Welfare Package	-	-	-	-	-
22021014	Annual Budget Expenses & Administration	-	-	-	-	-
22021022	Incidental Expenses	480,000	320,000	160,000	200,000	360,000
22021023	Operational Expenses	300,000	200,000	-	-	-
	TOTAL FOR CODE 0517020	2,100,000	1,400,000	600,000	750,000	1,350,000

KWARA STATE REVISED ESTIMATES, 2015

RECURRENT REVENUE DETAILS

Economic Code No.	Details of Revenue	Approved Estimates	Expected 8 Months Collection Jan. - August	Total Actual Revenue Collection as at 31/08/2015	Expected 4 Months Collection Sept. - Dec.	Revised Estimates
1	2	2015	2015	2015	2015	2015
		4	5	6	7	6 + 7 = 8
0521001	MINISTRY OF HEALTH					
12020100	CODE NAME: LICENCES - GENERAL					
12020116	Patent Medicine Licence	7,700,000	5,133,333	1,349,000	1,651,000	3,000,000
	Sub-Total	7,700,000	5,133,333	1,349,000	1,651,000	3,000,000
12020400	CODE NAME: FEES - GENERAL					
12020401	Contract Documents: Non - Refundable Processing Fees	3,480,000	2,320,000	0	500,000	500,000
12020446	Private Hospitals/Clinics (Registration: Renewal Fees)	5,880,000	3,920,000	2,569,000	1,284,500	3,853,500
12020447	Hospitals Attendant Fees	40,200,000	26,800,000	18,970,095	12,319,580	31,289,675
12020448	Traditional Medicine Registration Fees	3,750,000	2,500,000	10,000	5,000	15,000
12020449	Pharmacy Inspection Fees	1,540,000	1,026,667	1,160,000	380,000	1,540,000
12020408	Registration of Artisans	0	0	0	0	0
12020450	Hospitals Card Fees	10,000,000	6,666,667	5,423,120	2,888,170	8,311,290
	Sub-Total	64,850,000	43,233,333	28,132,215	17,377,250	45,509,465
12020600	CODE NAME - SALES - GENERAL					
12020621	Sales of Drugs	87,810,280	58,540,187	48,808,694	39,401,561	88,210,255
12020622	Sales of Lab. Test Drugs	18,665,977	12,443,985	7,259,565	4,740,435	12,000,000
12020623	Sales of Oxygen Plant	0	0	0	0	0
	Sub-Total	106,476,257	70,984,171	56,068,259	44,141,996	100,210,255
12020700	CODE NAME - EARNING GENERAL					
12020739	Earning Yellow Card	0	0	0	0	0
	Sub-Total	0	0	0	0	0
	TOTAL FOR: CODE 0521001 - MIN. OF HEALTH	179,026,257	119,350,838	85,549,474	63,170,246	148,719,720

KWARA STATE REVISED ESTIMATES, 2015
RECURRENT REVISED EXPENDITURE

ADMIN/ ECONOMIC CODE	ORGANISATION NAME	APPROVED ESTIMATES	EXPECTED 8 MONTHS EXPENDITURE	ACTUAL EXPENDITURE CASH BACKED AS AT 31/8/2015	EXPENDITURE FOR THE NEXT 4 MONTHS (SEPTEMBER - DEC.)	REVISED ESTIMATES
		2015	2015	2015	2015	2015
1	2	4	5	6	7	8
		₦	₦	₦	₦	₦
20000000	RECURRENT EXPENDITURE					
05 - SOCIAL SECTOR						
CODE:- 0521001 CODE NAME : MINISTRY OF HEALTH						
21	Personnel Cost	2,000,000,000	1,333,333,333	1,390,026,114	795,013,057	2,185,039,171
2101	SALARIES & WAGES	-	-	-	-	-
210101	Salaries	2,000,000,000	1,333,333,333	1,390,026,114	795,013,057	2,185,039,171
2202	OVERHEAD COST	123,849,464	82,566,309	18,404,000	60,708,500	79,112,500
220201	TRAVEL AND TRANSPORT	4,080,000	2,720,000	150,000	3,548,500	3,698,500
22020101	Local Travel and Transport	4,080,000	2,720,000	150,000	3,548,500	3,698,500
22020104	International Travel and Transport: Others	-	-	-	-	-
220202	UTILITIES - GENERAL	-	-	-	-	-
22020201	Electricity Charges	-	-	-	-	-
22020202	Telephone Charges	-	-	-	-	-
22020203	Internet Access Charges	-	-	-	-	-
22020204	Satellite Broadcasting Access Charges	-	-	-	-	-
22020205	Water Rates	-	-	-	-	-
220203	MATERIALS & SUPPLIES - GENERAL	4,700,000	3,133,333	1,200,000	1,800,000	3,000,000
22020301	Office Stationeries/Computer Consumable	2,400,000	1,600,000	800,000	700,000	1,500,000
22020302	Books	-	-	-	-	-
22020303	Newspapers	600,000	400,000	200,000	200,000	400,000
22020304	Magazines & Periodicals	300,000	200,000	200,000	200,000	400,000
22020305	Printing of Non Security Documentss	200,000	133,333	-	200,000	200,000
22020307	Drugs/Laboratory/Medical Supplies	1,200,000	800,000	-	500,000	500,000
220204	MAINTENANCE SERVICES - GENERAL	14,144,000	9,429,333	3,439,000	7,735,000	11,174,000
22020401	Maintenance of Motor Vehicle/Transport Equipment	2,040,000	1,360,000	680,000	680,000	1,360,000
22020402	Maintenance of Office Furniture	4,000,000	2,666,667	295,000	2,820,000	3,115,000
22020403	Maintenance of Building & Residential QTRS	504,000	336,000	200,000	200,000	400,000

KWARA STATE REVISED ESTIMATES, 2015

RECURRENT REVISED EXPENDITURE

ADMIN/ ECONOMIC CODE	ORGANISATION NAME	APPROVED ESTIMATES	EXPECTED 8 MONTHS EXPENDITURE	ACTUAL EXPENDITURE CASH BACKED AS AT 31/8/2015	EXPENDITURE FOR THE NEXT 4 MONTHS (SEPTEMBER - DEC..)	REVISED ESTIMATES
		2015	2015	2015	2015	2015
1	2	4	5	6	7	8
		N	N	N	N	N
20000000	RECURRENT EXPENDITURE	-	-	-	-	-
05 - SOCIAL SECTOR						
CODE:- 0521001 CODE NAME : MINISTRY OF HEALTH						
22020404	Maintenance of Office/IT Equipments	4,000,000	2,666,667	720,000	2,360,000	3,080,000
22020405	Maintenance of Plant/Generators	600,000	400,000	200,000	269,000	469,000
22020406	Other Maintenance Services	3,000,000	2,000,000	1,344,000	1,406,000	2,750,000
220205	TRAINING - GENERAL	6,000,000	4,000,000	560,000	4,440,000	5,000,000
22020501	Local Training	-	-	-	-	-
22020503	Seminars, Workshop, National/State Council and Conferences	6,000,000	4,000,000	560,000	4,440,000	5,000,000
22020502	International Training	0	-	-	-	-
220206	OTHER SERVICES - GENERAL	2,500,000	1,666,667	-	1,500,000	1,500,000
22020605	Cleaning & Fumigation Services	2,500,000	1,666,667	-	1,500,000	1,500,000
220207	CONSULTING & PROFESSIONAL SERVICES	500,000	333,333	-	-	-
22020701	Financial Consulting	-	-	-	-	-
22020702	Information Technology Consulting	-	-	-	-	-
22020703	Legal Service	-	-	-	-	-
22020704	Engineering Services	-	-	-	-	-
22020706	Surveying Services	500,000	333,333	-	-	-
22020708	Medical Consulting	-	-	-	-	-
220208	FUEL & LUBRICANT - GENERAL	800,000	533,333	-	450,000	450,000
22020801	Motor Vehicle Fuel Cost	600,000	400,000	-	250,000	250,000
22020803	Plant/Generator Fuel Cost	200,000	133,333	-	200,000	200,000
220210	MISCELLANEOUS EXPENSES - GENERAL	91,125,464	60,750,309	13,055,000	41,235,000	54,290,000
22021001	Refreshment & Meals	600,000	400,000	200,000	200,000	400,000
22021003	Publicity & Advertisements	1,230,000	820,000	400,000	400,000	800,000
22021006	Postages & Courier Services	200,000	133,333	-	-	-
22021007	Welfare Package	50,480,000	33,653,333	11,155,000	30,235,000	41,390,000
22021014	Annual Budget Expenses & Administration	500,000	333,333	-	500,000	500,000
22021022	Incidental Expenses	2,000,000	1,333,333	-	1,500,000	1,500,000

KWARA STATE REVISED ESTIMATES, 2015
RECURRENT REVISED EXPENDITURE

ADMIN/ ECONOMIC CODE	ORGANISATION NAME	APPROVED ESTIMATES	EXPECTED 8 MONTHS EXPENDITURE	ACTUAL EXPENDITURE CASH BACKED AS AT 31/8/2015	EXPENDITURE FOR THE NEXT 4 MONTHS (SEPTEMBER - DEC.)	REVISED ESTIMATES
		2015	2015	2015	2015	2015
20000000	RECURRENT EXPENDITURE					
1	2	4	5	6	7	8
		₦	₦	₦	₦	₦
05 - SOCIAL SECTOR						
CODE:- 0521001 CODE NAME : MINISTRY OF HEALTH						
22021023	Operational Expenses	27,315,464	18,210,309	700,000	6,400,000	7,100,000
22021026	Monitoring & Evaluation	3,300,000	2,200,000	600,000	1,100,000	1,700,000
22021027	Committee & Commission	1,500,000	1,000,000	-	500,000	500,000
22021029	Administrative Charges	-	-	-	-	-
22021036	Health Care Services	3,800,000	2,533,333	-	200,000	200,000
22021063	Midwifery Service Scheme (MSS)/Nursing Process	200,000	133,333	-	200,000	200,000
	TOTAL FOR CODE 0521001	2,123,849,464	1,415,899,643	1,408,430,114	855,721,557	2,264,151,671

KWARA STATE REVISED ESTIMATES, 2015

Ministry of Health

Sector Code: 0521001

CAPITAL RECEIPTS - AIDS AND GRANTS RECEIPTS

Revenue Code	Details of Receipts	Approved Estimates 2015	Expected 8 Months Estimate 2015	Actual Receipts as at August 2015	Expected Estimate for the next 4 Months (Sept.-Dec.) 2015	Revised Estimates 2015
1	2	3	4	5	6	7
13000000	Aids and Grants					
13010000	Aids:					
13010100	Domestic Aids					
13010101	Food and Nutrition (FGN)	10,000,000	6,666,667	-	10,000,000	10,000,000
13010102	Federal Ministry of Health (NPI Activities)	400,000,000	266,666,667	2,833,060,032	200,000,000	3,033,060,032
	Sub-Total	410,000,000	273,333,333	2,833,060,032	210,000,000	3,043,060,032
13010200	Foreign Aids					
13010201	African Programme on Control of Onchocerciasis (APOC) River Blindness	2,000,000,000	1,333,333,333	3,251,400,000	-	3,251,400,000
13010202	UNICEF Support Child Survival Programme	80,000,000	53,333,333	21,509,000	58,491,000	80,000,000
13010204	Dutch Government Assistance to CHIS	2,200,000,000	1,466,666,667	102,019,800	2,097,980,200	2,200,000,000
13010205	Global Alliance Vaccine and Immunization (GAVI) Donor Agency	22,000,000	14,666,667	-	22,000,000	22,000,000
	Sub-Total	4,302,000,000	2,868,000,000	3,374,928,800	2,178,471,200	5,553,400,000
13020000	Grants:					
13020100	Domestic Grants					
13020111	PEPFAR Contribution for the control of HIV/Aids	357,230,985	238,153,990	208,384,741	148,846,244	357,230,985
13020130	NHIS for Primary School Pupils (Counterpart Fur	169,740,186	113,160,124	-	169,740,186	169,740,186
	Sub-Total	526,971,171	351,314,114	208,384,741	318,586,430	526,971,171
13020200	Foreign Grants					
	Total	5,238,971,171	3,492,647,447	6,416,373,573	2,707,057,630	9,123,431,203

KWARA STATE REVISED ESTIMATES, 2015

Ministry of Health

Sector Code: 0521001

CAPITAL EXPENDITURE - AIDS & GRANTS AND EXTERNAL LOANS

Expenditure Code	Details of Expenditure	Actual Receipts as at August 2015	Approved Estimates 2015	Expected 8 Months Estimates 2015	Actual Expenditure as at August 2015	Expected Estimate for the next 4 Months (Sept.-Dec.) 2015	Revised Estimates 2015
1	2	3	4	5	6	7	8
2301	Fixed Assets Purchase						
230101	Purchase of Fixed Assets - General						
2302	Construction/Provision of Fixed Assets - General	5,833,000,000	5,833,000,000	10,000,000	400,000,000		
2303	Rehabilitation/Repairs of Fixed Assets - General	5,281,400,000	1,333,333,333	5,000,000,000			
2304	Preservation of the Environment - General	102,019,800	1,466,666,667	2,200,000,000			
2305	Other Capital Projects						
230501	Acquisition of Non-Tangible Assets						
23050238	African Programme on Control of Onchocerciasis (APOC) River Blindness	1,141,382,805	2,000,000,000	1,333,333,333	3,251,400,000		
23050239	UNICEF Supported Child Survival Programme	1,141,382,805	80,000,000	53,333,333	21,500,000		
23050240	Global Alliance Vaccine and Immunization (GAVI) Donor Agency		22,000,000	14,666,667		22,000,000	22,000,000
23050242	Dutch Government Assistant to CHIS		2,200,000,000	1,466,666,667	102,019,800	2,097,980,200	2,200,000,000
23050243	Food and Nutrition (FGN)		10,000,000	6,666,667		10,000,000	10,000,000
23050244	Federal Ministry of Health (NPI)Activities)		400,000,000	266,666,667	2,833,060,032	200,000,000	3,033,060,032
23050246	PEPFAR Contribution for the control of HIV/Aids		357,230,985	238,153,990	208,384,741	148,846,244	357,230,985
23050247	NHIS for Primary School Pupils (Counterpart Fund)		169,740,186	113,160,124		169,740,186	169,740,186
	Sub-Total		5,238,971,171	3,492,647,447	6,416,373,573	2,707,057,630	9,123,431,203
	Total		5,238,971,171.0	3,492,647,447	6,416,373,573	2,707,057,630	9,123,431,203

KWARA STATE REVISED ESTIMATES, 2015
CAPITAL EXPENDITURE - NON AIDS AND GRANTS

Expenditure Code	Details of Expenditure	Approved Estimates 2015	Expected 8 Months Estimate 2015	Actual Expenditure as at August 2015	Expected Estimate for the next 4 Months (Sept.-Dec.) 2015	Revised Estimates 2015
1	2	3	4	5	6	7
23	CAPITAL EXPENDITURE					
0521001	Ministry of Health					
2301	Fixed Assets Purchase					
230101	Purchase of Fixed Assets - General					
23010105	Purchase of Motor Vehicles	18,000,000	12,000,000			
23010108	Purchase of Buses (Ambulances)	90,000,000	60,000,000			
23010113	Purchase of Computer (Human Resource for Health Unit)	440,000	293,333			
23010122	Purchase of Health/Medical Equipment	266,697,894	177,798,596			
23010159	Purchase of Drugs	155,103,125	103,402,083	5,756,770		5,756,770
23010160	Purchase of Commodities for MNCH- UNICEF Child-Survival Programme (State Counterpart)	36,700,000	24,466,667		36,700,000	36,700,000
	Sub-Total	566,941,019	377,960,679	5,756,770	93,140,000	98,896,770
2302	Construction/Provision					
230201	Construction/Provision of Fixed Assets - General					
23020106	Construction/Provision of Hospitals/Health Centres	83,000,000	55,333,333		40,000,000	40,000,000
23020138	Provision of Nutritional Units and Nutrition Activities	5,000,000	3,333,333		13,000,000	13,000,000
23020152	Construction of Incinerator in all Hospitals	30,100,000	20,066,667	4,566,256	25,533,744	30,100,000
23020300	Contractual Obligation for on-going projects	193,003,874	128,669,249	263,069,389		263,069,389
	Sub-Total	311,103,874	207,402,583	267,635,645	78,533,744	346,169,389
2303	Rehabilitation/Repairs					
230301	Rehabilitation/Repairs of Fixed Assets - General					
23030105	Rehabilitation/Repairs of Hospitals/Health Centres	400,000,000	266,666,667	67,981,970		67,981,970
23030153	Rehabilitation/Repairs of Laboratory	50,000,000	33,333,333			
23030154	Vesicco Vaginal Fistula (Obstetric Activities)	15,000,000	10,000,000	2,000,000	4,000,000	6,000,000
	Sub-Total	465,000,000	310,000,000	69,981,970	4,000,000	73,981,970

KWARA STATE REVISED ESTIMATES, 2015
CAPITAL EXPENDITURE - NON AIDS AND GRANTS

Expenditure Code	Details of Expenditure	Approved Estimates 2015	Expected 8 Months Estimate 2015	Actual Expenditure as at August 2015	Expected Estimate for the next 4 Months (Sept.-Dec.) 2015	Revised Estimates 2015
1	2	3	4	5	6	7
23	CAPITAL EXPENDITURE					
0521001	Ministry of Health					
2305	Other Capital Projects					
230501	Acquisition of Non Tangible Assets					
23050102	Computer Software Acquisition:- Kwara State Health Management Information System	25,000,000	16,666,667	-	-	-
23050153	State Counterpart Fund to draw PEPFAR Contribution for HIV/Aids	277,000,000	184,666,667	-	277,000,000	277,000,000
23050181	NHIS for Primary School Pupils (Counterpart Fund)	257,591,664	171,727,776	-	257,591,664	257,591,664
23050208	Health System Fund Project, World Bank Loan Phase II (Counterpart Fund)	131,883,481	87,922,321	74,766,535	57,116,946	131,883,481
23050210	National Programme on Immunisation (State Counterpart Fund)	25,000,000	16,666,667	2,500,000	22,500,000	25,000,000
23050211	Global Alliance Vaccine and Immunization (GAVI) (State Counterpart Fund)	10,000,000	6,666,667	-	10,000,000	10,000,000
23050212	Kwara Eye Care Programme	20,000,000	13,333,333	2,500,000	17,500,000	20,000,000
23050213	Community Based Health Insurance Scheme (State Contribution) Dutch Govt Asst.	520,003,428	346,668,952	900,000	99,100,000	100,000,000
23050214	Viral Haemoregic Fever and Disease Control & Health Emergency Response	62,500,000	41,666,667	-	20,000,000	20,000,000
23050216	Schistosomiasis Control Programme	8,000,000	5,333,333	-	8,000,000	8,000,000
23050217	Maternal, Neonatal and Child Health Week	20,000,000	13,333,333	20,000,000	-	20,000,000
23050218	Primary Health Care Dev. Agency	20,000,000	13,333,333	-	20,000,000	20,000,000
23050219	Health Data on Human Resource for Health Unit	400,000	266,667	-	-	-
23050220	Respectful Maternity Care	1,000,000	666,667	-	1,000,000	1,000,000
	Sub-Total	1,378,378,573.0	918,919,049	100,666,535	789,808,610	890,475,145
	Total	2,721,423,466	1,814,282,311	444,040,920	965,482,354	1,409,523,274

KWARA STATE REVISED ESTIMATES, 2015
CAPITAL EXPENDITURE - COFOG

Function Code	Details of Expenditure	Approved Estimates 2015	Expected 8 Months Estimate 2015	Actual Expenditure as at August 2015	Expected Estimate for the next 4 Months (Sept.-Dec.) 2015	Revised Estimates 2015
1	2	3	4	5	6	7
23	CAPITAL EXPENDITURE BASED ON FUNCTION					
0521001	<i>Ministry of Health</i>					
707	Health					
7071	Medical Products, Appliances and Equipment					
7072	Outpatient Services					
7073	Hospital Services					
7074	Public Health Services					
7075	R & D Health					
7076	Health N.E.C	7,960,394,637	5,306,929,758	6,860,414,493	3,672,539,984	10,532,954,477
	Non-Aids and Grants	2,721,423,466	1,814,282,311	444,040,920	965,482,354	1,409,523,274
	Aids and Grants	5,238,971,171	3,492,647,447	6,416,373,573	2,707,057,630	9,123,431,203

KWARA STATE REVISED ESTIMATES/2015

RECURRENT REVISED EXPENDITURE

ADMIN/ ECONOMIC CODE	ORGANISATION NAME	APPROVED ESTIMATES 2015	EXPECTED 8 MONTHS EXPENDITURE 2015	ACTUAL EXPENDITURE CASH BACKED AS AT 31/8/2015 2015	EXPENDITURE FOR THE NEXT 4 MONTHS (SEPTEMBER - DEC.) 2015	Function REVISED ESTIMATES 2015
1	2	4	5	6	7	8
20000000	RECURRENT EXPENDITURE					
05-SOCIAL SECTOR						
CODE:- 0521002 CODE NAME: KWARA STATE HOSPITALS MANAGEMENT BUREAU						
21	Personnel Cost	-	-	-	-	-
2101	SALARIES AND WAGES	0	-	-	-	-
210101	Salaries	-	-	-	-	-
2202	OVERHEAD COST	126,924,392	84,616,261	21,898,239	42,796,761	64,695,000
220201	TRAVEL AND TRANSPORT	2,400,000	1,600,000	-	1,500,000	1,500,000
22020101	Local Travel and Transport	2,400,000	1,600,000	-	1,500,000	1,500,000
22020104	International Travel and Transport Others	-	-	-	-	-
220202	UTILITIES-GENERAL	480,000	320,000	105,000	95,000	200,000
22020201	Electricity Charges	-	-	-	-	-
22020202	Telephone Charges	-	-	-	-	-
22020203	Internet Access Charges	480,000	320,000	105,000	95,000	200,000
220203	MATERIALS & SUPPLIES-GENERAL	16,710,000	11,140,000	4,499,499	2,560,501	7,060,000
22020301	Office Stationaries/Computer Consumable	360,000	240,000	180,000	80,000	260,000
22020302	E-Books	-	-	-	-	-
22020303	Newspapers	450,000	300,000	219,500	80,500	300,000
22020304	Magazines/Journals/ E-books	2,000,000	1,333,333	-	300,000	300,000
22020305	Printing of Non Security documents	1,500,000	1,000,000	1,000,000	200,000	1,200,000
22020307	Drugs/Laboratory/Medical Supplies for State owned Hospitals	12,400,000	8,266,667	3,099,999	1,900,001	5,000,000
220204	MAINTENANCE SERVICES-GENERAL	1,400,000	933,333	525,000	475,000	1,000,000
22020401	Maintenance of Vehicles/ Transport Equipment	500,000	333,333	250,000	200,000	450,000
22020402	Maintenance of Office Furniture	300,000	200,000	125,000	75,000	200,000
22020404	Maintenance of Office /IT Equipment	300,000	200,000	150,000	100,000	250,000
22020406	Other Maintenance Services	300,000	200,000	-	100,000	100,000

KWARA STATE REVISED ESTIMATES, 2015

RECURRENT REVISED EXPENDITURE

ADMIN/ ECONOMIC CODE	ORGANISATION NAME	APPROVED ESTIMATES	EXPECTED 8 MONTHS EXPENDITURE		ACTUAL EXPENDITURE CASH BACKED AS AT 31/8/2015	EXPENDITURE FOR THE NEXT 4 MONTHS (SEPTEMBER - DEC.)		REVISED ESTIMATES
			2015	2015		2015	2015	
20000000	RECURRENT EXPENDITURE							
1	2	4	5	6	7	8		
		N	N	N	N	N		
05-SOCIAL SECTOR								
CODE:- 0521002 CODE NAME: KWARA STATE HOSPITALS MANAGEMENT BUREAU								
220205	TRAINING- GENERAL	-	-	-	-	-	-	-
22020501	Local Training	-	-	-	-	-	-	-
22020503	Seminars/Workshops/National/ State Council	-	-	-	-	-	-	-
000.000.0	Conferences	840,000	560,000	150,000	100,000	250,000		
22020605	OTHER SERVICES-GENERAL	840,000	560,000	150,000	100,000	250,000		
22020605	Cleaning & Fumigation Services	-	-	-	60,000	60,000		
220207	CONSULTING & PROFESSIONAL SERVICES	300,000	200,000	-	60,000	60,000		
22020701	Financial Consulting	300,000	200,000	-	60,000	60,000		
220208	FUEL AND LUBRICANT-GENERAL	1,020,000	680,000	510,000	140,000	650,000		
22020801	Motor Vehicle Fuel Cost	780,000	520,000	390,000	60,000	450,000		
22020803	Plant/Generator Fuel Cost	240,000	160,000	120,000	80,000	200,000		
220210	MISCILLANEOUS EXPENSES-GENERAL	103,774,392	69,182,928	16,108,740	37,866,260	53,975,000		
22021001	Refreshments & Meals	600,000	400,000	300,000	200,000	500,000		
22021003	Publicity and Advertisements	500,000	333,333	-	300,000	300,000		
22021006	Postages and Courier Services	150,000	100,000	74,500	50,500	125,000		
22021007	Welfare Package	-	-	-	50,000	50,000		
22021014	Annual Budget Expenses & Administration	200,000	133,333	-	3,000,000	3,000,000		
22021022	Incidental Expenses	3,200,000	2,133,333	15,734,240	34,265,760	50,000,000		
22021023	Operational Expenses	99,124,392	66,082,928	-	-	-		
22021026	Monitoring & Evaluation	-	-	-	-	-		
22021036	Healthcare Services	-	-	-	-	-		
	TOTAL FOR CODE 0521002	126,924,392	84,616,261	21,898,239	42,796,761	64,695,000		

KWARA STATE REVISED ESTIMATES, 2015
RECURRENT REVISED EXPENDITURE

ADMIN/ ECONOMIC CODE	ORGANISATION NAME	APPROVED ESTIMATES	EXPECTED 8 MONTHS EXPENDITURE	ACTUAL EXPENDITURE CASH BACKED AS AT 31/8/2015	EXPENDITURE FOR THE NEXT 4 MONTHS (SEPTEMBER - DEC.)	REVISED ESTIMATES
		2015	2015	2015	2015	2015
20000000	RECURRENT EXPENDITURE					
1	2	4	5	6	7	8
		N	N	N	N	N
05 - SOCIAL SECTOR						
CODE:- 0521003 CODE NAME : PRIMARY HEALTHCARE DEVELOPMENT AGENCY						
21	Personnel Cost	-	-	-	-	-
2101	SALARIES & WAGES	-	-	-	-	-
210101	Salaries	-	-	-	-	-
2202	OVERHEAD COST	68,101,000	45,400,667	345,000	2,905,000	3,250,000
220201	TRAVEL AND TRANSPORT	1,500,000	1,000,000	0	190,000	190,000
22020101	Local Travel and Transport	1,500,000	1,000,000	-	190,000	190,000
22020104	International Travel and Transport: Others	-	-	-	-	-
220202	UTILITIES-GENERAL	-	-	-	-	-
22020201	Electricity Charges	-	-	-	-	-
22020202	Telephone Charges	-	-	-	-	-
220203	MATERIALS & SUPPLIES - GENERAL	920,000	613,333	-	-	-
22020301	Office Stationeries/Computer Consumable	400,000	266,667	-	-	-
22020302	Books	-	-	-	-	-
22020303	Newspapers	120,000	80,000	-	-	-
22020304	Magazines & Periodicals	100,000	66,667	-	-	-
22020305	Printing of Non Security Documentss	300,000	200,000	-	-	-
22020306	Printing of Security Documentss	-	-	-	-	-
22020307	Drugs/Laboratory/Medical Supplies	-	-	-	-	-
220204	MAINTENANCE SERVICES - GENERAL	8,300,000	5,533,333	-	823,000	823,000
22020401	Maintenance of Motor Vehicle/Transport Equipment	1,000,000	666,667	-	323,000	323,000
22020402	Maintenance of Office Furniture	2,500,000	1,666,667	-	-	-
22020403	Maintenance of Building & Residential QTRS	-	-	-	-	-
22020404	Maintenance of Office/IT Equipments	1,000,000	666,667	-	-	-

KWARA STATE REVISED ESTIMATES, 2015
RECURRENT REVISED EXPENDITURE

ADMIN/ ECONOMIC CODE	ORGANISATION NAME	APPROVED ESTIMATES	EXPECTED 8 MONTHS EXPENDITURE	ACTUAL EXPENDITURE CASH BACKED AS AT	EXPENDITURE FOR THE NEXT 4 MONTHS (SEPTEMBER - DEC.)	REVISED ESTIMATES
		2015	2015	31/8/2015 2015	2015	2015
20000000	RECURRENT EXPENDITURE	4	5	6	7	8
1	2	₦	₦	₦	₦	₦
05 - SOCIAL SECTOR						
CODE:- 0521003 CODE NAME : PRIMARY HEALTHCARE DEVELOPMENT AGENCY						
22020405	Maintenance of Plant/Generators	3,200,000	2,133,333	-	-	-
22020406	Other Maintenance Services	600,000	400,000	-	500,000	500,000
220205	TRAINING - GENERAL	6,000,000	4,000,000	-	667,000	667,000
22020501	Local Training	2,000,000	1,333,333	-	-	-
22020503	Seminars, Workshop, National/State Council and Conferences	4,000,000	2,666,667	-	667,000	667,000
220206	OTHER SERVICES - GENERAL	825,000	550,000	-	-	-
22020605	Cleaning & Fumigation Services	825,000	550,000	-	-	-
220207	CONSULTING & PROFESSIONAL SERVICES	-	-	-	-	-
22020701	Financial Consulting	-	-	-	-	-
22020702	Information Technology Consulting	-	-	-	-	-
22020703	Legal Service	-	-	-	-	-
22020704	Engineering Services	-	-	-	-	-
22020706	Surveying Services	-	-	-	-	-
22020708	Medical Consulting	-	-	-	-	-
220208	FUEL & LUBRICANT - GENERAL	360,000	240,000	-	-	-
22020801	Motor Vehicle Fuel Cost	240,000	160,000	-	-	-
22020803	Plant/Generator Fuel Cost	120,000	80,000	-	-	-
220210	MISCELLANEOUS EXPENSES - GENERAL	50,196,000	33,464,000	345,000	1,225,000	1,570,000
22021001	Refreshment & Meals	360,000	240,000	-	-	-
22021003	Publicity & Advertisements	5,000,000	3,333,333	-	-	-
22021006	Postages & Courier Services	136,000	90,667	-	-	-
22021014	Annual Budget Expenses & Administration	200,000	133,333	-	190,000	190,000
22021022	Incidental Expenses	4,000,000	2,666,667	-	-	-

KWARA STATE REVISED ESTIMATES, 2015
RECURRENT REVISED EXPENDITURE

ADMIN/ ECONOMIC CODE	ORGANISATION NAME	APPROVED ESTIMATES	EXPECTED 8 MONTHS EXPENDITURE	ACTUAL EXPENDITURE CASH BACKED AS AT 31/8/2015	EXPENDITURE FOR THE NEXT 4 MONTHS (SEPTEMBER - DEC.)	REVISED ESTIMATES
		2015	2015	2015	2015	2015
20000000	RECURRENT EXPENDITURE					
1	2	4	5	6	7	8
		₦	₦	₦	₦	₦
05 - SOCIAL SECTOR						
CODE:- 0521003 CODE NAME : PRIMARY HEALTHCARE DEVELOPMENT AGENCY						
22021023	Operational Expenses	15,500,000	10,333,333	45,000	135,000	180,000
22021025	Business Promotion/Trade Fair/Trade Mission		-		-	
22021026	Monitoring & Evaluation	1,200,000	800,000		-	
22021036	Health Care Services	8,800,000	5,866,667	300,000	900,000	1,200,000
22021037	Midwifery Service Scheme	15,000,000	10,000,000		-	
	TOTAL FOR CODE 0521003	68,101,000	45,400,667	345,000	2,905,000	3,250,000

KWARA STATE REVISED ESTIMATES, 2015
RECURRENT REVENUE DETAILS

Economic Code No.	Details of Revenue	Approved Estimates	Expected 8 Months Collection Jan. - August	Total Actual Revenue Collection as at 31/08/2015	Expected 4 Months Collection Sept. - Dec.	Revised Estimates
		2015	2015	2015	2015	2015
1	2	4	5	6	7	6 + 7 = 8
0535001	MINISTRY OF ENVIRONMENT & FORESTRY					
12020100	CODE NAME: LICENCES - GENERAL					
12020108	Hunting Licence & Tropics	500,000	333,333	486,100	38,000	524,100
	Sub-Total	500,000	333,333	486,100	38,000	524,100
12020400	CODE NAME: FEES - GENERAL					
12020401	Contract Documents: Non-Refundable Fees	700,000	466,667	0	0	0
	Regist. & Renewal of Priv. Refuse Collection					
12020421	Agencies Fees	1,220,000	813,333	20,000	80,000	100,000
12020422	Fee from Public Toilets	240,000	160,000	45,000	55,000	100,000
12020423	Pest Control and Fumigation Fees	280,000	186,667	0	300,000	300,000
	Registraion of fumigation and pest control					
12020424	Agents/Chemical Dealers	200,000	133,333	0	0	0
12020425	Registration and Renewal of Bill Sawmills Fees	2,380,000	1,586,667	2,737,000	122,000	2,859,000
12020426	Forest Re-Generation Fees	103,780,000	69,186,667	5,998,450	1,853,080	7,851,530
12020427	Administrative Charges Fee	2,000,000	1,333,333	562,300	205,250	767,550
	Fee on Environmental Impact (Communication					
12020428	Mast)	200,000	133,333	0	0	0
	Sub-Total	111,000,000	74,000,000	9,362,750	2,615,330	11,978,080
12020500	CODE NAME: FINES - GENERAL					
12020503	Fine for Illegal Removal of Forest Product	1,000,000	666,667	3,112,500	1,387,500	4,500,000
	Sub-Total	1,000,000	666,667	3,112,500	1,387,500	4,500,000
12020700	CODE NAME - EARNING GENERAL					
12020731	Earning from Control Post (Forest Products)	2,500,000	1,666,667	1,347,300	652,700	2,000,000
	Earning from Metro Park (former Amusement					
12020732	Park)	0	0	0	0	0
12020733	Earning from Metal Scrab/gas Emission	3,000,000	2,000,000	300,000	300,000	600,000
	Earning from Commerical Waste Collection and					
12020734	Disposal	2,000,000	1,333,333	895,000	490,000	1,385,000
	Earning from Gaseous Emission					
12020735		0	0	0	0	0

KWARA STATE REVISED ESTIMATES, 2015

RECURRENT REVENUE DETAILS

Economic Code	Details of Revenue	Approved Estimates	Expected	Total Actual	Expected	Revised Estimates
		2015	8 Months Collection 2015	Revenue Collection 2015	4 Months Collection 2015	2015
1	2	4	5	6	7	6 + 7 = 8
0535001	MINISTRY OF ENVIRONMENT & FORESTRY					
12020736	Earning from Waste Buns and Bads	0	0	0	0	0
12020737	Earning from Environmental Protection Permit and Waste Basket	0	0	0	0	0
12020738	Earning from Cesspool Emptier Services	0	0	0	0	0
	Sub-Total	7,502,019	5,002,020	2,544,321	1,444,722	3,987,015
	TOTAL FOR: CODE 0535001 - MIN. OF ENVIRONMENT & FORESTRY	120,002,019	80,002,020	15,505,671	5,485,552	20,989,195

KWARA STATE REVISED ESTIMATES, 2015
RECURRENT REVISED EXPENDITURE

ADMIN/ ECONOMIC CODE	ORGANISATION NAME	APPROVED ESTIMATES	EXPECTED 8 MONTHS EXPENDITURE	ACTUAL EXPENDITURE CASH BACKED AS AT 31/8/2015	EXPENDITURE FOR THE NEXT 4 MONTHS (SEPTEMBER - DEC.)	REVISED ESTIMATES
		2015	2015	2015	2015	2015
1	2	4	5	6	7	8
		₦	₦	₦	₦	₦
20000000	RECURRENT EXPENDITURE					
05 - SOCIAL SECTOR						
CODE:- 0535001 CODE NAME : MINISTRY OF ENVIRONMENT & FORESTRY						
21	Personnel Cost	115,671,355	77,114,237	79,466,812	39,924,406	119,391,218
210101	SALARIES & WAGES	-	-	-	-	-
21010101	Salaries	115,671,355	77,114,237	79,466,812	39,924,406	119,391,218
2202	OVERHEAD COST	305,398,984	203,284,005	126,116,897	183,234,770	309,351,667
220201	TRAVEL AND TRANSPORT - GENERAL	2,406,667	1,604,444	647,000	488,000	1,135,000
22020101	Local Travel and Transport	1,446,667	964,444	327,000	248,000	575,000
22020102	Local Travel and Transport: Others	960,000	640,000	320,000	240,000	560,000
22020103	International Travel and Transport	-	-	-	-	-
220202	UTILITIES - GENERAL	840,000	560,000	-	-	-
22020201	Electricity Charges	600,000	400,000	-	-	-
22020202	Telephone Charges	-	-	-	-	-
22020203	Internet Access Charges	-	-	-	-	-
22020204	Satellite Broadcasting Access Charges	-	-	-	-	-
22020205	Water Rates	240,000	160,000	-	-	-
220203	MATERIALS & SUPPLIES - GENERAL	566,667	377,778	190,000	200,000	390,000
22020301	Office Stationeries/Computer Consumables	180,000	120,000	60,000	60,000	120,000
22020302	Books	-	-	-	-	-
22020303	Newspapers	386,667	257,778	130,000	140,000	270,000
22020304	Magazines & Periodicals	-	-	-	-	-
22020305	Printing of Non Security Documents	-	-	-	-	-
220204	MAINTENANCE SERVICES - GENERAL	44,874,667	29,601,127	15,050,000	27,612,667	42,662,667
22020401	Maintenance of Motor Vehicle/Transport Equipment	606,000	88,683	202,000	202,000	404,000
22020402	Maintenance of Office Furniture	96,000	64,000	32,000	28,000	60,000
22020403	Maintenance of Building & Residential QTRS	-	-	-	-	-

KWARA STATE REVISED ESTIMATES, 2015
RECURRENT REVISED EXPENDITURE

ADMIN/ ECONOMIC CODE	ORGANISATION NAME	APPROVED ESTIMATES	EXPECTED 8 MONTHS EXPENDITURE	ACTUAL EXPENDITURE CASH BACKED AS AT 31/8/2015	EXPENDITURE FOR THE NEXT 4 MONTHS (SEPTEMBER - DEC.)	REVISED ESTIMATES
		2015	2015	2015	2015	2015
1	2	4	5	6	7	8
		₦	₦	₦	₦	₦
20000000	RECURRENT EXPENDITURE					
05 - SOCIAL SECTOR						
CODE:- 0535001 CODE NAME : MINISTRY OF ENVIRONMENT & FORESTRY						
22020404	Maintenance of Office/IT Equipments	252,000	168,000	84,000	64,000	148,000
22020405	Maintenance of Plant/Generators	150,000	100,000	50,000	30,000	80,000
22020406	Other Maintenance Services	43,770,667	29,180,444	14,682,000	27,288,667	41,970,667
220205	TRAINING - GENERAL	-	-	-	2,000,000	2,000,000
22020501	Local Training	-	-	-	-	-
22020502	International Training	-	-	-	-	-
22020503	Seminars, Workshop, National/State Council and Conferences	-	-	-	2,000,000	2,000,000
220206	OTHER SERVICES - GENERAL	2,486,992	1,657,995	475,900	344,100	820,000
22020601	Security Services	-	-	-	-	-
22020605	Cleaning & Fumigation Services	2,486,992	1,657,995	475,900	344,100	820,000
220207	CONSULTING & PROFESSIONAL SERVICES - GENERAL	247,008,000	164,672,000	107,357,333	150,642,667	258,000,000
22020701	Financial Consulting	-	-	-	-	-
22020702	Information Technology Consulting	-	-	-	-	-
22020703	Legal Services	-	-	-	-	-
22020704	Engineering Services	-	-	-	-	-
22020709	Waste Management Consulting	247,008,000	164,672,000	107,357,333	150,642,667	258,000,000
220208	FUEL & LUBRICANTS - GENERAL	889,333	592,889	314,000	270,000	584,000
22020801	Motor Vehicle Fuel Cost	697,333	464,889	250,000	230,000	480,000
22020802	Other Transport Equipment Fuel Cost	-	-	-	-	-
22020803	Plant/Generator Fuel Cost	192,000	128,000	64,000	40,000	104,000
220210	MISCELLANEOUS EXPENSES - GENERAL	6,326,659	4,217,772	2,082,664	1,677,336	3,760,000
22021001	Refreshment & Meals	528,000	352,000	176,000	164,000	340,000

KWARA STATE REVISED ESTIMATES, 2015
RECURRENT REVISED EXPENDITURE

ADMIN/ ECONOMIC CODE	ORGANISATION NAME	APPROVED ESTIMATES	EXPECTED 8 MONTHS EXPENDITURE	ACTUAL EXPENDITURE CASH BACKED AS AT	EXPENDITURE FOR THE NEXT 4 MONTHS (SEPTEMBER - DEC..)	REVISED ESTIMATES
		2015	2015	31/8/2015 2015	2015	2015
1	2	4	5	6	7	8
		₦	₦	₦	₦	₦
20000000	RECURRENT EXPENDITURE					
05 - SOCIAL SECTOR						
CODE:- 0535001 CODE NAME : MINISTRY OF ENVIRONMENT & FORESTRY						
22021003	Publicity & Advertisements	1,879,992	1,253,328	626,664	473,336	1,100,000
22021006	Postages & Courier Services	-	-	-	-	-
22021007	Welfare Packages	-	-	-	-	-
22021014	Annual Budget Expenses	78,667	52,444	-	20,000	20,000
22021021	Special Day/Celebrations	-	-	-	-	-
22021022	Incidental Expenses	-	-	-	-	-
22021023	Operational Expenses	3,840,000	2,560,000	1,280,000	1,020,000	2,300,000
22021026	Monitoring & Evaluation	-	-	-	-	-
22021060	Research Activities	-	-	-	-	-
	TOTAL FOR CODE 0535001	421,070,339	280,398,242	205,583,709	223,159,176	428,742,885
220501	SUBSIDY GENERAL	36,000,000	24,000,000	3,457,725	6,874,432	10,332,157
0535011	Kwara Environment Protection Agency	36,000,000	24,000,000	3,457,725	6,874,432	10,332,157

KWARA STATE REVISED ESTIMATES, 2015
CAPITAL EXPENDITURE - NON AIDS AND GRANTS

Expenditure Code	Details of Expenditure	Approved Estimates 2015	Expected 8 Months Estimate 2015	Actual Expenditure as at August 2015	Expected Estimate for the next 4 Months (Sept.-Dec.) 2015	Revised Estimates 2015
1	2	3	4	5	6	7
23	CAPITAL EXPENDITURE					
0535001	Ministry of Environment and Forestry					
2301	Fixed Assets Purchase					
230101	Purchase of Fixed Assets - General					
23010104	Purchase of Motor Cycles (20 Nos for Monitoring & House to House inspection)	2,400,000	1,600,000	-	2,000,000	2,000,000
23010107	Purchase of Trucks (Waste Management)	100,000,000	66,666,667	-	50,000,000	50,000,000
23010161	Purchase of Waste Compactors	50,000,000	33,333,333	-	50,000,000	50,000,000
	Sub-Total	152,400,000	101,600,000	-	102,000,000	102,000,000
2302	Construction/Provision					
230201	Construction/Provision of Fixed Assets - General					
2303	Rehabilitation/Repairs					
230301	Rehabilitation/Repairs of Fixed Assets - General					
23030121	Rehabilitation of Office Building (KWEPA Offices)	5,000,000	3,333,333	-	5,000,000	5,000,000
23030155	Rehabilitation and Equipping of Area Forest Offices	5,000,000	3,333,333	-	-	-
23030156	Rehabilitation of 30 Roro -Bins	20,000,000	13,333,333	-	15,000,000	15,000,000
	Sub-Total	30,000,000	20,000,000	-	20,000,000	20,000,000
2304	Preservation					
230401	Preservation of the Environment - General					
23040101	Tree Planting:- High Forest Regeneration	2,000,000	1,333,333	-	1,000,000	1,000,000
23040102	Erosion & Flood Control:- Channelization and Dregging of Ecological Problem Site	40,000,000	26,666,667	-	40,000,000	40,000,000
23040104	Pollution Prevention & Control:-Upgrading of Existing Waste Dumpsite	44,491,343	29,660,895	-	26,000,000	26,000,000
23040106	Communal Woodlots	1,600,000	1,066,667	-	930,000	930,000
	Sub-Total	88,091,343	58,727,562	-	67,930,000	67,930,000

KWARA STATE REVISED ESTIMATES, 2015
CAPITAL EXPENDITURE - NON AIDS AND GRANTS

Expenditure Code	Details of Expenditure	Approved Estimates 2015	Expected 8 Months Estimate 2015	Actual Expenditure as at August 2015	Expected Estimate for the next 4 Months (Sept.-Dec.) 2015	Revised Estimates 2015
1	2	3	4	5	6	7
23	CAPITAL EXPENDITURE					
0535001	<i>Ministry of Environment and Forestry</i>					
2305	Other Capital Projects					
230501	Acquisition of Non Tangible Assets					
23050221	ARMECO Balance Payment	-	-	-	-	-
23050222	Insurance Policy on Waste Management trucks	-	-	-	-	-
23050223	Production of Bill of Engineering Measurement and Evaluation and Engineering Design for all ecological problems areas in Kwara State	-	-	-	-	-
	<i>Sub-Total</i>	-	-	-	-	-
	Total	270,491,343	180,327,562	-	189,930,000	189,930,000

KWARA STATE REVISED ESTIMATES, 2015
CAPITAL EXPENDITURE - COFOG

Function Code	Details of Expenditure	Approved Estimates 2015	Expected 8 Months Estimate 2015	Actual Expenditure as at August 2015	Expected Estimate for the next 4 Months (Sept.-Dec.) 2015	Revised Estimates 2015
1	2	3	4	5	6	7
23	CAPITAL EXPENDITURE BASED ON FUNCTION					
0535001	<i>Ministry of Environment and Forestry</i>					
705	Environmental Protection					
7051	Waste management					
7052	Waste Water Management					
7053	Polution Abatement					
7054	Protection of Biodiversity and Landscape					
7055	R & D Environment Protection					
7056	Environmental Protection N.E.C	270,491,343	180,327,562	-	189,930,000	189,930,000
	Non-Aids and Grants	270,491,343	180,327,562	-	189,930,000	189,930,000

KWARA STATE REVISED ESTIMATES, 2015

RECURRENT REVENUE DETAILS

Economic Code No.	Details of Revenue	Approved Estimates 2015	Expected 8 Months Collection Jan. - August 2015	Total Actual Revenue Collection as at 31/08/2015 2015	Expected 4 Months Collection Sept. - Dec. 2015	Revised Estimates 2015 6 + 7 = 8
1	2	4	5	6	7	8
0551001	MINISTRY OF LOCAL GOVT. & CHIEFTANCY AFFAIRS					
12020400	CODE NAME: FEES - GENERAL					
12020401	Contract Documents: Non_Refundable Fees	0	0	0	0	0
12020470	Registration of Comm. Devt. In the State	1,500,000	1,000,000	0	100,000	100,000
12020471	Cost of Collection of LG Tenement Rate	0	0	0	0	0
	Sub-Total	1,500,000	1,000,000	0	100,000	100,000
	TOTAL FOR: CODE 0551001 - MIN. OF LOCAL GOVT. & CHIEFTANCY AFFAIRS	1,500,000	1,000,000	0	100,000	100,000

KWARA STATE REVISED ESTIMATES, 2015
RECURRENT REVISED EXPENDITURE

ADMIN/ ECONOMIC CODE	ORGANISATION NAME	APPROVED	EXPECTED 8	ACTUAL	EXPENDITURE FOR	REVISED
		ESTIMATES	MONTHS	EXPENDITURE	THE NEXT 4	
		2015	2015	CASH BACKED AS AT 31/8/2015 2015	MONTHS (SEPTEMBER - DEC.) 2015	2015
20000000	RECURRENT EXPENDITURE					
1	2	4	5	6	7	8
05 - SOCIAL SECTOR						
CODE:- 0551001 CODE NAME : MINISTRY OF LOCAL GOVT. & CHIEFTANCY AFFAIRS & COMMUNITY DEVELOPMENT						
21	Personnel Cost	59,841,432	39,894,288	41,831,703	20,915,851	62,747,554
210101	SALARIES & WAGES	-	-	-	-	-
21010101	Salaries	59,841,432	39,894,288	41,831,703	20,915,851	62,747,554
2202	OVERHEAD COST	207,624,000	138,416,000	47,693,999	154,278,059	197,904,725
220201	TRAVEL AND TRANSPORT- GENERAL	3,667,333	2,444,889	-	3,667,333	3,667,333
22020101	Local Travel and Transport	3,667,333	2,444,889	-	3,667,333	3,667,333
22020103	International Travel and Transport	-	-	-	-	-
220202	UTILITIES - GENERAL	-	-	-	-	-
22020201	Electricity Charges	-	-	-	-	-
22020202	Telephone Charges	-	-	-	-	-
22020203	Internet Access Charges	-	-	-	-	-
22020204	Satellite Broadcasting Access Charges	-	-	-	-	-
22020205	Water Rates	-	-	-	-	-
220203	MATERIALS & SUPPLIES - GENERAL	1,240,000	826,667	1,112,500	300,000	1,412,500
22020301	Office Stationeries/Computer Consumables	500,000	333,333	450,000	150,000	600,000
22020302	Books	-	-	-	-	-
22020303	Newspapers	500,000	333,333	450,000	150,000	600,000
22020304	Magazines & Periodicals	173,333	115,556	162,500	-	162,500
22020305	Printing of Non Security Documents	66,667	44,444	50,000	-	50,000
220204	MAINTENANCE SERVICES - GENERAL	900,000	600,000	587,500	465,833	4,395,535
22020401	Maintenance of Motor Vehicle/Transport Equipment	213,333	142,222	-	2,835,535	2,835,535
22020402	Maintenance of Office Furniture	220,000	146,667	200,000	820,000	1,020,000
22020403	Maintenance of Office Building	26,667	17,778	-	-	-
22020404	Maintenance of Office/IT Equipments	200,000	133,333	200,000	100,000	300,000

KWARA STATE REVISED ESTIMATES, 2015

RECURRENT REVISED EXPENDITURE

ADMIN/ ECONOMIC CODE	ORGANISATION NAME	APPROVED ESTIMATES	EXPECTED 8 MONTHS EXPENDITURE	ACTUAL EXPENDITURE CASH BACKED AS AT 31/8/2015	EXPENDITURE FOR THE NEXT 4 MONTHS (SEPTEMBER - DEC...)	REVISED ESTIMATES
		2015	2015	2015	2015	2015
1	2	4	5	6	7	8
20000000	RECURRENT EXPENDITURE					
05 - SOCIAL SECTOR						
CODE:- 0551001 CODE NAME : MINISTRY OF LOCAL GOVT. & CHIEFTANCY AFFAIRS & COMMUNITY DEVELOPMENT						
22020405	Maintenance of Plant/Generators	240,000	160,000	187,500	52,500	240,000
22020406	Other Maintenance Services	-	-	-	-	-
22020415	Maintenance of Royal Chalets	-	-	-	-	-
220205	TRAINING - GENERAL	666,667	444,444	-	2,424,000	2,424,000
22020501	Local Training	-	-	-	-	-
22020502	International Training	-	-	-	-	-
22020503	Seminars, Workshop, National/State Council and Conferences	666,667	444,444	-	2,424,000	2,424,000
220206	OTHER SERVICES - GENERAL	-	-	-	-	-
22020601	Security Service	-	-	-	-	-
22020605	Cleaning & Fumigation Services	-	-	-	-	-
220207	CONSULTING & PROFESSIONAL SERVICES GENERAL	-	-	-	-	-
22020701	Financial Consulting	-	-	-	-	-
22020702	Information Technology Consulting	-	-	-	-	-
22020703	Legal Services	-	-	-	-	-
22020704	Engineering Services	-	-	-	-	-
220208	FUEL & LUBRICANTS - GENERAL	170,000	113,333	50,000	99,047	149,047
22020801	Motor Vehicle Fuel Cost	63,333	42,222	-	63,333	63,333
22020803	Plant/Generator Fuel Cost	106,667	71,111	50,000	35,714	85,714
220210	MISCELLANEOUS EXPENSES - GENERAL	200,980,000	133,986,667	45,943,999	147,321,846	185,856,310
22021001	Refreshment & Meals	700,000	466,667	425,000	275,000	700,000
22021003	Publicity & Advertisements	200,000	133,333	-	200,000	200,000
22021004	Medical Expenses - Local	1,800,000	1,200,000	-	1,000,000	1,000,000
22021006	Postages & Courier Services	-	-	-	-	-

KWARA STATE REVISED ESTIMATES, 2015
RECURRENT REVISED EXPENDITURE


ADMIN/ ECONOMIC CODE	ORGANISATION NAME	APPROVED ESTIMATES	EXPECTED 8 MONTHS EXPENDITURE	ACTUAL EXPENDITURE CASH BACKED AS AT 31/8/2015	EXPENDITURE FOR THE NEXT 4 MONTHS (SEPTEMBER - DEC.)	REVISED ESTIMATES
		2015	2015	2015	2015	2015
1	2	4	5	6	7	8
		₦	₦	₦	₦	₦
20000000	RECURRENT EXPENDITURE					
05 - SOCIAL SECTOR						
CODE:- 0551001 CODE NAME : MINISTRY OF LOCAL GOVT. & CHIEFTANCY AFFAIRS & COMMUNITY DEVELOPMENT						
22021007	Welfare Packages	196,000,000	130,666,667	45,518,999	134,537,311	180,056,310
22021014	Annual Budget Expenses & Administration	-	-	-	-	-
22021021	Special Day/Celebrations	-	-	-	-	-
22021022	Incidental Expenses	-	-	-	-	-
22021023	Operational Cost	-	-	-	-	-
22021026	Monitoring & Evaluation	100,000	66,667	-	-	-
22021027	Committee & Commission	-	-	-	-	-
22021031	Meeting/Visitation	180,000	120,000	-	-	-
22021061	Presentation of Staff of Office to Newly Graded Chiefs in the State	2,000,000	1,333,333	-	3,900,000	3,900,000
	TOTAL FOR CODE 0551001	267,465,432	178,310,288	89,525,702	175,193,910	260,652,279

KWARA STATE REVISED ESTIMATES, 2015
CAPITAL EXPENDITURE - NON AIDS AND GRANTS

Expenditure Code	Details of Expenditure	Approved Estimates 2015	Expected 8 Months Estimate 2015	Actual Expenditure as at August 2015	Expected Estimate for the next 4 Months (Sept.-Dec.) 2015	Revised Estimates 2015
1	2	3	4	5	6	7
23	CAPITAL EXPENDITURE					
0551001	<i>Ministry of Local Government, Chieftaincy Affairs and Community Development</i>					
2301	Fixed Assets Purchase					
230101	Purchase of Fixed Assets - General					
23010105	Purchase of Motor Vehicles (2nd & 3rd Class Chiefs in the State)	80,000,000	53,333,333	-	80,000,000	80,000,000
23010140	Purchase of Communication Equipment (Mobilization & Sensitization)	2,000,000	1,333,333	-	2,000,000	2,000,000
	<i>Sub-Total</i>	82,000,000	54,666,667	-	82,000,000	82,000,000
2302	Construction/Provision					
230201	Construction/Provision of Fixed Assets - General					
23020104	Construction/Provision of Housing (Palaces for traditional rulers "Grant")	32,000,000	21,333,333	-	32,000,000	32,000,000
	<i>Sub-Total</i>	32,000,000	21,333,333	-	32,000,000	32,000,000
2303	Rehabilitation/Repairs					
230301	Rehabilitation/Repairs of Fixed Assets - General					
2305	Other Capital Projects					
230501	Acquisition of Non Tangible Assets					
23050225	Matching Grant for Communities Self-Help priority projects	48,000,000	32,000,000	-	48,000,000	48,000,000
	<i>Sub-Total</i>	48,000,000	32,000,000	-	48,000,000	48,000,000
	<i>Total</i>	162,000,000	108,000,000	-	162,000,000	162,000,000

KWARA STATE REVISED ESTIMATES, 2015
CAPITAL EXPENDITURE - COFOG


Function Code	Details of Expenditure	Approved Estimates 2015	Expected 8 Months Estimate 2015	Actual Expenditure as at August 2015	Expected Estimate for the next 4 Months (Sept.-Dec.) 2015	Revised Estimates 2015
1	2	3	4	5	6	7
23	CAPITAL EXPENDITURE BASED ON FUNCTION					
0551001	<i>Ministry of Local Government, Chieftaincy Affairs and Community Development</i>					
708	Recreation Culture and Religion					
7081	Recreation and Sporting Services					
7082	Cultural Services					
7083	Broadcasting and Publishing Services					
7084	Religious and Other Community Services					
7085	R & D Recreation, Culture and Religion					
7086	Recreation, Culture and Religion N.E.C					
	Non-Aids and Grants	162,000,000	108,000,000	-	162,000,000	162,000,000
		162,000,000	108,000,000	-	162,000,000	162,000,000



KWARA AGRO MALL



**KWARA STATE DEMAND DRIVEN
AGRIC PROGRAM FOR FARMERS**



**IRRIGATION FARMING AND SOYA BEANS FARM
AS PART OF HE'S AGRIC DRIVE TO ENHANCE
AGRICULTURAL DEVELOPMENT**



