



**ANAMBRA STATE GOVERNMENT, NIGERIA**

---

# **BUDGET PERFORMANCE REPORT QUARTER 4 2024 (OCTOBER - DECEMBER)**

**Date of Publication**

28<sup>th</sup> January 2025

## Contents

1	Summary of Performance .....	3
1.A	Introduction .....	3
1.B	Revenue Performance .....	3
1.C	Recurrent Expenditure Performance .....	3
1.D	Capital Expenditure Performance .....	4
1.E	Conclusions .....	4
1.F	Summary Fiscal Performance Graphs .....	5
2	Budget Reports .....	9
2.A	Summary .....	9
2.B	Revenue by Administrative Classification .....	10
2.C	Revenue by Economic Classification .....	12
2.D	Expenditure by Administrative Classification .....	17
2.E	Expenditure by Economic Classification .....	68
2.F	Expenditure by Function .....	73
2.G	Expenditure by Programme .....	83
2.H	Capital Expenditure Details .....	90

## List of Reports

Table 1: Budget Summary .....	9
Table 2: Total Revenue by Administrative Classification.....	10
Table 3: Total Revenue by Economic Classification.....	12
Table 4: Total Expenditure by Administrative Classification .....	17
Table 5: Personnel Expenditure by Administrative Classification .....	39
Table 6: Overhead Expenditure by Administrative Classification .....	41
Table 7: Capital Expenditure by Administrative Classification .....	64
Table 8: Other Expenditure by Administrative Classification.....	67
Table 9: Total Expenditure by Economic Classification .....	68
Table 10: Total Expenditure by Function.....	73
Table 11: Personnel Expenditure by Function.....	76
Table 12: Overhead Expenditure by Function .....	78
Table 13: Capital Expenditure by Function.....	80
Table 14: Other Expenditure by Function .....	82
Table 15: Total Expenditure by Programme.....	83
Table 16: Personnel Expenditure by Programme.....	85
Table 17: Overhead Expenditure by Programme .....	86
Table 18: Capital Expenditure by Programme.....	87
Table 19: Other Expenditure by Programme .....	89
Table 20: Capital Expenditure by Project .....	90

# 1 Summary of Performance

## 1.A Introduction

This report includes the approved budget appropriation for the year 2024 against each organizational unit for each of the core economic classifications of expenditures (Personnel, Overheads, Capital, and Others); the actual expenditures for the quarter Q4, attributed to each organizational unit, as well as the cumulative expenditures for the year to date, and balances against each of the revenue and expenditure appropriations.

This Q4 report is assessed against the 2024 Final/Revised budget. The 2024 Final Budget consists of the 2024 Original Budget and the 2024 Budget revisions, which the Anambra State House of Assembly approved.

The core economic classifications refer to:

- Personnel – Economic Sub-Account Type 21
- Overheads - Economic Account Class 2202
- Capital - Economic Sub-Account Type 23
- Others - Economic Account Classes 2203-2209 as applicable

This Budget Performance Report is produced by the Account General Department/ Ministry of Finance/ Ministry of Budget and Economic Planning and published on the Anambra State website.

## 1.B Revenue Performance

The 2024 State Approved Revised Budget shows that total approved revenue, excluding loans, is ₦279.76 billion, comprising an opening balance of ₦30.17 billion, Statutory Allocation of ₦76.70 billion, Value Added Tax Allocation of ₦58.5 billion, other FAAC revenue of ₦64.3 billion, Internally Generated Revenue (Independent Revenue) of ₦50.1 billion, and Capital Receipt of ₦7.4 billion.

For the period under review (Oct – Dec), total recurrent revenue was ₦38.43 billion, with a cumulative year-to-date total of ₦279.02 billion, representing 111.8% of the approved budget. The government's share of FAAC for the quarter was ₦24.7 billion, with a year-to-date value of ₦237.0 billion, representing 111.8% performance. Independent revenue was ₦13.7 billion for the quarter, with a cumulative total of ₦42.04 billion, representing 84.0% of the approved revised estimates. It is important to note that the components of the NON-OIL REVENUE captured in Q3 still reflected in quarter 4 and they include;- CBN Signature Bonus= 73,400,000,000; Goods & Variety Consideration from FAAC= 5,034,405,058.

Although the cumulative year-to-date IGR performance of 84.0% was below expectations despite the state's high expectation of growth in quarter 4. The present administration, through the Anambra State Internal Revenue Service, has introduced several IGR reforms. IGR is expected to improve with the massive revenue drives, the blocking of revenue leakages, and Ndi Anambra's willingness to pay their taxes. This optimism is fuelled by the massive projects witnessed under the administration of Mr. Solution (Prof. Chukwuma Charles Soludo) and the citizens' embrace of the new revenue collection policies introduced.

## 1.C Recurrent Expenditure Performance

The State Recurrent Expenditure comprises Personnel cost, Overhead cost, and other Recurrent expenditure.

A look at the State's 2024 approved revised budget shows a total budgeted recurrent expenditure of ₦96.2 billion, broken down as follows: Personnel cost is ₦46.2 billion, Overhead cost is ₦33.6 billion, and other recurrent expenditure is ₦16.4 billion.

For the period under review (Oct– Dec), Personnel expenditure was ₦11.6 billion, with a year-to-date value of ₦34.7 billion, representing 73% of the budgeted amount. Overhead cost was ₦2.07 billion, with a cumulative year-to-date total of ₦8.13 billion, representing 73.0%. Other recurrent expenditure was ₦3.54 billion, with a cumulative year-to-date total of ₦12.5 billion, representing 41.3%.

The less-than-expected performance in recurrent expenditure is attributed to the administration's efforts to reduce the cost of governance by reducing the number of political appointees, minimizing ghost workers, doing more with less, and creating a better and more realistic budget that aligns with its programs.

## 1.D Capital Expenditure Performance

The State Government's 2024 revised approved budget showed a total provision of about ₦313.9 billion for capital expenditure, compared to ₦164.5 billion in 2023, representing a 91% increase. For the period under review (Oct – Dec), capital expenditure stood at ₦104.4 billion, with a cumulative total of ₦201 billion, representing 64.1% of the approved estimates for 2024 by the end of the fourth quarter.

This low performance is attributed to the State's policy of evaluating work done before making payments. The performance is expected to increase in the new year as measures are being put in place for fast releases of fund immediately projects and programs are initiated and executed. Notably, road construction activities, which account for about 50% of the capital budget, are ongoing.

## 1.E Conclusions

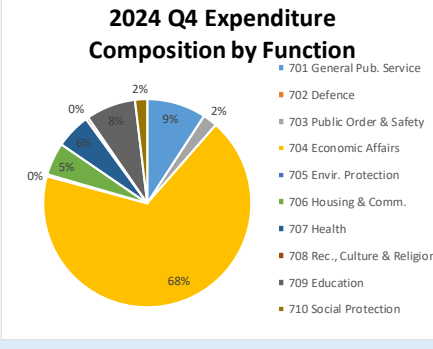
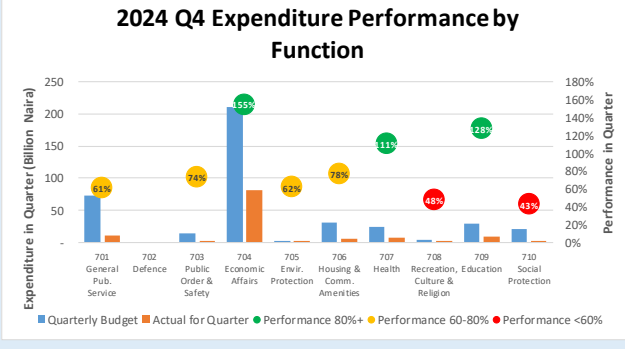
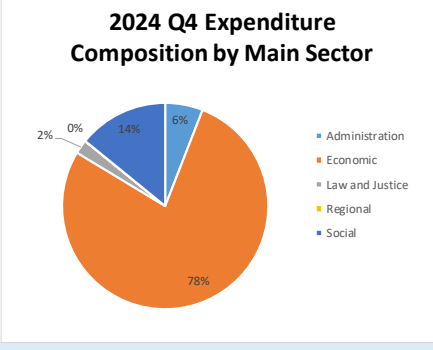
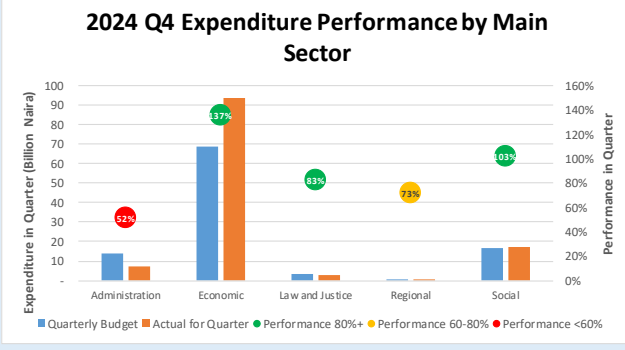
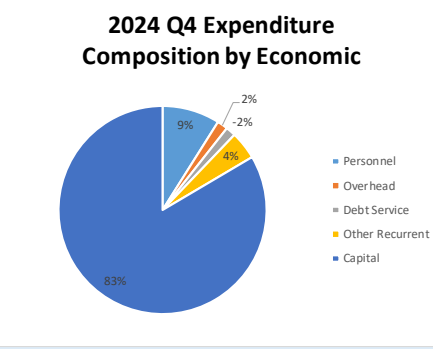
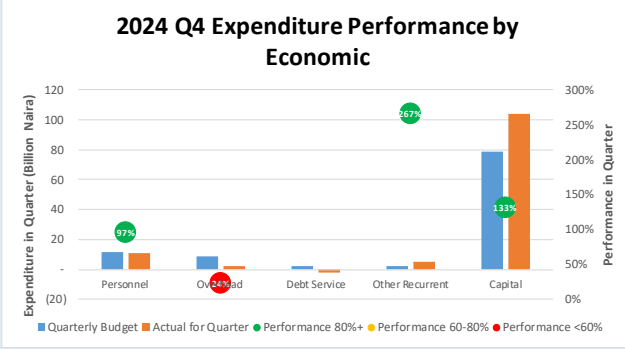
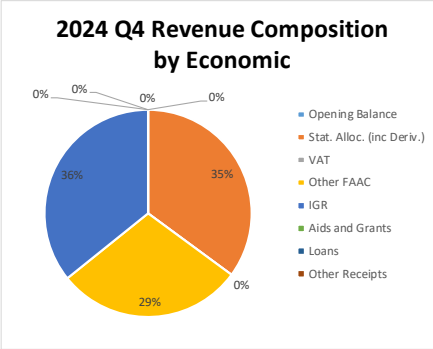
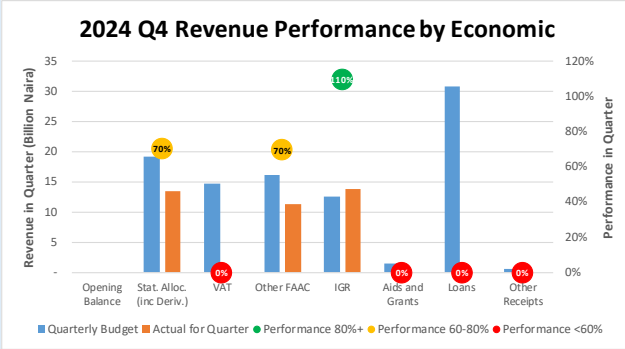

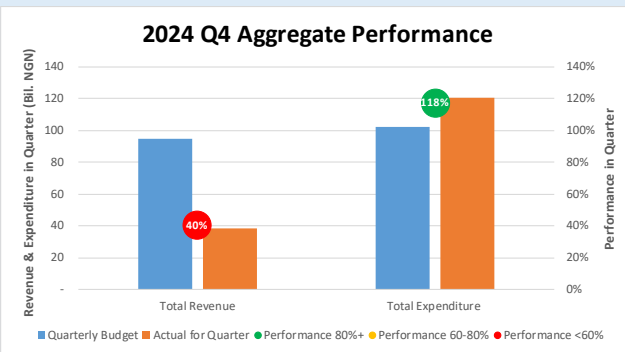
Conclusively, it's quite evident that notwithstanding the challenges, the State is making some progress in its revenue drive, closing all revenue leakages, and ensuring that every money accruing to the state is received into the State's treasury, as evidenced in some revenue line items. Additionally, MDAs and Local Government councils are engaging in grassroots consultations to identify and propose projects that will be beneficial to Ndi Anambra. We expect the budget implementation process to keep improving as the Government embarks on a total transformation of the State infrastructure.



**Dr. Sir Chukwudi Okoli. FCNA**  
*Accountant General.*

## 1.F Summary Fiscal Performance Graphs

Quarterly Budget Performance Metrics 2024 Q4

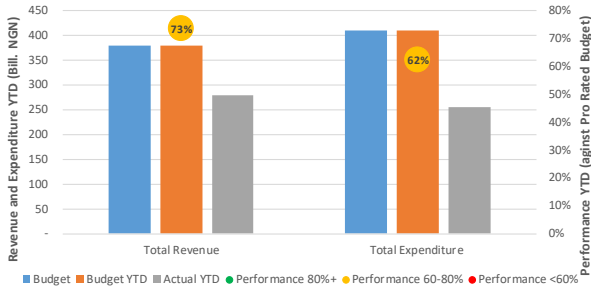




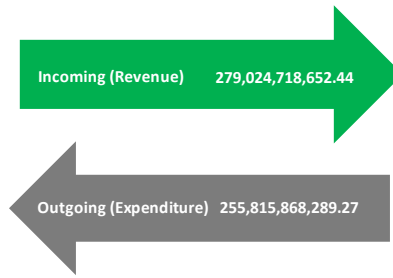


Year to Date (YTD) Performance Metrics 2024 Q4

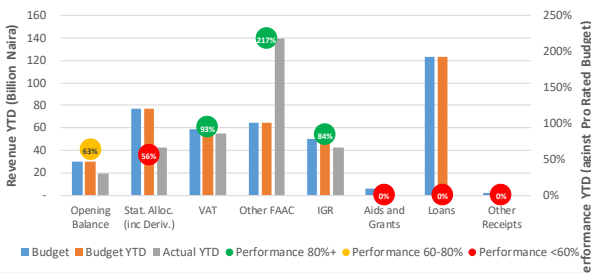
2024 Q4 Aggregate Performance YTD



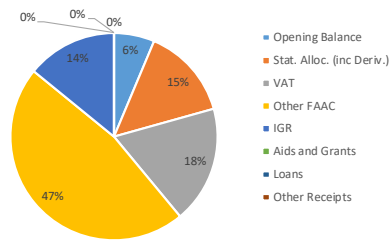
2024 Q4 Flow of Funds YTD



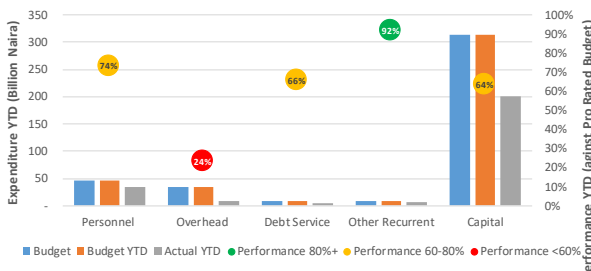
2024 Q4 Revenue Performance by Economic YTD



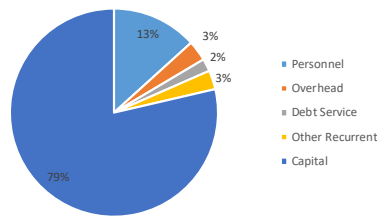
2024 Q4 Revenue Composition by Economic YTD



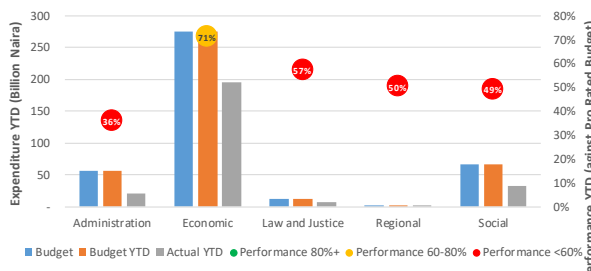
2024 Q4 Expenditure Performance by Economic YTD



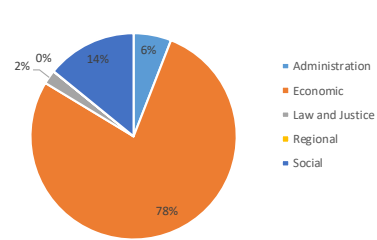
2024 Q4 Expenditure Comp. by Economic YTD



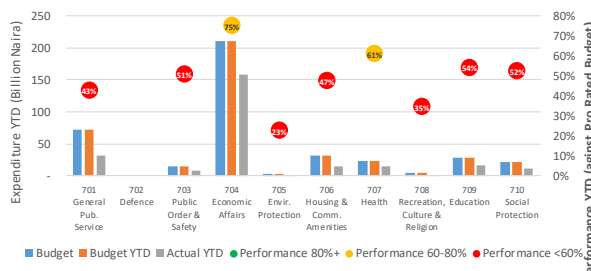
2024 Q4 Expenditure Performance by Main Sector YTD



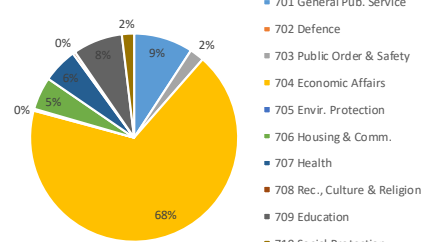
2024 Q4 Expenditure Comp. by Main Sector YTD



2024 Q4 Expenditure Performance by Function YTD



2024 Q4 Expenditure Comp. by Function YTD



## 2 Budget Reports

### 2.A Summary

Table 1: Budget Summary

Anambra State Government 2024 Q4 Budget Performance Report - Summary

Item	2024 Original Budget	2024 Final Budget	2024 Q4 Performance	2024 Performance Year to Date (Q1-Q4)	% Performance Year to Date against 2024 Final Budget	Balance (against Final Budget)
<b>Opening Balance</b>	<b>30,174,967,211.00</b>	<b>30,174,967,211.00</b>	-	<b>18,859,946,931.00</b>	<b>62.5%</b>	<b>11,315,020,280.00</b>
<b>Recurrent Revenue</b>	<b>249,585,744,422.41</b>	<b>249,585,744,422.41</b>	<b>38,436,571,499.88</b>	<b>279,024,718,652.44</b>	<b>111.8%</b>	- <b>29,438,974,230.03</b>
11 - GOVERNMENT SHARE OF FAAC	199,517,260,201.00	199,517,260,201.00	24,687,929,764.07	236,980,003,690.65	118.8%	- 37,462,743,489.65
12 - INDEPENDENT REVENUE	50,068,484,221.41	50,068,484,221.41	13,748,641,735.81	42,044,714,961.79	84.0%	8,023,769,259.62
<b>Recurrent Expenditure</b>	<b>96,201,936,745.99</b>	<b>96,201,936,745.99</b>	<b>16,775,671,297.34</b>	<b>54,671,108,952.67</b>	<b>56.8%</b>	<b>41,530,827,793.32</b>
21 - PERSONNEL COST (INCLUDING 2201 WHERE APPROPRIATE)	46,200,295,746.88	46,200,295,746.88	11,163,147,781.54	34,001,954,937.40	73.6%	12,198,340,809.48
22 - OTHER RECURRENT COSTS (EXCLUDING 2201)	50,001,640,999.11	50,001,640,999.11	5,612,523,515.80	20,669,154,015.27	41.3%	29,332,486,983.84
<i>Breakdown of Other Recurrent Costs</i>						
2202 - OVERHEAD COST	33,601,058,539.52	34,232,993,025.27	2,074,616,023.61	8,134,360,383.71	23.8%	26,098,632,641.56
OTHER RECURRENT (2203-2209)	16,400,582,459.59	15,768,647,973.84	3,537,907,492.19	12,534,793,631.56	79.5%	3,233,854,342.28
<b>Transfer to Capital Account</b>	<b>183,558,774,887.42</b>	<b>183,558,774,887.42</b>	<b>21,660,900,202.54</b>	<b>243,213,556,630.77</b>	<b>132.5%</b>	- <b>59,654,781,743.36</b>
<b>Other Receipts</b>	<b>130,371,513,638.70</b>	<b>130,371,513,638.70</b>	-	-	<b>0.0%</b>	<b>130,371,513,638.70</b>
13 - AID AND GRANTS	5,431,000,000.00	5,431,000,000.00	-	-	0.0%	5,431,000,000.00
14 - CAPITAL DEVELOPMENT FUND (CDF) RECEIPTS	124,940,513,638.70	124,940,513,638.70	-	-	0.0%	124,940,513,638.70
<b>Capital Expenditure</b>	<b>313,930,288,526.11</b>	<b>313,930,288,526.11</b>	<b>104,110,924,508.87</b>	<b>201,144,759,336.60</b>	<b>64.1%</b>	<b>112,785,529,189.51</b>
23 - Capital Expenditure	313,930,288,526.11	313,930,288,526.11	104,110,924,508.87	201,144,759,336.60	64.1%	112,785,529,189.51
<b>Total Revenue (including OB)</b>	<b>410,132,225,272.11</b>	<b>410,132,225,272.11</b>	<b>38,436,571,499.88</b>	<b>297,884,665,583.44</b>	<b>72.6%</b>	<b>112,247,559,688.67</b>
<b>Total Expenditure</b>	<b>410,132,225,272.11</b>	<b>410,132,225,272.11</b>	<b>120,886,595,806.21</b>	<b>255,815,868,289.27</b>	<b>62.4%</b>	<b>154,316,356,982.84</b>

## 2.B Revenue by Administrative Classification

**Table 2: Total Revenue by Administrative Classification**

Anambra State Government Budget Performance Report 2024 Q4 - Total Revenue by Administrative Classification

Code	Administrative Unit	2024 Original Budget	2024 Final Budget	2024 Q4 Performance	2024 Performance Year to Date (Q1-Q4)	% Performance Year to Date against 2024 Final Budget	Balance (against Final Budget)
	<b>Total Revenue</b>	<b>379,957,258,061.11</b>	<b>379,957,258,061.11</b>	<b>38,436,571,499.88</b>	<b>279,024,718,652.44</b>	<b>73.4%</b>	<b>100,932,539,408.67</b>
01000000000	<b>Administration Sector</b>	<b>325,652,856.03</b>	<b>325,652,856.03</b>	<b>64,764,942.24</b>	<b>297,151,796.59</b>	<b>91.2%</b>	<b>28,501,059.44</b>
01110000000	<b>Office of the Executive Governor</b>	<b>1,130,530.03</b>	<b>1,130,530.03</b>	<b>6,947,575.24</b>	<b>15,647,634.58</b>	<b>1384.1%</b>	<b>14,517,104.55</b>
011100100100	Office of the Executive Governor	324,338.03	324,338.03	6,736,424.23	15,139,383.13	4667.8%	14,815,045.10
011100100200	Office of the Deputy Governor	806,192.00	806,192.00	211,151.01	508,251.45	63.0%	297,940.55
01610000000	<b>Office of the Secretary to the State Government</b>	<b>8,671,600.00</b>	<b>8,671,600.00</b>	<b>15,673,816.00</b>	<b>36,247,382.00</b>	<b>418.0%</b>	<b>27,575,782.00</b>
016100100100	Office of the Secretary to the State Government	436,800.00	436,800.00	505,450.00	881,150.00	201.7%	444,350.00
016102100100	Liaison Office – Lagos	16,800.00	16,800.00	11,418,366.00	20,857,132.00	124149.6%	20,840,332.00
016102100200	Liaison Office – Abuja	8,218,000.00	8,218,000.00	3,750,000.00	14,509,100.00	176.6%	6,291,100.00
01230000000	<b>Ministry of Information and Communication Strategy</b>	<b>314,358,653.00</b>	<b>314,358,653.00</b>	<b>39,885,380.00</b>	<b>242,496,609.01</b>	<b>77.1%</b>	<b>71,862,043.99</b>
012300100100	Ministry of Information and Communication Strategy	300,798,779.00	300,798,779.00	35,459,880.00	230,300,359.01	76.6%	70,498,419.99
012300100200	Anambra State Signage Agency - ANSAA	12,583,830.00	12,583,830.00	4,415,500.00	12,186,250.00	96.8%	397,580.00
012301300100	Government Printing Press	976,044.00	976,044.00	10,000.00	10,000.00	1.0%	966,044.00
01250000000	<b>Office of the Head of Service</b>	<b>764,400.00</b>	<b>764,400.00</b>	<b>2,129,000.00</b>	<b>2,519,000.00</b>	<b>329.5%</b>	<b>1,754,600.00</b>
012500100100	Office of the Head of Service	764,400.00	764,400.00	2,129,000.00	2,519,000.00	329.5%	1,754,600.00
01400000000	<b>Office of the Auditor General (State)</b>	<b>727,673.00</b>	<b>727,673.00</b>	<b>129,171.00</b>	<b>241,171.00</b>	<b>33.1%</b>	<b>486,502.00</b>
014000100100	Office of the Auditor General (State)	334,889.00	334,889.00	129,171.00	241,171.00	72.0%	93,718.00
014000100200	Office of the Auditor General (Local Government)	392,784.00	392,784.00	-	-	0.0%	392,784.00
02000000000	<b>Economic Sector</b>	<b>373,383,513,435.08</b>	<b>373,383,513,435.08</b>	<b>36,674,024,196.80</b>	<b>273,265,327,200.90</b>	<b>73.2%</b>	<b>100,118,186,234.18</b>
02150000000	<b>Ministry of Agriculture, Mechanization, Processing &amp; Export</b>	<b>15,996,136.00</b>	<b>15,996,136.00</b>	<b>14,665,450.00</b>	<b>29,712,720.00</b>	<b>185.7%</b>	<b>13,716,584.00</b>
021500100100	Ministry of Agriculture, Mechanization, Processing & Export	15,996,136.00	15,996,136.00	14,665,450.00	29,712,720.00	185.7%	13,716,584.00
02200000000	<b>Ministry of Finance</b>	<b>355,629,569,696.08</b>	<b>355,629,569,696.08</b>	<b>33,558,943,421.48</b>	<b>263,415,646,861.98</b>	<b>74.1%</b>	<b>92,213,922,834.10</b>
022000100100	Ministry of Finance	106,448,431,942.70	106,448,431,942.70	40,563,659.84	80,253,838.52	0.1%	106,368,178,104.18
022000700100	Office of the Accountant General	225,169,292,851.38	225,169,292,851.38	26,580,103,104.37	240,210,329,767.66	106.7%	15,041,036,916.28
022000800100	Anambra State Internal Revenue Service	24,011,844,902.00	24,011,844,902.00	6,938,276,657.27	23,125,063,255.80	96.3%	886,781,646.20
02220000000	<b>Ministry of Trade, Commerce, Markets &amp; Wealth Creation</b>	<b>1,220,294,694.00</b>	<b>1,220,294,694.00</b>	<b>1,999,108,001.34</b>	<b>3,420,812,469.15</b>	<b>280.3%</b>	<b>2,200,517,775.15</b>
022200100100	Ministry of Trade, Commerce, Markets & Wealth Creation	1,220,294,694.00	1,220,294,694.00	1,999,108,001.34	3,420,812,469.15	280.3%	2,200,517,775.15
02290000000	<b>Ministry of Transport</b>	<b>3,110,975,978.00</b>	<b>3,110,975,978.00</b>	<b>714,948,699.49</b>	<b>3,981,885,921.65</b>	<b>128.0%</b>	<b>870,909,943.65</b>
022900100100	Ministry of Transport	3,110,975,978.00	3,110,975,978.00	714,948,699.49	3,981,885,921.65	128.0%	870,909,943.65
02340000000	<b>Ministry of Works</b>	<b>1,135,862,017.00</b>	<b>1,135,862,017.00</b>	<b>24,722,697.50</b>	<b>43,426,885.00</b>	<b>3.8%</b>	<b>1,092,435,132.00</b>
023400100100	Ministry of Works	1,135,862,017.00	1,135,862,017.00	24,722,697.50	43,426,885.00	3.8%	1,092,435,132.00
02360000000	<b>Ministry of Culture, Entertainment &amp; Tourism</b>	<b>5,983,204.00</b>	<b>5,983,204.00</b>	<b>17,502,352.03</b>	<b>31,500,784.04</b>	<b>526.5%</b>	<b>25,517,580.04</b>
023600100100	Ministry of Culture, Entertainment & Tourism	5,983,204.00	5,983,204.00	17,502,352.03	31,500,784.04	526.5%	25,517,580.04
02380000000	<b>Ministry of Budget &amp; Economic Planning</b>	<b>7,431,000,000.00</b>	<b>7,431,000,000.00</b>	<b>-</b>	<b>-</b>	<b>0.0%</b>	<b>7,431,000,000.00</b>
023800100100	Ministry of Budget & Economic Planning	7,431,000,000.00	7,431,000,000.00	-	-	0.0%	7,431,000,000.00
02530000000	<b>Ministry of Housing</b>	<b>28,705,555.00</b>	<b>28,705,555.00</b>	<b>5,832,150.00</b>	<b>11,999,200.00</b>	<b>41.8%</b>	<b>16,706,355.00</b>
025300100100	Ministry of Housing	28,705,555.00	28,705,555.00	5,832,150.00	11,999,200.00	41.8%	16,706,355.00
02600000000	<b>Ministry of Lands</b>	<b>4,779,602,931.00</b>	<b>4,779,602,931.00</b>	<b>312,336,874.96</b>	<b>2,285,843,058.20</b>	<b>47.8%</b>	<b>2,493,759,872.80</b>
026000100100	Ministry of Lands	1,791,667,506.00	1,791,667,506.00	312,313,484.96	1,482,710,614.58	82.8%	308,956,891.42
026005500100	Anambra State Physical Planning Board	2,987,935,425.00	2,987,935,425.00	23,390.00	803,132,443.62	26.9%	2,184,802,981.38
02520000000	<b>Ministry of Power &amp; Water Resources</b>	<b>25,523,224.00</b>	<b>25,523,224.00</b>	<b>25,964,550.00</b>	<b>44,499,300.88</b>	<b>174.3%</b>	<b>18,976,076.88</b>
025200100100	Ministry of Power & Water Resources	25,523,224.00	25,523,224.00	25,964,550.00	44,499,300.88	174.3%	18,976,076.88

Code	Administrative Unit	2024 Original Budget	2024 Final Budget	2024 Q4 Performance	2024 Performance Year to Date (Q1-Q4)	% Performance Year to Date against 2024 Final Budget	Balance (against Final Budget)
<b>03000000000</b>	<b>Law &amp; Justice Sector</b>	<b>476,326,686.00</b>	<b>476,326,686.00</b>	<b>255,559,198.69</b>	<b>517,875,595.80</b>	<b>108.7%</b>	- <b>41,548,909.80</b>
<b>03180000000</b>	<b>Judicial Service Commission</b>	<b>459,772,534.00</b>	<b>459,772,534.00</b>	<b>251,459,419.82</b>	<b>500,254,802.82</b>	<b>108.8%</b>	- <b>40,482,268.82</b>
031801100100	Judicial Service Commission	3,473,170.00	3,473,170.00	1,198,360.00	7,382,450.00	212.6%	- 3,909,280.00
031805100100	High Court of Justice	456,299,364.00	456,299,364.00	250,261,059.82	492,872,352.82	108.0%	- 36,572,988.82
<b>03260000000</b>	<b>Ministry of Justice</b>	<b>16,554,152.00</b>	<b>16,554,152.00</b>	<b>4,099,778.87</b>	<b>17,620,792.98</b>	<b>106.4%</b>	- <b>1,066,640.98</b>
032600100100	Ministry of Justice	16,554,152.00	16,554,152.00	4,099,778.87	17,620,792.98	106.4%	- 1,066,640.98
<b>04000000000</b>	<b>Regional Sector</b>	<b>263,166,733.00</b>	<b>263,166,733.00</b>	<b>229,294,274.00</b>	<b>412,809,393.00</b>	<b>156.9%</b>	- <b>149,642,660.00</b>
<b>04370000000</b>	<b>Awka Capital Territory Development Authority - ACTDA</b>	<b>263,166,733.00</b>	<b>263,166,733.00</b>	<b>229,294,274.00</b>	<b>412,809,393.00</b>	<b>156.9%</b>	- <b>149,642,660.00</b>
043700100100	Awka Capital Territory Development Authority - ACTDA	263,166,733.00	263,166,733.00	229,294,274.00	412,809,393.00	156.9%	- 149,642,660.00
<b>05000000000</b>	<b>Social Sector</b>	<b>5,508,598,351.00</b>	<b>5,508,598,351.00</b>	<b>1,212,928,888.15</b>	<b>4,531,554,666.15</b>	<b>82.3%</b>	- <b>977,043,684.85</b>
<b>05130000000</b>	<b>Ministry of Youths, Entrepreneurship &amp; Sport Development</b>	<b>4,409,196.00</b>	<b>4,409,196.00</b>	<b>433,700.00</b>	<b>1,681,402.00</b>	<b>38.1%</b>	- <b>2,727,794.00</b>
051300100100	Ministry of Youths, Entrepreneurship & Sport Development	4,409,196.00	4,409,196.00	433,700.00	1,681,402.00	38.1%	- 2,727,794.00
<b>05140000000</b>	<b>Ministry of Social Welfare, Children &amp; Women Affairs</b>	<b>4,318,072.00</b>	<b>4,318,072.00</b>	<b>3,001,333.00</b>	<b>3,877,285.00</b>	<b>89.8%</b>	- <b>440,787.00</b>
051400100100	Ministry of Social Welfare, Children & Women Affairs	4,318,072.00	4,318,072.00	3,001,333.00	3,877,285.00	89.8%	- 440,787.00
<b>05170000000</b>	<b>Ministry of Basic Education</b>	<b>3,955,915,682.00</b>	<b>3,955,915,682.00</b>	<b>842,778,285.97</b>	<b>1,778,139,879.40</b>	<b>44.9%</b>	- <b>2,177,775,802.60</b>
051700100100	Ministry of Basic Education	480,271,865.00	480,271,865.00	493,458,482.00	636,312,915.00	132.5%	- 156,041,050.00
051700300100	Anambra State Universal Basic Education Board	2,131,842,737.00	2,131,842,737.00	13,982,200.00	25,240,655.00	1.2%	- 2,106,602,082.00
051700800100	Anambra State Library Board	1,008,145.00	1,008,145.00	289,300.00	628,600.00	62.4%	- 379,545.00
051700900100	Exam Development Centre	554,479,212.00	554,479,212.00	331,288,373.97	659,855,751.97	119.0%	- 105,376,539.97
051705100100	Post Primary School Service Commission PPSSC	788,313,723.00	788,313,723.00	3,759,930.00	456,101,957.43	57.9%	- 332,211,765.57
<b>05210000000</b>	<b>Ministry of Health</b>	<b>480,758,473.00</b>	<b>480,758,473.00</b>	<b>111,163,994.18</b>	<b>209,027,811.29</b>	<b>43.5%</b>	- <b>271,730,661.71</b>
052100100100	Ministry of Health	27,113,204.00	27,113,204.00	24,950,349.00	45,904,199.00	169.3%	- 18,790,995.00
052100100200	Indigenous Medicine and Herbal Practice	2,831,773.00	2,831,773.00	483,000.00	2,638,000.00	93.2%	- 193,773.00
052102703300	Anambra State Oxygen Production Plant	287,551,987.00	287,551,987.00	3,371,868.04	5,636,868.04	2.0%	- 281,915,118.96
052110200100	State Hospital Management Board (SHMB)	163,261,509.00	163,261,509.00	82,358,777.14	154,848,744.25	94.8%	- 8,412,764.75
<b>05350000000</b>	<b>Ministry of Environment, Beautification &amp; Ecology</b>	<b>283,845,471.00</b>	<b>283,845,471.00</b>	<b>64,394,810.00</b>	<b>208,962,394.50</b>	<b>73.6%</b>	- <b>74,883,076.50</b>
053500100100	Ministry of Environment, Beautification & Ecology	252,757,458.00	252,757,458.00	57,530,500.00	100,966,700.00	39.9%	- 151,790,758.00
053500100200	Anambra State Park and Gardens	9,817,432.00	9,817,432.00	6,724,310.00	10,488,620.00	106.8%	- 671,188.00
053500100300	Anambra State Clear Drainage and Fores	16,167,210.00	16,167,210.00	-	-	0.0%	- 16,167,210.00
053510900100	Forestry Department	5,103,371.00	5,103,371.00	140,000.00	97,507,074.50	1910.6%	- 92,403,703.50
<b>05510000000</b>	<b>Ministry of Local Government, Chieftaincy &amp; Community Affairs</b>	<b>622,596,600.00</b>	<b>622,596,600.00</b>	<b>188,037,315.00</b>	<b>2,326,746,443.96</b>	<b>373.7%</b>	- <b>1,704,149,843.96</b>
055100100100	Ministry of Local Government, Chieftaincy & Community Affairs	622,596,600.00	622,596,600.00	188,037,315.00	2,326,746,443.96	373.7%	- 1,704,149,843.96
<b>05660000000</b>	<b>Ministry of Tertiary and Science Education</b>	<b>156,754,857.00</b>	<b>156,754,857.00</b>	<b>3,119,450.00</b>	<b>3,119,450.00</b>	<b>2.0%</b>	- <b>153,635,407.00</b>
056600100100	Ministry of Tertiary and Science Education	156,754,857.00	156,754,857.00	3,119,450.00	3,119,450.00	2.0%	- 153,635,407.00

## 2.C Revenue by Economic Classification

**Table 3: Total Revenue by Economic Classification**

Anambra State Government Budget Performance Report 2024 Q4 - Total Revenue by Economic Classification

Code	Economic	2024 Original Budget	2024 Final Budget	2024 Q4 Performance	2024 Performance Year to Date (Q1-Q4)	% Performance Year to Date against 2024 Final Budget	Balance (against Final Budget)
<b>1</b>	<b>Revenue</b>	<b>379,957,258,061.11</b>	<b>379,957,258,061.11</b>	<b>38,436,571,499.88</b>	<b>279,024,718,652.44</b>	<b>73.4%</b>	<b>100,932,539,408.67</b>
<b>11</b>	<b>GOVERNMENT SHARE OF FAAC</b>	<b>199,517,260,201.00</b>	<b>199,517,260,201.00</b>	<b>24,687,929,764.07</b>	<b>236,980,003,690.65</b>	<b>118.8%</b>	<b>- 37,462,743,489.65</b>
<b>1101</b>	<b>GOVERNMENT SHARE OF FAAC</b>	<b>199,517,260,201.00</b>	<b>199,517,260,201.00</b>	<b>24,687,929,764.07</b>	<b>236,980,003,690.65</b>	<b>118.8%</b>	<b>- 37,462,743,489.65</b>
<b>110101</b>	<b>STATE GOVERNMENT SHARE OF STATUTORY REVENUES</b>	<b>76,714,969,799.00</b>	<b>76,714,969,799.00</b>	<b>13,486,662,320.89</b>	<b>42,702,076,719.02</b>	<b>55.7%</b>	<b>34,012,893,079.98</b>
11010101	Statutory Allocation	68,695,839,497.00	68,695,839,497.00	13,486,662,320.89	36,053,646,840.92	52.5%	32,642,192,656.08
11010104	Mineral Fund (13% Derivation)	8,019,130,302.00	8,019,130,302.00	-	6,648,429,878.10	82.9%	1,370,700,423.90
<b>110102</b>	<b>STATE GOVERNMENT SHARE OF VAT</b>	<b>58,499,074,907.00</b>	<b>58,499,074,907.00</b>	<b>-</b>	<b>54,570,823,679.44</b>	<b>93.3%</b>	<b>3,928,251,227.56</b>
11010201	Share Of VAT	58,499,074,907.00	58,499,074,907.00	-	54,570,823,679.44	93.3%	3,928,251,227.56
<b>110103</b>	<b>STATE GOVERNMENT SHARE OF OTHER FAAC REVENUES</b>	<b>64,303,215,495.00</b>	<b>64,303,215,495.00</b>	<b>11,201,267,443.18</b>	<b>139,707,103,292.19</b>	<b>217.3%</b>	<b>- 75,403,887,797.19</b>
11010303	Excess Crude	4,913,364,193.00	4,913,364,193.00	-	-	0.0%	4,913,364,193.00
11010304	Ecological Fund From FAAC	4,306,271,370.00	4,306,271,370.00	467,633,001.90	4,253,107,081.98	98.8%	53,164,288.02
11010308	Stabilization Fund Receipts	-	-	-	10,000,000,000.00	-	- 10,000,000,000.00
11010313	Exchange Rate Difference	1,337,855,177.00	1,337,855,177.00	8,193,200,552.53	39,230,943,651.93	2932.4%	- 37,893,088,474.93
11010315	Non Oil Revenue	12,903,599,793.00	12,903,599,793.00	-	78,434,405,058.29	607.8%	- 65,530,805,265.29
11010317	Excess PPT	40,842,124,962.00	40,842,124,962.00	-	22,056,379.33	0.1%	40,820,068,582.67
11010318	Excess Bank Charges Recovered	-	-	-	3,648,628,133.91	-	- 3,648,628,133.91
11010320	Electronic Money Transfer Levy (EMTL)	-	-	-	1,577,529,098.00	-	- 1,577,529,098.00
11010323	Withheld Escrow from Federation Account	-	-	2,540,433,888.75	2,540,433,888.75	-	- 2,540,433,888.75
<b>12</b>	<b>INDEPENDENT REVENUE</b>	<b>50,068,484,221.41</b>	<b>50,068,484,221.41</b>	<b>13,748,641,735.81</b>	<b>42,044,714,961.79</b>	<b>84.0%</b>	<b>8,023,769,259.62</b>
<b>1201</b>	<b>TAX REVENUE</b>	<b>25,164,793,493.00</b>	<b>25,164,793,493.00</b>	<b>5,673,550,107.37</b>	<b>23,656,228,206.25</b>	<b>94.0%</b>	<b>1,508,565,286.75</b>
<b>120101</b>	<b>PERSONAL TAXES</b>	<b>11,928,058,094.00</b>	<b>11,928,058,094.00</b>	<b>2,024,054,816.64</b>	<b>11,977,191,493.40</b>	<b>100.4%</b>	<b>- 49,133,399.40</b>
12010102	Direct Assessment Tax (Current)	920,862,811.00	920,862,811.00	401,588,430.47	1,007,217,302.20	109.4%	- 86,354,491.20
12010103	Direct Assessment Tax (Arrears/Late)	23,966,640.00	23,966,640.00	8,261,728.60	17,345,846.13	72.4%	6,620,793.87
12010104	Pay As You Earn (PAYE) - Federal	4,056,105,347.00	4,056,105,347.00	72,366,297.79	4,857,017,396.78	119.7%	- 800,912,049.78
12010105	Pay As You Earn (PAYE) - State	1,632,658,912.00	1,632,658,912.00	393,521,112.14	1,048,026,732.60	64.2%	584,632,179.40
12010106	Pay As You Earn (PAYE) - Local Government	1,112,333,164.00	1,112,333,164.00	434,425,329.74	1,206,624,352.19	108.5%	- 94,291,188.19
12010107	Pay As You Earn (PAYE) - Companies	3,894,779,068.00	3,894,779,068.00	574,713,890.86	3,622,786,914.68	93.0%	271,992,153.32
12010135	Paye as you earn (PAYE - Cash)	287,352,152.00	287,352,152.00	139,178,027.03	218,172,948.82	75.9%	69,179,203.18
<b>120103</b>	<b>OTHER TAXES</b>	<b>13,236,735,399.00</b>	<b>13,236,735,399.00</b>	<b>3,649,495,290.73</b>	<b>11,679,036,712.85</b>	<b>88.2%</b>	<b>1,557,698,686.15</b>
12010308	Pool Betting Tax (Arrears)	100,355,619.00	100,355,619.00	4,975,000.00	5,000,000.00	5.0%	95,355,619.00
12010309	Pools Betting Tax (Current)	2,373,571.00	2,373,571.00	30,000,000.00	60,024,800.00	2528.9%	- 57,651,229.00
12010310	5% Withholding Tax on Payment to Contractors	469,450,769.00	469,450,769.00	981,201,101.35	1,174,917,191.43	250.3%	- 705,466,422.43
12010311	10% Withholding Tax on Dividends	498,136,179.00	498,136,179.00	425,231,032.00	556,928,819.26	111.8%	- 58,792,640.26
12010312	10% Withholding Tax on Bank Interests	3,028,460,774.00	3,028,460,774.00	744,971,875.68	3,441,759,381.46	113.6%	- 413,298,607.46
12010313	10% Withholding Tax on Rents	15,887,454.00	15,887,454.00	16,035,965.54	20,650,852.33	130.0%	- 4,763,398.33
12010314	10% Withholding Tax on Royalties	33,359,568.00	33,359,568.00	84,559.73	1,367,577.86	4.1%	31,991,990.14
12010315	10% Withholding Tax on Directors Fees	9,936,812.00	9,936,812.00	805,472.50	18,222,212.89	183.4%	- 8,285,400.89
12010316	10% Withholding Tax on Hire of Moveable/Immovable Plants/Equipments	35,420.00	35,420.00	6,800.00	6,800.00	47.4%	18,620.00
12010317	Development Levy	2,244,905,631.00	2,244,905,631.00	1,334,937,091.79	2,136,984,986.17	95.2%	107,920,644.83
12010329	Other Infrastructural Development Levy	156,781,708.00	156,781,708.00	-	13,718,280.00	8.7%	143,063,428.00
12010330	Sports Betting Proprietors Lucky Tax	67,620.00	67,620.00	-	489,400.00	723.8%	- 421,780.00
12010333	Stamp Duty	865,819,525.00	865,819,525.00	53,646,324.96	195,977,308.77	22.6%	669,842,216.23
12010336	Coomercial Roads Users Tax	2,160,270.00	2,160,270.00	499,100.00	6,047,850.00	280.0%	- 3,887,580.00

Code	Economic	2024 Original Budget	2024 Final Budget	2024 Q4 Performance	2024 Performance Year to Date (Q1-Q4)	% Performance Year to Date against 2024 Final Budget	Balance (against Final Budget)
12010337	Penalty Tax	87,284.00	87,284.00	-	-	0.0%	87,284.00
12010338	Tax Collection Agent Debit	5,670.00	5,670.00	-	116,500.00	2054.7%	110,830.00
12010339	Anambra State Property and Land Use Tax	405,199.00	405,199.00	1,793,200.00	2,135,560,002.96	527039.8%	2,135,154,803.96
12010340	Social Function Tax	7,280.00	7,280.00	-	2,500.00	34.3%	4,780.00
12010341	Cattle Tax	327,320.00	327,320.00	1,400,000.00	1,900,000.00	580.5%	1,572,680.00
12010347	Back Duty Development Levy	5,714,001,983.00	5,714,001,983.00	-	1,799,649,336.57	31.5%	3,914,352,646.43
12010348	Capital Gain Tax	94,169,743.00	94,169,743.00	53,907,767.18	109,702,913.15	116.5%	15,533,170.15
<b>1202</b>	<b>Non-Tax Revenue</b>	<b>24,903,690,728.41</b>	<b>24,903,690,728.41</b>	<b>8,075,091,628.44</b>	<b>18,388,486,755.54</b>	<b>73.8%</b>	<b>6,515,203,972.87</b>
<b>120201</b>	<b>Licenses - General</b>	<b>787,381,713.00</b>	<b>787,381,713.00</b>	<b>506,124,820.73</b>	<b>1,028,699,843.01</b>	<b>130.6%</b>	<b>241,318,130.01</b>
12020122	Produce Buying Licenses	4,698,679.00	4,698,679.00	-	1,614,501.01	34.4%	3,084,177.99
12020131	Motor Vehicle Licenses	19,600,000.00	19,600,000.00	105,789,225.00	165,886,275.10	846.4%	146,286,275.10
12020132	Drivers' Licenses	100,299,619.00	100,299,619.00	110,169,800.00	184,229,500.00	183.7%	83,929,881.00
12020142	Pool Proprietor Licenses	-	-	200,000.00	200,000.00	-	200,000.00
12020143	Gaming Licenses (Current)	169,615,212.00	169,615,212.00	262,429,795.73	470,507,980.20	277.4%	300,892,768.20
12020144	Gaming Licenses (Arrears)	-	-	15,000,000.00	15,000,000.00	-	15,000,000.00
12020146	Pools Agents Licenses (Arrears)	40,606,300.00	40,606,300.00	-	10,000,000.00	24.6%	30,606,300.00
12020150	Pools Agents Licenses (Current)	-	-	10,000,000.00	10,000,000.00	-	10,000,000.00
12020156	Rider's Permit	11,001,520.00	11,001,520.00	-	2,280,500.00	20.7%	8,721,020.00
12020183	Forestry Licences Roller Saws Saw Mills Hammer Licence	3,676,936.00	3,676,936.00	-	9,896,640.00	269.2%	6,219,704.00
12020184	Gaming Licences (Current)	421,922,832.00	421,922,832.00	-	65,000,000.00	15.4%	356,922,832.00
12020198	Other Licenses	15,960,615.00	15,960,615.00	2,536,000.00	94,084,446.70	589.5%	78,123,831.70
<b>120204</b>	<b>Fees - General</b>	<b>12,049,972,229.00</b>	<b>12,049,972,229.00</b>	<b>5,634,042,202.21</b>	<b>10,403,956,548.18</b>	<b>86.3%</b>	<b>1,646,015,680.82</b>
12020401	Court Fees	198,437,918.00	198,437,918.00	36,726,957.87	151,611,941.90	76.4%	46,825,976.10
12020409	Weights & Measure Fees	164,969.00	164,969.00	-	105,000.00	63.6%	59,969.00
12020412	Research Testing Fees	102,648.00	102,648.00	-	-	0.0%	102,648.00
12020414	Examination Fees For Appointment	3,969,161.00	3,969,161.00	-	1,867,500.00	47.1%	2,101,661.00
12020417	Contractor Registration Fees	577,035,755.00	577,035,755.00	14,402,260.00	104,828,349.57	18.2%	472,207,405.43
12020422	Administrative Fees	293,278.00	293,278.00	292,100.00	342,100.00	116.6%	48,822.00
12020423	Proof Of Ownership Fees	40,180.00	40,180.00	1,032,700.00	1,032,700.00	2570.2%	992,520.00
12020424	Accreditation Fees	1,723,012.00	1,723,012.00	-	4,000.00	0.2%	1,719,012.00
12020427	Tender Fees	39,285,035.00	39,285,035.00	38,730,000.00	76,659,306.00	195.1%	37,374,271.00
12020430	Professional Registration Fees	728,000.00	728,000.00	117,150.00	127,150.00	17.5%	600,850.00
12020431	Environmental Impact Assessment Fees	13,153,551.00	13,153,551.00	50,000.00	50,000.00	0.4%	13,103,551.00
12020433	Land Use Charges (Arrears)	1,031,182.00	1,031,182.00	40,000.00	40,000.00	3.9%	991,182.00
12020434	Renewal Of Registration Fees Fo Collecting Agents	28,291,264.00	28,291,264.00	-	4,909,787.89	17.4%	23,381,476.11
12020436	Bill Board Advertisement Fees	299,912,250.00	299,912,250.00	34,461,780.00	228,827,951.00	76.3%	71,084,299.00
12020437	Deeds Registration Fees	27,956,555.00	27,956,555.00	-	1,075,457,159.69	3846.9%	1,047,500,604.69
12020438	Survey/ Planning/ Building Fees	7,958,843.00	7,958,843.00	3,574,500.00	456,034,027.43	5729.9%	448,075,184.43
12020440	Medical Consultancy Fees	95,648,775.00	95,648,775.00	-	12,389,797.01	13.0%	83,258,977.99
12020441	Laboratory Fees	17,870,487.00	17,870,487.00	17,593,400.00	29,921,500.00	167.4%	12,051,013.00
12020444	Burial Fees	1,832,992.00	1,832,992.00	-	1,465,500.00	80.0%	367,492.00
12020445	Change Of Ownership Fees	157,638.00	157,638.00	72,516,075.00	78,077,075.00	49529.3%	77,919,437.00
12020450	Inspection Fees	737,520,673.00	737,520,673.00	1,080,000.00	2,017,820.00	0.3%	735,502,853.00
12020451	Timber & Forest Fees	1,535,131.00	1,535,131.00	-	17,000.00	1.1%	1,518,131.00
12020452	School/ Tuition/ Examination Fees	467,615,002.00	467,615,002.00	-	785,750.00	0.2%	466,829,252.00

Code	Economic	2024 Original Budget	2024 Final Budget	2024 Q4 Performance	2024 Performance Year to Date (Q1-Q4)	% Performance Year to Date against 2024 Final Budget	Balance (against Final Budget)
12020453	Applications Fees	341,305,528.00	341,305,528.00	25,578,366.00	49,745,232.00	14.6%	291,560,296.00
12020454	Parking Fees	161,695,873.00	161,695,873.00	-	1,500.00	0.0%	161,694,373.00
12020455	Registration of Motor Vehicles Fees	-	-	144,700.00	144,700.00	-	144,700.00
12020457	Motor Vehicle New Number Plates	11,314,100.00	11,314,100.00	333,909,726.03	447,368,376.03	3954.1%	436,054,276.03
12020458	Fees for Installation of Signals	1,059,418.00	1,059,418.00	570,000.00	725,000.00	68.4%	334,418.00
12020459	Advert Fees from Bus Shelter	70,000.00	70,000.00	-	50,000.00	71.4%	20,000.00
12020462	Beautification of Major Monuments	2,062,528.00	2,062,528.00	-	2,324,310.00	112.7%	261,782.00
12020463	House Numbering Fees	12,583,830.00	12,583,830.00	4,415,500.00	12,186,250.00	96.8%	397,580.00
12020465	Renewal of Non Formal Learning Center	119,150.00	119,150.00	-	-	0.0%	119,150.00
12020466	Outdoor Advert Fees	639,870.00	639,870.00	-	-	0.0%	639,870.00
12020469	Registration of Estate Developer	1,307,336.00	1,307,336.00	-	10,752.00	0.8%	1,296,584.00
12020471	Computerization Fee	1,726,101.00	1,726,101.00	255,408,290.00	255,408,300.00	14796.8%	253,682,199.00
12020473	Registration of Vocational Centre	502,764.00	502,764.00	-	6,833,000.00	1359.1%	6,330,236.00
12020474	Renewal of Registration Fee of Vocation Center	19,532,657.00	19,532,657.00	15,000.00	15,000.00	0.1%	19,517,657.00
12020475	Registration of Private School	4,692,460.00	4,692,460.00	35,129,000.00	36,647,500.00	781.0%	31,955,040.00
12020476	Renewal of Registration of Private School	173,761,042.00	173,761,042.00	82,762,300.00	94,934,000.00	54.6%	78,827,042.00
12020477	Application Form Fees from Private School	27,533,372.00	27,533,372.00	14,294,900.00	17,809,500.00	64.7%	9,723,872.00
12020478	Common Entrance Fees	34,421,563.00	34,421,563.00	3,149,945.00	21,589,720.00	62.7%	12,831,843.00
12020480	Renewal of Certificate of Small Food Industries/Enterprises	51,800.00	51,800.00	-	36,294,708.33	70067.0%	36,242,908.33
12020483	Registration of Youth Clubs and Orgnisations	2,584,517.00	2,584,517.00	9,600.00	1,178,300.00	45.6%	1,406,217.00
12020484	Renewal of Youth Clubs and Organisations	36,660.00	36,660.00	5,000.00	7,000.00	19.1%	29,660.00
12020487	Registration Fees of Hospital	2,750,405.00	2,750,405.00	-	1,895,100.00	68.9%	855,305.00
12020488	Renewal Registration Fees of Hospital	164,783,382.00	164,783,382.00	-	10,192,290.00	6.2%	154,591,092.00
12020489	Exams/Entrance Fees for the School of Health Technology	162,761,341.00	162,761,341.00	-	163,355.00	0.1%	162,597,986.00
12020491	Tuition Fees	777,934,926.00	777,934,926.00	-	41,116,607.00	5.3%	736,818,319.00
12020492	Examination Fees	344,107,919.00	344,107,919.00	562,294,525.00	833,182,994.00	242.1%	489,075,075.00
12020497	Medical Ward Fees	47,909,255.00	47,909,255.00	-	46,306,570.10	96.7%	1,602,684.90
12020498	Right of Way Permit Fees/Cutting of Road	120,500,000.00	120,500,000.00	500.00	500.00	0.0%	120,499,500.00
12020499	Other Fees	7,109,960,133.00	7,109,960,133.00	4,095,737,927.31	6,261,254,568.23	88.1%	848,705,564.77
<b>120205</b>	<b>Fines - General</b>	<b>140,737,068.00</b>	<b>140,737,068.00</b>	<b>50,416,500.00</b>	<b>201,295,847.00</b>	<b>143.0%</b>	<b>60,558,779.00</b>
12020502	Court Fines	9,480,496.00	9,480,496.00	-	68,407,627.00	721.6%	58,927,131.00
12020504	Traffic Offences Fines	23,828.00	23,828.00	-	516,300.00	2166.8%	492,472.00
12020505	Sewerage Control Fines	989,816.00	989,816.00	640,000.00	700,000.00	70.7%	289,816.00
12020507	Mining Offence Fines	55,876,470.00	55,876,470.00	-	769,000.00	1.4%	55,107,470.00
12020513	Contravention Fines	26,950.00	26,950.00	670,000.00	710,000.00	2634.5%	683,050.00
12020526	Fines for Illegal Operation of Schools	27,614,024.00	27,614,024.00	-	76,429,520.00	276.8%	48,815,496.00
12020545	Penalty for Illegal Evacuation on Right of Way	549,898.00	549,898.00	-	-	0.0%	549,898.00
12020552	Sanitation Court Fines	8,994,373.00	8,994,373.00	-	-	0.0%	8,994,373.00
12020553	Sanitation Offences Fines	37,181,213.00	37,181,213.00	2,414,100.00	7,071,000.00	19.0%	30,110,213.00
12020557	Other Fines	-	-	46,692,400.00	46,692,400.00	-	46,692,400.00
<b>120206</b>	<b>Sales - General</b>	<b>623,334,170.03</b>	<b>623,334,170.03</b>	<b>296,902,463.10</b>	<b>552,671,016.68</b>	<b>88.7%</b>	<b>70,663,153.35</b>
12020601	Sales Of Journal & Publications	60,489.00	60,489.00	-	13,750.00	22.7%	46,739.00
12020603	Sales Of Id Cards	13,300.00	13,300.00	18,600.00	74,600.00	560.9%	61,300.00
12020610	Proceeds From Sales Of Goods By Public Auctions	14,315,668.00	14,315,668.00	12,110,450.00	13,230,450.00	92.4%	1,085,218.00
12020612	Proceeds From Sales Of Drugs And Medications	127,026.00	127,026.00	140,000.00	140,000.00	110.2%	12,974.00

Code	Economic	2024 Original Budget	2024 Final Budget	2024 Q4 Performance	2024 Performance Year to Date (Q1-Q4)	% Performance Year to Date against 2024 Final Budget	Balance (against Final Budget)
12020616	Sales of Map	16,462,600.00	16,462,600.00	11,771,000.00	22,775,000.24	138.3%	- 6,312,400.24
12020637	Sale of Casava Cuttings/Root	70,937.00	70,937.00	140,000.00	203,900.00	287.4%	- 132,963.00
12020640	Sale of Condemned Furniture	214,718.03	214,718.03	280,711.08	286,711.08	133.5%	- 71,993.05
12020643	Sale of Driver's and Conductor's Badge	36,400.00	36,400.00	-	6,107,700.00	16779.4%	- 6,071,300.00
12020648	Sale of Forms	7,945,632.00	7,945,632.00	245,131,725.01	279,238,900.45	3514.4%	- 271,293,268.45
12020655	Sale of Instructional Materials - Curriculum Dev. Centre	1,192.00	1,192.00	-	-	0.0%	- 1,192.00
12020657	Sale of Junior Sec. Sch. Certificate Questions & Answers	18,358,093.00	18,358,093.00	9,161,336.00	9,161,336.00	49.9%	- 9,196,757.00
12020662	Sale of Livestock Products and Poultry	39,550.00	39,550.00	362,702.97	456,210.06	1153.5%	- 416,660.06
12020663	Sale of Magazine Records folder for Guidance & Counseling	13,490.00	13,490.00	1,681,870.00	1,681,870.00	12467.5%	- 1,668,380.00
12020667	Sale of Old Circulars	2,125,105.00	2,125,105.00	-	-	0.0%	- 2,125,105.00
12020671	Sale of Other Publications	1,214,044.00	1,214,044.00	10,000.00	735,000.00	60.5%	- 479,044.00
12020676	Sale of Planting Materials (Tree Crop)	715.00	715.00	-	-	0.0%	- 715.00
12020690	Sales of Sticker/Consolidated Emblems	11,377,800.00	11,377,800.00	12,601,000.00	12,693,000.00	111.6%	- 1,315,200.00
12020696	Sales of Unserviceable Assets	73,570.00	73,570.00	6,000.00	8,311,451.81	11297.3%	- 8,237,881.81
12020699	Other Sales	550,883,841.00	550,883,841.00	3,476,018.04	197,561,137.04	35.9%	- 353,322,703.96
<b>120207</b>	<b>Earnings - General</b>	<b>1,386,281,720.00</b>	<b>1,386,281,720.00</b>	<b>20,279,072.20</b>	<b>3,732,257,867.63</b>	<b>269.2%</b>	<b>- 2,345,976,147.63</b>
12020701	Earnings From Consultancy Services	196,392.00	196,392.00	20,000.00	295,000.00	150.2%	- 98,608.00
12020705	Earnings From The Use Of Govt. Halls	641,548.00	641,548.00	-	289,300.00	45.1%	- 352,248.00
12020706	Earnings From Tolls Of Expressway	735,488.00	735,488.00	-	1,400,000.00	190.3%	- 664,512.00
12020707	Earnings From Medical Services	2,831,773.00	2,831,773.00	6,576,010.18	8,731,010.18	308.3%	- 5,899,237.18
12020711	Earnings From Commercial Activities	19,098,861.00	19,098,861.00	-	3,192,148,961.67	16713.8%	- 3,173,050,100.67
12020721	Earning from Anambra State Passenger Integrated Manifest scheme	4,765,780.00	4,765,780.00	-	8,639,730.20	181.3%	- 3,873,950.20
12020740	Earning from Premium on Lands	1,341,531,669.00	1,341,531,669.00	-	43,168,725.08	3.2%	- 1,298,362,943.92
12020742	Earning from Rental/Hire Services	105,000.00	105,000.00	1,488,000.00	1,488,000.00	1417.1%	- 1,383,000.00
12020765	Earnings from Cyber Cafe/Internet Activites	276,525.00	276,525.00	8,439,952.02	17,335,833.02	6269.2%	- 17,059,308.02
12020772	Earnings From Hall Hire	768,361.00	768,361.00	4,000.00	584,000.00	76.0%	- 184,361.00
12020781	Earnings from Hiring of Stadium	327,320.00	327,320.00	-	-	0.0%	- 327,320.00
12020793	Earnings from Shopping Complex	15,003,003.00	15,003,003.00	-	454,426,197.48	3028.9%	- 439,423,194.48
12020799	Other Earnings	-	-	3,751,110.00	3,751,110.00	-	- 3,751,110.00
<b>120208</b>	<b>Rent On Government Buildings - General</b>	<b>270,175,051.00</b>	<b>270,175,051.00</b>	<b>94,028,643.14</b>	<b>129,448,624.50</b>	<b>47.9%</b>	<b>- 140,726,426.50</b>
12020810	Arrears (Ground Rent)	266,277,169.00	266,277,169.00	92,608,008.14	114,487,713.50	43.0%	- 151,789,455.50
12020814	Penalties (Ground Rent)	1,356,443.00	1,356,443.00	267,985.00	869,711.00	64.1%	- 486,732.00
12020815	Rent from Property	420,000.00	420,000.00	-	317,700.00	75.6%	- 102,300.00
12020818	Rent on Government land	219,959.00	219,959.00	-	12,560,850.00	5710.5%	- 12,340,891.00
12020821	Rent on Properties	-	-	480,850.00	480,850.00	-	- 480,850.00
12020822	Rent on Public Building	1,309,280.00	1,309,280.00	34,800.00	34,800.00	2.7%	- 1,274,480.00
12020823	Rent on Senior Staff Quarters	592,200.00	592,200.00	637,000.00	697,000.00	117.7%	- 104,800.00
<b>120210</b>	<b>Repayments - General</b>	<b>2,669,577,625.00</b>	<b>2,669,577,625.00</b>	<b>896,835,140.32</b>	<b>902,386,778.41</b>	<b>33.8%</b>	<b>- 1,767,190,846.59</b>
12021001	Motor Vehicle Advances	8,100.00	8,100.00	-	897,950.80	11085.8%	- 889,850.80
12021005	Refunds	2,669,569,525.00	2,669,569,525.00	896,835,140.32	901,488,827.61	33.8%	- 1,768,080,697.39
<b>120211</b>	<b>Investment Income</b>	<b>23,554,645.00</b>	<b>23,554,645.00</b>	<b>25,062,209.84</b>	<b>25,379,211.23</b>	<b>107.7%</b>	<b>- 1,824,566.23</b>
12021101	Dividend Income	7,673,444.00	7,673,444.00	25,062,209.84	25,234,981.40	328.9%	- 17,561,537.40
12021103	Other Investment Income	15,881,201.00	15,881,201.00	-	144,229.83	0.9%	- 15,736,971.17
<b>120212</b>	<b>Interest Earned</b>	<b>6,379,814.00</b>	<b>6,379,814.00</b>	<b>551,371,176.90</b>	<b>812,552,880.88</b>	<b>12736.3%</b>	<b>- 806,173,066.88</b>
12021210	Bank Interest	6,379,814.00	6,379,814.00	551,371,176.90	812,552,880.88	12736.3%	- 806,173,066.88



Code	Economic	2024 Original Budget	2024 Final Budget	2024 Q4 Performance	2024 Performance Year to Date (Q1-Q4)	% Performance Year to Date against 2024 Final Budget	Balance (against Final Budget)
<b>120213</b>	<b>Re-Imbursement General</b>	<b>6,946,296,693.38</b>	<b>6,946,296,693.38</b>	<b>29,400.00</b>	<b>599,838,138.02</b>	<b>8.6%</b>	<b>6,346,458,555.36</b>
12021301	Re-inbursements	2,801,859.00	2,801,859.00	-	-	0.0%	2,801,859.00
12021303	Group Personal Accident Insurance	354,200.00	354,200.00	29,400.00	47,400.00	13.4%	306,800.00
12021304	Remittance Refund	6,943,140,634.38	6,943,140,634.38	-	599,790,738.02	8.6%	6,343,349,896.36
<b>13</b>	<b>AID AND GRANTS</b>	<b>5,431,000,000.00</b>	<b>5,431,000,000.00</b>	<b>-</b>	<b>-</b>	<b>0.0%</b>	<b>5,431,000,000.00</b>
<b>1302</b>	<b>GRANTS</b>	<b>5,431,000,000.00</b>	<b>5,431,000,000.00</b>	<b>-</b>	<b>-</b>	<b>0.0%</b>	<b>5,431,000,000.00</b>
<b>130201</b>	<b>DOMESTIC GRANTS</b>	<b>3,431,000,000.00</b>	<b>3,431,000,000.00</b>	<b>-</b>	<b>-</b>	<b>0.0%</b>	<b>3,431,000,000.00</b>
13020102	CAPITAL GRANTS FROM FGN	3,431,000,000.00	3,431,000,000.00	-	-	0.0%	3,431,000,000.00
<b>130202</b>	<b>FOREIGN GRANTS</b>	<b>2,000,000,000.00</b>	<b>2,000,000,000.00</b>	<b>-</b>	<b>-</b>	<b>0.0%</b>	<b>2,000,000,000.00</b>
13020202	CAPITAL FOREIGN GRANTS	2,000,000,000.00	2,000,000,000.00	-	-	0.0%	2,000,000,000.00
<b>14</b>	<b>CAPITAL DEVELOPMENT FUND (CDF) RECEIPTS</b>	<b>124,940,513,638.70</b>	<b>124,940,513,638.70</b>	<b>-</b>	<b>-</b>	<b>0.0%</b>	<b>124,940,513,638.70</b>
<b>1402</b>	<b>OTHER CAPITAL RECEIPTS</b>	<b>2,000,000,000.00</b>	<b>2,000,000,000.00</b>	<b>-</b>	<b>-</b>	<b>0.0%</b>	<b>2,000,000,000.00</b>
<b>140201</b>	<b>OTHER CAPITAL RECEIPTS</b>	<b>2,000,000,000.00</b>	<b>2,000,000,000.00</b>	<b>-</b>	<b>-</b>	<b>0.0%</b>	<b>2,000,000,000.00</b>
14020101	OTHER CAPITAL RECEIPTS TO CDF	2,000,000,000.00	2,000,000,000.00	-	-	0.0%	2,000,000,000.00
<b>1403</b>	<b>LOANS/ BORROWINGS RECEIPT</b>	<b>122,940,513,638.70</b>	<b>122,940,513,638.70</b>	<b>-</b>	<b>-</b>	<b>0.0%</b>	<b>122,940,513,638.70</b>
<b>140301</b>	<b>DOMESTIC LOANS/ BORROWINGS RECEIPT</b>	<b>116,940,513,638.70</b>	<b>116,940,513,638.70</b>	<b>-</b>	<b>-</b>	<b>0.0%</b>	<b>116,940,513,638.70</b>
14030101	DOMESTIC LOANS/ BORROWINGS FROM FINANCIAL INSTITUTIONS	100,840,513,638.70	100,840,513,638.70	-	-	0.0%	100,840,513,638.70
14030102	DOMESTIC LOANS/ BORROWINGS FROM GOVERNMENT ENTITIES	7,100,000,000.00	7,100,000,000.00	-	-	0.0%	7,100,000,000.00
14030103	DOMESTIC LOANS/ BORROWINGS FROM OTHER CAPITAL MARKET	9,000,000,000.00	9,000,000,000.00	-	-	0.0%	9,000,000,000.00
<b>140302</b>	<b>INTERNATIONAL LOANS/ BORROWINGS RECEIPT</b>	<b>6,000,000,000.00</b>	<b>6,000,000,000.00</b>	<b>-</b>	<b>-</b>	<b>0.0%</b>	<b>6,000,000,000.00</b>
14030201	INTERNATIONAL LOANS/ BORROWINGS FROM FINANCIAL INSTITUTIONS	6,000,000,000.00	6,000,000,000.00	-	-	0.0%	6,000,000,000.00

## 2.D Expenditure by Administrative Classification

**Table 4: Total Expenditure by Administrative Classification**

Anambra State Government Budget Performance Report 2024 Q4 - Total Expenditure by Administrative Classification

Code	Administrative Unit	2024 Original Budget	2024 Final Budget	2024 Q4 Performance	2024 Performance Year to Date (Q1-Q4)	% Performance Year to Date against 2024 Final Budget	Balance (against Final Budget)
	<b>Total Expenditure</b>	<b>410,132,225,272.11</b>	<b>410,132,225,272.11</b>	<b>120,886,595,806.21</b>	<b>255,815,868,289.27</b>	<b>62.4%</b>	<b>154,316,356,982.84</b>
<b>01000000000</b>	<b>Administration Sector</b>	<b>52,983,637,717.94</b>	<b>55,274,685,138.70</b>	<b>7,153,140,333.48</b>	<b>19,833,931,400.02</b>	<b>35.9%</b>	<b>35,440,753,738.68</b>
<b>01100000000</b>	<b>Office of the Executive Governor</b>	<b>35,410,769,402.09</b>	<b>37,412,165,322.31</b>	<b>4,419,766,636.62</b>	<b>12,297,846,265.93</b>	<b>32.9%</b>	<b>25,114,319,056.38</b>
011100100100	Office of the Executive Governor	33,967,643,521.28	35,967,643,517.11	4,279,708,411.17	11,792,280,453.84	32.8%	24,175,363,063.27
011100100200	Office of the Deputy Governor	606,270,695.87	606,270,696.01	110,412,012.07	257,936,516.25	42.5%	348,334,179.76
011100300100	Boundary Commission	7,245,000.00	7,245,000.00	4,032,702.52	7,092,871.54	97.9%	152,128.46
011101000100	Anambra Public Procurement Agency/APPA	346,356,000.00	347,876,200.00	47,383,315.51	82,434,015.78	23.7%	265,442,184.22
011101800100	Anambra State Investment Promotion & Protection Agency	201,439,990.94	201,439,990.94	33,964,924.31	110,479,771.09	54.8%	90,960,219.85
011103300100	Anambra State Action Committee on AIDS -ANSACA	132,954,850.00	132,830,574.00	12,000,471.92	35,996,149.07	27.1%	96,834,424.93
011103800100	Christian Pilgrims Welfare Board	6,930,000.00	6,930,000.00	-	-	0.0%	6,930,000.00
011103800200	Muslim Pilgrims Welfare Board	6,867,000.00	6,867,000.00	-	-	0.0%	6,867,000.00
011105100100	Anambra State Small Business Agency -ASBA	6,867,000.00	6,867,000.00	-	2,260,917.01	32.9%	4,606,082.99
011118400100	Volunteer Service Agency	22,443,544.00	22,443,544.25	164,647.74	9,335,571.35	41.6%	13,107,972.90
011118500100	Greater Onitsha Development Agency	52,875,900.00	52,875,900.00	30,000.00	30,000.00	0.1%	52,845,900.00
011118500200	Greater Nnewi Development Agency	52,875,900.00	52,875,900.00	-	-	0.0%	52,875,900.00
<b>016100000000</b>	<b>Office of the Secretary to the State Government</b>	<b>3,171,255,939.38</b>	<b>3,460,820,438.77</b>	<b>805,136,733.38</b>	<b>1,689,032,716.66</b>	<b>48.8%</b>	<b>1,771,787,722.11</b>
016100100100	Office of the Secretary to the State Government	2,438,818,084.00	2,438,818,084.00	707,281,716.22	1,492,779,198.53	61.2%	946,038,885.47
016102100100	Liaison Office – Lagos	26,131,116.59	39,804,196.84	10,690,055.11	18,076,177.55	45.4%	21,728,019.29
016102100200	Liaison Office – Abuja	42,175,319.86	67,975,320.00	14,540,740.63	35,976,880.27	52.9%	31,998,439.73
016102200100	Ocha Brigade	664,131,418.93	914,222,837.93	72,624,221.42	142,200,460.31	15.6%	772,022,377.62
<b>011200000000</b>	<b>Anambra State House of Assembly</b>	<b>7,235,328,685.00</b>	<b>7,235,328,685.40</b>	<b>1,072,282,929.25</b>	<b>3,585,071,714.60</b>	<b>49.5%</b>	<b>3,650,256,970.80</b>
011200300100	Anambra State House of Assembly	7,235,328,685.00	7,235,328,685.40	1,072,282,929.25	3,585,071,714.60	49.5%	3,650,256,970.80
<b>012300000000</b>	<b>Ministry of Information and Communication Strategy</b>	<b>2,715,832,631.97</b>	<b>2,715,919,631.97</b>	<b>341,716,271.51</b>	<b>990,161,333.94</b>	<b>36.5%</b>	<b>1,725,758,298.03</b>
012300100100	Ministry of Information and Communication Strategy	2,087,851,329.00	2,087,851,329.00	313,752,944.33	891,640,825.99	42.7%	1,196,210,503.01
012300100200	Anambra State Sinage Agency - ANSAA	101,004,412.00	101,004,412.00	13,213,146.83	60,223,993.02	59.6%	40,780,418.98
012300300100	Anambra Broadcasting Service	485,100,000.00	485,100,000.00	-	-	0.0%	485,100,000.00
012300400100	Arts Council	291,478.97	291,478.97	-	-	0.0%	291,478.97
012301300100	Government Printing Press	40,585,412.00	40,672,412.00	14,750,180.35	38,296,514.93	94.2%	2,375,897.07
012305200100	Tourism Board	1,000,000.00	1,000,000.00	-	-	0.0%	1,000,000.00
012305500100	Anambra State Newspaper Printing Corporation	-	0.00	-	-	0.0%	0.00
<b>012400000000</b>	<b>Ministry of Homeland Affairs</b>	<b>1,374,328,280.75</b>	<b>1,374,328,281.00</b>	<b>2,398,797.10</b>	<b>6,002,227.75</b>	<b>0.4%</b>	<b>1,368,326,053.25</b>
012400100100	Ministry of Homeland Affairs	1,374,328,280.75	1,374,328,281.00	2,398,797.10	6,002,227.75	0.4%	1,368,326,053.25
<b>012500000000</b>	<b>Office of the Head of Service</b>	<b>1,869,942,695.35</b>	<b>1,869,942,695.35</b>	<b>376,033,717.11</b>	<b>927,462,459.65</b>	<b>49.6%</b>	<b>942,480,235.70</b>
012500100100	Office of the Head of Service	1,869,942,695.35	1,869,942,695.35	376,033,717.11	927,462,459.65	49.6%	942,480,235.70
<b>014000000000</b>	<b>Office of the Auditor General (State)</b>	<b>386,654,761.00</b>	<b>386,654,761.00</b>	<b>83,620,147.46</b>	<b>219,800,851.43</b>	<b>56.8%</b>	<b>166,853,909.57</b>
014000100100	Office of the Auditor General (State)	278,638,579.00	278,638,579.00	61,580,135.58	164,128,286.41	58.9%	114,510,292.59
014000100200	Office of the Auditor General (Local Government)	108,016,182.00	108,016,182.00	22,040,011.88	55,672,565.02	51.5%	52,343,616.98
<b>014700000000</b>	<b>Civil Service Commission</b>	<b>116,102,974.00</b>	<b>116,102,974.00</b>	<b>32,627,598.89</b>	<b>64,182,483.70</b>	<b>55.3%</b>	<b>51,920,490.30</b>
014700100100	Civil Service Commission	116,102,974.00	116,102,974.00	32,627,598.89	64,182,483.70	55.3%	51,920,490.30
<b>014800000000</b>	<b>Anambra State Independent Electoral Commission</b>	<b>197,301,110.40</b>	<b>197,301,110.90</b>	<b>12,012,604.33</b>	<b>25,028,871.36</b>	<b>12.7%</b>	<b>172,272,239.54</b>
014800100100	Anambra State Independent Electoral Commission	197,301,110.40	197,301,110.90	12,012,604.33	25,028,871.36	12.7%	172,272,239.54
<b>014900000000</b>	<b>Local Government Civil Service Commission</b>	<b>31,264,238.00</b>	<b>31,264,238.00</b>	<b>5,835,618.75</b>	<b>23,342,475.00</b>	<b>74.7%</b>	<b>7,921,763.00</b>
014900100100	Local Government Civil Service Commission	31,264,238.00	31,264,238.00	5,835,618.75	23,342,475.00	74.7%	7,921,763.00
<b>017000000000</b>	<b>Ministry of Special Duties</b>	<b>474,857,000.00</b>	<b>474,857,000.00</b>	<b>1,709,279.08</b>	<b>6,000,000.00</b>	<b>1.3%</b>	<b>468,857,000.00</b>
017000100100	Ministry of Special Duties	474,857,000.00	474,857,000.00	1,709,279.08	6,000,000.00	1.3%	468,857,000.00
<b>020000000000</b>	<b>Economic Sector</b>	<b>275,705,439,772.53</b>	<b>275,369,238,289.58</b>	<b>93,969,904,167.08</b>	<b>195,732,430,759.75</b>	<b>71.1%</b>	<b>79,636,807,529.83</b>
<b>021500000000</b>	<b>Ministry of Agriculture, Mechanization, Processing &amp; Export</b>	<b>3,245,887,255.80</b>	<b>3,246,439,505.93</b>	<b>158,132,606.69</b>	<b>1,784,382,549.13</b>	<b>55.0%</b>	<b>1,462,056,956.80</b>
021500100100	Ministry of Agriculture, Mechanization, Processing & Export	3,194,309,839.87	3,194,862,090.00	154,478,471.35	1,774,750,482.95	55.6%	1,420,111,607.05

ANAMBRA STATE GOVERNMENT, NIGERIA

Code	Administrative Unit	2024 Original Budget	2024 Final Budget	2024 Q4 Performance	2024 Performance Year to Date (Q1-Q4)	% Performance Year to Date against 2024 Final Budget	Balance (against Final Budget)
021501700100	Fisheries and Aquaculture DevelopmentAgency	40,754,868.00	40,754,868.00	1,233,112.28	4,799,825.49	11.8%	35,955,042.51
021510200200	Agricultural Development Project	10,822,547.93	10,822,547.93	2,421,023.06	4,832,240.69	44.6%	5,990,307.24
<b>022000000000</b>	<b>Ministry of Finance</b>	<b>35,552,059,974.91</b>	<b>35,211,996,752.63</b>	<b>6,287,264,179.55</b>	<b>22,723,502,933.90</b>	<b>64.5%</b>	<b>12,488,493,818.73</b>
022000100100	Ministry of Finance	1,568,007,890.88	1,568,007,891.00	112,507,096.21	783,209,317.50	49.9%	784,798,573.50
022000700100	Office of the Accountant General	32,370,228,986.27	32,030,165,763.63	5,985,751,663.94	21,445,518,166.74	67.0%	10,584,647,596.89
022000800100	Anambra State Internal Revenue Service	1,613,823,097.76	1,613,823,098.00	189,005,419.40	494,775,449.66	30.7%	1,119,047,648.34
<b>022200000000</b>	<b>Ministry of Trade, Commerce, Markets &amp; Wealth Creation</b>	<b>857,319,027.01</b>	<b>857,319,027.00</b>	<b>99,694,536.87</b>	<b>231,014,762.30</b>	<b>26.9%</b>	<b>626,304,264.70</b>
022200100100	Ministry of Trade, Commerce, Markets & Wealth Creation	639,452,027.01	639,452,027.00	99,694,536.87	231,014,762.30	36.1%	408,437,264.70
022200100200	Anambra State Industrail DevelopmentAgency	217,867,000.00	217,867,000.00	-	-	0.0%	217,867,000.00
<b>023200000000</b>	<b>Ministry of Petroleum and Mineral Resources</b>	<b>748,323,457.58</b>	<b>748,323,456.58</b>	<b>79,975,566.02</b>	<b>187,977,927.24</b>	<b>25.1%</b>	<b>560,345,529.34</b>
023200100100	Ministry of Petroleum and Mineral Resources	748,323,457.58	748,323,456.58	79,975,566.02	187,977,927.24	25.1%	560,345,529.34
<b>022900000000</b>	<b>Ministry of Transport</b>	<b>6,040,997,849.00</b>	<b>6,040,997,849.00</b>	<b>488,090,086.85</b>	<b>1,306,451,486.09</b>	<b>21.6%</b>	<b>4,734,546,362.91</b>
022900100100	Ministry of Transport	5,577,836,273.00	5,577,836,273.00	349,609,029.49	931,608,069.55	16.7%	4,646,228,203.45
022905500100	Anambra State Transport ManangementAgency - ATMA	463,161,576.00	463,161,576.00	138,481,057.36	374,843,416.54	80.9%	88,318,159.46
<b>023400000000</b>	<b>Ministry of Works</b>	<b>190,919,877,982.82</b>	<b>182,919,877,983.00</b>	<b>77,740,272,421.42</b>	<b>148,124,740,440.79</b>	<b>81.0%</b>	<b>34,795,137,542.21</b>
023400100100	Ministry of Works	189,278,657,982.82	181,278,657,983.00	76,976,842,407.09	146,974,085,020.01	81.1%	34,304,572,962.99
023405400100	Anambra State Road Maintenance Agency	1,641,220,000.00	1,641,220,000.00	763,430,014.33	1,150,655,420.78	70.1%	490,564,579.22
<b>023600000000</b>	<b>Ministry of Culture, Entertainment &amp; Tourism</b>	<b>10,641,752,151.15</b>	<b>10,642,071,064.78</b>	<b>2,694,514,377.59</b>	<b>4,852,527,594.35</b>	<b>45.6%</b>	<b>5,789,543,470.43</b>
023600100100	Ministry of Culture, Entertainment & Tourism	10,641,752,151.15	10,642,071,064.78	2,694,514,377.59	4,852,527,594.35	45.6%	5,789,543,470.43
<b>023800000000</b>	<b>Ministry of Budget &amp; Economic Planning</b>	<b>3,391,973,427.16</b>	<b>3,391,973,426.00</b>	<b>173,255,193.84</b>	<b>805,400,321.11</b>	<b>23.7%</b>	<b>2,586,573,104.89</b>
023800100100	Ministry of Budget & Economic Planning	3,069,008,608.16	3,069,008,607.00	142,493,326.27	745,464,653.04	24.3%	2,323,543,953.96
023800400100	State Bureau of Statistics	322,964,819.00	322,964,819.00	30,761,867.57	59,935,668.07	18.6%	263,029,150.93
<b>025300000000</b>	<b>Ministry of Housing</b>	<b>10,656,099,577.80</b>	<b>18,656,099,578.00</b>	<b>2,460,448,546.28</b>	<b>7,105,924,265.67</b>	<b>38.1%</b>	<b>11,550,175,312.33</b>
025300100100	Ministry of Housing	10,639,265,577.80	18,639,265,578.00	2,457,261,033.45	7,099,581,626.13	38.1%	11,539,683,951.87
025300100200	Hydrofoam Agency	16,834,000.00	16,834,000.00	3,187,512.83	6,342,639.54	37.7%	10,491,360.46
<b>026000000000</b>	<b>Ministry of Lands</b>	<b>2,996,417,127.99</b>	<b>2,995,516,669.88</b>	<b>230,195,441.57</b>	<b>836,312,029.91</b>	<b>27.9%</b>	<b>2,159,204,639.97</b>
026000100100	Ministry of Lands	1,747,879,689.00	1,747,879,689.00	105,747,055.42	563,243,435.71	32.2%	1,184,636,253.29
026005500100	Anambra State Physical Planning Board	1,248,537,438.99	1,247,636,980.88	124,448,386.15	273,068,594.20	21.9%	974,568,386.68
<b>025200000000</b>	<b>Ministry of Power &amp; Water Resources</b>	<b>10,654,731,941.31</b>	<b>10,658,622,976.78</b>	<b>3,558,061,210.40</b>	<b>7,774,196,449.26</b>	<b>72.9%</b>	<b>2,884,426,527.52</b>
025200100100	Ministry of Power & Water Resources	9,465,416,417.71	9,465,416,417.71	3,554,331,596.16	7,764,392,494.53	82.0%	1,701,023,923.18
025200800100	Anambra State Fire Service	6,500,000.00	7,184,942.27	426,000.00	3,426,000.00	47.7%	3,758,942.27
025210300100	Rural Water Supply and Sanitation Agency(RUWASSA)	96,635,339.59	99,841,432.79	3,303,614.24	6,377,954.73	6.4%	93,463,478.06
025210400100	Anambra State Urban Water Assets Holdings Corporation	1,086,180,184.00	1,086,180,184.00	-	-	0.0%	1,086,180,184.00
<b>030000000000</b>	<b>Law &amp; Justice Sector</b>	<b>11,794,395,953.42</b>	<b>12,795,382,169.00</b>	<b>2,646,611,628.83</b>	<b>7,345,796,289.59</b>	<b>57.4%</b>	<b>5,449,585,879.41</b>
<b>031800000000</b>	<b>Judicial Service Commission</b>	<b>9,405,159,700.44</b>	<b>9,405,159,719.00</b>	<b>2,240,251,840.10</b>	<b>5,767,490,657.65</b>	<b>61.3%</b>	<b>3,637,669,061.35</b>
031801100100	Judicial Service Commission	245,954,454.57	245,954,473.00	91,206,215.66	130,652,226.39	53.1%	115,302,246.61
031805100100	High Court of Justice	9,159,205,245.87	9,159,205,246.00	2,149,045,624.44	5,636,838,431.26	61.5%	3,522,366,814.74
<b>032600000000</b>	<b>Ministry of Justice</b>	<b>2,389,236,252.98</b>	<b>3,390,222,450.00</b>	<b>406,359,788.73</b>	<b>1,578,305,631.94</b>	<b>46.6%</b>	<b>1,811,916,818.06</b>
032600100100	Ministry of Justice	2,387,736,252.98	3,388,722,450.00	405,859,788.73	1,577,105,631.94	46.5%	1,811,616,818.06
032600300100	Legal Aid Council	1,500,000.00	1,500,000.00	500,000.00	1,200,000.00	80.0%	300,000.00
<b>040000000000</b>	<b>Regional Sector</b>	<b>154,618,900.01</b>	<b>198,303,947.35</b>	<b>35,979,392.61</b>	<b>100,016,854.07</b>	<b>50.4%</b>	<b>98,287,093.28</b>
<b>043700000000</b>	<b>Awka Capital Territory DevelopmentAuthority - ACTDA</b>	<b>154,618,900.01</b>	<b>198,303,947.35</b>	<b>35,979,392.61</b>	<b>100,016,854.07</b>	<b>50.4%</b>	<b>98,287,093.28</b>
043700100100	Awka Capital Territory DevelopmentAuthority - ACTDA	154,618,900.01	198,303,947.35	35,979,392.61	100,016,854.07	50.4%	98,287,093.28
<b>050000000000</b>	<b>Social Sector</b>	<b>69,494,132,928.22</b>	<b>66,494,615,727.48</b>	<b>17,080,960,284.21</b>	<b>32,803,692,985.84</b>	<b>49.3%</b>	<b>33,690,922,741.64</b>
<b>051300000000</b>	<b>Ministry of Youths, Entrepreneurship &amp; Sport Development</b>	<b>5,641,867,461.50</b>	<b>5,641,867,462.00</b>	<b>250,998,677.57</b>	<b>1,055,237,164.72</b>	<b>18.7%</b>	<b>4,586,630,297.28</b>
051300100100	Ministry of Youths, Entrepreneurship & Sport Development	4,259,079,961.50	4,259,079,962.00	125,367,191.47	663,490,878.62	15.6%	3,595,589,083.38
051300100200	Sport Development Commission	1,340,787,500.00	1,340,787,500.00	125,631,486.10	391,746,286.10	29.2%	949,041,213.90
051300300100	National Youth Service Corp – NYSC	42,000,000.00	42,000,000.00	-	-	0.0%	42,000,000.00
<b>051400000000</b>	<b>Ministry of Social Welfare, Children &amp; Women Affairs</b>	<b>2,370,774,148.00</b>	<b>2,371,231,948.00</b>	<b>72,675,407.99</b>	<b>160,857,815.34</b>	<b>6.8%</b>	<b>2,210,374,132.66</b>
051400100100	Ministry of Social Welfare, Children & Women Affairs	2,362,419,298.00	2,362,877,098.00	71,453,407.99	159,335,815.34	6.7%	2,203,541,282.66

Code	Administrative Unit	2024 Original Budget	2024 Final Budget	2024 Q4 Performance	2024 Performance Year to Date (Q1-Q4)	% Performance Year to Date against 2024 Final Budget	Balance (against Final Budget)
051405400100	Model Motherless Babies Home	8,354,850.00	8,354,850.00	1,222,000.00	1,522,000.00	18.2%	6,832,850.00
<b>051700000000</b>	<b>Ministry of Basic Education</b>	<b>28,602,449,498.01</b>	<b>25,602,449,497.60</b>	<b>9,334,098,358.13</b>	<b>15,847,943,527.28</b>	<b>61.9%</b>	<b>9,754,505,970.32</b>
051700100100	Ministry of Basic Education	15,509,680,480.00	12,509,680,480.00	5,566,915,425.65	6,376,059,308.85	51.0%	6,133,621,171.15
051700300100	Anambra State Universal Basic EducationBoard	1,774,894,314.66	1,774,894,314.00	46,319,484.79	143,542,096.75	8.1%	1,631,352,217.25
051700800100	Anambra State Library Board	222,266,507.25	222,266,507.00	54,069,283.37	35,266,488.88	15.9%	187,000,018.12
051700900100	Exam Development Centre	49,787,110.10	49,787,110.10	6,171,577.66	13,983,348.18	28.1%	35,803,761.92
051702300100	Special Education Centre Isulo	12,000,000.00	12,000,000.00	2,100,000.00	5,936,000.00	49.5%	6,064,000.00
051702400100	Special Education Centre Umuchu	7,500,000.00	7,500,000.00	1,503,009.86	6,005,883.56	80.1%	1,494,116.44
051702400200	Special Education Center Onitsha	3,000,000.00	3,000,000.00	601,050.00	2,411,240.00	80.4%	588,760.00
051702500100	Adult & Non Formal Education Agency	5,551,969.50	5,551,969.50	2,392,058.23	3,230,893.12	58.2%	2,321,076.38
051702600100	Urban Girls Secondary School Ekwulobia	175,000.00	175,000.00	-	-	0.0%	175,000.00
051702600200	Girls Sec. School, Igboukwu	175,000.00	175,000.00	-	-	0.0%	175,000.00
051702600300	Community Secondary School, Isuofia	175,000.00	175,000.00	-	-	0.0%	175,000.00
051702600400	Aguata High School, Aguata	175,000.00	175,000.00	-	-	0.0%	175,000.00
051702600500	Girls' High School, Uga	175,000.00	175,000.00	-	-	0.0%	175,000.00
051702600600	Uga Boys' Secondary School, Uga	175,000.00	175,000.00	-	-	0.0%	175,000.00
051702600700	Community Secondary School, Uga	175,000.00	175,000.00	-	-	0.0%	175,000.00
051702600800	Pioneer Secondary School (Gss) Umuchu	175,000.00	175,000.00	-	-	0.0%	175,000.00
051702600900	Community Secondary School, Umuchu	175,000.00	175,000.00	-	-	0.0%	175,000.00
051702601000	Umuchu High School, Umuchu	175,000.00	175,000.00	-	-	0.0%	175,000.00
051702601100	Government Technical College, Umuchu	175,000.00	175,000.00	-	-	0.0%	175,000.00
051702601200	St. Peter'S Secondary School, Achina	175,000.00	175,000.00	-	-	0.0%	175,000.00
051702601300	Girls' Secondary School, Achina	175,000.00	175,000.00	-	-	0.0%	175,000.00
051702601400	Community Secondary School, Nkpologwu	175,000.00	175,000.00	-	-	0.0%	175,000.00
051702601500	Community Secondary School, Oraeri	175,000.00	175,000.00	-	-	0.0%	175,000.00
051702601600	Community Secondary School,Aguluezechukwu	175,000.00	175,000.00	-	-	0.0%	175,000.00
051702601700	Community Secondary School, Akpo	175,000.00	175,000.00	-	-	0.0%	175,000.00
051702601800	Christ The Redeemer College, Amesi	175,000.00	175,000.00	-	-	0.0%	175,000.00
051702601900	Community Secondary School, Igboukwu(Bss)	175,000.00	175,000.00	-	-	0.0%	175,000.00
051702602000	Community Secondary School, (Bss)Ezinifite	175,000.00	175,000.00	-	-	0.0%	175,000.00
051702602100	Girls' Secondary School, Ezinifite.	175,000.00	175,000.00	-	-	0.0%	175,000.00
051702602200	Community High School, Nanka	175,000.00	175,000.00	-	-	0.0%	175,000.00
051702602300	Community Secondary School, Nanka	175,000.00	175,000.00	-	-	0.0%	175,000.00
051702602400	Community Secondary School, Oko	175,000.00	175,000.00	-	-	0.0%	175,000.00
051702602500	Community Secondary School, Ndikelionwu	175,000.00	175,000.00	-	-	0.0%	175,000.00
051702602600	Community Secondary School, Ndiowu	175,000.00	175,000.00	-	-	0.0%	175,000.00
051702602700	Community Secondary School, Ufuma	175,000.00	175,000.00	-	-	0.0%	175,000.00
051702602800	Community Secondary School, EnugwuaborUfuma	175,000.00	175,000.00	-	-	0.0%	175,000.00
051702602900	Community Secondary School, Awgbu	175,000.00	175,000.00	-	-	0.0%	175,000.00
051702603000	Community High School, Awgbu	175,000.00	175,000.00	-	-	0.0%	175,000.00
051702603100	Awgbu Grammar School, Awgbu	175,000.00	175,000.00	-	-	0.0%	175,000.00
051702603200	Community Secondary School, Ajali	175,000.00	175,000.00	-	-	0.0%	175,000.00
051702603300	Community Secondary School, Omogho	175,000.00	175,000.00	-	-	0.0%	175,000.00
051702603400	Community Secondary School, Awa.	175,000.00	175,000.00	-	-	0.0%	175,000.00
051702603500	All Saints Secondary School, Umunze	175,000.00	175,000.00	-	-	0.0%	175,000.00
051702603600	Community High School Umunze	175,000.00	175,000.00	-	-	0.0%	175,000.00
051702603700	Government Technical College, Umunze	175,000.00	175,000.00	-	-	0.0%	175,000.00
051702603800	Community Secondary School, Ihite	175,000.00	175,000.00	-	-	0.0%	175,000.00
051702603900	Community High School, Nawfija	175,000.00	175,000.00	-	-	0.0%	175,000.00
051702604000	New Bethel Secondary School, Isulo	175,000.00	175,000.00	-	-	0.0%	175,000.00

Code	Administrative Unit	2024 Original Budget	2024 Final Budget	2024 Q4 Performance	2024 Performance Year to Date (Q1-Q4)	% Performance Year to Date against 2024 Final Budget	Balance (against Final Budget)
051702604100	Victory High School, Ezira	175,000.00	175,000.00	-	-	0.0%	175,000.00
051702604200	Premier Secondary School (Bss) Ogbunka	175,000.00	175,000.00	-	-	0.0%	175,000.00
051702604300	Girls' Secondary School, Ogbunka	175,000.00	175,000.00	-	-	0.0%	175,000.00
051702604400	Union Secondary School, Owerrezukala	175,000.00	175,000.00	-	-	0.0%	175,000.00
051702604500	Community Secondary School,Owerrezukala	175,000.00	175,000.00	-	-	0.0%	175,000.00
051702604600	Community High School, Ogboji	175,000.00	175,000.00	-	-	0.0%	175,000.00
051702604700	Union Secondary School, Umuomaku	175,000.00	175,000.00	-	-	0.0%	175,000.00
051702604800	St. John Of God Secondary School, Awka	175,000.00	175,000.00	-	-	0.0%	175,000.00
051702604900	Igwebuike Grammar School, Awka	175,000.00	175,000.00	-	-	0.0%	175,000.00
051702605000	Girls' Secondary School, Awka	175,000.00	175,000.00	-	-	0.0%	175,000.00
051702605100	Community Secondary School, Umuokpu	175,000.00	175,000.00	-	-	0.0%	175,000.00
051702605200	Capital City Secondary School, Awka	175,000.00	175,000.00	-	-	0.0%	175,000.00
051702605300	Kenneth Dike Memorial Secondary School,Awka	175,000.00	175,000.00	-	-	0.0%	175,000.00
051702605400	Ezi-Awka Community Secondary School,Awka	175,000.00	175,000.00	-	-	0.0%	175,000.00
051702605500	Community Secondary School, Okpuno	175,000.00	175,000.00	-	-	0.0%	175,000.00
051702605600	Nneoma Community Secondary School,Nibo	175,000.00	175,000.00	-	-	0.0%	175,000.00
051702605700	Community Secondary School, Mbaukwu	175,000.00	175,000.00	-	-	0.0%	175,000.00
051702605800	Emeka Aghasili High School, Nise	175,000.00	175,000.00	-	-	0.0%	175,000.00
051702605900	Community Secondary School, Agulu Awka	175,000.00	175,000.00	-	-	0.0%	175,000.00
051702606000	Community Secondary School, Amawbia	175,000.00	175,000.00	-	-	0.0%	175,000.00
051702606100	Union Secondary School, Umuawulu	175,000.00	175,000.00	-	-	0.0%	175,000.00
051702606200	Union Secondary School, Amawbia	175,000.00	175,000.00	-	-	0.0%	175,000.00
051702606300	Ezike High School, Nibo	175,000.00	175,000.00	-	-	0.0%	175,000.00
051702606400	Holy Cross High School, Umuawulu	175,000.00	175,000.00	-	-	0.0%	175,000.00
051702606500	Community Secondary School, Isiagu.	175,000.00	175,000.00	-	-	0.0%	175,000.00
051702606600	Community Secondary School, Amansea	175,000.00	175,000.00	-	-	0.0%	175,000.00
051702606700	Community Secondary School, Isuanaocha	175,000.00	175,000.00	-	-	0.0%	175,000.00
051702606800	Community Secondary School, Ebenebe	175,000.00	175,000.00	-	-	0.0%	175,000.00
051702606900	Community Secondary School, Mgbakwu	175,000.00	175,000.00	-	-	0.0%	175,000.00
051702607000	Community Secondary School, Achalla	175,000.00	175,000.00	-	-	0.0%	175,000.00
051702607100	Community Secondary School, Amanuke	175,000.00	175,000.00	-	-	0.0%	175,000.00
051702607200	Community Secondary School, Urum	175,000.00	175,000.00	-	-	0.0%	175,000.00
051702607300	Community S3Condary School, Oba-Ofemili	175,000.00	175,000.00	-	-	0.0%	175,000.00
051702607400	Girls High School, Agulu	175,000.00	175,000.00	-	-	0.0%	175,000.00
051702607500	Flora Azikiwe Model ComprehensiveSecondary School, Neni	175,000.00	175,000.00	-	-	0.0%	175,000.00
051702607600	Loretto Special Sci. Sch. Adazi Nnukwu	175,000.00	175,000.00	-	-	0.0%	175,000.00
051702607700	Community Secondary School, Obeledu	175,000.00	175,000.00	-	-	0.0%	175,000.00
051702607800	Community Secondary School, Ichida	175,000.00	175,000.00	-	-	0.0%	175,000.00
051702607900	Community High School, Aguluzigbo	175,000.00	175,000.00	-	-	0.0%	175,000.00
051702608000	Bubendorff Memorial Grammar School,Adazi Nnukwu	175,000.00	175,000.00	-	-	0.0%	175,000.00
051702608100	Community Secondary School, Agulu	175,000.00	175,000.00	-	-	0.0%	175,000.00
051702608200	Ojiakor Memorial Grammar School, Adazi-Ani	175,000.00	175,000.00	-	-	0.0%	175,000.00
051702608300	Union Secondary School, Agulu	175,000.00	175,000.00	-	-	0.0%	175,000.00
051702608400	Community High School, Adazi	175,000.00	175,000.00	-	-	0.0%	175,000.00
051702608500	Community High School, Akwaeze	175,000.00	175,000.00	-	-	0.0%	175,000.00
051702608600	Agulu Grazmmar School, Agulu	175,000.00	175,000.00	-	-	0.0%	175,000.00
051702608700	Lake City Secondary School, Nri	175,000.00	175,000.00	-	-	0.0%	175,000.00
051702608800	Girls Secondary School, Adazi-Nnukwu	175,000.00	175,000.00	-	-	0.0%	175,000.00
051702608900	Regal Secondary School, Nri	175,000.00	175,000.00	-	-	0.0%	175,000.00
051702609000	St. Mary'S High School, Iftedunu	175,000.00	175,000.00	-	-	0.0%	175,000.00

Code	Administrative Unit	2024 Original Budget	2024 Final Budget	2024 Q4 Performance	2024 Performance Year to Date (Q1-Q4)	% Performance Year to Date against 2024 Final Budget	Balance (against Final Budget)
051702609100	Walter Eze Memorial Secondary School, (Bss) Ukpo	175,000.00	175,000.00	-	-	0.0%	175,000.00
051702609200	Community Secondary School, Umunachi	175,000.00	175,000.00	-	-	0.0%	175,000.00
051702609300	Nneamaka Secondary School, Ifitedunu	175,000.00	175,000.00	-	-	0.0%	175,000.00
051702609400	Community Girls' Secondary School, Ukpo	175,000.00	175,000.00	-	-	0.0%	175,000.00
051702609500	Community Secondary School, Ukwulu	175,000.00	175,000.00	-	-	0.0%	175,000.00
051702609600	St Kizito Girls' Secondary School, Umudioka	175,000.00	175,000.00	-	-	0.0%	175,000.00
051702609700	Community High School, Nawgu.	175,000.00	175,000.00	-	-	0.0%	175,000.00
051702609800	Comprehensive Secondary School, Nawfia	175,000.00	175,000.00	-	-	0.0%	175,000.00
051702609900	Girls' Secondary School, Abagana	175,000.00	175,000.00	-	-	0.0%	175,000.00
051702610000	Nnamdi Azikiwe Secondary School, Abagana	175,000.00	175,000.00	-	-	0.0%	175,000.00
051702610100	Ido Secondary School, Enugu Ukwu	175,000.00	175,000.00	-	-	0.0%	175,000.00
051702610200	St. Michael'S Model Comprehensive Secondary School, Nimo	175,000.00	175,000.00	-	-	0.0%	175,000.00
051702610300	Girls' Secondary School, Nimo	175,000.00	175,000.00	-	-	0.0%	175,000.00
051702610400	Community Secondary School, Abba	175,000.00	175,000.00	-	-	0.0%	175,000.00
051702610500	Girls' Secondary School, Enugu Agidi.	175,000.00	175,000.00	-	-	0.0%	175,000.00
051702610600	Nawfia Community Secondary School, Nawfia	175,000.00	175,000.00	-	-	0.0%	175,000.00
051702610700	Okutalukwe Community Secondary School, Enugu Ukwu.	175,000.00	175,000.00	-	-	0.0%	175,000.00
051702610800	Government Technical College, Enugwu-Agidi	175,000.00	175,000.00	-	-	0.0%	175,000.00
051702610900	Girls' Sec. School, Nnewi	175,000.00	175,000.00	-	-	0.0%	175,000.00
051702611000	Maria Regina Model Comprehensive Sec. School Nnewi	175,000.00	175,000.00	-	-	0.0%	175,000.00
051702611100	Nnewi High School, Nnewi	175,000.00	175,000.00	-	-	0.0%	175,000.00
051702611200	Nigerian Sci & Tech. College, Nnewi	175,000.00	175,000.00	-	-	0.0%	175,000.00
051702611300	Women Education Centre, Nnewi	175,000.00	175,000.00	-	-	0.0%	175,000.00
051702611400	Community Secondary School, Nnewichi	175,000.00	175,000.00	-	-	0.0%	175,000.00
051702611500	Akabozem Comm. Sec. School, Nnewi	175,000.00	175,000.00	-	-	0.0%	175,000.00
051702611600	Okongwu Memo Grammar School Nnewi.	175,000.00	175,000.00	-	-	0.0%	175,000.00
051702611700	Union Secondary School, Amichi (Bss)	175,000.00	175,000.00	-	-	0.0%	175,000.00
051702611800	Comm. Secondary School, Amichi	175,000.00	175,000.00	-	-	0.0%	175,000.00
051702611900	Community Secondary School, Azigbo	175,000.00	175,000.00	-	-	0.0%	175,000.00
051702612000	Comm. Sec. School, Ebenato	175,000.00	175,000.00	-	-	0.0%	175,000.00
051702612100	Comm. Secondary School, Ekwulumili	175,000.00	175,000.00	-	-	0.0%	175,000.00
051702612200	Comm. High School, Ezinifite	175,000.00	175,000.00	-	-	0.0%	175,000.00
051702612300	Awo-Ezimuzo Comm. Sec. School Ezinifite	175,000.00	175,000.00	-	-	0.0%	175,000.00
051702612400	Boys' High School, Osumenyi	175,000.00	175,000.00	-	-	0.0%	175,000.00
051702612500	Comm. High School, Osumenyi	175,000.00	175,000.00	-	-	0.0%	175,000.00
051702612600	Comm. Secondary School, Ukpore	175,000.00	175,000.00	-	-	0.0%	175,000.00
051702612700	Girls' High School, Ukpore	175,000.00	175,000.00	-	-	0.0%	175,000.00
051702612800	Unubi Boys' Secondary School Unubi	175,000.00	175,000.00	-	-	0.0%	175,000.00
051702612900	St. Johnbosco Sec. Sch. Unubi	175,000.00	175,000.00	-	-	0.0%	175,000.00
051702613000	Utuh High School Utuh	175,000.00	175,000.00	-	-	0.0%	175,000.00
051702613100	Govt. Technical College Utuh	175,000.00	175,000.00	-	-	0.0%	175,000.00
051702613200	Comm. Sec. School, Akwaihedi	175,000.00	175,000.00	-	-	0.0%	175,000.00
051702613300	Comm. Secondary School, Ichi	175,000.00	175,000.00	-	-	0.0%	175,000.00
051702613400	Union Secondary School, Ichi	175,000.00	175,000.00	-	-	0.0%	175,000.00
051702613500	Comm. Secondary School, Ihembosi	175,000.00	175,000.00	-	-	0.0%	175,000.00
051702613600	Boys' Secondary School, Oraifite	175,000.00	175,000.00	-	-	0.0%	175,000.00
051702613700	Girls' Secondary School, Oraifite	175,000.00	175,000.00	-	-	0.0%	175,000.00
051702613800	Comm. Secondary School, Ozubulu	175,000.00	175,000.00	-	-	0.0%	175,000.00
051702613900	Girls' Secondary School, Ozubulu	175,000.00	175,000.00	-	-	0.0%	175,000.00
051702614000	Zixton Secondary School, Ozubulu	175,000.00	175,000.00	-	-	0.0%	175,000.00

Code	Administrative Unit	2024 Original Budget	2024 Final Budget	2024 Q4 Performance	2024 Performance Year to Date (Q1-Q4)	% Performance Year to Date against 2024 Final Budget	Balance (against Final Budget)
051702614100	Comm. High School, Amorka	175,000.00	175,000.00	-	-	0.0%	175,000.00
051702614200	Comm. Secondary School, Azia	175,000.00	175,000.00	-	-	0.0%	175,000.00
051702614300	St. Anthony'S Secondary School, Azia	175,000.00	175,000.00	-	-	0.0%	175,000.00
051702614400	Abbot Boys' Secondary School, Ihiala	175,000.00	175,000.00	-	-	0.0%	175,000.00
051702614500	Abbot Girls' Sec. Sch Ihiala	175,000.00	175,000.00	-	-	0.0%	175,000.00
051702614600	Govt. Technical College, Ihiala	175,000.00	175,000.00	-	-	0.0%	175,000.00
051702614700	St. Jude'S Secondary School, Ihiala	175,000.00	175,000.00	-	-	0.0%	175,000.00
051702614800	Comm. Secondary School, Isseke	175,000.00	175,000.00	-	-	0.0%	175,000.00
051702614900	Comm. Secondary School, Lilu	175,000.00	175,000.00	-	-	0.0%	175,000.00
051702615000	Community Secondary School Mbosi	175,000.00	175,000.00	-	-	0.0%	175,000.00
051702615100	Union Secondary School, Okija	175,000.00	175,000.00	-	-	0.0%	175,000.00
051702615200	Okija Grammar School, Okija	175,000.00	175,000.00	-	-	0.0%	175,000.00
051702615300	Comm. Secondary School, Orsumoghu	175,000.00	175,000.00	-	-	0.0%	175,000.00
051702615400	Girls' Secondary School, Uli	175,000.00	175,000.00	-	-	0.0%	175,000.00
051702615500	Uli High School, Uli	175,000.00	175,000.00	-	-	0.0%	175,000.00
051702615600	Comm. Hgih School, Umuoma Uli	175,000.00	175,000.00	-	-	0.0%	175,000.00
051702615700	Notre Dame High School, Abatete	175,000.00	175,000.00	-	-	0.0%	175,000.00
051702615800	Girls' Secondary School, Abatete	175,000.00	175,000.00	-	-	0.0%	175,000.00
051702615900	Comm. Secondary School, Eziowelle	175,000.00	175,000.00	-	-	0.0%	175,000.00
051702616000	Comm. Secondary School, Ideani	175,000.00	175,000.00	-	-	0.0%	175,000.00
051702616100	Govt. Technical College, Nkpor	175,000.00	175,000.00	-	-	0.0%	175,000.00
051702616200	Urban Secondary School, Nkpor	175,000.00	175,000.00	-	-	0.0%	175,000.00
051702616300	Comm. Secondary School, Obosi	175,000.00	175,000.00	-	-	0.0%	175,000.00
051702616400	Girls' Secondary School, Obosi (Union Sec.Sch. Obosi)	175,000.00	175,000.00	-	-	0.0%	175,000.00
051702616500	Boys' Secondary School, Ogidi	175,000.00	175,000.00	-	-	0.0%	175,000.00
051702616600	Girls' Secondary School, Ogidi	175,000.00	175,000.00	-	-	0.0%	175,000.00
051702616700	Comm. Secondary School, Oraukwu	175,000.00	175,000.00	-	-	0.0%	175,000.00
051702616800	Oraukwu Grammar School, Oraukwu	175,000.00	175,000.00	-	-	0.0%	175,000.00
051702616900	Comm. Secondary School, Uke	175,000.00	175,000.00	-	-	0.0%	175,000.00
051702617000	Mater Amabilis Sec.Sch, Umuoji	175,000.00	175,000.00	-	-	0.0%	175,000.00
051702617100	Community Secondary School, Umuoji	175,000.00	175,000.00	-	-	0.0%	175,000.00
051702617200	Awada Secondary School, Awada.	175,000.00	175,000.00	-	-	0.0%	175,000.00
051702617300	St. John Secondary School, Akwa-Ukwu	175,000.00	175,000.00	-	-	0.0%	175,000.00
051702617400	St. John'S Science & Technical, Alor	175,000.00	175,000.00	-	-	0.0%	175,000.00
051702617500	Girls' Secondary School, Alor	175,000.00	175,000.00	-	-	0.0%	175,000.00
051702617600	Girls Secondary School, Awka-Etiti	175,000.00	175,000.00	-	-	0.0%	175,000.00
051702617700	St. Joseph'S Secondary School, Awka-Etiti	175,000.00	175,000.00	-	-	0.0%	175,000.00
051702617800	Our Lady'S Secondary School, Nnobi	175,000.00	175,000.00	-	-	0.0%	175,000.00
051702617900	Comm. Secondary School, Nnobi	175,000.00	175,000.00	-	-	0.0%	175,000.00
051702618000	Community Secondary School, Nnokwa	175,000.00	175,000.00	-	-	0.0%	175,000.00
051702618100	Unity Sec. School Nnokwa	175,000.00	175,000.00	-	-	0.0%	175,000.00
051702618200	Girls' Secondary School, Oba	175,000.00	175,000.00	-	-	0.0%	175,000.00
051702618300	Merchant Of Light Sec Sch, Oba	175,000.00	175,000.00	-	-	0.0%	175,000.00
051702618400	Boy's Sec. School, Ojoto	175,000.00	175,000.00	-	-	0.0%	175,000.00
051702618500	Girls' Secondary School, Ojoto	175,000.00	175,000.00	-	-	0.0%	175,000.00
051702618600	Comm. Sec Schol, Awkuzu	175,000.00	175,000.00	-	-	0.0%	175,000.00
051702618700	Unity Sec. School, Awkuzu	175,000.00	175,000.00	-	-	0.0%	175,000.00
051702618800	Model Comprehensive SecondarySch.Nkwelle-Ezunaka	175,000.00	175,000.00	-	-	0.0%	175,000.00
051702618900	Community High School Nkwelle-Ezunaka	175,000.00	175,000.00	-	-	0.0%	175,000.00
051702619000	Boys High School, Nteje	175,000.00	175,000.00	-	-	0.0%	175,000.00

Code	Administrative Unit	2024 Original Budget	2024 Final Budget	2024 Q4 Performance	2024 Performance Year to Date (Q1-Q4)	% Performance Year to Date against 2024 Final Budget	Balance (against Final Budget)
051702619100	New Era Sec. School Nteje	175,000.00	175,000.00	-	-	0.0%	175,000.00
051702619200	Cave City Sec. Sch, Ogbunike	175,000.00	175,000.00	-	-	0.0%	175,000.00
051702619300	St Monica's College,Ogbunike	175,000.00	175,000.00	-	-	0.0%	175,000.00
051702619400	Progressive Sec. School,Umunya	175,000.00	175,000.00	-	-	0.0%	175,000.00
051702619500	Comm.Sec. School, Umunya	175,000.00	175,000.00	-	-	0.0%	175,000.00
051702619600	Women Edu. Centre, Awkuzu	175,000.00	175,000.00	-	-	0.0%	175,000.00
051702619700	Dennis Memo. Gram. Sch.Onitsha	175,000.00	175,000.00	-	-	0.0%	175,000.00
051702619800	Girl's Sec School, Onitsha	175,000.00	175,000.00	-	-	0.0%	175,000.00
051702619900	Queen Of Rosary Coll. Onitsha	175,000.00	175,000.00	-	-	0.0%	175,000.00
051702620000	Ado Girl's Sec. School, Onitsha	175,000.00	175,000.00	-	-	0.0%	175,000.00
051702620100	St Charles' Sec. School Onitsha	175,000.00	175,000.00	-	-	0.0%	175,000.00
051702620200	Eastern Academy Onitsha	175,000.00	175,000.00	-	-	0.0%	175,000.00
051702620300	New Era Girls' Sec School,Onitsha	175,000.00	175,000.00	-	-	0.0%	175,000.00
051702620400	Inland Girls' Sec. School, Onitsha	175,000.00	175,000.00	-	-	0.0%	175,000.00
051702620500	Washington Mem.Gram Sch,Onitsha	175,000.00	175,000.00	-	-	0.0%	175,000.00
051702620600	Comprehensive Sec School,Onitsha	175,000.00	175,000.00	-	-	0.0%	175,000.00
051702620700	Prince Memo. High Sch, Onitsha	175,000.00	175,000.00	-	-	0.0%	175,000.00
051702620800	Army Day Sec. School, Onitsha	175,000.00	175,000.00	-	-	0.0%	175,000.00
051702620900	Metropolitan College Onitsha	175,000.00	175,000.00	-	-	0.0%	175,000.00
051702621000	Govt Tech College Onitsha	175,000.00	175,000.00	-	-	0.0%	175,000.00
051702621100	Onitsha High School, Onitsha	175,000.00	175,000.00	-	-	0.0%	175,000.00
051702621200	Our Lady's High School, Onitsha	175,000.00	175,000.00	-	-	0.0%	175,000.00
051702621300	Christ The King College, Onitsha	175,000.00	175,000.00	-	-	0.0%	175,000.00
051702621400	Modebe Mem Sec. School, Onitsha	175,000.00	175,000.00	-	-	0.0%	175,000.00
051702621500	Metu Memo.Sec. School,Onitsha	175,000.00	175,000.00	-	-	0.0%	175,000.00
051702621600	Urban Girls' Sec. School,Onitsha	175,000.00	175,000.00	-	-	0.0%	175,000.00
051702621700	Urban Boys' Sec. School, Onitsha	175,000.00	175,000.00	-	-	0.0%	175,000.00
051702621800	Special Sch.For Deaf &Dumb,Onitsha	175,000.00	175,000.00	-	-	0.0%	175,000.00
051702621900	Ogbaru High School, Ogbakuba	175,000.00	175,000.00	-	-	0.0%	175,000.00
051702622000	Ideke Girls' Sec.School ,Ideke	175,000.00	175,000.00	-	-	0.0%	175,000.00
051702622100	Unity Comp.Girls' High Sch, Okpoko	175,000.00	175,000.00	-	-	0.0%	175,000.00
051702622200	Community Boys' Sec. Sch, Okpoko	175,000.00	175,000.00	-	-	0.0%	175,000.00
051702622300	Community Girls' Sec. Sch, Okpoko	175,000.00	175,000.00	-	-	0.0%	175,000.00
051702622400	Community Sec. School. Atani	175,000.00	175,000.00	-	-	0.0%	175,000.00
051702622500	Govt. Tec. College, Ossomala	175,000.00	175,000.00	-	-	0.0%	175,000.00
051702622600	Community Sec.Sch, Iyiowa-Odekpe	175,000.00	175,000.00	-	-	0.0%	175,000.00
051702622700	Josephine Oduah Mem. Sec. Sch, Akil-Ozizor	175,000.00	175,000.00	-	-	0.0%	175,000.00
051702622800	Community Sec. Sch, Ogwuaniocha	175,000.00	175,000.00	-	-	0.0%	175,000.00
051702622900	Anthony Obaze Mem.Sec Sch,Ochuchu	175,000.00	175,000.00	-	-	0.0%	175,000.00
051702623000	Fr. Joseph Mem. High Sch, Aguleri	175,000.00	175,000.00	-	-	0.0%	175,000.00
051702623100	Col. Mike Attah Sec. Sch, Aguleri	175,000.00	175,000.00	-	-	0.0%	175,000.00
051702623200	Justice Chinwuba Mem. Sec. Sch Aguleri	175,000.00	175,000.00	-	-	0.0%	175,000.00
051702623300	Comm. Sec. Sch. Umuoba-Anam	175,000.00	175,000.00	-	-	0.0%	175,000.00
051702623400	Govt. Tech College Umueri	175,000.00	175,000.00	-	-	0.0%	175,000.00
051702623500	Stella Maris College Umuleri (Ghs)	175,000.00	175,000.00	-	-	0.0%	175,000.00
051702623600	Comm. Sec. Sch. Ifite Umueri	175,000.00	175,000.00	-	-	0.0%	175,000.00
051702623700	Comm. Sec. Sch. Igbariam	175,000.00	175,000.00	-	-	0.0%	175,000.00
051702623800	Comm. Sec. Sch. Nando	175,000.00	175,000.00	-	-	0.0%	175,000.00
051702623900	Comm. High Sch. Nsugbe	175,000.00	175,000.00	-	-	0.0%	175,000.00
051702624000	Comm. Sec. Sch. Umueze-Anam	175,000.00	175,000.00	-	-	0.0%	175,000.00



Code	Administrative Unit	2024 Original Budget	2024 Final Budget	2024 Q4 Performance	2024 Performance Year to Date (Q1-Q4)	% Performance Year to Date against 2024 Final Budget	Balance (against Final Budget)
051702624100	Anam High Sch. Oroma-Etiti	175,000.00	175,000.00	-	-	0.0%	175,000.00
051702624200	Christ The King College Umuem-Anam	175,000.00	175,000.00	-	-	0.0%	175,000.00
051702624300	Comm. Sec. Sch. Ifite-Anam Mmiata	175,000.00	175,000.00	-	-	0.0%	175,000.00
051702624400	Comm. Comp. Sec. Sch. Nzam	175,000.00	175,000.00	-	-	0.0%	175,000.00
051702624500	Udama Comm. Sec. Sch, Inoma Akator	175,000.00	175,000.00	-	-	0.0%	175,000.00
051702624600	Community Secondary School Igbedor	175,000.00	175,000.00	-	-	0.0%	175,000.00
051702624700	Universal Sec. Sch. Omasi	175,000.00	175,000.00	-	-	0.0%	175,000.00
051702624800	Comm. Sec. Sch. Omor	175,000.00	175,000.00	-	-	0.0%	175,000.00
051702624900	Comm. Sec. Sch. Umumbo	175,000.00	175,000.00	-	-	0.0%	175,000.00
051702625000	Comm. Sec Sch. Igbakwu	175,000.00	175,000.00	-	-	0.0%	175,000.00
051702625100	Comm. Sec. Sch. Ifite-Ogwari	175,000.00	175,000.00	-	-	0.0%	175,000.00
051702625200	Riverside Sec. Sch. Umerum	175,000.00	175,000.00	-	-	0.0%	175,000.00
051702625300	Ogbe High Sch, Anaku	175,000.00	175,000.00	-	-	0.0%	175,000.00
051702625400	Amikwe Comm. Sec. Sch. Omor	175,000.00	175,000.00	-	-	0.0%	175,000.00
051702625500	Comm. Sec. Sch. Umueje	175,000.00	175,000.00	-	-	0.0%	175,000.00
051702625600	Comm. Sec. Sch. Ndiukwuenu	175,000.00	175,000.00	-	-	0.0%	175,000.00
051702625700	Basden Mem. Sec. Sch Isulo	175,000.00	175,000.00	-	-	0.0%	175,000.00
051702625800	Ebe Unity College Ebe	175,000.00	175,000.00	-	-	0.0%	175,000.00
051702625900	Willie Obiano Secondary Enugwu Aguleri	175,000.00	175,000.00	-	-	0.0%	175,000.00
051702626000	Owelle Secondary School Owelle	175,000.00	175,000.00	-	-	0.0%	175,000.00
051702626100	State Model Secondary School Iyiagu	175,000.00	175,000.00	-	-	0.0%	175,000.00
051702626200	Community Secondary School Ndiokpaleke	175,000.00	175,000.00	-	-	0.0%	175,000.00
051702626300	Community Secondary School Okpeze	175,000.00	175,000.00	-	-	0.0%	175,000.00
051702626400	Community Secondary School Ughenu	175,000.00	175,000.00	-	-	0.0%	175,000.00
051705100100	Post Primary School Service Commission PPSSC	10,968,419,116.50	10,968,419,117.00	3,762,165,035.31	9,261,508,267.94	84.4%	1,706,910,849.06
051705100200	Post Primary School Service CommissionZonal Office-Awka	525,000.00	525,000.00	-	-	0.0%	525,000.00
051705100300	Post Primary School Service CommissionZonal Office-Onitsha	525,000.00	525,000.00	-	-	0.0%	525,000.00
051705100400	Post Primary School Service CommissionZonal Office Nnewi	525,000.00	525,000.00	-	-	0.0%	525,000.00
051705100500	Post Primary School Service CommissionZonal Office-Aguata	525,000.00	525,000.00	-	-	0.0%	525,000.00
051705100600	Post Primary School Service CommissionZonal Office-Ogidi	525,000.00	525,000.00	-	-	0.0%	525,000.00
051705100700	Post Primary School Service CommissionZonal Office-Otuocha	525,000.00	525,000.00	-	-	0.0%	525,000.00
<b>052100000000</b>	<b>Ministry of Health</b>	<b>22,431,840,189.44</b>	<b>22,431,865,189.41</b>	<b>6,998,877,082.85</b>	<b>14,488,944,223.45</b>	<b>64.6%</b>	<b>7,942,920,965.96</b>
052100100100	Ministry of Health	16,749,778,062.01	16,734,558,062.00	6,582,551,732.39	11,818,346,791.88	70.6%	4,916,211,270.12
052100100200	Indigenous Medicine and Herbal Practice	286,823,614.00	286,823,613.50	9,330,618.13	9,331,128.77	3.3%	277,492,484.73
052100200100	Anambra State Health Insurance Agency	1,020,987,732.97	1,020,987,733.42	782,001,931.71	27,655,760.93	2.7%	993,331,972.49
052100300100	Anambra State Primary Health Care Agency	551,545,656.53	551,545,656.36	19,943,024.83	37,159,257.19	6.7%	514,386,399.17
052100300200	Aguata LGA Directorate, PHCA	525,000.00	525,000.00	176,000.00	518,000.00	98.7%	7,000.00
052100300300	Anambra East LGA Directorate, PHCA	525,000.00	525,000.00	176,000.00	518,000.00	98.7%	7,000.00
052100300400	Anambra West LGA Directorate, PHCA	525,000.00	525,000.00	176,000.00	518,000.00	98.7%	7,000.00
052100300500	Anaocha LGA Directorate, PHCA	525,000.00	525,000.00	176,000.00	518,000.00	98.7%	7,000.00
052100300600	Ayamelum LGA Directorate, PHCA	525,000.00	525,000.00	176,000.00	518,000.00	98.7%	7,000.00
052100300700	Awka South LGA Directorate, PHCA	525,000.00	525,000.00	176,000.00	518,000.00	98.7%	7,000.00
052100300800	Awka North LGA Directorate, PHCA	525,000.00	525,000.00	176,000.00	518,000.00	98.7%	7,000.00
052100300900	Dunukofia LGA Directorate, PHCA	525,000.00	525,000.00	176,000.00	518,000.00	98.7%	7,000.00
052100301000	Ekwusigo LGA Directorate, PHCA	525,000.00	525,000.00	176,000.00	518,000.00	98.7%	7,000.00
052100301100	Njikoka LGA Directorate, PHCA	525,000.00	525,000.00	176,000.00	518,000.00	98.7%	7,000.00
052100301200	Ihiala LGA Directorate, PHCA	525,000.00	525,000.00	176,000.00	518,000.00	98.7%	7,000.00
052100301300	Idemili North LGA Directorate, PHCA	525,000.00	525,000.00	176,000.00	518,000.00	98.7%	7,000.00
052100301400	Idemili South LGA Directorate, PHCA	525,000.00	525,000.00	176,000.00	518,000.00	98.7%	7,000.00
052100301500	Nnewi North LGA Directorate, PHCA	525,000.00	525,000.00	176,000.00	518,000.00	98.7%	7,000.00

Code	Administrative Unit	2024 Original Budget	2024 Final Budget	2024 Q4 Performance	2024 Performance Year to Date (Q1-Q4)	% Performance Year to Date against 2024 Final Budget	Balance (against Final Budget)
052100301600	Nnewi South LGA, Directorate, PHCA	525,000.00	525,000.00	183,000.00	525,000.00	100.0%	-
052100301700	Ogbaru LGA Directorate, PHCA	525,000.00	525,000.00	183,000.00	525,000.00	100.0%	-
052100301800	Onitsha North LGA Directorate, PHCA	525,000.00	525,000.00	182,000.00	524,000.00	99.8%	1,000.00
052100301900	Onitsha South LGA Directorate, PHCA	525,000.00	525,000.00	182,000.00	524,000.00	99.8%	1,000.00
052100302000	Orumba North LGA Directorate, PHCA	525,000.00	525,000.00	182,000.00	524,000.00	99.8%	1,000.00
052100302100	Orumba South LGA Directorate, PHCA	525,000.00	525,000.00	182,000.00	524,000.00	99.8%	1,000.00
052100302200	Oyi LGA Directorate, PHCA	525,000.00	525,000.00	244,000.00	512,000.00	97.5%	13,000.00
052100302300	Achala Umuchu Health Post	140,000.00	140,000.00	140,000.00	140,000.00	100.0%	-
052100302400	Achina Comprehensive Health Centre	140,000.00	140,000.00	140,000.00	140,000.00	100.0%	-
052100302500	Aguata Primary Health Centre	140,000.00	140,000.00	123,000.00	123,000.00	87.9%	17,000.00
052100302600	Agulu Ezechukwu Primary Health Centre	140,000.00	140,000.00	140,000.00	140,000.00	100.0%	-
052100302700	Aguluezechukwu Health Post	140,000.00	140,000.00	140,000.00	140,000.00	100.0%	-
052100302800	Akpo Primary Health Centre	140,000.00	140,000.00	140,000.00	140,000.00	100.0%	-
052100302900	Aku Ezinifite Primary Health Centre	140,000.00	140,000.00	100,000.00	100,000.00	71.4%	40,000.00
052100303000	Amesi Primary Health Centre	140,000.00	140,000.00	100,000.00	100,000.00	71.4%	40,000.00
052100303100	Amihie Umuchu Primary Health Centre	140,000.00	140,000.00	140,000.00	140,000.00	100.0%	-
052100303200	Awalasi Uga Health Post	140,000.00	140,000.00	140,000.00	140,000.00	100.0%	-
052100303300	Awalasi Uga Model Primary Health Centre	140,000.00	140,000.00	140,000.00	140,000.00	100.0%	-
052100303400	Chukwuemeka Odumegwu Ojukwu Teaching Hospital center	688,381,000.00	688,381,000.00	140,000.00	140,000.00	0.0%	688,241,000.00
052100303500	Ebele Achina Primary Health Centre	140,000.00	140,000.00	140,000.00	140,000.00	100.0%	-
052100303600	Ekwulobia General Hospital	140,000.00	140,000.00	140,000.00	140,000.00	100.0%	-
052100303700	Ekwusigo Isuofia Health Centre	140,000.00	140,000.00	140,000.00	140,000.00	100.0%	-
052100303800	Ezinifite Health Post	140,000.00	140,000.00	93,000.00	93,000.00	66.4%	47,000.00
052100303900	Ezioka Isuofia Health Post	140,000.00	140,000.00	140,000.00	140,000.00	100.0%	-
052100304000	Ifite Ezinifite Primary Health Centre	140,000.00	140,000.00	140,000.00	140,000.00	100.0%	-
052100304100	Ifite Igboekwu Primary Health Centre	140,000.00	140,000.00	100,000.00	100,000.00	71.4%	40,000.00
052100304200	Ihuekiri Health Post	140,000.00	140,000.00	120,000.00	120,000.00	85.7%	20,000.00
052100304300	Ikenga Primary Health Centre	140,000.00	140,000.00	100,000.00	100,000.00	71.4%	40,000.00
052100304400	Isiaku Isuofia Health Post	140,000.00	140,000.00	100,000.00	100,000.00	71.4%	40,000.00
052100304500	Ngo Igboekwu Primary Health Centre	140,000.00	140,000.00	-	-	0.0%	140,000.00
052100304600	Nkpologwu Health Post	140,000.00	140,000.00	-	-	0.0%	140,000.00
052100304700	Nkpologwu Model Primary Health Centre	140,000.00	140,000.00	-	-	0.0%	140,000.00
052100304800	Nkwo Uga Primary Health Centre first	140,000.00	140,000.00	-	-	0.0%	140,000.00
052100304900	Nkwo Uga Primary Health Centre	140,000.00	140,000.00	-	-	0.0%	140,000.00
052100305000	Obinikpa Health Post	140,000.00	140,000.00	-	-	0.0%	140,000.00
052100305100	Obiofia -Aguluezechukwu Primary HealthCenter	140,000.00	140,000.00	-	-	0.0%	140,000.00
052100305200	Obiuno Primary Health Centre Igboekwu.	140,000.00	140,000.00	140,000.00	140,000.00	100.0%	-
052100305300	Oka Uga Health Post	140,000.00	140,000.00	140,000.00	140,000.00	100.0%	-
052100305400	Ora-eri Primary Health Centre	140,000.00	140,000.00	140,000.00	140,000.00	100.0%	-
052100305500	Oye Achina Primary Health Centre	140,000.00	140,000.00	100,000.00	100,000.00	71.4%	40,000.00
052100305600	Ozala Akukwa Primary Health Centre	140,000.00	140,000.00	140,000.00	140,000.00	100.0%	-
052100305700	Ozala Isuofia Primary Health Centre	140,000.00	140,000.00	140,000.00	140,000.00	100.0%	-
052100305800	Ugwuakwu Umuchu Primary Health Centre	140,000.00	140,000.00	140,000.00	140,000.00	100.0%	-
052100305900	Ula Ekwulobia Health Post	140,000.00	140,000.00	-	-	0.0%	140,000.00
052100306000	Ula Ekwulobia Primary Health Centre	140,000.00	140,000.00	-	-	0.0%	140,000.00
052100306100	Umoru Uga Health Post	140,000.00	140,000.00	100,000.00	100,000.00	71.4%	40,000.00
052100306200	Umuchu General Hospital	140,000.00	140,000.00	140,000.00	140,000.00	100.0%	-
052100306300	Umueze Isuofia Primary Health Centre	140,000.00	140,000.00	140,000.00	140,000.00	100.0%	-
052100306400	Umueze Uga Health Post	140,000.00	140,000.00	-	-	0.0%	140,000.00
052100306500	Umuona Primary Health Centre	140,000.00	140,000.00	80,000.00	80,000.00	57.1%	60,000.00

Code	Administrative Unit	2024 Original Budget	2024 Final Budget	2024 Q4 Performance	2024 Performance Year to Date (Q1-Q4)	% Performance Year to Date against 2024 Final Budget	Balance (against Final Budget)
052100306600	Umuoru Uga Model Primary Health Centre	140,000.00	140,000.00	-	-	0.0%	140,000.00
052100306700	Abata Nsugbe Primary Health Centre	140,000.00	140,000.00	130,000.00	130,000.00	92.9%	10,000.00
052100306800	Abubeagu Primary Health Centre	140,000.00	140,000.00	130,000.00	130,000.00	92.9%	10,000.00
052100306900	Akamanator Health Centre	140,000.00	140,000.00	62,500.00	62,500.00	44.6%	77,500.00
052100307000	Enugu Otu Primary Health Centre	140,000.00	140,000.00	-	-	0.0%	140,000.00
052100307100	Enugu-Aguleri Primary Health Centre	140,000.00	140,000.00	-	-	0.0%	140,000.00
052100307200	Enugwu Otu Model Primary Health Center	140,000.00	140,000.00	130,000.00	130,000.00	92.9%	10,000.00
052100307300	Eziaguluotu Primary Health Centre	140,000.00	140,000.00	130,000.00	130,000.00	92.9%	10,000.00
052100307400	Ifite Aguleri Primary Health Centre	140,000.00	140,000.00	-	-	0.0%	140,000.00
052100307500	Igbariam Farm Primary Health Centre	140,000.00	140,000.00	95,000.00	95,000.00	67.9%	45,000.00
052100307600	Igbariam New Primary Health Centre	140,000.00	140,000.00	-	-	0.0%	140,000.00
052100307700	Igbariam Old Primary Health Centre	140,000.00	140,000.00	-	-	0.0%	140,000.00
052100307800	Ikem Nando Primary Health Centre	140,000.00	140,000.00	-	-	0.0%	140,000.00
052100307900	Iruozobia Primary Health Centre	140,000.00	140,000.00	-	-	0.0%	140,000.00
052100308000	Isinyi Primary Health Centre	140,000.00	140,000.00	-	-	0.0%	140,000.00
052100308100	Mgbede Health Post	140,000.00	140,000.00	-	-	0.0%	140,000.00
052100308200	Nneyi Primary Health Centre	140,000.00	140,000.00	-	-	0.0%	140,000.00
052100308300	Nsugbe Model Primary Health Centre	140,000.00	140,000.00	-	-	0.0%	140,000.00
052100308400	Nwafor Orizu College of Education MedicalCentre	140,000.00	140,000.00	-	-	0.0%	140,000.00
052100308500	Obineetiti Primary Health Centre	140,000.00	140,000.00	-	-	0.0%	140,000.00
052100308700	Otuocha Local Government Clinic	140,000.00	140,000.00	-	-	0.0%	140,000.00
052100308800	Otuocha Maternal and Child Health Clinic	140,000.00	140,000.00	140,000.00	140,000.00	100.0%	-
052100308900	Otuocha Primary Health Centre	140,000.00	140,000.00	-	-	0.0%	140,000.00
052100309000	Primary Health Centre Nsugbe	140,000.00	140,000.00	140,000.00	140,000.00	100.0%	-
052100309100	Ubaruniswoye Primary Health Centre	140,000.00	140,000.00	-	-	0.0%	140,000.00
052100309200	Umueri General Hospital	140,000.00	140,000.00	140,000.00	140,000.00	100.0%	-
052100309300	Umundeze Health Post	140,000.00	140,000.00	-	-	0.0%	140,000.00
052100309400	Umuoba Anam Primary Health Centre	140,000.00	140,000.00	120,000.00	120,000.00	85.7%	20,000.00
052100309500	Abaegbu Primary Health Centre	140,000.00	140,000.00	-	-	0.0%	140,000.00
052100309600	Allah Health Centre	140,000.00	140,000.00	-	-	0.0%	140,000.00
052100309700	Igbedor Primary Health Centre	140,000.00	140,000.00	110,000.00	110,000.00	78.6%	30,000.00
052100309800	Igbokenyi Primary Health Centre	140,000.00	140,000.00	-	-	0.0%	140,000.00
052100309900	Inoma Primary Health Centre	140,000.00	140,000.00	-	-	0.0%	140,000.00
052100310000	Iyiola Primary Health Centre	140,000.00	140,000.00	-	-	0.0%	140,000.00
052100310100	Nkwoji Health Post	140,000.00	140,000.00	-	-	0.0%	140,000.00
052100310200	NZAM Model Primary Health Centre	140,000.00	140,000.00	-	-	0.0%	140,000.00
052100310300	Obodootu Primary Health Centre	140,000.00	140,000.00	-	-	0.0%	140,000.00
052100310400	Odeh Primary Health Centre	140,000.00	140,000.00	-	-	0.0%	140,000.00
052100310600	Onono Primary Health Centre	140,000.00	140,000.00	-	-	0.0%	140,000.00
052100310700	Oroma Etiti Primary Health Center	140,000.00	140,000.00	-	-	0.0%	140,000.00
052100310800	Oroma-Etiti Referral Health Centre	140,000.00	140,000.00	-	-	0.0%	140,000.00
052100310900	Umudeze Primary Health Centre	140,000.00	140,000.00	-	-	0.0%	140,000.00
052100311000	Umudora Primary Health Centre	140,000.00	140,000.00	-	-	0.0%	140,000.00
052100311100	Umuem Primary Health Centre	140,000.00	140,000.00	-	-	0.0%	140,000.00
052100311200	Umueze-Anam Health Centre1	140,000.00	140,000.00	-	-	0.0%	140,000.00
052100311300	Umuezeanam 2 Primary Health Centre	140,000.00	140,000.00	-	-	0.0%	140,000.00
052100311400	Umuikwu Primary Health Centre	140,000.00	140,000.00	-	-	0.0%	140,000.00
052100311500	Umuoba-Anam Comprehensive HealthCentre	140,000.00	140,000.00	-	-	0.0%	140,000.00
052100311600	Umuonuora Primary Health Centre	140,000.00	140,000.00	-	-	0.0%	140,000.00
052100311700	Adazi Ani 1 Primary Health Centre	140,000.00	140,000.00	-	-	0.0%	140,000.00

Code	Administrative Unit	2024 Original Budget	2024 Final Budget	2024 Q4 Performance	2024 Performance Year to Date (Q1-Q4)	% Performance Year to Date against 2024 Final Budget	Balance (against Final Budget)
052100311800	Adazi Enu 1 Primary Health Centre	140,000.00	140,000.00	-	-	0.0%	140,000.00
052100311900	Adazi-Nnukwu Community ReproductiveReferral Health Centre	140,000.00	140,000.00	-	-	0.0%	140,000.00
052100312000	Adazinnukwu Health Post	140,000.00	140,000.00	-	-	0.0%	140,000.00
052100312100	Agulu General Hospital	140,000.00	140,000.00	-	-	0.0%	140,000.00
052100312200	Aguluizugbo General Hospital	140,000.00	140,000.00	-	-	0.0%	140,000.00
052100312300	Aguluzigbo Primary Health Centre	140,000.00	140,000.00	-	-	0.0%	140,000.00
052100312400	Akwankwo Primary Health Centre	140,000.00	140,000.00	-	-	0.0%	140,000.00
052100312500	Amatutu Model Primary Health Centre	140,000.00	140,000.00	30,000.00	30,000.00	21.4%	110,000.00
052100312600	Amorji Agulu health post	140,000.00	140,000.00	-	-	0.0%	140,000.00
052100312700	Community Reproductive Referral HealthCentre Akwaeze	140,000.00	140,000.00	-	-	0.0%	140,000.00
052100312800	Enugwu Adazi Health Post	140,000.00	140,000.00	-	-	0.0%	140,000.00
052100312900	Ichida 11 Primary Health Centre	140,000.00	140,000.00	-	-	0.0%	140,000.00
052100313000	Ifite Ani Health Post Agulu	140,000.00	140,000.00	-	-	0.0%	140,000.00
052100313100	ifite ani primary heath centre	140,000.00	140,000.00	-	-	0.0%	140,000.00
052100313200	Nkitaku Primary Health Centre	140,000.00	140,000.00	-	-	0.0%	140,000.00
052100313300	Nnamdi Azikiwe University Teaching Hospitalneni	140,000.00	140,000.00	-	-	0.0%	140,000.00
052100313400	Nneni Community Reproductive ReferralHealth Centre	140,000.00	140,000.00	-	-	0.0%	140,000.00
052100313500	Nneogidi Primary Health Centre	140,000.00	140,000.00	140,000.00	140,000.00	100.0%	-
052100313600	Nneoha Primary Health Centre	140,000.00	140,000.00	140,000.00	140,000.00	100.0%	-
052100313700	Nri 1 Primary Health Centre	140,000.00	140,000.00	50,000.00	50,000.00	35.7%	90,000.00
052100313800	Nri 2 Primary Health Centre	140,000.00	140,000.00	-	-	0.0%	140,000.00
052100313900	Nri General Hospital	140,000.00	840,000.00	700,000.00	840,000.00	100.0%	-
052100314000	Obeagu Primary Health Centre	140,000.00	40,000.00	-	-	0.0%	40,000.00
052100314100	OBELEDU HEALTH POST	140,000.00	40,000.00	-	-	0.0%	40,000.00
052100314200	Obeledu Primary Health Centre	140,000.00	40,000.00	-	-	0.0%	40,000.00
052100314300	Ogwenioji Primary Health Centre	140,000.00	40,000.00	-	-	0.0%	40,000.00
052100314400	Primary Health Centre Adazi Ani 2	140,000.00	40,000.00	-	-	0.0%	40,000.00
052100314500	Ubulu Ichida Primary Health Centre	140,000.00	40,000.00	-	-	0.0%	40,000.00
052100314600	Ukunu Primary Health Centre	140,000.00	40,000.00	-	-	0.0%	40,000.00
052100314700	Umuabani Primary Health Centre	140,000.00	140,000.00	-	-	0.0%	140,000.00
052100314800	Umubialla Primary Heath post Agulu	140,000.00	140,000.00	-	-	0.0%	140,000.00
052100314900	Umunri Primary Health Centre	140,000.00	140,000.00	-	-	0.0%	140,000.00
052100315000	Umuowelle Primary Health Centre	140,000.00	140,000.00	-	-	0.0%	140,000.00
052100315100	Achalla Health Post	140,000.00	140,000.00	-	-	0.0%	140,000.00
052100315200	Achalla LGA Health Post	140,000.00	140,000.00	-	-	0.0%	140,000.00
052100315300	Achalla Maternal and Child Health CareCentre	140,000.00	140,000.00	-	-	0.0%	140,000.00
052100315400	Achalla Primary Health Centre	140,000.00	140,000.00	-	-	0.0%	140,000.00
052100315500	Amansea Health Post	140,000.00	140,000.00	-	-	0.0%	140,000.00
052100315600	Amanuke General Hospital	140,000.00	140,000.00	-	-	0.0%	140,000.00
052100315700	Amanuke Health Post	140,000.00	140,000.00	-	-	0.0%	140,000.00
052100315800	Amanuke Primary Health Centre	140,000.00	140,000.00	-	-	0.0%	140,000.00
052100315900	Awba Ofemmili Health Post	140,000.00	140,000.00	-	-	0.0%	140,000.00
052100316000	Awba Ofemmili Primary Health Centre	140,000.00	140,000.00	-	-	0.0%	140,000.00
052100316100	Isuaniocha Health Post	140,000.00	140,000.00	-	-	0.0%	140,000.00
052100316200	Isuaniocha Primary Health Centre	140,000.00	140,000.00	-	-	0.0%	140,000.00
052100316300	Mgbakwu General Hospital	140,000.00	140,000.00	-	-	0.0%	140,000.00
052100316400	Mgbakwu Health Post	140,000.00	140,000.00	-	-	0.0%	140,000.00
052100316500	Mgbakwu Primary Health Centre	140,000.00	140,000.00	-	-	0.0%	140,000.00
052100316600	Obuno Ebenebe Health Post	140,000.00	140,000.00	-	-	0.0%	140,000.00
052100316700	Ofuobi Ebenebe Primary Health Centre	140,000.00	140,000.00	-	-	0.0%	140,000.00

Code	Administrative Unit	2024 Original Budget	2024 Final Budget	2024 Q4 Performance	2024 Performance Year to Date (Q1-Q4)	% Performance Year to Date against 2024 Final Budget	Balance (against Final Budget)
052100316800	Okukwa Amansea Primary Health Centre	140,000.00	140,000.00	-	-	0.0%	140,000.00
052100316900	Orebe Primary Health Centre	140,000.00	140,000.00	-	-	0.0%	140,000.00
052100317000	Ugbene Primary Health Centre	140,000.00	140,000.00	-	-	0.0%	140,000.00
052100317100	Ugbenu Health Post	140,000.00	140,000.00	-	-	0.0%	140,000.00
052100317200	Ugbenu Primary Health Centre	140,000.00	140,000.00	-	-	0.0%	140,000.00
052100317300	Umuji Health Post	140,000.00	140,000.00	-	-	0.0%	140,000.00
052100317400	Umuogbuefi Primary Health Center	140,000.00	140,000.00	-	-	0.0%	140,000.00
052100317500	Urum Health Post	140,000.00	140,000.00	-	-	0.0%	140,000.00
052100317600	Urum Primary Health Centre	140,000.00	140,000.00	-	-	0.0%	140,000.00
052100317700	Agulu Health Post	140,000.00	140,000.00	-	-	0.0%	140,000.00
052100317900	Amawbia Maternal And Child Health Clinic	140,000.00	140,000.00	-	-	0.0%	140,000.00
052100318000	Amawbia Prison Clinic	140,000.00	140,000.00	-	-	0.0%	140,000.00
052100318100	Amikwo Health Post	140,000.00	140,000.00	-	-	0.0%	140,000.00
052100318200	ChukwuemekaOdumegwu OjukwuUniversity Teaching Hosp. Amaku	140,000.00	140,000.00	-	-	0.0%	140,000.00
052100318300	Ezeoye Health Post	140,000.00	140,000.00	-	-	0.0%	140,000.00
052100318400	Ezinator Health Post	140,000.00	140,000.00	-	-	0.0%	140,000.00
052100318500	Eziokpalaigwe Amawbia Health Post	140,000.00	140,000.00	-	-	0.0%	140,000.00
052100318600	Eziroye/Ezeawulu Primary Health Centre	140,000.00	140,000.00	-	-	0.0%	140,000.00
052100318700	Isiagu Primary Health Centre	140,000.00	140,000.00	-	-	0.0%	140,000.00
052100318800	Isiakpu Health Post	140,000.00	140,000.00	-	-	0.0%	140,000.00
052100318900	Mbaukwu General Hospital	140,000.00	140,000.00	-	-	0.0%	140,000.00
052100319000	Mopol Base Health Post	140,000.00	140,000.00	-	-	0.0%	140,000.00
052100319100	Namkpu Health Post	140,000.00	140,000.00	-	-	0.0%	140,000.00
052100319200	Ngodo Nise Health Post	140,000.00	140,000.00	-	-	0.0%	140,000.00
052100319300	Nibo Basic Health Centre	140,000.00	140,000.00	-	-	0.0%	140,000.00
052100319400	Nibo Primary Health Centre	140,000.00	140,000.00	-	-	0.0%	140,000.00
052100319500	Nise Primary Health Centre	140,000.00	140,000.00	-	-	0.0%	140,000.00
052100319600	Nkwelle Awka Health Post	140,000.00	140,000.00	-	-	0.0%	140,000.00
052100319700	Obeagu Arah Health Post	140,000.00	140,000.00	-	-	0.0%	140,000.00
052100319900	Ovollo Mbaukwu Health Post	140,000.00	140,000.00	-	-	0.0%	140,000.00
052100320000	Primary Health Centre Umuokpu	140,000.00	140,000.00	-	-	0.0%	140,000.00
052100320100	Umuawulu Primary Health Centre	140,000.00	140,000.00	-	-	0.0%	140,000.00
052100320400	Umueze Amawbia Health Post	140,000.00	140,000.00	-	-	0.0%	140,000.00
052100320500	Umuogbunu Health Post	140,000.00	140,000.00	-	-	0.0%	140,000.00
052100320600	Umuzocha Health Post	140,000.00	140,000.00	-	-	0.0%	140,000.00
052100320700	Akanator Primary Health Centre	140,000.00	140,000.00	-	-	0.0%	140,000.00
052100320800	Amaisudala Primary Health Centre	140,000.00	140,000.00	-	-	0.0%	140,000.00
052100320900	Amikwe Primary Health Centre	140,000.00	140,000.00	-	-	0.0%	140,000.00
052100321000	Anaku Model Primary Health Centre	140,000.00	140,000.00	-	-	0.0%	140,000.00
052100321100	Anaku Primary Health Centre	140,000.00	140,000.00	-	-	0.0%	140,000.00
052100321200	Ezi Umumbo Primary Health Centre	140,000.00	140,000.00	-	-	0.0%	140,000.00
052100321300	Federal Health Centre Anaku	140,000.00	140,000.00	-	-	0.0%	140,000.00
052100321500	Igbakwu Primary Health Centre	140,000.00	140,000.00	-	-	0.0%	140,000.00
052100321600	Obunezi Primary Health Centre	140,000.00	140,000.00	-	-	0.0%	140,000.00
052100321700	Omasiagu Primary Health Centre	140,000.00	140,000.00	-	-	0.0%	140,000.00
052100321800	Omasiuno Primary Health Centre	140,000.00	140,000.00	-	-	0.0%	140,000.00
052100321900	Omor Primary Health Centre	140,000.00	140,000.00	-	-	0.0%	140,000.00
052100322000	Orenja Health Post	140,000.00	140,000.00	-	-	0.0%	140,000.00
052100322100	Ukpambaka Primary Health Centre	140,000.00	140,000.00	-	-	0.0%	140,000.00
052100322200	Umerum Model Primary Health Centre	140,000.00	140,000.00	-	-	0.0%	140,000.00

Code	Administrative Unit	2024 Original Budget	2024 Final Budget	2024 Q4 Performance	2024 Performance Year to Date (Q1-Q4)	% Performance Year to Date against 2024 Final Budget	Balance (against Final Budget)
052100322300	Umerum Primary Health Centre	140,000.00	140,000.00	-	-	0.0%	140,000.00
052100322400	Umuawah Health Post	140,000.00	140,000.00	-	-	0.0%	140,000.00
052100322500	Umudim Primary Health Centre	140,000.00	140,000.00	-	-	0.0%	140,000.00
052100322600	Umueje Primary Health Centre	140,000.00	140,000.00	-	-	0.0%	140,000.00
052100322700	Umuria Primary Health Centre	140,000.00	140,000.00	-	-	0.0%	140,000.00
052100322800	Adagbe Health Post	140,000.00	140,000.00	-	-	0.0%	140,000.00
052100322900	Akezi Health Post	140,000.00	140,000.00	-	-	0.0%	140,000.00
052100323000	Akpom Health Post	140,000.00	140,000.00	-	-	0.0%	140,000.00
052100323100	Akpu 1 Health Post	140,000.00	140,000.00	-	-	0.0%	140,000.00
052100323200	Akpu 2 Health Post	140,000.00	140,000.00	-	-	0.0%	140,000.00
052100323400	Ifitedun General Hospital	140,000.00	140,000.00	-	-	0.0%	140,000.00
052100323500	Igbuala Health Post	140,000.00	140,000.00	-	-	0.0%	140,000.00
052100323600	Iruagu Health Post	140,000.00	140,000.00	-	-	0.0%	140,000.00
052100323700	Iruazom Health Post	140,000.00	140,000.00	-	-	0.0%	140,000.00
052100323800	Iruzu Ukpo Primary Health Centre	140,000.00	140,000.00	-	-	0.0%	140,000.00
052100323900	Isiekwulu Primary Health Centre	140,000.00	140,000.00	-	-	0.0%	140,000.00
052100324000	LGA Health Clinic	140,000.00	140,000.00	-	-	0.0%	140,000.00
052100324100	Nagbana Health Post	140,000.00	140,000.00	-	-	0.0%	140,000.00
052100324200	Nawgu General Hospital	140,000.00	140,000.00	-	-	0.0%	140,000.00
052100324300	Nawgu Health Post	140,000.00	140,000.00	-	-	0.0%	140,000.00
052100324400	Nawgu Primary Health Centre	140,000.00	140,000.00	-	-	0.0%	140,000.00
052100324700	Obieze Health Post	140,000.00	140,000.00	-	-	0.0%	140,000.00
052100324800	Ozzuh Primary Health Centre	140,000.00	140,000.00	-	-	0.0%	140,000.00
052100324900	Ukpomili Health Center	140,000.00	140,000.00	-	-	0.0%	140,000.00
052100325000	Ukwulu Health Post	140,000.00	140,000.00	-	-	0.0%	140,000.00
052100325100	Ukwulu Primary Health Centre	140,000.00	140,000.00	-	-	0.0%	140,000.00
052100325200	Umuanugo Primary Health Centre	140,000.00	140,000.00	-	-	0.0%	140,000.00
052100325300	Umudioka Primary Health Centre	140,000.00	140,000.00	-	-	0.0%	140,000.00
052100325400	Umueze Health Post	140,000.00	140,000.00	-	-	0.0%	140,000.00
052100325500	Abito Ezike Primary Health Centre	140,000.00	140,000.00	-	-	0.0%	140,000.00
052100325600	Afor Ilo Primary Health Centre	140,000.00	140,000.00	-	-	0.0%	140,000.00
052100325700	Akwa Primary Health Centre	140,000.00	140,000.00	-	-	0.0%	140,000.00
052100325800	Amakwa Health Post	140,000.00	140,000.00	-	-	0.0%	140,000.00
052100325900	Amakwa Infant Welfare	140,000.00	140,000.00	-	-	0.0%	140,000.00
052100326000	Amakwa Primary Health Centre	140,000.00	140,000.00	-	-	0.0%	140,000.00
052100326100	Awor Primary Health Centre	140,000.00	140,000.00	-	-	0.0%	140,000.00
052100326200	Egbema Primary Health Centre	140,000.00	140,000.00	-	-	0.0%	140,000.00
052100326300	Ezerinne Primary Health Centre	140,000.00	140,000.00	-	-	0.0%	140,000.00
052100326400	Eziamakwa Health Post	140,000.00	140,000.00	-	-	0.0%	140,000.00
052100326500	Eziora Primary Health Centre	140,000.00	140,000.00	-	-	0.0%	140,000.00
052100326600	Ezumeri Primary Health Centre	140,000.00	140,000.00	-	-	0.0%	140,000.00
052100326700	Ibolo Primary Health Centre	140,000.00	140,000.00	-	-	0.0%	140,000.00
052100326800	Ichi General Hospital	140,000.00	140,000.00	-	-	0.0%	140,000.00
052100326900	Ichi Primary Health Centre	140,000.00	140,000.00	-	-	0.0%	140,000.00
052100327000	Ichi Referral Health Centre	140,000.00	140,000.00	-	-	0.0%	140,000.00
052100327100	Ifite Primary Health Centre	140,000.00	140,000.00	-	-	0.0%	140,000.00
052100327200	Ihembosi Model Health Centre	140,000.00	140,000.00	-	-	0.0%	140,000.00
052100327300	Ihembosi Referral Health Centre	140,000.00	140,000.00	-	-	0.0%	140,000.00
052100327400	Irefi Primary Health Centre	140,000.00	140,000.00	-	-	0.0%	140,000.00
052100327500	Isingwu Primary Health Centre	140,000.00	140,000.00	-	-	0.0%	140,000.00

Code	Administrative Unit	2024 Original Budget	2024 Final Budget	2024 Q4 Performance	2024 Performance Year to Date (Q1-Q4)	% Performance Year to Date against 2024 Final Budget	Balance (against Final Budget)
052100327600	Maternal and Child Health Centre Ozubulu	140,000.00	140,000.00	-	-	0.0%	140,000.00
052100327700	Nza Primary Health Centre	140,000.00	140,000.00	-	-	0.0%	140,000.00
052100327800	Ofufe Nza Health Post	140,000.00	140,000.00	-	-	0.0%	140,000.00
052100327900	Ogbe Ezumeri Health Post	140,000.00	140,000.00	-	-	0.0%	140,000.00
052100328000	Oraifite General Hospital	140,000.00	140,000.00	-	-	0.0%	140,000.00
052100328100	Orifite Referral Health Centre	140,000.00	140,000.00	-	-	0.0%	140,000.00
052100328200	Ozubulu Referral Health Center	140,000.00	140,000.00	-	-	0.0%	140,000.00
052100328300	Ubahu Primary Health Centre	140,000.00	140,000.00	-	-	0.0%	140,000.00
052100328400	Umuezekwe Health Post	140,000.00	140,000.00	-	-	0.0%	140,000.00
052100328500	Umuezeopi Primary Health Centre	140,000.00	140,000.00	-	-	0.0%	140,000.00
052100328600	Umunakwa Primary Health Centre	140,000.00	140,000.00	-	-	0.0%	140,000.00
052100328700	Umunjiokwu Health Post	140,000.00	140,000.00	-	-	0.0%	140,000.00
052100328800	Umuonyiagwu Primary Health Centre	140,000.00	140,000.00	-	-	0.0%	140,000.00
052100328900	Urudunu Primary Health Centre	140,000.00	140,000.00	-	-	0.0%	140,000.00
052100329000	Uruze Health Post	140,000.00	140,000.00	-	-	0.0%	140,000.00
052100329100	Uruzei Ozubulu Primary Health Centre	140,000.00	140,000.00	-	-	0.0%	140,000.00
052100329200	Urumabiam Health Post	140,000.00	140,000.00	-	-	0.0%	140,000.00
052100329300	Abacha Primary Health Centre	140,000.00	140,000.00	-	-	0.0%	140,000.00
052100329400	Abidi Health Post	140,000.00	140,000.00	-	-	0.0%	140,000.00
052100329500	Abor Health Post	140,000.00	140,000.00	-	-	0.0%	140,000.00
052100329600	Achallagu Health Post	140,000.00	140,000.00	-	-	0.0%	140,000.00
052100329700	Agbaja Health Post	140,000.00	140,000.00	-	-	0.0%	140,000.00
052100329800	Akuora Health Post	140,000.00	140,000.00	-	-	0.0%	140,000.00
052100329900	Akuzo Health Post Nkpor	140,000.00	140,000.00	-	-	0.0%	140,000.00
052100330000	Awada Primary Health Centre	140,000.00	140,000.00	-	-	0.0%	140,000.00
052100330100	Bishop Nkemena Health Post	140,000.00	140,000.00	-	-	0.0%	140,000.00
052100330200	Eke Umuoji Health Post	140,000.00	140,000.00	-	-	0.0%	140,000.00
052100330300	Enekwasumpu Health Post	140,000.00	140,000.00	-	-	0.0%	140,000.00
052100330400	Eziowelle Primary Health Centre	140,000.00	140,000.00	-	-	0.0%	140,000.00
052100330500	Holy Trinity Health Post	140,000.00	140,000.00	-	-	0.0%	140,000.00
052100330600	Ibolo Health Post	140,000.00	140,000.00	-	-	0.0%	140,000.00
052100330700	Ideani Primary Health Centre	140,000.00	140,000.00	-	-	0.0%	140,000.00
052100330900	Ndiagu Health Post	140,000.00	140,000.00	-	-	0.0%	140,000.00
052100331000	Nkpor Uno Health Post	140,000.00	140,000.00	-	-	0.0%	140,000.00
052100331100	Nkpor Uno Model Primary Health Centre	140,000.00	140,000.00	-	-	0.0%	140,000.00
052100331200	Nkwo Obosi Health Post	140,000.00	140,000.00	-	-	0.0%	140,000.00
052100331300	Nsukwu Primary Health Centre	140,000.00	140,000.00	-	-	0.0%	140,000.00
052100331400	Obosi Model Primary Health Centre	140,000.00	140,000.00	-	-	0.0%	140,000.00
052100331500	Odida Ogidi Health Post	140,000.00	140,000.00	-	-	0.0%	140,000.00
052100331600	Odida Primary Health Centre	140,000.00	140,000.00	-	-	0.0%	140,000.00
052100331700	Oduke Obosi Health Post	140,000.00	140,000.00	-	-	0.0%	140,000.00
052100331800	Odume Health Post Obosi	140,000.00	140,000.00	-	-	0.0%	140,000.00
052100331900	Ogbu Primary Health Centre	140,000.00	140,000.00	-	-	0.0%	140,000.00
052100332000	Ogidi Ani Health Post	140,000.00	140,000.00	-	-	0.0%	140,000.00
052100332100	Ogidi General Hospital Ogidi	140,000.00	140,000.00	-	-	0.0%	140,000.00
052100332200	Ogidi Maternal and Child Health Clinic	140,000.00	140,000.00	-	-	0.0%	140,000.00
052100332300	Ogidi Uru Primary Health Centre	140,000.00	140,000.00	-	-	0.0%	140,000.00
052100332400	Oraukwu Primary Health Centre	140,000.00	140,000.00	-	-	0.0%	140,000.00
052100332500	Owelleaja Health Post	140,000.00	140,000.00	-	-	0.0%	140,000.00
052100332600	Resurrection Health Post	140,000.00	140,000.00	-	-	0.0%	140,000.00

Code	Administrative Unit	2024 Original Budget	2024 Final Budget	2024 Q4 Performance	2024 Performance Year to Date (Q1-Q4)	% Performance Year to Date against 2024 Final Budget	Balance (against Final Budget)
052100332700	St Edmond Health Post	140,000.00	140,000.00	-	-	0.0%	140,000.00
052100332800	St James Health Post Obosi	140,000.00	140,000.00	-	-	0.0%	140,000.00
052100332900	St Marks Nkpor Health Post	140,000.00	140,000.00	-	-	0.0%	140,000.00
052100333000	Ugwuagba Health Post	140,000.00	140,000.00	-	-	0.0%	140,000.00
052100333100	Uke Primary Health Centre	140,000.00	140,000.00	-	-	0.0%	140,000.00
052100333200	Umuoji Primary Health Centre	140,000.00	140,000.00	-	-	0.0%	140,000.00
052100333300	Akabor Health Post	140,000.00	140,000.00	-	-	0.0%	140,000.00
052100333400	Akabor Primary Health Centre	140,000.00	140,000.00	-	-	0.0%	140,000.00
052100333500	Akwu-Ukwu Primary Health Centre	140,000.00	140,000.00	-	-	0.0%	140,000.00
052100333600	Alor Primary Health Centre	140,000.00	140,000.00	-	-	0.0%	140,000.00
052100333700	Awka-Etiti I Primary Health Centre	140,000.00	140,000.00	-	-	0.0%	140,000.00
052100333800	Awka-Etiti II Primary Health Centre	140,000.00	140,000.00	-	-	0.0%	140,000.00
052100333900	Awkuzu - Mbana Oba Health center	140,000.00	140,000.00	-	-	0.0%	140,000.00
052100334000	Awuda Primary Health Centre	140,000.00	140,000.00	-	-	0.0%	140,000.00
052100334100	Ebenesi Primary Health Centre	140,000.00	140,000.00	-	-	0.0%	140,000.00
052100334200	Ezieke Health Post	140,000.00	140,000.00	-	-	0.0%	140,000.00
052100334300	Ngo Health Post	140,000.00	140,000.00	-	-	0.0%	140,000.00
052100334400	Nnaku Health Post	140,000.00	140,000.00	-	-	0.0%	140,000.00
052100334500	NNOBI GENERAL HOSPITAL	140,000.00	140,000.00	-	-	0.0%	140,000.00
052100334700	Nnobi Model Primary Health Centre	140,000.00	140,000.00	-	-	0.0%	140,000.00
052100334800	Nnokwa Primary Health Centre	140,000.00	140,000.00	-	-	0.0%	140,000.00
052100334900	Oba I Primary Health Centre	140,000.00	140,000.00	-	-	0.0%	140,000.00
052100335000	Oba II Primary Health Centre	140,000.00	140,000.00	-	-	0.0%	140,000.00
052100335100	Ogunzele Health Post	140,000.00	140,000.00	-	-	0.0%	140,000.00
052100335200	Ojor Health Post	140,000.00	140,000.00	-	-	0.0%	140,000.00
052100335300	Ojoto Maternal and Child Health Clinic	140,000.00	140,000.00	-	-	0.0%	140,000.00
052100335400	Ojoto Obiofia Primary Health Centre	140,000.00	140,000.00	-	-	0.0%	140,000.00
052100335500	Ojoto Uno Primary Health Centre	140,000.00	140,000.00	-	-	0.0%	140,000.00
052100335600	Okebunoye Health Post	140,000.00	140,000.00	-	-	0.0%	140,000.00
052100335700	Trauma (NAUTH)Centre Oba	140,000.00	140,000.00	-	-	0.0%	140,000.00
052100335800	Ubili Nnokwa Health Post	140,000.00	140,000.00	-	-	0.0%	140,000.00
052100335900	Umu-Okwu Alor Health Post	140,000.00	140,000.00	-	-	0.0%	140,000.00
052100336000	Umuafor Health Post	140,000.00	140,000.00	-	-	0.0%	140,000.00
052100336100	Umudunu Health Post	140,000.00	140,000.00	-	-	0.0%	140,000.00
052100336200	Umuogali Primary Health Post	140,000.00	140,000.00	-	-	0.0%	140,000.00
052100336300	Umuoshi Health Post	140,000.00	140,000.00	-	-	0.0%	140,000.00
052100336400	Uruagu Health Post	140,000.00	140,000.00	-	-	0.0%	140,000.00
052100336500	Akwa ihiala Health Post	140,000.00	140,000.00	-	-	0.0%	140,000.00
052100336600	Amamputu uli Primary Health Centre	140,000.00	140,000.00	-	-	0.0%	140,000.00
052100336700	Amorka Primary Health Centre	140,000.00	140,000.00	-	-	0.0%	140,000.00
052100336800	Anambra State University Medical Clinic uli	140,000.00	140,000.00	-	-	0.0%	140,000.00
052100336900	Azia Primary Health Centre	140,000.00	140,000.00	-	-	0.0%	140,000.00
052100337000	Daughter of Divine Mercy Hospital Azia	140,000.00	140,000.00	-	-	0.0%	140,000.00
052100337200	Eziani ihiala primary health centre	140,000.00	140,000.00	-	-	0.0%	140,000.00
052100337300	Ihiala maternal and child health clinic	140,000.00	140,000.00	-	-	0.0%	140,000.00
052100337400	Ihite Okija Primary Health Centre	140,000.00	140,000.00	-	-	0.0%	140,000.00
052100337500	Isieke Okija Primary Health Centre	140,000.00	140,000.00	-	-	0.0%	140,000.00
052100337600	Isseke Primary Health Centre	140,000.00	140,000.00	-	-	0.0%	140,000.00
052100337700	Lilu Abu Primary Health Centre	140,000.00	140,000.00	-	-	0.0%	140,000.00
052100337800	Mbarakpaka ihiala, primary health centre	140,000.00	140,000.00	-	-	0.0%	140,000.00



Code	Administrative Unit	2024 Original Budget	2024 Final Budget	2024 Q4 Performance	2024 Performance Year to Date (Q1-Q4)	% Performance Year to Date against 2024 Final Budget	Balance (against Final Budget)
052100337900	Mbosi Primary Health Centre	140,000.00	140,000.00	-	-	0.0%	140,000.00
052100338000	Ogboro Primary Health Centre	140,000.00	140,000.00	-	-	0.0%	140,000.00
052100338100	Oghalegbu okija Primary Health Centre	140,000.00	140,000.00	-	-	0.0%	140,000.00
052100338200	Okija Central Primary Health Centre	140,000.00	140,000.00	-	-	0.0%	140,000.00
052100338300	Okija General hospital	140,000.00	140,000.00	-	-	0.0%	140,000.00
052100338400	Okohia ihiala Primary Health post	140,000.00	140,000.00	-	-	0.0%	140,000.00
052100338500	Orsumoghu Primary Health Centre	140,000.00	140,000.00	-	-	0.0%	140,000.00
052100338600	Orsumoshu Comprehensive Health Centre	140,000.00	140,000.00	-	-	0.0%	140,000.00
052100338700	Primary Health Centre Achalla	140,000.00	140,000.00	-	-	0.0%	140,000.00
052100338800	Ubahuekwem ihiala primary health centre	140,000.00	140,000.00	-	-	0.0%	140,000.00
052100338900	Ubuluisiuzo primary health centre	140,000.00	140,000.00	-	-	0.0%	140,000.00
052100339000	Ugoeze Memorial Hospital and Maternity	140,000.00	140,000.00	-	-	0.0%	140,000.00
052100339100	Ugwucheleku okija primary health centre	140,000.00	140,000.00	-	-	0.0%	140,000.00
052100339200	Umuaku Uli Primary Health Centre	140,000.00	140,000.00	-	-	0.0%	140,000.00
052100339300	Umuatuegwu Primary Health Centre	140,000.00	140,000.00	-	-	0.0%	140,000.00
052100339400	Umudara primary health centre	140,000.00	140,000.00	-	-	0.0%	140,000.00
052100339500	Umuezeala lilu Primary Health Centre	140,000.00	140,000.00	-	-	0.0%	140,000.00
052100339600	Umuhu Primary Health Centre	140,000.00	140,000.00	-	-	0.0%	140,000.00
052100339700	Umumenike ihiala health post	140,000.00	140,000.00	-	-	0.0%	140,000.00
052100339800	Umuhoi okija Primary Health Centre	140,000.00	140,000.00	-	-	0.0%	140,000.00
052100339900	Umuoma Primary Health Centre	140,000.00	140,000.00	80,000.00	80,000.00	57.1%	60,000.00
052100340000	Abagana Maternal and Child Health Centre	140,000.00	140,000.00	-	-	0.0%	140,000.00
052100340100	Abagana Primary Health Centre	140,000.00	140,000.00	-	-	0.0%	140,000.00
052100340200	Abba Primary Health Centre	140,000.00	140,000.00	80,000.00	80,000.00	57.1%	60,000.00
052100340300	Achalla Health Post Enugwu Agidi	140,000.00	140,000.00	119,500.00	119,500.00	85.4%	20,500.00
052100340400	Adagbe Avomimi Health CentreEnugwuukwu	140,000.00	140,000.00	-	-	0.0%	140,000.00
052100340500	Ebeire Health Post	140,000.00	140,000.00	-	-	0.0%	140,000.00
052100340600	Egbengwu Primary Health Center	140,000.00	140,000.00	-	-	0.0%	140,000.00
052100340700	Enu Avomimi Health Post	140,000.00	140,000.00	-	-	0.0%	140,000.00
052100340800	Enuagu Enugwu Ukwu Health Post	140,000.00	140,000.00	-	-	0.0%	140,000.00
052100340900	Enugwu Agidi Pimary Health Centre	140,000.00	140,000.00	-	-	0.0%	140,000.00
052100341000	Enugwu Ukwu General Hospital	140,000.00	140,000.00	-	-	0.0%	140,000.00
052100341100	Etiti Osili Health Post	140,000.00	140,000.00	-	-	0.0%	140,000.00
052100341200	Eziamaigbo Primary Health Centre	140,000.00	140,000.00	-	-	0.0%	140,000.00
052100341300	Ezira Primary Health Centre Nimo	140,000.00	140,000.00	-	-	0.0%	140,000.00
052100341400	Ifite Health Post Nawfia	140,000.00	140,000.00	-	-	0.0%	140,000.00
052100341500	Ireh Abba primary Health center	140,000.00	140,000.00	-	-	0.0%	140,000.00
052100341600	Irunyiliugani Health Post Nimo	140,000.00	140,000.00	-	-	0.0%	140,000.00
052100341700	Isionye Health Post Enugwu ukwu	140,000.00	140,000.00	-	-	0.0%	140,000.00
052100341800	Nawfia Primary Health Center	140,000.00	140,000.00	-	-	0.0%	140,000.00
052100341900	Nimo General Hospital	140,000.00	140,000.00	-	-	0.0%	140,000.00
052100342000	Nnamdi Azikiwe Teaching Hospital Abagana	140,000.00	140,000.00	-	-	0.0%	140,000.00
052100342100	Obunagu Health Post Enugwu Agidi	140,000.00	140,000.00	-	-	0.0%	140,000.00
052100342200	Ogologo Ifite Health Post Enugwuagidi	140,000.00	140,000.00	-	-	0.0%	140,000.00
052100342300	Oliobi Health Post Abagana	140,000.00	140,000.00	-	-	0.0%	140,000.00
052100342400	Psychiatric Hospital, Nawfia	140,000.00	140,000.00	-	-	0.0%	140,000.00
052100342500	Umudiaba Primary Health Center Nimo	140,000.00	140,000.00	-	-	0.0%	140,000.00
052100342600	Umudu Health Post Egbengwu Nimo	140,000.00	140,000.00	-	-	0.0%	140,000.00
052100342700	Uruekwo Health Post	140,000.00	140,000.00	-	-	0.0%	140,000.00
052100342800	Urunnebo Primary Health Center	140,000.00	140,000.00	-	-	0.0%	140,000.00

Code	Administrative Unit	2024 Original Budget	2024 Final Budget	2024 Q4 Performance	2024 Performance Year to Date (Q1-Q4)	% Performance Year to Date against 2024 Final Budget	Balance (against Final Budget)
052100342900	Uruogbo Primary Health Centre	140,000.00	140,000.00	-	-	0.0%	140,000.00
052100343000	Uruokokwe Health Post Nimo	140,000.00	140,000.00	-	-	0.0%	140,000.00
052100343100	Uruokpala Health Post	140,000.00	140,000.00	-	-	0.0%	140,000.00
052100343200	Abubo Primary Health Centre	140,000.00	140,000.00	-	-	0.0%	140,000.00
052100343300	AKABOEZEM PHC	140,000.00	140,000.00	-	-	0.0%	140,000.00
052100343400	Akaboukwu Health Post	140,000.00	140,000.00	-	-	0.0%	140,000.00
052100343500	Akamili Primary Health Clinic	140,000.00	140,000.00	-	-	0.0%	140,000.00
052100343600	Akwuanozie PHC	140,000.00	140,000.00	-	-	0.0%	140,000.00
052100343700	Edoji Primary Health Centre	140,000.00	140,000.00	-	-	0.0%	140,000.00
052100343800	Eme Court Primary Health Centre	140,000.00	140,000.00	-	-	0.0%	140,000.00
052100343900	Ezekwuabor Primary Health Centre	140,000.00	140,000.00	-	-	0.0%	140,000.00
052100344000	Health Post Nkpoka	140,000.00	140,000.00	-	-	0.0%	140,000.00
052100344100	Health Post Umumejiaku	140,000.00	140,000.00	-	-	0.0%	140,000.00
052100344200	Inyaba Primary Health Centre	140,000.00	140,000.00	-	-	0.0%	140,000.00
052100344300	Maternal and Child Health Centre Umudim	140,000.00	140,000.00	-	-	0.0%	140,000.00
052100344400	Mbanagu Primary Health Centre	140,000.00	140,000.00	-	-	0.0%	140,000.00
052100344500	Mbanakwu Primary Health Centre	140,000.00	140,000.00	-	-	0.0%	140,000.00
052100344600	Ndiakwu Primary Health Centre	140,000.00	140,000.00	-	-	0.0%	140,000.00
052100344700	Ndiezenwankwo Primary Health Center	140,000.00	140,000.00	-	-	0.0%	140,000.00
052100344800	Ndimgbu Health Post	140,000.00	140,000.00	-	-	0.0%	140,000.00
052100344900	Nkpoka Health Post	140,000.00	140,000.00	-	-	0.0%	140,000.00
052100345000	Nnamdi Azikiwe University TeachingHospital	140,000.00	140,000.00	-	-	0.0%	140,000.00
052100345100	Obiofia Health Post	140,000.00	140,000.00	-	-	0.0%	140,000.00
052100345200	Obiofia Otolu Primary Health Centre	140,000.00	140,000.00	-	-	0.0%	140,000.00
052100345300	Obiuno Otolu Primary Health center	140,000.00	140,000.00	-	-	0.0%	140,000.00
052100345400	Obiuno Umudim Health Post	140,000.00	140,000.00	-	-	0.0%	140,000.00
052100345500	Obiuruagu Primary Health Centre	140,000.00	140,000.00	-	-	0.0%	140,000.00
052100345600	Oduda Primary Health Centre	140,000.00	140,000.00	-	-	0.0%	140,000.00
052100345700	Okofia Health Post	140,000.00	140,000.00	-	-	0.0%	140,000.00
052100345800	Okpuno Ebenator Health Post	140,000.00	140,000.00	-	-	0.0%	140,000.00
052100345900	Okpuno Otolu Primary Health Centre	140,000.00	140,000.00	-	-	0.0%	140,000.00
052100346000	Okpuno Primary Health Centre	140,000.00	140,000.00	-	-	0.0%	140,000.00
052100346100	Okpuno Umuenem Health Post	140,000.00	140,000.00	-	-	0.0%	140,000.00
052100346200	Okpunoegbu Primary Health Centre	140,000.00	140,000.00	-	-	0.0%	140,000.00
052100346300	Umuauka Health Post	140,000.00	140,000.00	-	-	0.0%	140,000.00
052100346400	Umuaniboku Health post	140,000.00	140,000.00	-	-	0.0%	140,000.00
052100346500	Umuenem Primary Health Centre	140,000.00	140,000.00	-	-	0.0%	140,000.00
052100346600	Umumejiaku Health Post, Uruagu	140,000.00	140,000.00	-	-	0.0%	140,000.00
052100346700	Umuzumbana Primary Health Centre	140,000.00	140,000.00	-	-	0.0%	140,000.00
052100346800	Uru Primary Health Care Center	140,000.00	140,000.00	-	-	0.0%	140,000.00
052100346900	Afube Health Post	140,000.00	140,000.00	-	-	0.0%	140,000.00
052100347000	Akwaihedu Comprehensive Health Centre	140,000.00	140,000.00	-	-	0.0%	140,000.00
052100347100	Akwaihedu Primary Health Centre	140,000.00	440,000.00	300,000.00	440,000.00	100.0%	-
052100347200	Akwu Health Post	140,000.00	40,000.00	40,000.00	40,000.00	100.0%	-
052100347300	Amakom Health Post	140,000.00	40,000.00	-	-	0.0%	40,000.00
052100347400	Amichi Primary Health Centre	140,000.00	40,000.00	-	-	0.0%	40,000.00
052100347500	Awor Health Post	140,000.00	140,000.00	140,000.00	140,000.00	100.0%	-
052100347600	Azigbo Primary Health Centre	140,000.00	140,000.00	-	-	0.0%	140,000.00
052100347700	comprehensive primary health centreAkwaihedu	140,000.00	140,000.00	-	-	0.0%	140,000.00
052100347800	Ebe Health Post	140,000.00	140,000.00	-	-	0.0%	140,000.00

Code	Administrative Unit	2024 Original Budget	2024 Final Budget	2024 Q4 Performance	2024 Performance Year to Date (Q1-Q4)	% Performance Year to Date against 2024 Final Budget	Balance (against Final Budget)
052100347900	Ebenator Health Post	140,000.00	140,000.00	-	-	0.0%	140,000.00
052100348000	Ekwulumili Primary Health Centre	140,000.00	140,000.00	-	-	0.0%	140,000.00
052100348100	Eziama Primary Health Centre	140,000.00	140,000.00	-	-	0.0%	140,000.00
052100348200	Ezinifite Comprehensive Health Centre	140,000.00	140,000.00	-	-	0.0%	140,000.00
052100348300	Ezinifite Primary Health Centre	140,000.00	140,000.00	-	-	0.0%	140,000.00
052100348400	Isoko Health Post	140,000.00	140,000.00	-	-	0.0%	140,000.00
052100348500	Nkwukwo Health Post	140,000.00	140,000.00	-	-	0.0%	140,000.00
052100348600	Obiagu Health Post	140,000.00	140,000.00	-	-	0.0%	140,000.00
052100348700	Odikpi Health Post	140,000.00	140,000.00	-	-	0.0%	140,000.00
052100348800	Ogbakaba Health Post	140,000.00	140,000.00	-	-	0.0%	140,000.00
052100348900	Orjiezeka health post	140,000.00	140,000.00	-	-	0.0%	140,000.00
052100349000	Osumenyi Comprehensive Health Centre	140,000.00	140,000.00	-	-	0.0%	140,000.00
052100349100	Osumenyi Primary Health Centre	140,000.00	140,000.00	-	-	0.0%	140,000.00
052100349200	Uboma Primary Health Centre	140,000.00	140,000.00	-	-	0.0%	140,000.00
052100349300	Ugwuochi Health Post	140,000.00	140,000.00	-	-	0.0%	140,000.00
052100349400	Ukpor General Hospital	140,000.00	140,000.00	-	-	0.0%	140,000.00
052100349500	Ukpor Maternal and Child Health	140,000.00	140,000.00	-	-	0.0%	140,000.00
052100349600	Umudiala Primary Health Centre	140,000.00	140,000.00	-	-	0.0%	140,000.00
052100349700	Umudiji Health Post	140,000.00	140,000.00	-	-	0.0%	140,000.00
052100349800	Umuhu Health Post	140,000.00	140,000.00	-	-	0.0%	140,000.00
052100349900	Umuike Health Post	140,000.00	140,000.00	-	-	0.0%	140,000.00
052100350000	Umunuko Primary Health Centre,	140,000.00	140,000.00	-	-	0.0%	140,000.00
052100350100	Umuogazi Primary Health Centre	140,000.00	140,000.00	-	-	0.0%	140,000.00
052100350200	Unubi Primary Health Center	140,000.00	140,000.00	-	-	0.0%	140,000.00
052100350300	Utuh Primary Health Centre	140,000.00	140,000.00	-	-	0.0%	140,000.00
052100350400	Akili-Ogidi Primary Health Centre	140,000.00	140,000.00	-	-	0.0%	140,000.00
052100350500	Akili-Ozizor Primary Health Centre	140,000.00	140,000.00	-	-	0.0%	140,000.00
052100350600	Amiyi Primary Health Centre	140,000.00	140,000.00	-	-	0.0%	140,000.00
052100350700	Atani Comprehensive Health Centre	140,000.00	140,000.00	-	-	0.0%	140,000.00
052100350800	Atani ii Primary Health Centre	140,000.00	140,000.00	-	-	0.0%	140,000.00
052100350900	Atani1 Primary Health Centre	140,000.00	140,000.00	-	-	0.0%	140,000.00
052100351000	Iyiowa Health Post	140,000.00	140,000.00	-	-	0.0%	140,000.00
052100351100	Maternal and Child Health Clinic Atani	140,000.00	140,000.00	-	-	0.0%	140,000.00
052100351200	Mputu Primary Health Centre	140,000.00	140,000.00	-	-	0.0%	140,000.00
052100351300	Obeagwe 1 Primary Health Centre	140,000.00	140,000.00	-	-	0.0%	140,000.00
052100351400	Obeagwe Health Post Ii	140,000.00	140,000.00	-	-	0.0%	140,000.00
052100351500	Ochuche Model Primary Health Centre	140,000.00	140,000.00	-	-	0.0%	140,000.00
052100351600	Odekpe Primary Health Centre	140,000.00	140,000.00	-	-	0.0%	140,000.00
052100351700	Ogbakuba Primary Health Centre	140,000.00	140,000.00	-	-	0.0%	140,000.00
052100351800	Ogwuaniocha Basic Health Clinic	140,000.00	140,000.00	-	-	0.0%	140,000.00
052100351900	Ogwuikpele Health Post	140,000.00	140,000.00	-	-	0.0%	140,000.00
052100352000	Ohita Health Post	140,000.00	140,000.00	-	-	0.0%	140,000.00
052100352100	Okpoko Health Post 2	140,000.00	140,000.00	-	-	0.0%	140,000.00
052100352200	Okpoko Health Post 3	140,000.00	140,000.00	-	-	0.0%	140,000.00
052100352300	Okpoko Health Post 7	140,000.00	140,000.00	-	-	0.0%	140,000.00
052100352400	Okpoko Health Post 9	140,000.00	140,000.00	-	-	0.0%	140,000.00
052100352500	Okpoko 5 Health Post	140,000.00	140,000.00	-	-	0.0%	140,000.00
052100352600	Okpoko 6 Primary Health Centre	140,000.00	140,000.00	-	-	0.0%	140,000.00
052100352700	Okpoko 8 Health Post	140,000.00	140,000.00	-	-	0.0%	140,000.00
052100352800	Okpoko Primary Health Centre 1	140,000.00	140,000.00	-	-	0.0%	140,000.00

Code	Administrative Unit	2024 Original Budget	2024 Final Budget	2024 Q4 Performance	2024 Performance Year to Date (Q1-Q4)	% Performance Year to Date against 2024 Final Budget	Balance (against Final Budget)
052100352900	Okpoko Primary Health Centre 11	140,000.00	140,000.00	-	-	0.0%	140,000.00
052100353000	Okpoko Primary Health Centre 5	140,000.00	140,000.00	-	-	0.0%	140,000.00
052100353100	Okpoko Primary Health Centre iii	140,000.00	140,000.00	-	-	0.0%	140,000.00
052100353200	Osomalla Primary Health Centre	140,000.00	140,000.00	-	-	0.0%	140,000.00
052100353300	Ossomala General Hospital	140,000.00	140,000.00	-	-	0.0%	140,000.00
052100353400	St. James Health Post Iyiowa	140,000.00	140,000.00	-	-	0.0%	140,000.00
052100353500	Umunankwo Primary Health Centre	140,000.00	140,000.00	-	-	0.0%	140,000.00
052100353600	Umuzu Health Post	140,000.00	140,000.00	-	-	0.0%	140,000.00
052100353700	3-3 Health Post	140,000.00	140,000.00	-	-	0.0%	140,000.00
052100353800	Akpaka Primary Health Centre	140,000.00	140,000.00	-	-	0.0%	140,000.00
052100353900	Army Barracks MRS Hospital	140,000.00	140,000.00	-	-	0.0%	140,000.00
052100354000	Basic Health Centre Onitsha	140,000.00	140,000.00	-	-	0.0%	140,000.00
052100354100	Christ Church Health Post	140,000.00	140,000.00	-	-	0.0%	140,000.00
052100354200	Church of Divine Love H/P	140,000.00	140,000.00	-	-	0.0%	140,000.00
052100354300	Emmanuel Church Primary Health Centre	140,000.00	140,000.00	-	-	0.0%	140,000.00
052100354400	Federal Government Girls Clinic	140,000.00	140,000.00	-	-	0.0%	140,000.00
052100354500	Holy Spirit Primary Health Centre	140,000.00	140,000.00	-	-	0.0%	140,000.00
052100354600	Immanuel Church Primary Health Centre	140,000.00	140,000.00	-	-	0.0%	140,000.00
052100354700	Inland Town Primary Health Centre	140,000.00	140,000.00	-	-	0.0%	140,000.00
052100354800	Isiafor Health Post	140,000.00	140,000.00	-	-	0.0%	140,000.00
052100354900	Ogboye Phc	140,000.00	140,000.00	-	-	0.0%	140,000.00
052100355000	Onitsha General Hospital	140,000.00	140,000.00	-	-	0.0%	140,000.00
052100355100	Our Lady'S Of Fatima Woliwo Health Post	140,000.00	140,000.00	-	-	0.0%	140,000.00
052100355200	Police Medical Centre	140,000.00	140,000.00	-	-	0.0%	140,000.00
052100355300	Prisons Marine Health Post	140,000.00	140,000.00	90,000.00	90,000.00	64.3%	50,000.00
052100355400	Queen of Rossary Health Clinic	140,000.00	140,000.00	90,000.00	90,000.00	64.3%	50,000.00
052100355500	St. Marks Primary Health Centre	140,000.00	140,000.00	90,000.00	90,000.00	64.3%	50,000.00
052100355600	St. Marys Catholic Church Osha Health Post	140,000.00	140,000.00	-	-	0.0%	140,000.00
052100355700	St.Patrick'S Hospital And Maternity	140,000.00	140,000.00	-	-	0.0%	140,000.00
052100355800	Christ the King Parish Health Post	140,000.00	140,000.00	-	-	0.0%	140,000.00
052100355900	Health Post Pam Pam	140,000.00	140,000.00	-	-	0.0%	140,000.00
052100356000	Methodist Health Post	140,000.00	140,000.00	-	-	0.0%	140,000.00
052100356100	Nweje Health Post	140,000.00	140,000.00	-	-	0.0%	140,000.00
052100356200	Odoakpu Model Primary Health Centre	140,000.00	140,000.00	-	-	0.0%	140,000.00
052100356300	Queen Of Peace Health Post	140,000.00	140,000.00	-	-	0.0%	140,000.00
052100356400	Recreation Health Post	140,000.00	140,000.00	-	-	0.0%	140,000.00
052100356500	Redemption Health Post	140,000.00	140,000.00	-	-	0.0%	140,000.00
052100356600	Sacred Heart Clinic	140,000.00	140,000.00	-	-	0.0%	140,000.00
052100356700	Sokoto Road Health Post	140,000.00	140,000.00	-	-	0.0%	140,000.00
052100356800	St Barnabas Health Post ,	140,000.00	140,000.00	-	-	0.0%	140,000.00
052100356900	ST Faith Health Post, Fegge	140,000.00	140,000.00	-	-	0.0%	140,000.00
052100357000	St. Christopher Health Post	140,000.00	140,000.00	-	-	0.0%	140,000.00
052100357100	St. Dominic Health Post	140,000.00	140,000.00	-	-	0.0%	140,000.00
052100357200	St. John Ang Primary Health Centre	140,000.00	140,000.00	-	-	0.0%	140,000.00
052100357300	St. John De Baptist Health Post	140,000.00	140,000.00	-	-	0.0%	140,000.00
052100357400	St. Jude Health Post	140,000.00	140,000.00	-	-	0.0%	140,000.00
052100357500	St. Monica Health Post	140,000.00	140,000.00	-	-	0.0%	140,000.00
052100357600	Ziks Avenue Health Post	140,000.00	140,000.00	-	-	0.0%	140,000.00
052100357700	Agbata Ndiowu Primary Health Centre	140,000.00	140,000.00	-	-	0.0%	140,000.00
052100357800	Ajalli Maternal and Child Health Clinic	140,000.00	140,000.00	-	-	0.0%	140,000.00

Code	Administrative Unit	2024 Original Budget	2024 Final Budget	2024 Q4 Performance	2024 Performance Year to Date (Q1-Q4)	% Performance Year to Date against 2024 Final Budget	Balance (against Final Budget)
052100357900	Ajalli Model Primary Health Centre	140,000.00	140,000.00	-	-	0.0%	140,000.00
052100358000	Amaetiti Health Post	140,000.00	140,000.00	-	-	0.0%	140,000.00
052100358100	Amako Nanka Health Centre	140,000.00	140,000.00	-	-	0.0%	140,000.00
052100358200	Amaokpala Primary Health Centre	140,000.00	140,000.00	-	-	0.0%	140,000.00
052100358300	Arogwe Health Post	140,000.00	140,000.00	-	-	0.0%	140,000.00
052100358400	Aronota Health Post	140,000.00	140,000.00	-	-	0.0%	140,000.00
052100358500	Awa Primary Health Centre	140,000.00	140,000.00	-	-	0.0%	140,000.00
052100358600	Awgbu II Primary Health Centre	140,000.00	140,000.00	-	-	0.0%	140,000.00
052100358700	Awgbu III Health Post	140,000.00	140,000.00	-	-	0.0%	140,000.00
052100358800	Awgbu Referral Primary Health Center	140,000.00	140,000.00	-	-	0.0%	140,000.00
052100358900	Best Hospital and Maternity	140,000.00	140,000.00	-	-	0.0%	140,000.00
052100359000	Cottage Hospital Ufuma	140,000.00	140,000.00	-	80,000.00	57.1%	60,000.00
052100359100	Enugu-Abo Primary Health Centre	140,000.00	140,000.00	-	-	0.0%	140,000.00
052100359200	Etiti Umuogu Health Post	140,000.00	140,000.00	-	-	0.0%	140,000.00
052100359400	Iwolo Primary Health Centre	140,000.00	140,000.00	-	-	0.0%	140,000.00
052100359500	Model Primary Health Centre, Ndiowu	140,000.00	140,000.00	-	-	0.0%	140,000.00
052100359600	Nanka 1 Primary Health Centre	140,000.00	840,000.00	700,000.00	840,000.00	100.0%	-
052100359700	Nanka 11 Primary Health Centre	140,000.00	60,000.00	60,000.00	60,000.00	100.0%	-
052100359800	Nanka 2 Health Post	140,000.00	40,000.00	-	-	0.0%	40,000.00
052100359900	Ndikelionwu Primary Health Centre	140,000.00	60,000.00	60,000.00	60,000.00	100.0%	-
052100360000	Ndiokpalaeze Primary Health Centre	140,000.00	40,000.00	-	-	0.0%	40,000.00
052100360100	Ndiopalaeke Primary Health Centre	140,000.00	40,000.00	-	-	0.0%	40,000.00
052100360200	Ndiowu Primary Health Centre	140,000.00	40,000.00	-	-	0.0%	40,000.00
052100360300	Ndiukwuenu Health Post	140,000.00	40,000.00	-	-	0.0%	40,000.00
052100360400	Ndiukwuenu Primary Health Centre	140,000.00	100,000.00	100,000.00	100,000.00	100.0%	-
052100360500	Ofuobi Comprehensive Health Centre	140,000.00	140,000.00	50,000.00	50,000.00	35.7%	90,000.00
052100360600	Oko I Primary Health Centre	140,000.00	140,000.00	100,000.00	100,000.00	71.4%	40,000.00
052100360700	Okpeze Primary Health Centre	140,000.00	140,000.00	140,000.00	140,000.00	100.0%	-
052100360800	Omogho Primary Health Centre	140,000.00	140,000.00	-	-	0.0%	140,000.00
052100360900	Primary Health Centre Omogho	140,000.00	140,000.00	60,000.00	60,000.00	42.9%	80,000.00
052100361000	Ugwu Awgbu Health Centre	140,000.00	140,000.00	-	-	0.0%	140,000.00
052100361100	Ugwu Umuagu Health Post	140,000.00	140,000.00	-	-	0.0%	140,000.00
052100361200	Umuaguosibe Health Post	140,000.00	140,000.00	-	-	0.0%	140,000.00
052100361300	Umueji Primary Health Centre	140,000.00	140,000.00	-	-	0.0%	140,000.00
052100361400	Umunebo Primary Health Centre	140,000.00	140,000.00	-	-	0.0%	140,000.00
052100361500	Umuochu primary Health Centre	140,000.00	140,000.00	-	-	0.0%	140,000.00
052100361600	Umuogem Health Post	140,000.00	140,000.00	-	-	0.0%	140,000.00
052100361700	Umuonyiba Health Post	140,000.00	140,000.00	-	-	0.0%	140,000.00
052100361800	Umuonyika I Primary Health Centre	140,000.00	140,000.00	-	-	0.0%	140,000.00
052100361900	Umuonyika II Primary Health Centre	140,000.00	140,000.00	-	-	0.0%	140,000.00
052100362000	Agbudu Primary Health Centre	140,000.00	140,000.00	-	-	0.0%	140,000.00
052100362100	Akwuoba Health Post	140,000.00	140,000.00	-	-	0.0%	140,000.00
052100362200	Amaikpa Health Post	140,000.00	140,000.00	-	-	0.0%	140,000.00
052100362300	Comprehensive Health Centre Lomu	140,000.00	140,000.00	-	-	0.0%	140,000.00
052100362400	Enugu Umuonyia Health Post	140,000.00	140,000.00	-	-	0.0%	140,000.00
052100362500	Eziagu Health Post	140,000.00	140,000.00	-	-	0.0%	140,000.00
052100362600	Ezira Primary Health Centre	140,000.00	140,000.00	-	-	0.0%	140,000.00
052100362700	Ihie Health Post	140,000.00	140,000.00	-	-	0.0%	140,000.00
052100362800	Ihite Primary Health Center	140,000.00	140,000.00	-	-	0.0%	140,000.00
052100362900	Isulo Primary Health Centre	140,000.00	140,000.00	-	-	0.0%	140,000.00

Code	Administrative Unit	2024 Original Budget	2024 Final Budget	2024 Q4 Performance	2024 Performance Year to Date (Q1-Q4)	% Performance Year to Date against 2024 Final Budget	Balance (against Final Budget)
052100363000	Nawfija Primary Health Centre	140,000.00	140,000.00	-	-	0.0%	140,000.00
052100363100	Ndikpa Health Post	140,000.00	140,000.00	90,000.00	90,000.00	64.3%	50,000.00
052100363200	Ndiukwu Health Post	140,000.00	140,000.00	90,000.00	90,000.00	64.3%	50,000.00
052100363300	Nsogwu Primary Health Centre	140,000.00	140,000.00	90,000.00	90,000.00	64.3%	50,000.00
052100363400	Nsogwu Unity Primary Health Centre	140,000.00	140,000.00	-	-	0.0%	140,000.00
052100363500	Ogboji Primary Health Centre	140,000.00	140,000.00	-	-	0.0%	140,000.00
052100363600	Ogbunka Primary Health Centre	140,000.00	140,000.00	-	-	0.0%	140,000.00
052100363700	Ohukabia Health Post	140,000.00	140,000.00	-	-	0.0%	140,000.00
052100363800	Okpu Health Post	140,000.00	100,000.00	-	-	0.0%	100,000.00
052100363900	Onnel Primary Health Care	140,000.00	100,000.00	-	-	0.0%	100,000.00
052100364000	Owere Ezukala Primary Health Centre	140,000.00	100,000.00	-	-	0.0%	100,000.00
052100364100	Primary Health Centre Akpu	140,000.00	100,000.00	-	-	0.0%	100,000.00
052100364200	Primary Health Centre Umuchukwu	140,000.00	100,000.00	-	-	0.0%	100,000.00
052100364300	Ubaha Health Post	140,000.00	100,000.00	-	-	0.0%	100,000.00
052100364400	Ugwuaro Health Post	140,000.00	100,000.00	-	-	0.0%	100,000.00
052100364500	Umuawaihahi Health Post	140,000.00	100,000.00	-	-	0.0%	100,000.00
052100364600	Umuchioma Health Post	140,000.00	100,000.00	-	-	0.0%	100,000.00
052100364700	Umunlebo Health Post	140,000.00	100,000.00	-	-	0.0%	100,000.00
052100364800	Umunze Maternal And Child Health	140,000.00	540,000.00	400,000.00	540,000.00	100.0%	-
052100364900	Umuomaku Health Post	140,000.00	140,000.00	140,000.00	140,000.00	100.0%	-
052100365000	Umuomaku Primary Health Centre	140,000.00	140,000.00	-	-	0.0%	140,000.00
052100365100	Umuoma\Ezeogbu Health Post	140,000.00	140,000.00	-	-	0.0%	140,000.00
052100365200	Ururo Health Post	140,000.00	140,000.00	-	-	0.0%	140,000.00
052100365300	Usube Health Post	140,000.00	140,000.00	-	-	0.0%	140,000.00
052100365400	Abakpu Health Clinic	140,000.00	140,000.00	-	-	0.0%	140,000.00
052100365500	Achallagu Health Clinic	140,000.00	140,000.00	-	-	0.0%	140,000.00
052100365600	Amadiaba Health Clinic Nteje	140,000.00	140,000.00	-	-	0.0%	140,000.00
052100365700	Awkuzu Pimary Health Centre	140,000.00	140,000.00	-	-	0.0%	140,000.00
052100365800	Azu Ogbunike Primary Health Center	140,000.00	140,000.00	140,000.00	140,000.00	100.0%	-
052100365900	Ifite Awkuzu Primary Health Centre	140,000.00	140,000.00	-	-	0.0%	140,000.00
052100366000	Ifite Ogbunike Primary Health Center	140,000.00	140,000.00	-	-	0.0%	140,000.00
052100366100	Ifite- Nkwelle Primary Health Center	140,000.00	140,000.00	-	-	0.0%	140,000.00
052100366200	Ifite-Nteje Primary Health Center	140,000.00	140,000.00	-	-	0.0%	140,000.00
052100366300	Igbu Health Clinic	140,000.00	140,000.00	-	-	0.0%	140,000.00
052100366400	Ikenga Health Clinic	140,000.00	140,000.00	-	-	0.0%	140,000.00
052100366500	Ndibunagu Primary Health Centre	140,000.00	140,000.00	-	-	0.0%	140,000.00
052100366600	Nkwelle Model Primary Health Centre	140,000.00	140,000.00	-	-	0.0%	140,000.00
052100366700	Nkwelle Primary Health Centre	140,000.00	140,000.00	-	-	0.0%	140,000.00
052100366800	Nteje Maternal and Child Health	140,000.00	140,000.00	-	-	0.0%	140,000.00
052100366900	Nteje Primary Health Centre	140,000.00	140,000.00	-	-	0.0%	140,000.00
052100367000	Obinetit i Awkuzu Health Clinic	140,000.00	140,000.00	-	-	0.0%	140,000.00
052100367100	Obinetiti Umunya primary Health Clinic	140,000.00	140,000.00	-	-	0.0%	140,000.00
052100367200	Ogbunike Primary Health Centre	140,000.00	140,000.00	-	-	0.0%	140,000.00
052100367300	Oyolu Primary Health Centre	140,000.00	140,000.00	-	-	0.0%	140,000.00
052100367400	Oze Nkwelle Ezunaka Primary Health Centre	140,000.00	140,000.00	-	-	0.0%	140,000.00
052100367500	St Stephen Primary Health Care Centre	140,000.00	140,000.00	-	-	0.0%	140,000.00
052100367600	Umunya Comprehensive Health Center(NAUTH)	140,000.00	140,000.00	-	-	0.0%	140,000.00
052100367700	Umunya Primary Health Center	140,000.00	140,000.00	-	-	0.0%	140,000.00
052100367800	Ogbu Primary Health Centre 2	140,000.00	140,000.00	-	-	0.0%	140,000.00
052100367900	Odekpe Primary Health Centre 2	140,000.00	140,000.00	-	-	0.0%	140,000.00

Code	Administrative Unit	2024 Original Budget	2024 Final Budget	2024 Q4 Performance	2024 Performance Year to Date (Q1-Q4)	% Performance Year to Date against 2024 Final Budget	Balance (against Final Budget)
052100368000	Amawbia Maternal and Child Health Clinic 2	140,000.00	140,000.00	-	-	0.0%	140,000.00
052100368100	Okpuno Primary Health Centre 2	140,000.00	140,000.00	-	-	0.0%	140,000.00
052100368200	Umudioka Primary Health Centre 2	140,000.00	140,000.00	-	-	0.0%	140,000.00
052100368300	Umueze Amawbia Health Post 2	140,000.00	140,000.00	-	-	0.0%	140,000.00
052100368400	Ifite Primary Health Centre 2	140,000.00	140,000.00	-	-	0.0%	140,000.00
052100368500	Akwa Primary Health Centre 2	140,000.00	140,000.00	-	-	0.0%	140,000.00
052100368600	Nkwelle Primary Health Centre 2	140,000.00	140,000.00	-	-	0.0%	140,000.00
052100368700	Nnamdi Azikwe University Teaching Hospital 2	140,000.00	140,000.00	-	-	0.0%	140,000.00
052100368800	Methodist Health Post 2	140,000.00	140,000.00	-	-	0.0%	140,000.00
052100368900	Akabor Health Post 2	140,000.00	140,000.00	-	-	0.0%	140,000.00
052100369000	Nnobi Model Primary Health Centre 2	140,000.00	140,000.00	-	-	0.0%	140,000.00
052100369100	Eziama Primary Health Centr 2	140,000.00	140,000.00	-	-	0.0%	140,000.00
052102700100	Chukwuemeka Odumegwu OjukwuUniversity Teaching Hospital	1,626,069,876.80	1,626,069,877.00	715,271,839.53	1,392,918,183.75	85.7%	233,151,693.25
052102700200	General Hospital Onitsha	630,000.00	1,630,000.00	1,000,000.00	1,630,000.00	100.0%	-
052102700300	General Hospital Enugwu-Ukwu	525,000.00	2,225,000.00	1,700,000.00	2,225,000.00	100.0%	-
052102700400	General Hospital Orumba	105,000.00	105,000.00	105,000.00	105,000.00	100.0%	-
052102700500	General Hospital Ekwulobia	525,000.00	2,725,000.00	2,200,000.00	2,725,000.00	100.0%	-
052102700600	General Hospital Ogidi	210,000.00	710,000.00	500,000.00	710,000.00	100.0%	-
052102700700	General Hospital Ossomala	157,500.00	407,500.00	250,000.00	407,500.00	100.0%	-
052102700800	General Hospital Agulu	210,000.00	460,000.00	250,000.00	460,000.00	100.0%	-
052102700900	General Hospital – Nimo	210,000.00	410,000.00	200,000.00	410,000.00	100.0%	-
052102701000	General Hospital – Okija	210,000.00	610,000.00	400,000.00	610,000.00	100.0%	-
052102701100	General Hospital – Oraifite	210,000.00	810,000.00	600,000.00	810,000.00	100.0%	-
052102701200	General Hospital – Nnobi	157,500.00	707,500.00	550,000.00	707,500.00	100.0%	-
052102701300	General Hospital – Ukpör	210,000.00	710,000.00	500,000.00	710,000.00	100.0%	-
052102701400	General Hospital Ichi	210,000.00	660,000.00	450,000.00	660,000.00	100.0%	-
052102701500	General Hospital Mbaukwu	315,000.00	355,000.00	40,000.00	355,000.00	100.0%	-
052102701600	General Hospital Amanuke	157,500.00	807,500.00	650,000.00	807,500.00	100.0%	-
052102701700	General Hospital Ifite-Dunu	210,000.00	210,000.00	185,000.00	185,000.00	88.1%	25,000.00
052102701800	General Hospital Umuleri	315,000.00	1,715,000.00	1,400,000.00	1,715,000.00	100.0%	-
052102701900	General Hospital Umuchu	210,000.00	810,000.00	600,000.00	810,000.00	100.0%	-
052102702000	General Hospital Nnokwa	210,000.00	210,000.00	210,000.00	210,000.00	100.0%	-
052102702100	General Hospital Nando	210,000.00	210,000.00	210,000.00	210,000.00	100.0%	-
052102702200	Cottage Hospital Enugu Abor	210,000.00	210,000.00	210,000.00	210,000.00	100.0%	-
052102702300	C.H.C Ideani	105,000.00	105,000.00	-	72,500.00	69.0%	32,500.00
052102702400	C.H.C. Atani	210,000.00	410,000.00	200,000.00	410,000.00	100.0%	-
052102702500	C.H.C. Umuoba Anam	63,000.00	413,000.00	350,000.00	413,000.00	100.0%	-
052102702600	C.H.C. Nawgu	126,000.00	396,000.00	270,000.00	396,000.00	100.0%	-
052102702700	C.H.C. Osumenyi	210,000.00	410,000.00	200,000.00	410,000.00	100.0%	-
052102702800	C.H.C. Azia	105,000.00	395,000.00	290,000.00	395,000.00	100.0%	-
052102702900	C.H.C. Achina	840,000.00	840,000.00	446,500.00	836,500.00	99.6%	3,500.00
052102703000	C.H.C. Mgbakwu	840,000.00	840,000.00	445,000.00	835,000.00	99.4%	5,000.00
052102703100	General Hospital Agulu Uzoigbo	157,500.00	567,500.00	410,000.00	567,500.00	100.0%	-
052102703200	Psychiatric Hospital Nawfia	525,000.00	2,735,000.00	2,210,000.00	2,735,000.00	100.0%	-
052102703300	Anambra State Oxygen Production Plant	187,930,000.00	187,930,000.00	51,793,913.44	52,662,703.34	28.0%	135,267,296.66
052110200100	State Hospital Management Board (SHMB)	1,209,150,247.13	1,209,175,247.13	371,353,886.24	1,105,744,397.59	91.4%	103,430,849.54
<b>053500000000</b>	<b>Ministry of Environment, Beautification &amp; Ecology</b>	<b>2,382,574,026.00</b>	<b>2,382,574,026.00</b>	<b>361,968,633.40</b>	<b>532,499,299.88</b>	<b>22.3%</b>	<b>1,850,074,726.12</b>
053500100100	Ministry of Environment, Beautification & Ecology	762,827,732.00	762,827,732.00	104,563,968.22	247,075,501.28	32.4%	515,752,230.72
053500100200	Anambra State Park and Gardens	7,135,017.00	7,135,017.00	2,127,798.00	6,002,634.00	84.1%	1,132,383.00
053500100300	Anambra State Clear Drainage and Fores	52,875,000.00	52,875,000.00	-	-	0.0%	52,875,000.00

Table 5: Personnel Expenditure by Administrative Classification

## Anambra State Government Budget Performance Report 2024 Q4 - Personnel Expenditure by Administrative Classification

Code	Administrative Unit	2024 Original Budget	2024 Final Budget	2024 Q4 Performance	2024 Performance Year to Date (Q1-Q4)	% Performance Year to Date against 2024 Final Budget	Balance (against Final Budget)
	<b>Total Personnel Expenditure</b>	<b>46,200,295,746.88</b>	<b>46,200,295,746.88</b>	<b>11,163,147,781.54</b>	<b>34,001,954,937.40</b>	<b>73.6%</b>	<b>12,198,340,809.48</b>
01000000000	<b>Administration Sector</b>	<b>7,773,470,191.40</b>	<b>7,767,370,191.00</b>	<b>1,520,340,414.59</b>	<b>3,959,766,611.76</b>	<b>51.0%</b>	<b>3,807,603,579.24</b>
01110000000	<b>Office of the Executive Governor</b>	<b>4,785,592,518.95</b>	<b>4,785,592,517.00</b>	<b>837,509,045.06</b>	<b>2,072,146,957.66</b>	<b>43.3%</b>	<b>2,713,445,559.34</b>
01110010010	Office of the Executive Governor	4,668,243,574.08	4,668,243,572.00	809,838,978.29	1,989,781,873.60	42.6%	2,678,461,698.40
01110010020	Office of the Deputy Governor	67,884,400.87	67,884,401.00	16,264,568.00	41,131,812.12	60.6%	26,752,588.88
01110100010	Anambra Public Procurement Agency/APPA	40,755,000.00	40,755,000.00	9,640,000.00	34,280,000.00	84.1%	6,475,000.00
01111840010	Volunteer Service Agency	8,709,544.00	8,709,544.00	1,765,498.77	6,953,271.94	79.8%	1,756,272.06
01610000000	<b>Office of the Secretary to the State Government</b>	<b>351,345,225.61</b>	<b>345,345,226.00</b>	<b>151,491,096.50</b>	<b>278,699,796.81</b>	<b>80.7%</b>	<b>66,645,429.19</b>
01610010010	Office of the Secretary to the State Government	322,461,869.00	322,461,869.00	143,994,446.99	263,996,711.27	81.9%	58,465,157.73
01610210010	Liaison Office – Lagos	12,458,036.75	6,458,037.00	1,108,170.28	2,730,472.72	42.3%	3,727,564.28
01610210020	Liaison Office – Abuja	16,425,319.86	16,425,320.00	6,388,479.23	11,972,612.82	72.9%	4,452,707.18
01120000000	<b>Anambra State House of Assembly</b>	<b>1,126,208,467.60</b>	<b>1,126,208,468.00</b>	<b>108,217,574.17</b>	<b>397,088,547.55</b>	<b>35.3%</b>	<b>729,119,920.45</b>
01120030010	Anambra State House of Assembly	1,126,208,467.60	1,126,208,468.00	108,217,574.17	397,088,547.55	35.3%	729,119,920.45
01230000000	<b>Ministry of Information and Communication Strategy</b>	<b>251,777,755.00</b>	<b>251,677,755.00</b>	<b>89,767,067.74</b>	<b>231,581,578.43</b>	<b>92.0%</b>	<b>20,096,176.57</b>
01230010010	Ministry of Information and Communication Strategy	212,010,843.00	212,010,843.00	75,446,002.19	194,062,342.55	91.5%	17,948,500.45
01230130010	Government Printing Press	39,766,912.00	39,666,912.00	14,321,065.55	37,519,235.88	94.6%	2,147,676.12
01240000000	<b>Ministry of Homeland Affairs</b>	<b>98,414,280.75</b>	<b>98,414,281.00</b>	<b>-</b>	<b>-</b>	<b>0.0%</b>	<b>98,414,281.00</b>
01240010010	Ministry of Homeland Affairs	98,414,280.75	98,414,281.00	-	-	0.0%	98,414,281.00
01250000000	<b>Office of the Head of Service</b>	<b>772,664,723.00</b>	<b>772,664,723.00</b>	<b>225,829,142.23</b>	<b>719,974,238.24</b>	<b>93.2%</b>	<b>52,690,484.76</b>
01250010010	Office of the Head of Service	772,664,723.00	772,664,723.00	225,829,142.23	719,974,238.24	93.2%	52,690,484.76
01400000000	<b>Office of the Auditor General (State)</b>	<b>221,223,111.00</b>	<b>221,223,111.00</b>	<b>71,174,492.01</b>	<b>176,680,864.86</b>	<b>79.9%</b>	<b>44,542,246.14</b>
01400010010	Office of the Auditor General (State)	155,121,579.00	155,121,579.00	50,037,157.37	124,052,976.95	80.0%	31,068,602.05
01400010020	Office of the Auditor General (Local Government)	66,101,532.00	66,101,532.00	21,137,334.64	52,627,887.91	79.6%	13,473,644.09
01470000000	<b>Civil Service Commission</b>	<b>68,775,809.00</b>	<b>68,775,809.00</b>	<b>22,501,568.68</b>	<b>48,472,433.43</b>	<b>70.5%</b>	<b>20,303,375.57</b>
01470010010	Civil Service Commission	68,775,809.00	68,775,809.00	22,501,568.68	48,472,433.43	70.5%	20,303,375.57
01480000000	<b>Anambra State Independent Electoral Commission</b>	<b>50,081,062.50</b>	<b>50,081,063.00</b>	<b>8,014,809.45</b>	<b>11,779,719.78</b>	<b>23.5%</b>	<b>38,301,343.22</b>
01480010010	Anambra State Independent Electoral Commission	50,081,062.50	50,081,063.00	8,014,809.45	11,779,719.78	23.5%	38,301,343.22
01490000000	<b>Local Government Civil Service Commission</b>	<b>31,264,238.00</b>	<b>31,264,238.00</b>	<b>5,835,618.75</b>	<b>23,342,475.00</b>	<b>74.7%</b>	<b>7,921,763.00</b>
01490010010	Local Government Civil Service Commission	31,264,238.00	31,264,238.00	5,835,618.75	23,342,475.00	74.7%	7,921,763.00
01700000000	<b>Ministry of Special Duties</b>	<b>16,123,000.00</b>	<b>16,123,000.00</b>	<b>-</b>	<b>-</b>	<b>0.0%</b>	<b>16,123,000.00</b>
01700010010	Ministry of Special Duties	16,123,000.00	16,123,000.00	-	-	0.0%	16,123,000.00
02000000000	<b>Economic Sector</b>	<b>20,043,141,008.81</b>	<b>20,333,291,652.88</b>	<b>3,176,256,316.99</b>	<b>13,430,402,063.52</b>	<b>66.1%</b>	<b>6,902,889,589.36</b>
02150000000	<b>Ministry of Agriculture, Mechanization , Processing &amp; Export</b>	<b>454,139,139.87</b>	<b>454,139,140.00</b>	<b>138,290,087.03</b>	<b>407,081,576.78</b>	<b>89.6%</b>	<b>47,057,563.22</b>
02150010010	Ministry of Agriculture, Mechanization , Processing & Export	454,139,139.87	454,139,140.00	138,290,087.03	407,081,576.78	89.6%	47,057,563.22
02200000000	<b>Ministry of Finance</b>	<b>17,223,828,729.94</b>	<b>17,513,979,375.88</b>	<b>2,391,110,885.60</b>	<b>11,222,111,978.10</b>	<b>64.1%</b>	<b>6,291,867,397.78</b>
02200010010	Ministry of Finance	264,432,485.00	264,432,485.00	107,269,317.71	258,700,782.87	97.8%	5,731,702.13
02200070010	Office of the Accountant General	16,549,211,666.94	16,839,362,312.88	2,120,031,954.75	10,557,764,249.13	62.7%	6,281,598,063.75
02200080010	Anambra State Internal Revenue Service	410,184,578.00	410,184,578.00	163,809,613.14	405,646,946.10	98.9%	4,537,631.90
02220000000	<b>Ministry of Trade, Commerce, Markets &amp; Wealth Creation</b>	<b>203,764,527.00</b>	<b>203,764,527.00</b>	<b>79,345,535.87</b>	<b>202,028,605.04</b>	<b>99.1%</b>	<b>1,735,921.96</b>
02220010010	Ministry of Trade, Commerce, Markets & Wealth Creation	203,764,527.00	203,764,527.00	79,345,535.87	202,028,605.04	99.1%	1,735,921.96
02320000000	<b>Ministry of Petroleum and Mineral Resources</b>	<b>80,222,760.00</b>	<b>80,222,759.00</b>	<b>32,384,562.54</b>	<b>79,427,038.30</b>	<b>99.0%</b>	<b>795,720.70</b>
02320010010	Ministry of Petroleum and Mineral Resources	80,222,760.00	80,222,759.00	32,384,562.54	79,427,038.30	99.0%	795,720.70



Code	Administrative Unit	2024 Original Budget	2024 Final Budget	2024 Q4 Performance	2024 Performance Year to Date (Q1-Q4)	% Performance Year to Date against 2024 Final Budget	Balance (against Final Budget)
<b>022900000000</b>	<b>Ministry of Transport</b>	<b>412,025,217.00</b>	<b>412,025,217.00</b>	<b>95,004,412.22</b>	<b>348,747,363.78</b>	<b>84.6%</b>	<b>63,277,853.22</b>
022900100100	Ministry of Transport	186,446,273.00	186,446,273.00	41,579,826.22	145,043,777.78	77.8%	41,402,495.22
022905500100	Anambra State Transport Management Agency - ATMA	225,578,944.00	225,578,944.00	53,424,586.00	203,703,586.00	90.3%	21,875,358.00
<b>023400000000</b>	<b>Ministry of Works</b>	<b>159,887,041.00</b>	<b>159,887,041.00</b>	<b>25,637,294.05</b>	<b>158,236,365.85</b>	<b>99.0%</b>	<b>1,650,675.15</b>
023400100100	Ministry of Works	159,887,041.00	159,887,041.00	25,637,294.05	158,236,365.85	99.0%	1,650,675.15
<b>023600000000</b>	<b>Ministry of Culture, Entertainment &amp; Tourism</b>	<b>88,588,784.20</b>	<b>88,588,784.00</b>	<b>33,014,198.48</b>	<b>86,989,017.28</b>	<b>98.2%</b>	<b>1,599,766.72</b>
023600100100	Ministry of Culture, Entertainment & Tourism	88,588,784.20	88,588,784.00	33,014,198.48	86,989,017.28	98.2%	1,599,766.72
<b>023800000000</b>	<b>Ministry of Budget &amp; Economic Planning</b>	<b>188,158,070.00</b>	<b>188,158,069.00</b>	<b>68,305,859.09</b>	<b>182,558,356.36</b>	<b>97.0%</b>	<b>5,599,712.64</b>
023800100100	Ministry of Budget & Economic Planning	144,393,251.00	144,393,250.00	51,497,282.77	138,976,157.29	96.2%	5,417,092.71
023800400100	State Bureau of Statistics	43,764,819.00	43,764,819.00	16,808,576.32	43,582,199.07	99.6%	182,619.93
<b>025300000000</b>	<b>Ministry of Housing</b>	<b>101,665,577.80</b>	<b>101,665,578.00</b>	<b>30,327,768.89</b>	<b>77,842,830.82</b>	<b>76.6%</b>	<b>23,822,747.18</b>
025300100100	Ministry of Housing	101,665,577.80	101,665,578.00	30,327,768.89	77,842,830.82	76.6%	23,822,747.18
<b>026000000000</b>	<b>Ministry of Lands</b>	<b>735,149,579.00</b>	<b>735,149,579.00</b>	<b>178,176,995.42</b>	<b>378,447,352.10</b>	<b>51.5%</b>	<b>356,702,226.90</b>
026000100100	Ministry of Lands	205,149,579.00	205,149,579.00	78,933,303.61	193,371,838.21	94.3%	11,777,740.79
026005500100	Anambra State Physical Planning Board	530,000,000.00	530,000,000.00	99,243,691.81	185,075,513.89	34.9%	344,924,486.11
<b>025200000000</b>	<b>Ministry of Power &amp; Water Resources</b>	<b>395,711,583.00</b>	<b>395,711,583.00</b>	<b>104,658,717.80</b>	<b>286,931,579.11</b>	<b>72.5%</b>	<b>108,780,003.89</b>
025200100100	Ministry of Power & Water Resources	307,055,433.00	307,055,433.00	104,658,717.80	286,931,579.11	93.4%	20,123,853.89
025210300100	Rural Water Supply and Sanitation Agency(RUWASSA)	88,656,150.00	88,656,150.00	-	-	0.0%	88,656,150.00
<b>030000000000</b>	<b>Law &amp; Justice Sector</b>	<b>4,723,778,115.67</b>	<b>4,702,139,415.00</b>	<b>1,651,633,289.88</b>	<b>4,317,059,594.98</b>	<b>91.8%</b>	<b>385,079,820.02</b>
<b>031800000000</b>	<b>Judicial Service Commission</b>	<b>4,276,032,513.67</b>	<b>4,276,032,514.00</b>	<b>1,518,712,345.89</b>	<b>3,921,248,272.48</b>	<b>91.7%</b>	<b>354,784,241.52</b>
031801100100	Judicial Service Commission	66,367,841.00	66,367,841.00	28,867,302.91	65,421,457.41	98.6%	946,383.59
031805100100	High Court of Justice	4,209,664,672.67	4,209,664,673.00	1,489,845,042.98	3,855,826,815.07	91.6%	353,837,857.93
<b>032600000000</b>	<b>Ministry of Justice</b>	<b>447,745,602.00</b>	<b>426,106,901.00</b>	<b>132,920,943.99</b>	<b>395,811,322.50</b>	<b>92.9%</b>	<b>30,295,578.50</b>
032600100100	Ministry of Justice	447,745,602.00	426,106,901.00	132,920,943.99	395,811,322.50	92.9%	30,295,578.50
<b>050000000000</b>	<b>Social Sector</b>	<b>13,659,906,431.00</b>	<b>13,397,494,488.00</b>	<b>4,814,917,760.08</b>	<b>12,294,726,667.14</b>	<b>91.8%</b>	<b>1,102,767,820.86</b>
<b>051300000000</b>	<b>Ministry of Youths, Entrepreneurship &amp; Sport Development</b>	<b>111,991,335.00</b>	<b>111,991,335.00</b>	<b>44,309,051.80</b>	<b>108,763,168.31</b>	<b>97.1%</b>	<b>3,228,166.69</b>
051300100100	Ministry of Youths, Entrepreneurship & Sport Development	111,991,335.00	111,991,335.00	44,309,051.80	108,763,168.31	97.1%	3,228,166.69
<b>051400000000</b>	<b>Ministry of Social Welfare, Children &amp; Women Affairs</b>	<b>84,454,068.00</b>	<b>84,454,068.00</b>	<b>33,870,197.88</b>	<b>83,120,442.24</b>	<b>98.4%</b>	<b>1,333,625.76</b>
051400100100	Ministry of Social Welfare, Children & Women Affairs	84,454,068.00	84,454,068.00	33,870,197.88	83,120,442.24	98.4%	1,333,625.76
<b>051700000000</b>	<b>Ministry of Basic Education</b>	<b>10,032,003,614.00</b>	<b>10,032,003,614.00</b>	<b>3,828,036,082.28</b>	<b>9,491,991,840.69</b>	<b>94.6%</b>	<b>540,011,773.31</b>
051700100100	Ministry of Basic Education	249,210,480.00	249,210,480.00	98,323,845.56	244,260,286.57	98.0%	4,950,193.43
051700300100	Anambra State Universal Basic Education Board	20,601,499.00	20,601,499.00	4,699,764.75	18,799,059.00	91.3%	1,802,440.00
051700800100	Anambra State Library Board	88,545,906.00	88,545,906.00	-	-	0.0%	88,545,906.00
051700900100	Exam Development Centre	30,060,750.00	30,060,750.00	3,662,577.66	9,633,348.18	32.0%	20,427,401.82
051705100100	Post Primary School Service Commission PPSSC	9,643,584,979.00	9,643,584,979.00	3,721,349,894.31	9,219,299,146.94	95.6%	424,285,832.06
<b>052100000000</b>	<b>Ministry of Health</b>	<b>3,271,824,560.00</b>	<b>3,009,412,617.00</b>	<b>868,098,331.09</b>	<b>2,501,300,413.70</b>	<b>83.1%</b>	<b>508,112,203.30</b>
052100100100	Ministry of Health	1,525,551,185.00	1,525,551,185.00	425,647,105.04	1,351,976,737.09	88.6%	173,574,447.91
052102700100	Chukwuemeka Odumegwu Ojukwu University Teaching Hospital	577,500,000.00	315,088,057.00	81,936,363.75	81,936,363.75	26.0%	233,151,693.25
052110200100	State Hospital Management Board (SHMB)	1,168,773,375.00	1,168,773,375.00	360,514,862.30	1,067,387,312.86	91.3%	101,386,062.14
<b>053500000000</b>	<b>Ministry of Environment, Beautification &amp; Ecology</b>	<b>93,170,332.00</b>	<b>93,170,332.00</b>	<b>27,647,966.55</b>	<b>78,943,796.49</b>	<b>84.7%</b>	<b>14,226,535.51</b>
053500100100	Ministry of Environment, Beautification & Ecology	93,170,332.00	93,170,332.00	27,647,966.55	78,943,796.49	84.7%	14,226,535.51
<b>055100000000</b>	<b>Ministry of Local Government, Chieftaincy &amp; Community Affairs</b>	<b>33,292,190.00</b>	<b>33,292,190.00</b>	<b>12,956,130.48</b>	<b>30,607,005.71</b>	<b>91.9%</b>	<b>2,685,184.29</b>
055100100100	Ministry of Local Government, Chieftaincy & Community Affairs	33,292,190.00	33,292,190.00	12,956,130.48	30,607,005.71	91.9%	2,685,184.29
<b>057500000000</b>	<b>Anambra State Disability Rights Commission</b>	<b>33,170,332.00</b>	<b>33,170,332.00</b>	<b>-</b>	<b>-</b>	<b>0.0%</b>	<b>33,170,332.00</b>
057500100100	Anambra State Disability Rights Commission	33,170,332.00	33,170,332.00	-	-	0.0%	33,170,332.00

Table 6: Overhead Expenditure by Administrative Classification

## Anambra State Government Budget Performance Report 2024 Q4 - Overhead Expenditure by Administrative Classification

Code	Administrative Unit	2024 Original Budget	2024 Final Budget	2024 Q4 Performance	2024 Performance Year to Date (Q1-Q4)	% Performance Year to Date against 2024 Final Budget	Balance (against Final Budget)
	<b>Total Overhead Expenditure</b>	<b>33,601,058,539.52</b>	<b>34,232,993,025.27</b>	<b>2,074,616,023.61</b>	<b>8,134,360,383.71</b>	<b>23.8%</b>	<b>26,098,632,641.56</b>
<b>010000000000</b>	<b>Administration Sector</b>	<b>25,753,495,065.33</b>	<b>26,050,642,486.49</b>	<b>1,968,676,398.27</b>	<b>5,438,401,767.44</b>	<b>20.9%</b>	<b>20,612,240,719.05</b>
<b>011100000000</b>	<b>Office of the Executive Governor</b>	<b>21,319,678,525.95</b>	<b>21,321,074,448.11</b>	<b>1,147,393,620.46</b>	<b>3,289,637,570.44</b>	<b>15.4%</b>	<b>18,031,436,877.67</b>
011100100100	Office of the Executive Governor	20,599,881,590.00	20,599,881,587.91	1,070,321,528.78	2,915,987,009.41	14.2%	17,683,894,578.50
011100100200	Office of the Deputy Governor	217,406,295.01	217,406,295.01	93,027,444.07	201,450,604.13	92.7%	15,955,690.88
011100300100	Boundary Commission	7,245,000.00	7,245,000.00	4,032,702.52	7,092,871.54	97.9%	152,128.46
011101000100	Anambra Public Procurement AgencyAPPA	20,601,000.00	22,121,200.00	3,547,248.51	13,957,948.78	63.1%	8,163,251.22
011101800100	Anambra State Investment Promotion & Protection Agency	201,439,990.94	201,439,990.94	33,964,924.31	110,479,771.09	54.8%	90,960,219.85
011103300100	Anambra State Action Committee on AIDS -ANSACA	132,954,850.00	132,830,574.00	12,000,471.92	35,996,149.07	27.1%	96,834,424.93
011103800100	Christian Pilgrims Welfare Board	6,930,000.00	6,930,000.00	-	-	0.0%	6,930,000.00
011103800200	Muslim Pilgrims Welfare Board	6,867,000.00	6,867,000.00	-	-	0.0%	6,867,000.00
011105100100	Anambra State Small Business Agency -ASBA	6,867,000.00	6,867,000.00	-	2,260,917.01	32.9%	4,606,082.99
011118400100	Volunteer Service Agency	13,734,000.00	13,734,000.25	1,600,851.03	2,382,299.41	17.3%	11,351,700.84
011118500100	Greater Onitsha Development Agency	52,875,900.00	52,875,900.00	30,000.00	30,000.00	0.1%	52,845,900.00
011118500200	Greater Nnewi Development Agency	52,875,900.00	52,875,900.00	-	-	0.0%	52,875,900.00
<b>016100000000</b>	<b>Office of the Secretary to the StateGovernment</b>	<b>857,410,713.77</b>	<b>1,152,975,212.77</b>	<b>333,044,413.81</b>	<b>680,147,641.78</b>	<b>59.0%</b>	<b>472,827,570.99</b>
016100100100	Office of the Secretary to the StateGovernment	567,896,215.00	567,896,215.00	242,686,046.16	498,597,209.19	87.8%	69,299,005.81
016102100100	Liaison Office – Lagos	13,673,079.84	33,346,159.84	9,581,884.83	15,345,704.83	46.0%	18,000,455.01
016102100200	Liaison Office – Abuja	25,750,000.00	51,550,000.00	8,152,261.40	24,004,267.45	46.6%	27,545,732.55
016102200100	Ocha Brigade	250,091,418.93	500,182,837.93	72,624,221.42	142,200,460.31	28.4%	357,982,377.62
<b>011200000000</b>	<b>Anambra State House of Assembly</b>	<b>2,704,250,217.40</b>	<b>2,704,250,217.40</b>	<b>416,695,820.63</b>	<b>1,303,439,364.13</b>	<b>48.2%</b>	<b>1,400,810,853.27</b>
011200300100	Anambra State House of Assembly	2,704,250,217.40	2,704,250,217.40	416,695,820.63	1,303,439,364.13	48.2%	1,400,810,853.27
<b>012300000000</b>	<b>Ministry of Information and CommunicationStrategy</b>	<b>584,736,800.97</b>	<b>584,923,800.97</b>	<b>16,949,203.77</b>	<b>67,824,105.51</b>	<b>11.6%</b>	<b>517,099,695.46</b>
012300100100	Ministry of Information and CommunicationStrategy	13,722,410.00	13,722,410.00	3,306,942.14	6,822,833.44	49.7%	6,899,576.56
012300100200	Anambra State Sinage Agency - ANSAA	83,804,412.00	83,804,412.00	13,213,146.83	60,223,993.02	71.9%	23,580,418.98
012300300100	Anambra Broadcasting Service	485,100,000.00	485,100,000.00	-	-	0.0%	485,100,000.00
012300400100	Arts Council	291,478.97	291,478.97	-	-	0.0%	291,478.97
012301300100	Government Printing Press	818,500.00	1,005,500.00	429,114.80	777,279.05	77.3%	228,220.95
012305200100	Tourism Board	1,000,000.00	1,000,000.00	-	-	0.0%	1,000,000.00
012305500100	Anambra State Newspaper PrintingCorporation	-	0.00	-	-	0.0%	0.00
<b>012400000000</b>	<b>Ministry of Homeland Affairs</b>	<b>13,734,000.00</b>	<b>13,734,000.00</b>	<b>2,398,797.10</b>	<b>6,002,227.75</b>	<b>43.7%</b>	<b>7,731,772.25</b>
012400100100	Ministry of Homeland Affairs	13,734,000.00	13,734,000.00	2,398,797.10	6,002,227.75	43.7%	7,731,772.25
<b>012500000000</b>	<b>Office of the Head of Service</b>	<b>211,371,944.35</b>	<b>211,371,944.35</b>	<b>33,010,782.88</b>	<b>47,883,619.41</b>	<b>22.7%</b>	<b>163,488,324.94</b>
012500100100	Office of the Head of Service	211,371,944.35	211,371,944.35	33,010,782.88	47,883,619.41	22.7%	163,488,324.94
<b>014000000000</b>	<b>Office of the Auditor General (State)</b>	<b>13,151,650.00</b>	<b>13,151,650.00</b>	<b>3,350,655.45</b>	<b>8,508,036.57</b>	<b>64.7%</b>	<b>4,643,613.43</b>
014000100100	Office of the Auditor General (State)	6,867,000.00	6,867,000.00	2,447,978.21	5,463,359.46	79.6%	1,403,640.54
014000100200	Office of the Auditor General (Local Government)	6,284,650.00	6,284,650.00	902,677.24	3,044,677.11	48.4%	3,239,972.89
<b>014700000000</b>	<b>Civil Service Commission</b>	<b>17,327,165.00</b>	<b>17,327,165.00</b>	<b>10,126,030.21</b>	<b>15,710,050.27</b>	<b>90.7%</b>	<b>1,617,114.73</b>
014700100100	Civil Service Commission	17,327,165.00	17,327,165.00	10,126,030.21	15,710,050.27	90.7%	1,617,114.73
<b>014800000000</b>	<b>Anambra State Independent Electoral Commission</b>	<b>18,100,047.90</b>	<b>18,100,047.90</b>	<b>3,997,794.88</b>	<b>13,249,151.58</b>	<b>73.2%</b>	<b>4,850,896.32</b>
014800100100	Anambra State Independent Electoral Commission	18,100,047.90	18,100,047.90	3,997,794.88	13,249,151.58	73.2%	4,850,896.32
<b>017000000000</b>	<b>Ministry of Special Duties</b>	<b>13,734,000.00</b>	<b>13,734,000.00</b>	<b>1,709,279.08</b>	<b>6,000,000.00</b>	<b>43.7%</b>	<b>7,734,000.00</b>
017000100100	Ministry of Special Duties	13,734,000.00	13,734,000.00	1,709,279.08	6,000,000.00	43.7%	7,734,000.00
<b>020000000000</b>	<b>Economic Sector</b>	<b>1,526,985,362.72</b>	<b>1,530,847,103.95</b>	<b>440,562,143.51</b>	<b>697,426,942.72</b>	<b>45.6%</b>	<b>833,420,161.23</b>
<b>021500000000</b>	<b>Ministry of Agriculture, Mechanization , Processing &amp; Expor</b>	<b>66,698,115.93</b>	<b>67,250,365.93</b>	<b>8,729,389.66</b>	<b>19,936,312.35</b>	<b>29.6%</b>	<b>47,314,053.58</b>
021500100100	Ministry of Agriculture, Mechanization , Processing & Export	15,120,700.00	15,672,950.00	5,075,254.32	10,304,246.17	65.7%	5,368,703.83
021501700100	Fisheries and Aquaculture DevelopmentAgency	40,754,868.00	40,754,868.00	1,233,112.28	4,799,825.49	11.8%	35,955,042.51
021510200200	Agricultural Development Project	10,822,547.93	10,822,547.93	2,421,023.06	4,832,240.69	44.6%	5,990,307.24

Code	Administrative Unit	2024 Original Budget	2024 Final Budget	2024 Q4 Performance	2024 Performance Year to Date (Q1-Q4)	% Performance Year to Date against 2024 Final Budget	Balance (against Final Budget)
<b>022000000000</b>	<b>Ministry of Finance</b>	<b>1,005,131,244.97</b>	<b>1,005,131,245.00</b>	<b>336,490,181.76</b>	<b>430,591,245.61</b>	<b>42.8%</b>	<b>574,539,999.39</b>
022000100100	Ministry of Finance	24,375,405.88	24,375,406.00	5,237,778.50	17,579,823.50	72.1%	6,795,582.50
022000700100	Office of the Accountant General	881,017,319.33	881,017,319.00	306,056,597.00	323,882,918.55	36.8%	557,134,400.45
022000800100	Anambra State Internal Revenue Service	99,738,519.76	99,738,520.00	25,195,806.26	89,128,503.56	89.4%	10,610,016.44
<b>022200000000</b>	<b>Ministry of Trade, Commerce, Markets &amp; Wealth Creation</b>	<b>26,554,500.01</b>	<b>26,554,500.00</b>	<b>5,745,401.00</b>	<b>14,382,557.26</b>	<b>54.2%</b>	<b>12,171,942.74</b>
022200100100	Ministry of Trade, Commerce, Markets & Wealth Creation	19,687,500.01	19,687,500.00	5,745,401.00	14,382,557.26	73.1%	5,304,942.74
022200100200	Anambra State Industrial Development Agency	6,867,000.00	6,867,000.00	-	-	0.0%	6,867,000.00
<b>023200000000</b>	<b>Ministry of Petroleum and Mineral Resources</b>	<b>13,622,697.58</b>	<b>13,622,697.58</b>	<b>2,734,865.48</b>	<b>7,093,750.94</b>	<b>52.1%</b>	<b>6,528,946.64</b>
023200100100	Ministry of Petroleum and Mineral Resources	13,622,697.58	13,622,697.58	2,734,865.48	7,093,750.94	52.1%	6,528,946.64
<b>022900000000</b>	<b>Ministry of Transport</b>	<b>39,182,632.00</b>	<b>39,182,632.00</b>	<b>14,334,849.32</b>	<b>33,161,758.50</b>	<b>84.6%</b>	<b>6,020,873.50</b>
022900100100	Ministry of Transport	12,600,000.00	12,600,000.00	3,732,627.96	7,687,177.96	61.0%	4,912,822.04
022905500100	Anambra State Transport Management Agency - ATMA	26,582,632.00	26,582,632.00	10,602,221.36	25,474,580.54	95.8%	1,108,051.46
<b>023400000000</b>	<b>Ministry of Works</b>	<b>48,790,941.82</b>	<b>48,790,942.00</b>	<b>23,056,336.52</b>	<b>36,511,421.59</b>	<b>74.8%</b>	<b>12,279,520.41</b>
023400100100	Ministry of Works	13,770,941.82	13,770,942.00	4,892,941.19	12,208,019.81	88.7%	1,562,922.19
023405400100	Anambra State Road Maintenance Agency	35,020,000.00	35,020,000.00	18,163,395.33	24,303,401.78	69.4%	10,716,598.22
<b>023600000000</b>	<b>Ministry of Culture, Entertainment &amp; Tourism</b>	<b>12,167,366.95</b>	<b>12,486,280.78</b>	<b>831,311.50</b>	<b>4,826,089.09</b>	<b>38.7%</b>	<b>7,660,191.69</b>
023600100100	Ministry of Culture, Entertainment & Tourism	12,167,366.95	12,486,280.78	831,311.50	4,826,089.09	38.7%	7,660,191.69
<b>023800000000</b>	<b>Ministry of Budget &amp; Economic Planning</b>	<b>23,815,357.16</b>	<b>23,815,357.00</b>	<b>4,804,580.75</b>	<b>15,811,988.75</b>	<b>66.4%</b>	<b>8,003,368.25</b>
023800100100	Ministry of Budget & Economic Planning	16,615,357.16	16,615,357.00	3,615,889.50	12,223,119.75	73.6%	4,392,237.25
023800400100	State Bureau of Statistics	7,200,000.00	7,200,000.00	1,188,691.25	3,588,869.00	49.8%	3,611,131.00
<b>025300000000</b>	<b>Ministry of Housing</b>	<b>29,434,000.00</b>	<b>29,434,000.00</b>	<b>5,305,318.47</b>	<b>13,044,642.93</b>	<b>44.3%</b>	<b>16,389,357.07</b>
025300100100	Ministry of Housing	12,600,000.00	12,600,000.00	2,117,805.64	6,702,003.39	53.2%	5,897,996.61
025300100200	Hydrofoam Agency	16,834,000.00	16,834,000.00	3,187,512.83	6,342,639.54	37.7%	10,491,360.46
<b>026000000000</b>	<b>Ministry of Lands</b>	<b>212,568,147.99</b>	<b>211,667,689.88</b>	<b>30,018,446.15</b>	<b>101,082,552.81</b>	<b>47.8%</b>	<b>110,585,137.07</b>
026000100100	Ministry of Lands	14,416,110.00	14,416,110.00	4,813,751.81	13,089,472.50	90.8%	1,326,637.50
026005500100	Anambra State Physical Planning Board	198,152,037.99	197,251,579.88	25,204,694.34	87,993,080.31	44.6%	109,258,499.57
<b>025200000000</b>	<b>Ministry of Power &amp; Water Resources</b>	<b>49,020,358.31</b>	<b>52,911,393.78</b>	<b>8,511,462.90</b>	<b>20,984,622.89</b>	<b>39.7%</b>	<b>31,926,770.89</b>
025200100100	Ministry of Power & Water Resources	13,360,984.71	13,360,984.71	4,781,848.66	11,180,668.16	83.7%	2,180,316.55
025200800100	Anambra State Fire Service	6,500,000.00	7,184,942.27	426,000.00	3,426,000.00	47.7%	3,758,942.27
025210300100	Rural Water Supply and Sanitation Agency(RUWASSA)	7,979,189.59	11,185,282.79	3,303,614.24	6,377,954.73	57.0%	4,807,328.06
025210400100	Anambra State Urban Water Assets Holdings Corporation	21,180,184.00	21,180,184.00	-	-	0.0%	21,180,184.00
<b>030000000000</b>	<b>Law &amp; Justice Sector</b>	<b>206,773,220.25</b>	<b>231,118,754.00</b>	<b>80,042,124.32</b>	<b>187,635,009.58</b>	<b>81.2%</b>	<b>43,483,744.42</b>
<b>031800000000</b>	<b>Judicial Service Commission</b>	<b>190,303,186.77</b>	<b>190,303,205.00</b>	<b>50,564,957.78</b>	<b>149,275,866.84</b>	<b>78.4%</b>	<b>41,027,338.16</b>
031801100100	Judicial Service Commission	6,566,613.57	6,566,632.00	2,428,112.75	5,266,968.98	80.2%	1,299,663.02
031805100100	High Court of Justice	183,736,573.20	183,736,573.00	48,136,845.03	144,008,897.86	78.4%	39,727,675.14
<b>032600000000</b>	<b>Ministry of Justice</b>	<b>16,470,033.48</b>	<b>40,815,549.00</b>	<b>29,477,166.54</b>	<b>38,359,142.74</b>	<b>94.0%</b>	<b>2,456,406.26</b>
032600100100	Ministry of Justice	14,970,033.48	39,315,549.00	28,977,166.54	37,159,142.74	94.5%	2,156,406.26
032600300100	Legal Aid Council	1,500,000.00	1,500,000.00	500,000.00	1,200,000.00	80.0%	300,000.00
<b>040000000000</b>	<b>Regional Sector</b>	<b>154,618,900.01</b>	<b>198,303,947.35</b>	<b>35,979,392.61</b>	<b>100,016,854.07</b>	<b>50.4%</b>	<b>98,287,093.28</b>
<b>043700000000</b>	<b>Awka Capital Territory Development Authority - ACTDA</b>	<b>154,618,900.01</b>	<b>198,303,947.35</b>	<b>35,979,392.61</b>	<b>100,016,854.07</b>	<b>50.4%</b>	<b>98,287,093.28</b>
043700100100	Awka Capital Territory Development Authority - ACTDA	154,618,900.01	198,303,947.35	35,979,392.61	100,016,854.07	50.4%	98,287,093.28
<b>050000000000</b>	<b>Social Sector</b>	<b>5,959,185,991.22</b>	<b>6,222,080,733.48</b>	<b>450,644,035.10</b>	<b>1,710,879,809.90</b>	<b>27.5%</b>	<b>4,511,200,923.58</b>
<b>051300000000</b>	<b>Ministry of Youths, Entrepreneurship &amp; Sport Development</b>	<b>86,230,126.50</b>	<b>86,230,127.00</b>	<b>7,378,625.77</b>	<b>15,961,796.41</b>	<b>18.5%</b>	<b>70,268,330.59</b>
051300100100	Ministry of Youths, Entrepreneurship & Sport Development	12,730,126.50	12,730,127.00	4,068,139.67	8,958,710.31	70.4%	3,771,416.69
051300100200	Sport Development Commission	31,500,000.00	31,500,000.00	3,310,486.10	7,003,086.10	22.2%	24,496,913.90
051300300100	National Youth Service Corp – NYSC	42,000,000.00	42,000,000.00	-	-	0.0%	42,000,000.00
<b>051400000000</b>	<b>Ministry of Social Welfare, Children &amp; Women Affairs</b>	<b>15,320,080.00</b>	<b>15,777,880.00</b>	<b>3,902,110.11</b>	<b>7,322,273.10</b>	<b>46.4%</b>	<b>8,455,606.90</b>
051400100100	Ministry of Social Welfare, Children & Women Affairs	6,965,230.00	7,423,030.00	2,680,110.11	5,800,273.10	78.1%	1,622,756.90
051405400100	Model Motherless Babies Home	8,354,850.00	8,354,850.00	1,222,000.00	1,522,000.00	18.2%	6,832,850.00
<b>051700000000</b>	<b>Ministry of Basic Education</b>	<b>361,235,884.01</b>	<b>361,235,883.60</b>	<b>8,711,958.41</b>	<b>143,510,047.89</b>	<b>39.7%</b>	<b>217,725,835.71</b>

Code	Administrative Unit	2024 Original Budget	2024 Final Budget	2024 Q4 Performance	2024 Performance Year to Date (Q1-Q4)	% Performance Year to Date against 2024 Final Budget	Balance (against Final Budget)
051700100100	Ministry of Basic Education	12,470,000.00	12,470,000.00	2,294,982.83	7,253,604.58	58.2%	5,216,395.42
051700300100	Anambra State Universal Basic Education Board	103,082,815.66	103,082,815.00	30,851,204.04	74,555,937.75	72.3%	28,526,877.25
051700800100	Anambra State Library Board	133,720,601.25	133,720,601.00	54,069,283.37	35,266,488.88	26.4%	98,454,112.12
051700900100	Exam Development Centre	19,726,360.10	19,726,360.10	2,509,000.00	4,350,000.00	22.1%	15,376,360.10
051702300100	Special Education Centre Isulo	12,000,000.00	12,000,000.00	2,100,000.00	5,936,000.00	49.5%	6,064,000.00
051702400100	Special Education Centre Umuchu	7,500,000.00	7,500,000.00	1,503,009.86	6,005,883.56	80.1%	1,494,116.44
051702400200	Special Education Center Onitsha	3,000,000.00	3,000,000.00	601,050.00	2,411,240.00	80.4%	588,760.00
051702500100	Adult & Non Formal Education Agency	5,551,969.50	5,551,969.50	2,392,058.23	3,230,893.12	58.2%	2,321,076.38
051702600100	Urban Girls Secondary School Ekwulobia	175,000.00	175,000.00	-	-	0.0%	175,000.00
051702600200	Girls Sec. School, Igboukwu	175,000.00	175,000.00	-	-	0.0%	175,000.00
051702600300	Community Secondary School, Isuofia	175,000.00	175,000.00	-	-	0.0%	175,000.00
051702600400	Aguata High School, Aguata	175,000.00	175,000.00	-	-	0.0%	175,000.00
051702600500	Girls' High School, Uga	175,000.00	175,000.00	-	-	0.0%	175,000.00
051702600600	Uga Boys' Secondary School, Uga	175,000.00	175,000.00	-	-	0.0%	175,000.00
051702600700	Community Secondary School, Uga	175,000.00	175,000.00	-	-	0.0%	175,000.00
051702600800	Pioneer Secondary School (Gss) Umuchu	175,000.00	175,000.00	-	-	0.0%	175,000.00
051702600900	Community Secondary School, Umuchu	175,000.00	175,000.00	-	-	0.0%	175,000.00
051702601000	Umuchu High School, Umuchu	175,000.00	175,000.00	-	-	0.0%	175,000.00
051702601100	Government Technical College, Umuchu	175,000.00	175,000.00	-	-	0.0%	175,000.00
051702601200	St. Peter'S Secondary School, Achina	175,000.00	175,000.00	-	-	0.0%	175,000.00
051702601300	Girls' Secondary School, Achina	175,000.00	175,000.00	-	-	0.0%	175,000.00
051702601400	Community Secondary School, Nkpologwu	175,000.00	175,000.00	-	-	0.0%	175,000.00
051702601500	Community Secondary School, Oraeri	175,000.00	175,000.00	-	-	0.0%	175,000.00
051702601600	Community Secondary School, Aguluezechukwu	175,000.00	175,000.00	-	-	0.0%	175,000.00
051702601700	Community Secondary School, Akpo	175,000.00	175,000.00	-	-	0.0%	175,000.00
051702601800	Christ The Redeemer College, Amesi	175,000.00	175,000.00	-	-	0.0%	175,000.00
051702601900	Community Secondary School, Igboukwu(Bss)	175,000.00	175,000.00	-	-	0.0%	175,000.00
051702602000	Community Secondary School, (Bss)Ezinifite	175,000.00	175,000.00	-	-	0.0%	175,000.00
051702602100	Girls' Secondary School, Ezinifite.	175,000.00	175,000.00	-	-	0.0%	175,000.00
051702602200	Community High School, Nanka	175,000.00	175,000.00	-	-	0.0%	175,000.00
051702602300	Community Secondary School, Nanka	175,000.00	175,000.00	-	-	0.0%	175,000.00
051702602400	Community Secondary School, Oko	175,000.00	175,000.00	-	-	0.0%	175,000.00
051702602500	Community Secondary School, Ndikelionwu	175,000.00	175,000.00	-	-	0.0%	175,000.00
051702602600	Community Secondary School, Ndiowu	175,000.00	175,000.00	-	-	0.0%	175,000.00
051702602700	Community Secondary School, Ufuma	175,000.00	175,000.00	-	-	0.0%	175,000.00
051702602800	Community Secondary School, EnugwuaborUfuma	175,000.00	175,000.00	-	-	0.0%	175,000.00
051702602900	Community Secondary School, Awgbu	175,000.00	175,000.00	-	-	0.0%	175,000.00
051702603000	Community High School, Awgbu	175,000.00	175,000.00	-	-	0.0%	175,000.00
051702603100	Awgbu Grammar School, Awgbu	175,000.00	175,000.00	-	-	0.0%	175,000.00
051702603200	Community Secondary School, Ajali	175,000.00	175,000.00	-	-	0.0%	175,000.00
051702603300	Community Secondary School, Omogho	175,000.00	175,000.00	-	-	0.0%	175,000.00
051702603400	Community Secondary School, Awa.	175,000.00	175,000.00	-	-	0.0%	175,000.00
051702603500	All Saints Secondary School, Umunze	175,000.00	175,000.00	-	-	0.0%	175,000.00
051702603600	Community High School Umunze	175,000.00	175,000.00	-	-	0.0%	175,000.00
051702603700	Government Technical College, Umunze	175,000.00	175,000.00	-	-	0.0%	175,000.00
051702603800	Community Secondary School, Ihite	175,000.00	175,000.00	-	-	0.0%	175,000.00
051702603900	Community High School, Nawfija	175,000.00	175,000.00	-	-	0.0%	175,000.00
051702604000	New Bethel Secondary School, Isulo	175,000.00	175,000.00	-	-	0.0%	175,000.00
051702604100	Victory High School, Ezira	175,000.00	175,000.00	-	-	0.0%	175,000.00
051702604200	Premier Secondary School (Bss) Ogbunka	175,000.00	175,000.00	-	-	0.0%	175,000.00

Code	Administrative Unit	2024 Original Budget	2024 Final Budget	2024 Q4 Performance	2024 Performance Year to Date (Q1-Q4)	% Performance Year to Date against 2024 Final Budget	Balance (against Final Budget)
051702604300	Girls' Secondary School, Ogbunka	175,000.00	175,000.00	-	-	0.0%	175,000.00
051702604400	Union Secondary School, Owerrezukala	175,000.00	175,000.00	-	-	0.0%	175,000.00
051702604500	Community Secondary School,Owerrezukala	175,000.00	175,000.00	-	-	0.0%	175,000.00
051702604600	Community High School, Ogboji	175,000.00	175,000.00	-	-	0.0%	175,000.00
051702604700	Union Secondary School, Umuomaku	175,000.00	175,000.00	-	-	0.0%	175,000.00
051702604800	St. John Of God Secondary School, Awka	175,000.00	175,000.00	-	-	0.0%	175,000.00
051702604900	Igwebuik Grammar School, Awka	175,000.00	175,000.00	-	-	0.0%	175,000.00
051702605000	Girls' Secondary School, Awka	175,000.00	175,000.00	-	-	0.0%	175,000.00
051702605100	Community Secondary School, Umuokpu	175,000.00	175,000.00	-	-	0.0%	175,000.00
051702605200	Capital City Secondary School, Awka	175,000.00	175,000.00	-	-	0.0%	175,000.00
051702605300	Kenneth Dike Memorial Secondary School,Awka	175,000.00	175,000.00	-	-	0.0%	175,000.00
051702605400	Ezi-Awka Community Secondary School,Awka	175,000.00	175,000.00	-	-	0.0%	175,000.00
051702605500	Community Secondary School, Okpuno	175,000.00	175,000.00	-	-	0.0%	175,000.00
051702605600	Nneoma Community Secondary School,Nibo	175,000.00	175,000.00	-	-	0.0%	175,000.00
051702605700	Community Secondary School, Mbaukwu	175,000.00	175,000.00	-	-	0.0%	175,000.00
051702605800	Emeka Aghasili High School, Nise	175,000.00	175,000.00	-	-	0.0%	175,000.00
051702605900	Community Secondary School, Agulu Awka	175,000.00	175,000.00	-	-	0.0%	175,000.00
051702606000	Community Secondary School, Amawbia	175,000.00	175,000.00	-	-	0.0%	175,000.00
051702606100	Union Secondary School, Umuawulu	175,000.00	175,000.00	-	-	0.0%	175,000.00
051702606200	Union Secondary School, Amawbia	175,000.00	175,000.00	-	-	0.0%	175,000.00
051702606300	Ezike High School, Nibo	175,000.00	175,000.00	-	-	0.0%	175,000.00
051702606400	Holy Cross High School, Umuawulu	175,000.00	175,000.00	-	-	0.0%	175,000.00
051702606500	Community Secondary School, Isiagu.	175,000.00	175,000.00	-	-	0.0%	175,000.00
051702606600	Community Secondary School, Amansea	175,000.00	175,000.00	-	-	0.0%	175,000.00
051702606700	Community Secondary School, Isuanaocha	175,000.00	175,000.00	-	-	0.0%	175,000.00
051702606800	Community Secondary School, Ebenebe	175,000.00	175,000.00	-	-	0.0%	175,000.00
051702606900	Community Secondary School, Mgbakwu	175,000.00	175,000.00	-	-	0.0%	175,000.00
051702607000	Community Secondary School, Achalla	175,000.00	175,000.00	-	-	0.0%	175,000.00
051702607100	Community Secondary School, Amanuke	175,000.00	175,000.00	-	-	0.0%	175,000.00
051702607200	Community Secondary School, Urum	175,000.00	175,000.00	-	-	0.0%	175,000.00
051702607300	Community S3Condary School, Oba-Ofemili	175,000.00	175,000.00	-	-	0.0%	175,000.00
051702607400	Girls High School, Agulu	175,000.00	175,000.00	-	-	0.0%	175,000.00
051702607500	Flora Azikiwe Model ComprehensiveSecondary School, Neni	175,000.00	175,000.00	-	-	0.0%	175,000.00
051702607600	Loretto Special Sci. Sch. Adazi Nnukwu	175,000.00	175,000.00	-	-	0.0%	175,000.00
051702607700	Community Secondary School, Obeledu	175,000.00	175,000.00	-	-	0.0%	175,000.00
051702607800	Community Secondary School, Ichida	175,000.00	175,000.00	-	-	0.0%	175,000.00
051702607900	Community High School, Aguluzigbo	175,000.00	175,000.00	-	-	0.0%	175,000.00
051702608000	Bubendorff Memorial Grammar School,Adazi Nnukwu	175,000.00	175,000.00	-	-	0.0%	175,000.00
051702608100	Community Secondary School, Agulu	175,000.00	175,000.00	-	-	0.0%	175,000.00
051702608200	Ojiakor Memorial Grammar School, Adazi-Ani	175,000.00	175,000.00	-	-	0.0%	175,000.00
051702608300	Union Secondary School, Agulu	175,000.00	175,000.00	-	-	0.0%	175,000.00
051702608400	Community High School, Adazi	175,000.00	175,000.00	-	-	0.0%	175,000.00
051702608500	Community High School, Akwaeze	175,000.00	175,000.00	-	-	0.0%	175,000.00
051702608600	Agulu Grazmmar School, Agulu	175,000.00	175,000.00	-	-	0.0%	175,000.00
051702608700	Lake City Secondary School, Nri	175,000.00	175,000.00	-	-	0.0%	175,000.00
051702608800	Girls Secondary School, Adazi-Nnukwu	175,000.00	175,000.00	-	-	0.0%	175,000.00
051702608900	Regal Secondary School, Nri	175,000.00	175,000.00	-	-	0.0%	175,000.00
051702609000	St. Mary'S High School, Ifitedunu	175,000.00	175,000.00	-	-	0.0%	175,000.00
051702609100	Walter Eze Memorial SecondarySchool,(Bss) Ukpo	175,000.00	175,000.00	-	-	0.0%	175,000.00
051702609200	Community Secondary School, Umunachi	175,000.00	175,000.00	-	-	0.0%	175,000.00

Code	Administrative Unit	2024 Original Budget	2024 Final Budget	2024 Q4 Performance	2024 Performance Year to Date (Q1-Q4)	% Performance Year to Date against 2024 Final Budget	Balance (against Final Budget)
051702609300	Nneamaka Secondary School, Ifitedunu	175,000.00	175,000.00	-	-	0.0%	175,000.00
051702609400	Community Girls' Secondary School, Ukp	175,000.00	175,000.00	-	-	0.0%	175,000.00
051702609500	Community Secondary School, Ukwulu	175,000.00	175,000.00	-	-	0.0%	175,000.00
051702609600	St Kizito Girls' Secondary School, Umudioka	175,000.00	175,000.00	-	-	0.0%	175,000.00
051702609700	Community High School, Nawgu.	175,000.00	175,000.00	-	-	0.0%	175,000.00
051702609800	Comprehensive Secondary School, Nawfia	175,000.00	175,000.00	-	-	0.0%	175,000.00
051702609900	Girls' Secondary School, Abagana	175,000.00	175,000.00	-	-	0.0%	175,000.00
051702610000	Nnamdi Azikiwe Secondary School, Abagana	175,000.00	175,000.00	-	-	0.0%	175,000.00
051702610100	Ide Secondary School, Enugu Ukwu	175,000.00	175,000.00	-	-	0.0%	175,000.00
051702610200	St. Michael'S Model ComprehensiveSecondary School, Nimo	175,000.00	175,000.00	-	-	0.0%	175,000.00
051702610300	Gilrs' Secondary School, Nimo	175,000.00	175,000.00	-	-	0.0%	175,000.00
051702610400	Community Secondary School, Abba	175,000.00	175,000.00	-	-	0.0%	175,000.00
051702610500	Girls' Secondary School, Enugu Agidi.	175,000.00	175,000.00	-	-	0.0%	175,000.00
051702610600	Nawfia Community Secondary School, Nawfia	175,000.00	175,000.00	-	-	0.0%	175,000.00
051702610700	Okutalukwe Community Secondary School, Enugu Ukwu.	175,000.00	175,000.00	-	-	0.0%	175,000.00
051702610800	Government Technical College, Enugwu-Agidi	175,000.00	175,000.00	-	-	0.0%	175,000.00
051702610900	Girls' Sec. School, Nnewi	175,000.00	175,000.00	-	-	0.0%	175,000.00
051702611000	Maria Regina Model Comprehensive Sec.School Nnewi	175,000.00	175,000.00	-	-	0.0%	175,000.00
051702611100	Nnewi High School, Nnewi	175,000.00	175,000.00	-	-	0.0%	175,000.00
051702611200	Nigerian Sci & Tech. College, Nnewi	175,000.00	175,000.00	-	-	0.0%	175,000.00
051702611300	Women Education Centre, Nnewi	175,000.00	175,000.00	-	-	0.0%	175,000.00
051702611400	Community Secondary School, Nnewichi	175,000.00	175,000.00	-	-	0.0%	175,000.00
051702611500	Akaboezem Comm. Sec. School, Nnewi	175,000.00	175,000.00	-	-	0.0%	175,000.00
051702611600	Okongwu Memo Grammar School Nnewi.	175,000.00	175,000.00	-	-	0.0%	175,000.00
051702611700	Union Secondary School, Amichi (Bss)	175,000.00	175,000.00	-	-	0.0%	175,000.00
051702611800	Comm. Secondary School, Amichi	175,000.00	175,000.00	-	-	0.0%	175,000.00
051702611900	Community Secondary School, Azigbo	175,000.00	175,000.00	-	-	0.0%	175,000.00
051702612000	Comm. Sec. School, Ebenato	175,000.00	175,000.00	-	-	0.0%	175,000.00
051702612100	Comm. Secondary School, Ekwulumili	175,000.00	175,000.00	-	-	0.0%	175,000.00
051702612200	Comm. High School, Ezinifite	175,000.00	175,000.00	-	-	0.0%	175,000.00
051702612300	Awo-Ezimuzo Comm. Sec. School Ezinifite	175,000.00	175,000.00	-	-	0.0%	175,000.00
051702612400	Boys' High School, Osumenyi	175,000.00	175,000.00	-	-	0.0%	175,000.00
051702612500	Comm. High School, Osumenyi	175,000.00	175,000.00	-	-	0.0%	175,000.00
051702612600	Comm. Secondary School, Ukp	175,000.00	175,000.00	-	-	0.0%	175,000.00
051702612700	Girls' High School, Ukp	175,000.00	175,000.00	-	-	0.0%	175,000.00
051702612800	Unubi Boys' Secondary School Unubi	175,000.00	175,000.00	-	-	0.0%	175,000.00
051702612900	St. Johnbosco Sec. Sch. Unubi	175,000.00	175,000.00	-	-	0.0%	175,000.00
051702613000	Utuh High School Utuh	175,000.00	175,000.00	-	-	0.0%	175,000.00
051702613100	Govt. Technical College Utuh	175,000.00	175,000.00	-	-	0.0%	175,000.00
051702613200	Comm. Sec. School, Akwaihedi	175,000.00	175,000.00	-	-	0.0%	175,000.00
051702613300	Comm. Secondary School, Ichi	175,000.00	175,000.00	-	-	0.0%	175,000.00
051702613400	Union Secondary School, Ichi	175,000.00	175,000.00	-	-	0.0%	175,000.00
051702613500	Comm. Secondary School, Ihembosi	175,000.00	175,000.00	-	-	0.0%	175,000.00
051702613600	Boys' Secondary School, Oraifite	175,000.00	175,000.00	-	-	0.0%	175,000.00
051702613700	Girls' Secondary School, Oraifite	175,000.00	175,000.00	-	-	0.0%	175,000.00
051702613800	Comm. Secondary School, Ozubulu	175,000.00	175,000.00	-	-	0.0%	175,000.00
051702613900	Girls' Secondary School, Ozubulu	175,000.00	175,000.00	-	-	0.0%	175,000.00
051702614000	Zixton Secondary School, Ozubulu	175,000.00	175,000.00	-	-	0.0%	175,000.00
051702614100	Comm. High School, Amorka	175,000.00	175,000.00	-	-	0.0%	175,000.00
051702614200	Comm. Secondary School, Azia	175,000.00	175,000.00	-	-	0.0%	175,000.00

Code	Administrative Unit	2024 Original Budget	2024 Final Budget	2024 Q4 Performance	2024 Performance Year to Date (Q1-Q4)	% Performance Year to Date against 2024 Final Budget	Balance (against Final Budget)
051702614300	St. Anthony'S Secondary School, Azia	175,000.00	175,000.00	-	-	0.0%	175,000.00
051702614400	Abbot Boys' Secondary School, Ihiala	175,000.00	175,000.00	-	-	0.0%	175,000.00
051702614500	Abbot Girls' Sec. Sch Ihiala	175,000.00	175,000.00	-	-	0.0%	175,000.00
051702614600	Govt. Technical College, Ihiala	175,000.00	175,000.00	-	-	0.0%	175,000.00
051702614700	St. Jude'S Secondary School, Ihiala	175,000.00	175,000.00	-	-	0.0%	175,000.00
051702614800	Comm. Secondary School, Isseke	175,000.00	175,000.00	-	-	0.0%	175,000.00
051702614900	Comm. Secondary School, Lilu	175,000.00	175,000.00	-	-	0.0%	175,000.00
051702615000	Communtiy Secondary School Mbosi	175,000.00	175,000.00	-	-	0.0%	175,000.00
051702615100	Union Secondary School, Okija	175,000.00	175,000.00	-	-	0.0%	175,000.00
051702615200	Okija Grammar School, Okija	175,000.00	175,000.00	-	-	0.0%	175,000.00
051702615300	Comm. Secondary School, Orsumoghu	175,000.00	175,000.00	-	-	0.0%	175,000.00
051702615400	Girls' Secondary School, Uli	175,000.00	175,000.00	-	-	0.0%	175,000.00
051702615500	Uli High School, Uli	175,000.00	175,000.00	-	-	0.0%	175,000.00
051702615600	Comm. Hgih School, Umuoma Uli	175,000.00	175,000.00	-	-	0.0%	175,000.00
051702615700	Notre Dame High School, Abatete	175,000.00	175,000.00	-	-	0.0%	175,000.00
051702615800	Girls' Secondary School, Abatete	175,000.00	175,000.00	-	-	0.0%	175,000.00
051702615900	Comm. Secondary School, Eziowelle	175,000.00	175,000.00	-	-	0.0%	175,000.00
051702616000	Comm. Secondary School, Ideani	175,000.00	175,000.00	-	-	0.0%	175,000.00
051702616100	Govt. Technical College, Nkpor	175,000.00	175,000.00	-	-	0.0%	175,000.00
051702616200	Urban Secondary School, Nkpor	175,000.00	175,000.00	-	-	0.0%	175,000.00
051702616300	Comm. Secondary School, Obosi	175,000.00	175,000.00	-	-	0.0%	175,000.00
051702616400	Girls' Secondary School, Obosi (Union Sec.Sch. Obosi)	175,000.00	175,000.00	-	-	0.0%	175,000.00
051702616500	Boys' Secondary School, Ogidi	175,000.00	175,000.00	-	-	0.0%	175,000.00
051702616600	Girls' Secondary School, Ogidi	175,000.00	175,000.00	-	-	0.0%	175,000.00
051702616700	Comm. Secondary School, Oraukwu	175,000.00	175,000.00	-	-	0.0%	175,000.00
051702616800	Oraukwu Grammar School, Oraukwu	175,000.00	175,000.00	-	-	0.0%	175,000.00
051702616900	Comm. Secondary School, Uke	175,000.00	175,000.00	-	-	0.0%	175,000.00
051702617000	Mater Amabilis Sec.Sch, Umuoji	175,000.00	175,000.00	-	-	0.0%	175,000.00
051702617100	Community Secondary School,Umuoji	175,000.00	175,000.00	-	-	0.0%	175,000.00
051702617200	Awada Secondary School, Awada.	175,000.00	175,000.00	-	-	0.0%	175,000.00
051702617300	St. John Secondary School, Akwa-Ukwu	175,000.00	175,000.00	-	-	0.0%	175,000.00
051702617400	St. John'S Science & Technical, Alor	175,000.00	175,000.00	-	-	0.0%	175,000.00
051702617500	Girls' Secondary School, Alor	175,000.00	175,000.00	-	-	0.0%	175,000.00
051702617600	Girls Secondary School, Awka-Etiti	175,000.00	175,000.00	-	-	0.0%	175,000.00
051702617700	St. Joseph'S Secondary School, Awka-Etiti	175,000.00	175,000.00	-	-	0.0%	175,000.00
051702617800	Our Lady'S Secondary School, Nnobi	175,000.00	175,000.00	-	-	0.0%	175,000.00
051702617900	Comm. Secondary School, Nnobi	175,000.00	175,000.00	-	-	0.0%	175,000.00
051702618000	Community Secondary School, Nnokwa	175,000.00	175,000.00	-	-	0.0%	175,000.00
051702618100	Unity Sec. School Nnokwa	175,000.00	175,000.00	-	-	0.0%	175,000.00
051702618200	Girls' Secondary School, Oba	175,000.00	175,000.00	-	-	0.0%	175,000.00
051702618300	Merchant Of Light Sec Sch, Oba	175,000.00	175,000.00	-	-	0.0%	175,000.00
051702618400	Boy's Sec. School, Ojoto	175,000.00	175,000.00	-	-	0.0%	175,000.00
051702618500	Girls' Secondary School, Ojoto	175,000.00	175,000.00	-	-	0.0%	175,000.00
051702618600	Comm. Sec Schol, Awkuzu	175,000.00	175,000.00	-	-	0.0%	175,000.00
051702618700	Unity Sec. School, Awkuzu	175,000.00	175,000.00	-	-	0.0%	175,000.00
051702618800	Model Comprehensive SecondarySch.Nkwelle-Ezunaka	175,000.00	175,000.00	-	-	0.0%	175,000.00
051702618900	Community High School Nkwelle-Ezunaka	175,000.00	175,000.00	-	-	0.0%	175,000.00
051702619000	Boys High School, Nteje	175,000.00	175,000.00	-	-	0.0%	175,000.00
051702619100	New Era Sec. School Nteje	175,000.00	175,000.00	-	-	0.0%	175,000.00
051702619200	Cave City Sec. Sch, Ogbunike	175,000.00	175,000.00	-	-	0.0%	175,000.00

Code	Administrative Unit	2024 Original Budget	2024 Final Budget	2024 Q4 Performance	2024 Performance Year to Date (Q1-Q4)	% Performance Year to Date against 2024 Final Budget	Balance (against Final Budget)
051702619300	St Monica's College,Ogbunike	175,000.00	175,000.00	-	-	0.0%	175,000.00
051702619400	Progressive Sec. School,Umunya	175,000.00	175,000.00	-	-	0.0%	175,000.00
051702619500	Comm.Sec. School, Umunya	175,000.00	175,000.00	-	-	0.0%	175,000.00
051702619600	Women Edu. Centre, Awkuzu	175,000.00	175,000.00	-	-	0.0%	175,000.00
051702619700	Dennis Memo. Gram. Sch.Onitsha	175,000.00	175,000.00	-	-	0.0%	175,000.00
051702619800	Girl's Sec School, Onitsha	175,000.00	175,000.00	-	-	0.0%	175,000.00
051702619900	Queen Of Rosary Coll. Onitsha	175,000.00	175,000.00	-	-	0.0%	175,000.00
051702620000	Ado Girl's Sec. School, Onitsha	175,000.00	175,000.00	-	-	0.0%	175,000.00
051702620100	St Charles' Sec. School Onitsha	175,000.00	175,000.00	-	-	0.0%	175,000.00
051702620200	Eastern Academy Onitsha	175,000.00	175,000.00	-	-	0.0%	175,000.00
051702620300	New Era Girls' Sec School,Onitsha	175,000.00	175,000.00	-	-	0.0%	175,000.00
051702620400	Inland Girls' Sec. School, Onitsha	175,000.00	175,000.00	-	-	0.0%	175,000.00
051702620500	Washington Mem.Gram Sch,Onitsha	175,000.00	175,000.00	-	-	0.0%	175,000.00
051702620600	Comprehensive Sec School,Onitsha	175,000.00	175,000.00	-	-	0.0%	175,000.00
051702620700	Prince Memo. High Sch, Onitsha	175,000.00	175,000.00	-	-	0.0%	175,000.00
051702620800	Army Day Sec. School, Onitsha	175,000.00	175,000.00	-	-	0.0%	175,000.00
051702620900	Metropolitan College Onitsha	175,000.00	175,000.00	-	-	0.0%	175,000.00
051702621000	Govt Tech College Onitsha	175,000.00	175,000.00	-	-	0.0%	175,000.00
051702621100	Onitsha High School, Onitsha	175,000.00	175,000.00	-	-	0.0%	175,000.00
051702621200	Our Lady's High School, Onitsha	175,000.00	175,000.00	-	-	0.0%	175,000.00
051702621300	Christ The King College, Onitsha	175,000.00	175,000.00	-	-	0.0%	175,000.00
051702621400	Modebe Mem Sec. School, Onitsha	175,000.00	175,000.00	-	-	0.0%	175,000.00
051702621500	Metu Memo.Sec. School,Onitsha	175,000.00	175,000.00	-	-	0.0%	175,000.00
051702621600	Urban Girls' Sec. School,Onitsha	175,000.00	175,000.00	-	-	0.0%	175,000.00
051702621700	Urban Boys' Sec. School, Onitsha	175,000.00	175,000.00	-	-	0.0%	175,000.00
051702621800	Special Sch.For Deaf &Dumb,Onitsha	175,000.00	175,000.00	-	-	0.0%	175,000.00
051702621900	Ogbaru High School, Ogbakuba	175,000.00	175,000.00	-	-	0.0%	175,000.00
051702622000	Ideke Girls' Sec.School ,Ideke	175,000.00	175,000.00	-	-	0.0%	175,000.00
051702622100	Unity Comp.Girls' High Sch, Okpoko	175,000.00	175,000.00	-	-	0.0%	175,000.00
051702622200	Community Boys' Sec. Sch, Okpoko	175,000.00	175,000.00	-	-	0.0%	175,000.00
051702622300	Community Girls' Sec. Sch, Okpoko	175,000.00	175,000.00	-	-	0.0%	175,000.00
051702622400	Community Sec. School. Atani	175,000.00	175,000.00	-	-	0.0%	175,000.00
051702622500	Govt. Tec. College, Ossomala	175,000.00	175,000.00	-	-	0.0%	175,000.00
051702622600	Community Sec.Sch, Iyiowa-Odekpe	175,000.00	175,000.00	-	-	0.0%	175,000.00
051702622700	Josephine Oduah Mem. Sec. Sch, Akili-Ozizor	175,000.00	175,000.00	-	-	0.0%	175,000.00
051702622800	Community Sec. Sch, Ogwuaniocha	175,000.00	175,000.00	-	-	0.0%	175,000.00
051702622900	Anthony Obaze Mem.Sec Sch,Ochuchu	175,000.00	175,000.00	-	-	0.0%	175,000.00
051702623000	Fr. Joseph Mem. High Sch, Aguleri	175,000.00	175,000.00	-	-	0.0%	175,000.00
051702623100	Col. Mike Attah Sec. Sch, Aguleri	175,000.00	175,000.00	-	-	0.0%	175,000.00
051702623200	Justice Chinwuba Mem. Sec. Sch Aguleri	175,000.00	175,000.00	-	-	0.0%	175,000.00
051702623300	Comm. Sec. Sch. Umuoba-Anam	175,000.00	175,000.00	-	-	0.0%	175,000.00
051702623400	Govt. Tech College Umueri	175,000.00	175,000.00	-	-	0.0%	175,000.00
051702623500	Stella Maris College Umuleri (Ghs)	175,000.00	175,000.00	-	-	0.0%	175,000.00
051702623600	Comm. Sec. Sch. Ifite Umueri	175,000.00	175,000.00	-	-	0.0%	175,000.00
051702623700	Comm. Sec. Sch. Igbariam	175,000.00	175,000.00	-	-	0.0%	175,000.00
051702623800	Comm. Sec. Sch. Nando	175,000.00	175,000.00	-	-	0.0%	175,000.00
051702623900	Comm. High Sch. Nsugbe	175,000.00	175,000.00	-	-	0.0%	175,000.00
051702624000	Comm. Sec. Sch. Umueze-Anam	175,000.00	175,000.00	-	-	0.0%	175,000.00
051702624100	Anam High Sch. Oroma-Efiti	175,000.00	175,000.00	-	-	0.0%	175,000.00
051702624200	Christ The King College Umuem-Anam	175,000.00	175,000.00	-	-	0.0%	175,000.00



Code	Administrative Unit	2024 Original Budget	2024 Final Budget	2024 Q4 Performance	2024 Performance Year to Date (Q1-Q4)	% Performance Year to Date against 2024 Final Budget	Balance (against Final Budget)
051702624300	Comm. Sec. Sch. Ifite-Anam Mmiata	175,000.00	175,000.00	-	-	0.0%	175,000.00
051702624400	Comm. Comp. Sec. Sch. Nzam	175,000.00	175,000.00	-	-	0.0%	175,000.00
051702624500	Udama Comm. Sec. Sch, Inoma Akator	175,000.00	175,000.00	-	-	0.0%	175,000.00
051702624600	Community Secondary School Igbedor	175,000.00	175,000.00	-	-	0.0%	175,000.00
051702624700	Universal Sec. Sch. Omasi	175,000.00	175,000.00	-	-	0.0%	175,000.00
051702624800	Comm. Sec. Sch. Omor	175,000.00	175,000.00	-	-	0.0%	175,000.00
051702624900	Comm. Sec. Sch. Umumbo	175,000.00	175,000.00	-	-	0.0%	175,000.00
051702625000	Comm. Sec. Sch. Igbakwu	175,000.00	175,000.00	-	-	0.0%	175,000.00
051702625100	Comm. Sec. Sch. Ifite-Ogwari	175,000.00	175,000.00	-	-	0.0%	175,000.00
051702625200	Riverside Sec. Sch. Umerum	175,000.00	175,000.00	-	-	0.0%	175,000.00
051702625300	Ogbe High Sch, Anaku	175,000.00	175,000.00	-	-	0.0%	175,000.00
051702625400	Amikwe Comm. Sec. Sch. Omor	175,000.00	175,000.00	-	-	0.0%	175,000.00
051702625500	Comm. Sec. Sch. Umueje	175,000.00	175,000.00	-	-	0.0%	175,000.00
051702625600	Comm. Sec. Sch. Ndiukwuenu	175,000.00	175,000.00	-	-	0.0%	175,000.00
051702625700	Basden Mem. Sec. Sch Isulo	175,000.00	175,000.00	-	-	0.0%	175,000.00
051702625800	Ebe Unity College Ebe	175,000.00	175,000.00	-	-	0.0%	175,000.00
051702625900	Willie Obiano Secondary Enugwu Aguleri	175,000.00	175,000.00	-	-	0.0%	175,000.00
051702626000	Owelle Secondary School Owelle	175,000.00	175,000.00	-	-	0.0%	175,000.00
051702626100	State Model Secondary School Iyiagu	175,000.00	175,000.00	-	-	0.0%	175,000.00
051702626200	Community Secondary School Ndiokpaleke	175,000.00	175,000.00	-	-	0.0%	175,000.00
051702626300	Community Secondary School Okpeze	175,000.00	175,000.00	-	-	0.0%	175,000.00
051702626400	Community Secondary School Ughenu	175,000.00	175,000.00	-	-	0.0%	175,000.00
051705100100	Post Primary School Service Commission PPSSC	14,834,137.50	14,834,138.00	3,106,020.00	4,500,000.00	30.3%	10,334,138.00
051705100200	Post Primary School Service Commission Zonal Office-Awka	525,000.00	525,000.00	-	-	0.0%	525,000.00
051705100300	Post Primary School Service Commission Zonal Office-Onitsha	525,000.00	525,000.00	-	-	0.0%	525,000.00
051705100400	Post Primary School Service Commission Zonal Office Nnewi	525,000.00	525,000.00	-	-	0.0%	525,000.00
051705100500	Post Primary School Service Commission Zonal Office-Aguata	525,000.00	525,000.00	-	-	0.0%	525,000.00
051705100600	Post Primary School Service Commission Zonal Office-Ogidi	525,000.00	525,000.00	-	-	0.0%	525,000.00
051705100700	Post Primary School Service Commission Zonal Office-Otuocha	525,000.00	525,000.00	-	-	0.0%	525,000.00
<b>052100000000</b>	<b>Ministry of Health</b>	<b>2,337,982,075.44</b>	<b>2,600,419,018.41</b>	<b>-</b>	<b>81,904,022.69</b>	<b>56.7%</b>	<b>1,126,136,302.07</b>
052100100100	Ministry of Health	39,257,877.01	24,037,877.00	6,242,727.54	15,029,836.02	62.5%	9,008,040.98
052100100200	Indigenous Medicine and Herbal Practice	61,800,060.00	61,800,059.50	9,330,618.13	9,331,128.77	15.1%	52,468,930.73
052100200100	Anambra State Health Insurance Agency	989,987,732.97	989,987,733.42	782,001,931.71	27,655,760.93	2.8%	962,331,972.49
052100300100	Anambra State Primary Health Care Agency	39,745,656.53	39,745,656.36	7,649,024.83	24,865,257.19	62.6%	14,880,399.17
052100300200	Aguata LGA Directorate, PHCA	525,000.00	525,000.00	176,000.00	518,000.00	98.7%	7,000.00
052100300300	Anambra East LGA Directorate, PHCA	525,000.00	525,000.00	176,000.00	518,000.00	98.7%	7,000.00
052100300400	Anambra West LGA Directorate, PHCA	525,000.00	525,000.00	176,000.00	518,000.00	98.7%	7,000.00
052100300500	Anaocha LGA Directorate, PHCA	525,000.00	525,000.00	176,000.00	518,000.00	98.7%	7,000.00
052100300600	Ayamelum LGA Directorate, PHCA	525,000.00	525,000.00	176,000.00	518,000.00	98.7%	7,000.00
052100300700	Awka South LGA Directorate, PHCA	525,000.00	525,000.00	176,000.00	518,000.00	98.7%	7,000.00
052100300800	Awka North LGA Directorate, PHCA	525,000.00	525,000.00	176,000.00	518,000.00	98.7%	7,000.00
052100300900	Dunukofia LGA Directorate, PHCA	525,000.00	525,000.00	176,000.00	518,000.00	98.7%	7,000.00
052100301000	Ekwusigo LGA Directorate, PHCA	525,000.00	525,000.00	176,000.00	518,000.00	98.7%	7,000.00
052100301100	Njikoka LGA Directorate, PHCA	525,000.00	525,000.00	176,000.00	518,000.00	98.7%	7,000.00
052100301200	Ihiala LGA Directorate, PHCA	525,000.00	525,000.00	176,000.00	518,000.00	98.7%	7,000.00
052100301300	Idemili North LGA Directorate, PHCA	525,000.00	525,000.00	176,000.00	518,000.00	98.7%	7,000.00
052100301400	Idemili South LGA Directorate, PHCA	525,000.00	525,000.00	176,000.00	518,000.00	98.7%	7,000.00
052100301500	Nnewi North LGA Directorate, PHCA	525,000.00	525,000.00	176,000.00	518,000.00	98.7%	7,000.00
052100301600	Nnewi South LGA, Directorate, PHCA	525,000.00	525,000.00	183,000.00	525,000.00	100.0%	-
052100301700	Ogbaru LGA Directorate, PHCA	525,000.00	525,000.00	183,000.00	525,000.00	100.0%	-

Code	Administrative Unit	2024 Original Budget	2024 Final Budget	2024 Q4 Performance	2024 Performance Year to Date (Q1-Q4)	% Performance Year to Date against 2024 Final Budget	Balance (against Final Budget)
052100301800	Onitsha North LGA Directorate, PHCA	525,000.00	525,000.00	182,000.00	524,000.00	99.8%	1,000.00
052100301900	Onitsha South LGA Directorate, PHCA	525,000.00	525,000.00	182,000.00	524,000.00	99.8%	1,000.00
052100302000	Orumba North LGA Directorate, PHCA	525,000.00	525,000.00	182,000.00	524,000.00	99.8%	1,000.00
052100302100	Orumba South LGA Directorate, PHCA	525,000.00	525,000.00	182,000.00	524,000.00	99.8%	1,000.00
052100302200	Oyi LGA Directorate, PHCA	525,000.00	525,000.00	244,000.00	512,000.00	97.5%	13,000.00
052100302300	Achala Umuchu Health Post	140,000.00	140,000.00	140,000.00	140,000.00	100.0%	-
052100302400	Achina Comprehensive Health Centre	140,000.00	140,000.00	140,000.00	140,000.00	100.0%	-
052100302500	Aguata Primary Health Centre	140,000.00	140,000.00	123,000.00	123,000.00	87.9%	17,000.00
052100302600	Agulu Ezechukwu Primary Health Centre	140,000.00	140,000.00	140,000.00	140,000.00	100.0%	-
052100302700	Aguluezechukwu Health Post	140,000.00	140,000.00	140,000.00	140,000.00	100.0%	-
052100302800	Akpo Primary Health Centre	140,000.00	140,000.00	140,000.00	140,000.00	100.0%	-
052100302900	Aku Ezinifite Primary Health Centre	140,000.00	140,000.00	100,000.00	100,000.00	71.4%	40,000.00
052100303000	Amesi Primary Health Centre	140,000.00	140,000.00	100,000.00	100,000.00	71.4%	40,000.00
052100303100	Amihie Umuchu Primary Health Centre	140,000.00	140,000.00	140,000.00	140,000.00	100.0%	-
052100303200	Awalasi Uga Health Post	140,000.00	140,000.00	140,000.00	140,000.00	100.0%	-
052100303300	Awalasi Uga Model Primary Health Centre	140,000.00	140,000.00	140,000.00	140,000.00	100.0%	-
052100303400	Chukwuemeka Odumegwu Ojukwu Teaching Hospital center	140,000.00	140,000.00	140,000.00	140,000.00	100.0%	-
052100303500	Ebele Achina Primary Health Centre	140,000.00	140,000.00	140,000.00	140,000.00	100.0%	-
052100303600	Ekwulobia General Hospital	140,000.00	140,000.00	140,000.00	140,000.00	100.0%	-
052100303700	Ekwusigo Isuofia Health Centre	140,000.00	140,000.00	140,000.00	140,000.00	100.0%	-
052100303800	Ezinifite Health Post	140,000.00	140,000.00	93,000.00	93,000.00	66.4%	47,000.00
052100303900	Ezioka Isuofia Health Post	140,000.00	140,000.00	140,000.00	140,000.00	100.0%	-
052100304000	Ifite Ezinifite Primary Health Centre	140,000.00	140,000.00	140,000.00	140,000.00	100.0%	-
052100304100	Ifite Igboekwu Primary Health Centre	140,000.00	140,000.00	100,000.00	100,000.00	71.4%	40,000.00
052100304200	Ihuekiri Health Post	140,000.00	140,000.00	120,000.00	120,000.00	85.7%	20,000.00
052100304300	Ikenga Primary Health Centre	140,000.00	140,000.00	100,000.00	100,000.00	71.4%	40,000.00
052100304400	Isiaku Isuofia Health Post	140,000.00	140,000.00	100,000.00	100,000.00	71.4%	40,000.00
052100304500	Ngo Igboekwu Primary Health Centre	140,000.00	140,000.00	-	-	0.0%	140,000.00
052100304600	Nkpologwu Health Post	140,000.00	140,000.00	-	-	0.0%	140,000.00
052100304700	Nkpologwu Model Primary Health Centre	140,000.00	140,000.00	-	-	0.0%	140,000.00
052100304800	Nkwo Uga Primary Health Centre first	140,000.00	140,000.00	-	-	0.0%	140,000.00
052100304900	Nkwo Uga Primary Health Centre	140,000.00	140,000.00	-	-	0.0%	140,000.00
052100305000	Obinikpa Health Post	140,000.00	140,000.00	-	-	0.0%	140,000.00
052100305100	Obiofia -Aguluezechukwu Primary HealthCenter	140,000.00	140,000.00	-	-	0.0%	140,000.00
052100305200	Obiuno Primary Health Centre Igboekwu.	140,000.00	140,000.00	140,000.00	140,000.00	100.0%	-
052100305300	Oka Uga Health Post	140,000.00	140,000.00	140,000.00	140,000.00	100.0%	-
052100305400	Ora-eri Primary Health Centre	140,000.00	140,000.00	140,000.00	140,000.00	100.0%	-
052100305500	Oye Achina Primary Health Centre	140,000.00	140,000.00	100,000.00	100,000.00	71.4%	40,000.00
052100305600	Ozala Akukwa Primary Health Centre	140,000.00	140,000.00	140,000.00	140,000.00	100.0%	-
052100305700	Ozala Isuofia Primary Health Centre	140,000.00	140,000.00	140,000.00	140,000.00	100.0%	-
052100305800	Ugwuakwu Umuchu Primary Health Centre	140,000.00	140,000.00	140,000.00	140,000.00	100.0%	-
052100305900	Ula Ekwulobia Health Post	140,000.00	140,000.00	-	-	0.0%	140,000.00
052100306000	Ula Ekwulobia Primary Health Centre	140,000.00	140,000.00	-	-	0.0%	140,000.00
052100306100	Umuoru Uga Health Post	140,000.00	140,000.00	100,000.00	100,000.00	71.4%	40,000.00
052100306200	Umuchu General Hospital	140,000.00	140,000.00	140,000.00	140,000.00	100.0%	-
052100306300	Umueze Isuofia Primary Health Centre	140,000.00	140,000.00	140,000.00	140,000.00	100.0%	-
052100306400	Umueze Uga Health Post	140,000.00	140,000.00	-	-	0.0%	140,000.00
052100306500	Umuona Primary Health Centre	140,000.00	140,000.00	80,000.00	80,000.00	57.1%	60,000.00
052100306600	Umuoru Uga Model Primary Health Centre	140,000.00	140,000.00	-	-	0.0%	140,000.00
052100306700	Abata Nsugbe Primary Health Centre	140,000.00	140,000.00	130,000.00	130,000.00	92.9%	10,000.00

Code	Administrative Unit	2024 Original Budget	2024 Final Budget	2024 Q4 Performance	2024 Performance Year to Date (Q1-Q4)	% Performance Year to Date against 2024 Final Budget	Balance (against Final Budget)
052100306800	Abubeagu Primary Health Centre	140,000.00	140,000.00	130,000.00	130,000.00	92.9%	10,000.00
052100306900	Akamanator Health Centre	140,000.00	140,000.00	62,500.00	62,500.00	44.6%	77,500.00
052100307000	Enugu Otu Primary Health Centre	140,000.00	140,000.00	-	-	0.0%	140,000.00
052100307100	Enugu-Aguleri Primary Health Centre	140,000.00	140,000.00	-	-	0.0%	140,000.00
052100307200	Enugwu Otu Model Primary Health Center	140,000.00	140,000.00	130,000.00	130,000.00	92.9%	10,000.00
052100307300	Eziaguluotu Primary Health Centre	140,000.00	140,000.00	130,000.00	130,000.00	92.9%	10,000.00
052100307400	Ifite Aguleri Primary Health Centre	140,000.00	140,000.00	-	-	0.0%	140,000.00
052100307500	Igbariam Farm Primary Health Centre	140,000.00	140,000.00	95,000.00	95,000.00	67.9%	45,000.00
052100307600	Igbariam New Primary Health Centre	140,000.00	140,000.00	-	-	0.0%	140,000.00
052100307700	Igbariam Old Primary Health Centre	140,000.00	140,000.00	-	-	0.0%	140,000.00
052100307800	Ikem Nando Primary Health Centre	140,000.00	140,000.00	-	-	0.0%	140,000.00
052100307900	Iruozobia Primary Health Centre	140,000.00	140,000.00	-	-	0.0%	140,000.00
052100308000	Isinyi Primary Health Centre	140,000.00	140,000.00	-	-	0.0%	140,000.00
052100308100	Mgbede Health Post	140,000.00	140,000.00	-	-	0.0%	140,000.00
052100308200	Nneyi Primary Health Centre	140,000.00	140,000.00	-	-	0.0%	140,000.00
052100308300	Nsugbe Model Primary Health Centre	140,000.00	140,000.00	-	-	0.0%	140,000.00
052100308400	Nwafor Orizu College of Education MedicalCentre	140,000.00	140,000.00	-	-	0.0%	140,000.00
052100308500	Obineeti Primary Health Centre	140,000.00	140,000.00	-	-	0.0%	140,000.00
052100308700	Otuocha Local Government Clinic	140,000.00	140,000.00	-	-	0.0%	140,000.00
052100308800	Otuocha Maternal and Child Health Clinic	140,000.00	140,000.00	140,000.00	140,000.00	100.0%	-
052100308900	Otuocha Primary Health Centre	140,000.00	140,000.00	-	-	0.0%	140,000.00
052100309000	Primary Health Centre Nsugbe	140,000.00	140,000.00	140,000.00	140,000.00	100.0%	-
052100309100	Ubarunisuoye Primary Health Centre	140,000.00	140,000.00	-	-	0.0%	140,000.00
052100309200	Umueri General Hospital	140,000.00	140,000.00	140,000.00	140,000.00	100.0%	-
052100309300	Umundeze Health Post	140,000.00	140,000.00	-	-	0.0%	140,000.00
052100309400	Umuoba Anam Primary Health Centre	140,000.00	140,000.00	120,000.00	120,000.00	85.7%	20,000.00
052100309500	Abaegbu Primary Health Centre	140,000.00	140,000.00	-	-	0.0%	140,000.00
052100309600	Allah Health Centre	140,000.00	140,000.00	-	-	0.0%	140,000.00
052100309700	Igbedor Primary Health Centre	140,000.00	140,000.00	110,000.00	110,000.00	78.6%	30,000.00
052100309800	Igbokenyi Primary Health Centre	140,000.00	140,000.00	-	-	0.0%	140,000.00
052100309900	Inoma Primary Health Centre	140,000.00	140,000.00	-	-	0.0%	140,000.00
052100310000	Iyiola Primary Health Centre	140,000.00	140,000.00	-	-	0.0%	140,000.00
052100310100	Nkwoji Health Post	140,000.00	140,000.00	-	-	0.0%	140,000.00
052100310200	NZAM Model Primary Health Centre	140,000.00	140,000.00	-	-	0.0%	140,000.00
052100310300	Obodootu Primary Health Centre	140,000.00	140,000.00	-	-	0.0%	140,000.00
052100310400	Odeh Primary Health Centre	140,000.00	140,000.00	-	-	0.0%	140,000.00
052100310600	Onono Primary Health Centre	140,000.00	140,000.00	-	-	0.0%	140,000.00
052100310700	Oroma Etiti Primary Health Center	140,000.00	140,000.00	-	-	0.0%	140,000.00
052100310800	Oroma-Etiti Referral Health Centre	140,000.00	140,000.00	-	-	0.0%	140,000.00
052100310900	Umudeze Primary Health Centre	140,000.00	140,000.00	-	-	0.0%	140,000.00
052100311000	Umudora Primary Health Centre	140,000.00	140,000.00	-	-	0.0%	140,000.00
052100311100	Umuem Primary Health Centre	140,000.00	140,000.00	-	-	0.0%	140,000.00
052100311200	Umueze-Anam Health Centre1	140,000.00	140,000.00	-	-	0.0%	140,000.00
052100311300	Umuezeanam 2 Primary Health Centre	140,000.00	140,000.00	-	-	0.0%	140,000.00
052100311400	Umuikwu Primary Health Centre	140,000.00	140,000.00	-	-	0.0%	140,000.00
052100311500	Umuoba-Anam Comprehensive HealthCentre	140,000.00	140,000.00	-	-	0.0%	140,000.00
052100311600	Umuonuora Primary Health Centre	140,000.00	140,000.00	-	-	0.0%	140,000.00
052100311700	Adazi Ani 1 Primary Health Centre	140,000.00	140,000.00	-	-	0.0%	140,000.00
052100311800	Adazi Enu 1 Primary Health Centre	140,000.00	140,000.00	-	-	0.0%	140,000.00
052100311900	Adazi-Nnukwu Community ReproductiveReferral Health Centre	140,000.00	140,000.00	-	-	0.0%	140,000.00

Code	Administrative Unit	2024 Original Budget	2024 Final Budget	2024 Q4 Performance	2024 Performance Year to Date (Q1-Q4)	% Performance Year to Date against 2024 Final Budget	Balance (against Final Budget)
052100312000	Adazinnukwu Health Post	140,000.00	140,000.00	-	-	0.0%	140,000.00
052100312100	Agulu General Hospital	140,000.00	140,000.00	-	-	0.0%	140,000.00
052100312200	Aguluzigbo General Hospital	140,000.00	140,000.00	-	-	0.0%	140,000.00
052100312300	Aguluzigbo Primary Health Centre	140,000.00	140,000.00	-	-	0.0%	140,000.00
052100312400	Akwankwo Primary Health Centre	140,000.00	140,000.00	-	-	0.0%	140,000.00
052100312500	Amatutu Model Primary Health Centre	140,000.00	140,000.00	30,000.00	30,000.00	21.4%	110,000.00
052100312600	Amorji Agulu health post	140,000.00	140,000.00	-	-	0.0%	140,000.00
052100312700	Community Reproductive Referral HealthCentre Akwaeze	140,000.00	140,000.00	-	-	0.0%	140,000.00
052100312800	Enugwu Adazi Health Post	140,000.00	140,000.00	-	-	0.0%	140,000.00
052100312900	Ichida 11 Primary Health Centre	140,000.00	140,000.00	-	-	0.0%	140,000.00
052100313000	Ifite Ani Health Post Agulu	140,000.00	140,000.00	-	-	0.0%	140,000.00
052100313100	ifite ani primary health centre	140,000.00	140,000.00	-	-	0.0%	140,000.00
052100313200	Nkitaku Primary Health Centre	140,000.00	140,000.00	-	-	0.0%	140,000.00
052100313300	Nnamdi Azikiwe University Teaching Hospitalneni	140,000.00	140,000.00	-	-	0.0%	140,000.00
052100313400	Nneni Community Reproductive ReferralHealth Centre	140,000.00	140,000.00	-	-	0.0%	140,000.00
052100313500	Nneogidi Primary Health Centre	140,000.00	140,000.00	140,000.00	140,000.00	100.0%	-
052100313600	Nneoha Primary Health Centre	140,000.00	140,000.00	140,000.00	140,000.00	100.0%	-
052100313700	Nri 1 Primary Health Centre	140,000.00	140,000.00	50,000.00	50,000.00	35.7%	90,000.00
052100313800	Nri 2 Primary Health Centre	140,000.00	140,000.00	-	-	0.0%	140,000.00
052100313900	Nri General Hospital	140,000.00	840,000.00	700,000.00	840,000.00	100.0%	-
052100314000	Obeagu Primary Health Centre	140,000.00	40,000.00	-	-	0.0%	40,000.00
052100314100	OBELEDU HEALTH POST	140,000.00	40,000.00	-	-	0.0%	40,000.00
052100314200	Obeledu Primary Health Centre	140,000.00	40,000.00	-	-	0.0%	40,000.00
052100314300	Ogwenioji Primary Health Centre	140,000.00	40,000.00	-	-	0.0%	40,000.00
052100314400	Primary Health Centre Adazi Ani 2	140,000.00	40,000.00	-	-	0.0%	40,000.00
052100314500	Ubulu Ichida Primary Health Centre	140,000.00	40,000.00	-	-	0.0%	40,000.00
052100314600	Ukunu Primary Health Centre	140,000.00	40,000.00	-	-	0.0%	40,000.00
052100314700	Umuabani Primary Health Centre	140,000.00	140,000.00	-	-	0.0%	140,000.00
052100314800	Umubialla Primary Health post Agulu	140,000.00	140,000.00	-	-	0.0%	140,000.00
052100314900	Umunri Primary Health Centre	140,000.00	140,000.00	-	-	0.0%	140,000.00
052100315000	Umuowelle Primary Health Centre	140,000.00	140,000.00	-	-	0.0%	140,000.00
052100315100	Achalla Health Post	140,000.00	140,000.00	-	-	0.0%	140,000.00
052100315200	Achalla LGA Health Post	140,000.00	140,000.00	-	-	0.0%	140,000.00
052100315300	Achalla Maternal and Child Health CareCentre	140,000.00	140,000.00	-	-	0.0%	140,000.00
052100315400	Achalla Primary Health Centre	140,000.00	140,000.00	-	-	0.0%	140,000.00
052100315500	Amansea Health Post	140,000.00	140,000.00	-	-	0.0%	140,000.00
052100315600	Amanuke General Hospital	140,000.00	140,000.00	-	-	0.0%	140,000.00
052100315700	Amanuke Health Post	140,000.00	140,000.00	-	-	0.0%	140,000.00
052100315800	Amanuke Primary Health Centre	140,000.00	140,000.00	-	-	0.0%	140,000.00
052100315900	Awba Ofemmili Health Post	140,000.00	140,000.00	-	-	0.0%	140,000.00
052100316000	Awba Ofemmili Primary Health Centre	140,000.00	140,000.00	-	-	0.0%	140,000.00
052100316100	Isuaniocha Health Post	140,000.00	140,000.00	-	-	0.0%	140,000.00
052100316200	Isuaniocha Primary Health Centre	140,000.00	140,000.00	-	-	0.0%	140,000.00
052100316300	Mgbakwu General Hospital	140,000.00	140,000.00	-	-	0.0%	140,000.00
052100316400	Mgbakwu Health Post	140,000.00	140,000.00	-	-	0.0%	140,000.00
052100316500	Mgbakwu Primary Health Centre	140,000.00	140,000.00	-	-	0.0%	140,000.00
052100316600	Obuno Ebenebe Health Post	140,000.00	140,000.00	-	-	0.0%	140,000.00
052100316700	Ofuobi Ebenebe Primary Health Centre	140,000.00	140,000.00	-	-	0.0%	140,000.00
052100316800	Okukwa Amansea Primary Health Centre	140,000.00	140,000.00	-	-	0.0%	140,000.00
052100316900	Orebe Primary Health Centre	140,000.00	140,000.00	-	-	0.0%	140,000.00

Code	Administrative Unit	2024 Original Budget	2024 Final Budget	2024 Q4 Performance	2024 Performance Year to Date (Q1-Q4)	% Performance Year to Date against 2024 Final Budget	Balance (against Final Budget)
052100317000	Ugbene Primary Health Centre	140,000.00	140,000.00	-	-	0.0%	140,000.00
052100317100	Ugbenu Health Post	140,000.00	140,000.00	-	-	0.0%	140,000.00
052100317200	Ugbenu Primary Health Centre	140,000.00	140,000.00	-	-	0.0%	140,000.00
052100317300	Umuji Health Post	140,000.00	140,000.00	-	-	0.0%	140,000.00
052100317400	Umuogbuefi Primary Health Center	140,000.00	140,000.00	-	-	0.0%	140,000.00
052100317500	Urum Health Post	140,000.00	140,000.00	-	-	0.0%	140,000.00
052100317600	Urum Primary Health Centre	140,000.00	140,000.00	-	-	0.0%	140,000.00
052100317700	Agulu Health Post	140,000.00	140,000.00	-	-	0.0%	140,000.00
052100317900	Amawbia Maternal And Child Health Clinic	140,000.00	140,000.00	-	-	0.0%	140,000.00
052100318000	Amawbia Prison Clinic	140,000.00	140,000.00	-	-	0.0%	140,000.00
052100318100	Amikwo Health Post	140,000.00	140,000.00	-	-	0.0%	140,000.00
052100318200	Chukwuemeka Odumegwu Ojukwu University Teaching Hosp. Amaku	140,000.00	140,000.00	-	-	0.0%	140,000.00
052100318300	Ezeoye Health Post	140,000.00	140,000.00	-	-	0.0%	140,000.00
052100318400	Ezinator Health Post	140,000.00	140,000.00	-	-	0.0%	140,000.00
052100318500	Eziokpalaigwe Amawbia Health Post	140,000.00	140,000.00	-	-	0.0%	140,000.00
052100318600	Eziwoye/Ezeawulu Primary Health Centre	140,000.00	140,000.00	-	-	0.0%	140,000.00
052100318700	Isiagu Primary Health Centre	140,000.00	140,000.00	-	-	0.0%	140,000.00
052100318800	Isiakpu Health Post	140,000.00	140,000.00	-	-	0.0%	140,000.00
052100318900	Mbaukwu General Hospital	140,000.00	140,000.00	-	-	0.0%	140,000.00
052100319000	Mopol Base Health Post	140,000.00	140,000.00	-	-	0.0%	140,000.00
052100319100	Namkpu Health Post	140,000.00	140,000.00	-	-	0.0%	140,000.00
052100319200	Ngodo Nise Health Post	140,000.00	140,000.00	-	-	0.0%	140,000.00
052100319300	Nibo Basic Health Centre	140,000.00	140,000.00	-	-	0.0%	140,000.00
052100319400	Nibo Primary Health Center	140,000.00	140,000.00	-	-	0.0%	140,000.00
052100319500	Nise Primary Health Centre	140,000.00	140,000.00	-	-	0.0%	140,000.00
052100319600	Nkwelle Awka Health Post	140,000.00	140,000.00	-	-	0.0%	140,000.00
052100319700	Obeagu Arah Health Post	140,000.00	140,000.00	-	-	0.0%	140,000.00
052100319900	Ovollo Mbaukwu Health Post	140,000.00	140,000.00	-	-	0.0%	140,000.00
052100320000	Primary Health Centre Umuokpu	140,000.00	140,000.00	-	-	0.0%	140,000.00
052100320100	Umuawulu Primary Health Center	140,000.00	140,000.00	-	-	0.0%	140,000.00
052100320400	Umueze Amawbia Health Post	140,000.00	140,000.00	-	-	0.0%	140,000.00
052100320500	Umuogbunu Health Post	140,000.00	140,000.00	-	-	0.0%	140,000.00
052100320600	Umuzocha Health Post	140,000.00	140,000.00	-	-	0.0%	140,000.00
052100320700	Akanator Primary Health Center	140,000.00	140,000.00	-	-	0.0%	140,000.00
052100320800	Amasudala Primary Health Centre	140,000.00	140,000.00	-	-	0.0%	140,000.00
052100320900	Amikwe Primary Health Centre	140,000.00	140,000.00	-	-	0.0%	140,000.00
052100321000	Anaku Model Primary Health Centre	140,000.00	140,000.00	-	-	0.0%	140,000.00
052100321100	Anaku Primary Health Centre	140,000.00	140,000.00	-	-	0.0%	140,000.00
052100321200	Ezi Umumbo Primary Health Centre	140,000.00	140,000.00	-	-	0.0%	140,000.00
052100321300	Federal Health Centre Anaku	140,000.00	140,000.00	-	-	0.0%	140,000.00
052100321500	Igbakwu Primary Health Centre	140,000.00	140,000.00	-	-	0.0%	140,000.00
052100321600	Obunezi Primary Health Centre	140,000.00	140,000.00	-	-	0.0%	140,000.00
052100321700	Omasiagu Primary Health Centre	140,000.00	140,000.00	-	-	0.0%	140,000.00
052100321800	Omasiuno Primary Health Centre	140,000.00	140,000.00	-	-	0.0%	140,000.00
052100321900	Omor Primary Health Centre	140,000.00	140,000.00	-	-	0.0%	140,000.00
052100322000	Orenja Health Post	140,000.00	140,000.00	-	-	0.0%	140,000.00
052100322100	Ukpambaka Primary Health Centre	140,000.00	140,000.00	-	-	0.0%	140,000.00
052100322200	Umerum Model Primary Health Centre	140,000.00	140,000.00	-	-	0.0%	140,000.00
052100322300	Umerum Primary Health Centre	140,000.00	140,000.00	-	-	0.0%	140,000.00
052100322400	Umuawah Health Post	140,000.00	140,000.00	-	-	0.0%	140,000.00

Code	Administrative Unit	2024 Original Budget	2024 Final Budget	2024 Q4 Performance	2024 Performance Year to Date (Q1-Q4)	% Performance Year to Date against 2024 Final Budget	Balance (against Final Budget)
052100322500	Umudim Primary Health Centre	140,000.00	140,000.00	-	-	0.0%	140,000.00
052100322600	Umueje Primary Health Centre	140,000.00	140,000.00	-	-	0.0%	140,000.00
052100322700	Umuria Primary Health Centre	140,000.00	140,000.00	-	-	0.0%	140,000.00
052100322800	Adagbe Health Post	140,000.00	140,000.00	-	-	0.0%	140,000.00
052100322900	Akezi Health Post	140,000.00	140,000.00	-	-	0.0%	140,000.00
052100323000	Akpom Health Post	140,000.00	140,000.00	-	-	0.0%	140,000.00
052100323100	Akpu 1 Health Post	140,000.00	140,000.00	-	-	0.0%	140,000.00
052100323200	Akpu 2 Health Post	140,000.00	140,000.00	-	-	0.0%	140,000.00
052100323400	Ifitedun General Hospital	140,000.00	140,000.00	-	-	0.0%	140,000.00
052100323500	Igbuala Health Post	140,000.00	140,000.00	-	-	0.0%	140,000.00
052100323600	Iruagu Health Post	140,000.00	140,000.00	-	-	0.0%	140,000.00
052100323700	Iruazom Health Post	140,000.00	140,000.00	-	-	0.0%	140,000.00
052100323800	Iruzu Ukpo Primary Health Centre	140,000.00	140,000.00	-	-	0.0%	140,000.00
052100323900	Isiekwulu Primary Health Centre	140,000.00	140,000.00	-	-	0.0%	140,000.00
052100324000	LGA Health Clinic	140,000.00	140,000.00	-	-	0.0%	140,000.00
052100324100	Nagbana Health Post	140,000.00	140,000.00	-	-	0.0%	140,000.00
052100324200	Nawgu General Hospital	140,000.00	140,000.00	-	-	0.0%	140,000.00
052100324300	Nawgu Health Post	140,000.00	140,000.00	-	-	0.0%	140,000.00
052100324400	Nawgu Primary Health Centre	140,000.00	140,000.00	-	-	0.0%	140,000.00
052100324700	Obieze Health Post	140,000.00	140,000.00	-	-	0.0%	140,000.00
052100324800	Ozzuh Primary Health Centre	140,000.00	140,000.00	-	-	0.0%	140,000.00
052100324900	Ukpomili Health Center	140,000.00	140,000.00	-	-	0.0%	140,000.00
052100325000	Ukwulu Health Post	140,000.00	140,000.00	-	-	0.0%	140,000.00
052100325100	Ukwulu Primary Health Centre	140,000.00	140,000.00	-	-	0.0%	140,000.00
052100325200	Umuano Primary Health Centre	140,000.00	140,000.00	-	-	0.0%	140,000.00
052100325300	Umudioka Primary Health Centre	140,000.00	140,000.00	-	-	0.0%	140,000.00
052100325400	Umueze Health Post	140,000.00	140,000.00	-	-	0.0%	140,000.00
052100325500	Abito Ezike Primary Health Centre	140,000.00	140,000.00	-	-	0.0%	140,000.00
052100325600	Afor Ilo Primary Health Centre	140,000.00	140,000.00	-	-	0.0%	140,000.00
052100325700	Akwa Primary Health Centre	140,000.00	140,000.00	-	-	0.0%	140,000.00
052100325800	Amakwa Health Post	140,000.00	140,000.00	-	-	0.0%	140,000.00
052100325900	Amakwa Infant Welfare	140,000.00	140,000.00	-	-	0.0%	140,000.00
052100326000	Amakwa Primary Health Centre	140,000.00	140,000.00	-	-	0.0%	140,000.00
052100326100	Awor Primary Health Centre	140,000.00	140,000.00	-	-	0.0%	140,000.00
052100326200	Egbema Primary Health Center	140,000.00	140,000.00	-	-	0.0%	140,000.00
052100326300	Ezerinne Primary Health Centre	140,000.00	140,000.00	-	-	0.0%	140,000.00
052100326400	Eziamakwa Health Post	140,000.00	140,000.00	-	-	0.0%	140,000.00
052100326500	Eziora Primary Health Centre	140,000.00	140,000.00	-	-	0.0%	140,000.00
052100326600	Ezumeri Primary Health Centre	140,000.00	140,000.00	-	-	0.0%	140,000.00
052100326700	Ibolo Primary Health Centre	140,000.00	140,000.00	-	-	0.0%	140,000.00
052100326800	Ichi General Hospital	140,000.00	140,000.00	-	-	0.0%	140,000.00
052100326900	Ichi Primary Health Centre	140,000.00	140,000.00	-	-	0.0%	140,000.00
052100327000	Ichi Referral Health Centre	140,000.00	140,000.00	-	-	0.0%	140,000.00
052100327100	Ifite Primary Health Centre	140,000.00	140,000.00	-	-	0.0%	140,000.00
052100327200	Ihembosi Model Health Centre	140,000.00	140,000.00	-	-	0.0%	140,000.00
052100327300	Ihembosi Referral Health Centre	140,000.00	140,000.00	-	-	0.0%	140,000.00
052100327400	Irefi Primary Health Centre	140,000.00	140,000.00	-	-	0.0%	140,000.00
052100327500	Isingwu Primary Health Centre	140,000.00	140,000.00	-	-	0.0%	140,000.00
052100327600	Maternal and Child Health Centre Ozubulu	140,000.00	140,000.00	-	-	0.0%	140,000.00
052100327700	Nza Primary Health Centre	140,000.00	140,000.00	-	-	0.0%	140,000.00

Code	Administrative Unit	2024 Original Budget	2024 Final Budget	2024 Q4 Performance	2024 Performance Year to Date (Q1-Q4)	% Performance Year to Date against 2024 Final Budget	Balance (against Final Budget)
052100327800	Ofufe Nza Health Post	140,000.00	140,000.00	-	-	0.0%	140,000.00
052100327900	Ogbe Ezumeri Health Post	140,000.00	140,000.00	-	-	0.0%	140,000.00
052100328000	Oraifite General Hospital	140,000.00	140,000.00	-	-	0.0%	140,000.00
052100328100	Orifite Referral Health Centre	140,000.00	140,000.00	-	-	0.0%	140,000.00
052100328200	Ozubulu Referral Health Centre	140,000.00	140,000.00	-	-	0.0%	140,000.00
052100328300	Ubahu Primary Health Centre	140,000.00	140,000.00	-	-	0.0%	140,000.00
052100328400	Umuezekwe Health Post	140,000.00	140,000.00	-	-	0.0%	140,000.00
052100328500	Umuezeopi Primary Health Centre	140,000.00	140,000.00	-	-	0.0%	140,000.00
052100328600	Umunakwa Primary Health Centre	140,000.00	140,000.00	-	-	0.0%	140,000.00
052100328700	Umunjiokwu Health Post	140,000.00	140,000.00	-	-	0.0%	140,000.00
052100328800	Umuonyiagwu Primary Health Centre	140,000.00	140,000.00	-	-	0.0%	140,000.00
052100328900	Urudunu Primary Health Centre	140,000.00	140,000.00	-	-	0.0%	140,000.00
052100329000	Urueze Health Post	140,000.00	140,000.00	-	-	0.0%	140,000.00
052100329100	Uruezi Ozubulu Primary Health Centre	140,000.00	140,000.00	-	-	0.0%	140,000.00
052100329200	Urumabiam Health Post	140,000.00	140,000.00	-	-	0.0%	140,000.00
052100329300	Abacha Primary Health Centre	140,000.00	140,000.00	-	-	0.0%	140,000.00
052100329400	Abidi Health Post	140,000.00	140,000.00	-	-	0.0%	140,000.00
052100329500	Abor Health Post	140,000.00	140,000.00	-	-	0.0%	140,000.00
052100329600	Achallagu Health Post	140,000.00	140,000.00	-	-	0.0%	140,000.00
052100329700	Agbaja Health Post	140,000.00	140,000.00	-	-	0.0%	140,000.00
052100329800	Akuora Health Post	140,000.00	140,000.00	-	-	0.0%	140,000.00
052100329900	Akuzo Health Post Nkpor	140,000.00	140,000.00	-	-	0.0%	140,000.00
052100330000	Awada Primary Health Centre	140,000.00	140,000.00	-	-	0.0%	140,000.00
052100330100	Bishop Nkemena Health Post	140,000.00	140,000.00	-	-	0.0%	140,000.00
052100330200	Eke Umuoji Health Post	140,000.00	140,000.00	-	-	0.0%	140,000.00
052100330300	Enekwasumpu Health Post	140,000.00	140,000.00	-	-	0.0%	140,000.00
052100330400	Eziowelle Primary Health Centre	140,000.00	140,000.00	-	-	0.0%	140,000.00
052100330500	Holy Trinity Health Post	140,000.00	140,000.00	-	-	0.0%	140,000.00
052100330600	Ibobo Health Post	140,000.00	140,000.00	-	-	0.0%	140,000.00
052100330700	Ideani Primary Health Centre	140,000.00	140,000.00	-	-	0.0%	140,000.00
052100330900	Ndiagu Health Post	140,000.00	140,000.00	-	-	0.0%	140,000.00
052100331000	Nkpor Uno Health Post	140,000.00	140,000.00	-	-	0.0%	140,000.00
052100331100	Nkpor Uno Model Primary Health Centre	140,000.00	140,000.00	-	-	0.0%	140,000.00
052100331200	Nkwo Obosi Health Post	140,000.00	140,000.00	-	-	0.0%	140,000.00
052100331300	Nsukwu Primary Health Centre	140,000.00	140,000.00	-	-	0.0%	140,000.00
052100331400	Obosi Model Primary Health Centre	140,000.00	140,000.00	-	-	0.0%	140,000.00
052100331500	Odida Ogidi Health Post	140,000.00	140,000.00	-	-	0.0%	140,000.00
052100331600	Odida Primary Health Centre	140,000.00	140,000.00	-	-	0.0%	140,000.00
052100331700	Oduke Obosi Health Post	140,000.00	140,000.00	-	-	0.0%	140,000.00
052100331800	Odume Health Post Obosi	140,000.00	140,000.00	-	-	0.0%	140,000.00
052100331900	Ogbu Primary Health Centre	140,000.00	140,000.00	-	-	0.0%	140,000.00
052100332000	Ogidi Ani Health Post	140,000.00	140,000.00	-	-	0.0%	140,000.00
052100332100	Ogidi General Hospital Ogidi	140,000.00	140,000.00	-	-	0.0%	140,000.00
052100332200	Ogidi Maternal and Child Health Clinic	140,000.00	140,000.00	-	-	0.0%	140,000.00
052100332300	Ogidi Uru Primary Health Centre	140,000.00	140,000.00	-	-	0.0%	140,000.00
052100332400	Oraukwu Primary Health Centre	140,000.00	140,000.00	-	-	0.0%	140,000.00
052100332500	Owelleaja Health Post	140,000.00	140,000.00	-	-	0.0%	140,000.00
052100332600	Resurrection Health Post	140,000.00	140,000.00	-	-	0.0%	140,000.00
052100332700	St Edmond Health Post	140,000.00	140,000.00	-	-	0.0%	140,000.00
052100332800	St James Health Post Obosi	140,000.00	140,000.00	-	-	0.0%	140,000.00

Code	Administrative Unit	2024 Original Budget	2024 Final Budget	2024 Q4 Performance	2024 Performance Year to Date (Q1-Q4)	% Performance Year to Date against 2024 Final Budget	Balance (against Final Budget)
052100332900	St Marks Nkpor Health Post	140,000.00	140,000.00	-	-	0.0%	140,000.00
052100333000	Ugwuagba Health Post	140,000.00	140,000.00	-	-	0.0%	140,000.00
052100333100	Uke Primary Health Centre	140,000.00	140,000.00	-	-	0.0%	140,000.00
052100333200	Umuoji Primary Health Centre	140,000.00	140,000.00	-	-	0.0%	140,000.00
052100333300	Akabor Health Post	140,000.00	140,000.00	-	-	0.0%	140,000.00
052100333400	Akabor Primary Health Centre	140,000.00	140,000.00	-	-	0.0%	140,000.00
052100333500	Akwu-Ukwu Primary Health Centre	140,000.00	140,000.00	-	-	0.0%	140,000.00
052100333600	Alor Primary Health Centre	140,000.00	140,000.00	-	-	0.0%	140,000.00
052100333700	Awka-Etiti I Primary Health Centre	140,000.00	140,000.00	-	-	0.0%	140,000.00
052100333800	Awka-Etiti II Primary Health Centre	140,000.00	140,000.00	-	-	0.0%	140,000.00
052100333900	Awkuzu - Mbana Oba Health center	140,000.00	140,000.00	-	-	0.0%	140,000.00
052100334000	Awuda Primary Health Centre	140,000.00	140,000.00	-	-	0.0%	140,000.00
052100334100	Ebenesi Primary Health Centre	140,000.00	140,000.00	-	-	0.0%	140,000.00
052100334200	Ezieke Health Post	140,000.00	140,000.00	-	-	0.0%	140,000.00
052100334300	Ngo Health Post	140,000.00	140,000.00	-	-	0.0%	140,000.00
052100334400	Nnaku Health Post	140,000.00	140,000.00	-	-	0.0%	140,000.00
052100334500	NNOBI GENERAL HOSPITAL	140,000.00	140,000.00	-	-	0.0%	140,000.00
052100334700	Nnobi Model Primary Health Centre	140,000.00	140,000.00	-	-	0.0%	140,000.00
052100334800	Nnokwa Primary Health Centre	140,000.00	140,000.00	-	-	0.0%	140,000.00
052100334900	Oba I Primary Health Centre	140,000.00	140,000.00	-	-	0.0%	140,000.00
052100335000	Oba II Primary Health Centre	140,000.00	140,000.00	-	-	0.0%	140,000.00
052100335100	Ogunzele Health Post	140,000.00	140,000.00	-	-	0.0%	140,000.00
052100335200	Ojor Health Post	140,000.00	140,000.00	-	-	0.0%	140,000.00
052100335300	Ojoto Maternal and Child Health Clinic	140,000.00	140,000.00	-	-	0.0%	140,000.00
052100335400	Ojoto Obiofia Primary Health Centre	140,000.00	140,000.00	-	-	0.0%	140,000.00
052100335500	Ojoto Uno Primary Health Centre	140,000.00	140,000.00	-	-	0.0%	140,000.00
052100335600	Okebunoye Health Post	140,000.00	140,000.00	-	-	0.0%	140,000.00
052100335700	Trauma (NAUTH)Centre Oba	140,000.00	140,000.00	-	-	0.0%	140,000.00
052100335800	Ubili Nnokwa Health Post	140,000.00	140,000.00	-	-	0.0%	140,000.00
052100335900	Umu-Okwu Alor Health Post	140,000.00	140,000.00	-	-	0.0%	140,000.00
052100336000	Umuafor Health Post	140,000.00	140,000.00	-	-	0.0%	140,000.00
052100336100	Umudunu Health Post	140,000.00	140,000.00	-	-	0.0%	140,000.00
052100336200	Umuogali Primary Health Post	140,000.00	140,000.00	-	-	0.0%	140,000.00
052100336300	Umuoshi Health Post	140,000.00	140,000.00	-	-	0.0%	140,000.00
052100336400	Uruagu Health Post	140,000.00	140,000.00	-	-	0.0%	140,000.00
052100336500	Akwa ihiala Health Post	140,000.00	140,000.00	-	-	0.0%	140,000.00
052100336600	Amamputu uli Primary Health Centre	140,000.00	140,000.00	-	-	0.0%	140,000.00
052100336700	Amorka Primary Health Centre	140,000.00	140,000.00	-	-	0.0%	140,000.00
052100336800	Anambra State University Medical Clinic uli	140,000.00	140,000.00	-	-	0.0%	140,000.00
052100336900	Azia Primary Health Centre	140,000.00	140,000.00	-	-	0.0%	140,000.00
052100337000	Daughter of Divine Mercy Hospital Azia	140,000.00	140,000.00	-	-	0.0%	140,000.00
052100337200	Eziani ihiala primary health centre	140,000.00	140,000.00	-	-	0.0%	140,000.00
052100337300	Ihiala maternal and child health clinic	140,000.00	140,000.00	-	-	0.0%	140,000.00
052100337400	Ihite Okija Primary Health Centre	140,000.00	140,000.00	-	-	0.0%	140,000.00
052100337500	Isieke Okija Primary Health Centre	140,000.00	140,000.00	-	-	0.0%	140,000.00
052100337600	Isseke Primary Health Centre	140,000.00	140,000.00	-	-	0.0%	140,000.00
052100337700	Lilu Abu Primary Health Centre	140,000.00	140,000.00	-	-	0.0%	140,000.00
052100337800	Mbarakpaka ihiala, primary health centre	140,000.00	140,000.00	-	-	0.0%	140,000.00
052100337900	Mbosi Primary Health Centre	140,000.00	140,000.00	-	-	0.0%	140,000.00
052100338000	Ogboro Primary Health Centre	140,000.00	140,000.00	-	-	0.0%	140,000.00



Code	Administrative Unit	2024 Original Budget	2024 Final Budget	2024 Q4 Performance	2024 Performance Year to Date (Q1-Q4)	% Performance Year to Date against 2024 Final Budget	Balance (against Final Budget)
052100338100	Oghalegbu okija Primary Health Centre	140,000.00	140,000.00	-	-	0.0%	140,000.00
052100338200	Okija Central Primary Health Centre	140,000.00	140,000.00	-	-	0.0%	140,000.00
052100338300	Okija General hospital	140,000.00	140,000.00	-	-	0.0%	140,000.00
052100338400	Okohia ihiala Primary Health post	140,000.00	140,000.00	-	-	0.0%	140,000.00
052100338500	Orsumoghu Primary Health Centre	140,000.00	140,000.00	-	-	0.0%	140,000.00
052100338600	Orsumoshu Comprehensive Health Centre	140,000.00	140,000.00	-	-	0.0%	140,000.00
052100338700	Primary Health Centre Achalla	140,000.00	140,000.00	-	-	0.0%	140,000.00
052100338800	Ubahuekwem ihiala primary health centre	140,000.00	140,000.00	-	-	0.0%	140,000.00
052100338900	Ubuluisiuzo primary health centre	140,000.00	140,000.00	-	-	0.0%	140,000.00
052100339000	Ugoeze Memorial Hospital and Maternity	140,000.00	140,000.00	-	-	0.0%	140,000.00
052100339100	Ugwucheleku okija primary health centre	140,000.00	140,000.00	-	-	0.0%	140,000.00
052100339200	Umuaku Uli Primary Health Centre	140,000.00	140,000.00	-	-	0.0%	140,000.00
052100339300	Umuatuegwu Primary Health Centre	140,000.00	140,000.00	-	-	0.0%	140,000.00
052100339400	Umudara primary health centre	140,000.00	140,000.00	-	-	0.0%	140,000.00
052100339500	Umuezeala lilu Primary Health Centre	140,000.00	140,000.00	-	-	0.0%	140,000.00
052100339600	Umuhu Primary Health Centre	140,000.00	140,000.00	-	-	0.0%	140,000.00
052100339700	Umumenike ihiala health post	140,000.00	140,000.00	-	-	0.0%	140,000.00
052100339800	Umuohi okija Primary Health Centre	140,000.00	140,000.00	-	-	0.0%	140,000.00
052100339900	Umuoma Primary Health Centre	140,000.00	140,000.00	80,000.00	80,000.00	57.1%	60,000.00
052100340000	Abagana Maternal and Child Health Centre	140,000.00	140,000.00	-	-	0.0%	140,000.00
052100340100	Abagana Primary Health Centre	140,000.00	140,000.00	-	-	0.0%	140,000.00
052100340200	Abba Primary Health Centre	140,000.00	140,000.00	80,000.00	80,000.00	57.1%	60,000.00
052100340300	Achalla Health Post Enugwu Agidi	140,000.00	140,000.00	119,500.00	119,500.00	85.4%	20,500.00
052100340400	Adagbe Avomimi Health Centre Enugwuukwu	140,000.00	140,000.00	-	-	0.0%	140,000.00
052100340500	Ebeire Health Post	140,000.00	140,000.00	-	-	0.0%	140,000.00
052100340600	Egbengwu Primary Health Center	140,000.00	140,000.00	-	-	0.0%	140,000.00
052100340700	Enu Avomimi Health Post	140,000.00	140,000.00	-	-	0.0%	140,000.00
052100340800	Enuagu Enugwu Ukwu Health Post	140,000.00	140,000.00	-	-	0.0%	140,000.00
052100340900	Enugwu Agidi Pimry Health Centre	140,000.00	140,000.00	-	-	0.0%	140,000.00
052100341000	Enugwu Ukwu General Hospital	140,000.00	140,000.00	-	-	0.0%	140,000.00
052100341100	Etiti Osili Health Post	140,000.00	140,000.00	-	-	0.0%	140,000.00
052100341200	Eziamaigbo Primary Health Centre	140,000.00	140,000.00	-	-	0.0%	140,000.00
052100341300	Ezira Primary Health Centre Nimo	140,000.00	140,000.00	-	-	0.0%	140,000.00
052100341400	Ifite Health Post Nawfia	140,000.00	140,000.00	-	-	0.0%	140,000.00
052100341500	Ireh Abba primary Health center	140,000.00	140,000.00	-	-	0.0%	140,000.00
052100341600	Irunyiliugani Health Post Nimo	140,000.00	140,000.00	-	-	0.0%	140,000.00
052100341700	Isionye Health Post Enugwu ukwu	140,000.00	140,000.00	-	-	0.0%	140,000.00
052100341800	Nawfia Primary Health Center	140,000.00	140,000.00	-	-	0.0%	140,000.00
052100341900	Nimo General Hospital	140,000.00	140,000.00	-	-	0.0%	140,000.00
052100342000	Nnamdi Azikiwe Teaching Hospital Abagana	140,000.00	140,000.00	-	-	0.0%	140,000.00
052100342100	Obunagu Health Post Enugwu Agidi	140,000.00	140,000.00	-	-	0.0%	140,000.00
052100342200	Ogologo Ifite Health Post Enugwuagidi	140,000.00	140,000.00	-	-	0.0%	140,000.00
052100342300	Oliobi Health Post Abagana	140,000.00	140,000.00	-	-	0.0%	140,000.00
052100342400	Psychiatric Hospital, Nawfia	140,000.00	140,000.00	-	-	0.0%	140,000.00
052100342500	Umudiaba Primary Health Center Nimo	140,000.00	140,000.00	-	-	0.0%	140,000.00
052100342600	Umudu Health Post Egbengwu Nimo	140,000.00	140,000.00	-	-	0.0%	140,000.00
052100342700	Uruekwu Health Post	140,000.00	140,000.00	-	-	0.0%	140,000.00
052100342800	Urunnebo Primary Health Center	140,000.00	140,000.00	-	-	0.0%	140,000.00
052100342900	Uruogbo Primary Health Centre	140,000.00	140,000.00	-	-	0.0%	140,000.00
052100343000	Uruokokwe Health Post Nimo	140,000.00	140,000.00	-	-	0.0%	140,000.00

Code	Administrative Unit	2024 Original Budget	2024 Final Budget	2024 Q4 Performance	2024 Performance Year to Date (Q1-Q4)	% Performance Year to Date against 2024 Final Budget	Balance (against Final Budget)
052100343100	Urukpala Health Post	140,000.00	140,000.00	-	-	0.0%	140,000.00
052100343200	Abubo Primary Health Centre	140,000.00	140,000.00	-	-	0.0%	140,000.00
052100343300	AKABOEZEM PHC	140,000.00	140,000.00	-	-	0.0%	140,000.00
052100343400	Akaboukwu Health Post	140,000.00	140,000.00	-	-	0.0%	140,000.00
052100343500	Akamili Primary Health Clinic	140,000.00	140,000.00	-	-	0.0%	140,000.00
052100343600	Akwuanozie PHC	140,000.00	140,000.00	-	-	0.0%	140,000.00
052100343700	Edoji Primary Health Centre	140,000.00	140,000.00	-	-	0.0%	140,000.00
052100343800	Eme Court Primary Health Centre	140,000.00	140,000.00	-	-	0.0%	140,000.00
052100343900	Ezekwuabor Primary Health Centre	140,000.00	140,000.00	-	-	0.0%	140,000.00
052100344000	Health Post Nkpoka	140,000.00	140,000.00	-	-	0.0%	140,000.00
052100344100	Health Post Umumejiaku	140,000.00	140,000.00	-	-	0.0%	140,000.00
052100344200	Inyaba Primary Health Centre	140,000.00	140,000.00	-	-	0.0%	140,000.00
052100344300	Maternal and Child Health Centre Umudim	140,000.00	140,000.00	-	-	0.0%	140,000.00
052100344400	Mbanagu Primary Health Centre	140,000.00	140,000.00	-	-	0.0%	140,000.00
052100344500	Mbanakwu Primary Health Centre	140,000.00	140,000.00	-	-	0.0%	140,000.00
052100344600	Ndiakwu Primary Health Centre	140,000.00	140,000.00	-	-	0.0%	140,000.00
052100344700	Ndiezenwankwo Primary Health Center	140,000.00	140,000.00	-	-	0.0%	140,000.00
052100344800	Ndimgbu Health Post	140,000.00	140,000.00	-	-	0.0%	140,000.00
052100344900	Nkpoka Health Post	140,000.00	140,000.00	-	-	0.0%	140,000.00
052100345000	Nnamdi Azikiwe University TeachingHospital	140,000.00	140,000.00	-	-	0.0%	140,000.00
052100345100	Obiofia Health Post	140,000.00	140,000.00	-	-	0.0%	140,000.00
052100345200	Obiofia Otolu Primary Health Centre	140,000.00	140,000.00	-	-	0.0%	140,000.00
052100345300	Obiuno Otolu PrimarY Health center	140,000.00	140,000.00	-	-	0.0%	140,000.00
052100345400	Obiuno Umudim Health Post	140,000.00	140,000.00	-	-	0.0%	140,000.00
052100345500	Obiuruagu Primary Health Centre	140,000.00	140,000.00	-	-	0.0%	140,000.00
052100345600	Oduda Primary Health Centre	140,000.00	140,000.00	-	-	0.0%	140,000.00
052100345700	Okofia Health Post	140,000.00	140,000.00	-	-	0.0%	140,000.00
052100345800	Okpuno Ebenator Health Post	140,000.00	140,000.00	-	-	0.0%	140,000.00
052100345900	Okpuno Otolu Primary Health Centre	140,000.00	140,000.00	-	-	0.0%	140,000.00
052100346000	Okpuno Primary Health Centre	140,000.00	140,000.00	-	-	0.0%	140,000.00
052100346100	Okpuno Umuenem Health Post	140,000.00	140,000.00	-	-	0.0%	140,000.00
052100346200	Okpunoegbu Primary Health Centre	140,000.00	140,000.00	-	-	0.0%	140,000.00
052100346300	Umuauka Health Post	140,000.00	140,000.00	-	-	0.0%	140,000.00
052100346400	Umuanyiboku Health post	140,000.00	140,000.00	-	-	0.0%	140,000.00
052100346500	Umuenem Primary Health Centre	140,000.00	140,000.00	-	-	0.0%	140,000.00
052100346600	Umumejiaku Health Post, Uruagu	140,000.00	140,000.00	-	-	0.0%	140,000.00
052100346700	Umuzumbana Primary Health Centre	140,000.00	140,000.00	-	-	0.0%	140,000.00
052100346800	Uru Primary Health Care Center	140,000.00	140,000.00	-	-	0.0%	140,000.00
052100346900	Afube Health Post	140,000.00	140,000.00	-	-	0.0%	140,000.00
052100347000	Akwaiheddi Comprehensive Health Centre	140,000.00	140,000.00	-	-	0.0%	140,000.00
052100347100	Akwaiheddi Primary Health Centre	140,000.00	440,000.00	300,000.00	440,000.00	100.0%	-
052100347200	Akwu Health Post	140,000.00	40,000.00	40,000.00	40,000.00	100.0%	-
052100347300	Amakom Health Post	140,000.00	40,000.00	-	-	0.0%	40,000.00
052100347400	Amichi Primary Health Centre	140,000.00	40,000.00	-	-	0.0%	40,000.00
052100347500	Awor Health Post	140,000.00	140,000.00	140,000.00	140,000.00	100.0%	-
052100347600	Azigbo Primary Health Centre	140,000.00	140,000.00	-	-	0.0%	140,000.00
052100347700	comprehensive primary health centreAkwaiheddi	140,000.00	140,000.00	-	-	0.0%	140,000.00
052100347800	Ebe Health Post	140,000.00	140,000.00	-	-	0.0%	140,000.00
052100347900	Ebenator Health Post	140,000.00	140,000.00	-	-	0.0%	140,000.00
052100348000	Ekwulumili Primary Health Centre	140,000.00	140,000.00	-	-	0.0%	140,000.00

Code	Administrative Unit	2024 Original Budget	2024 Final Budget	2024 Q4 Performance	2024 Performance Year to Date (Q1-Q4)	% Performance Year to Date against 2024 Final Budget	Balance (against Final Budget)
052100348100	Eziama Primary Health Centre	140,000.00	140,000.00	-	-	0.0%	140,000.00
052100348200	Ezinifite Comprehensive Health Centre	140,000.00	140,000.00	-	-	0.0%	140,000.00
052100348300	Ezinifite Primary Health Centre	140,000.00	140,000.00	-	-	0.0%	140,000.00
052100348400	Isoke Health Post	140,000.00	140,000.00	-	-	0.0%	140,000.00
052100348500	Nkwukwo Health Post	140,000.00	140,000.00	-	-	0.0%	140,000.00
052100348600	Obiagu Health Post	140,000.00	140,000.00	-	-	0.0%	140,000.00
052100348700	Odikpi Health Post	140,000.00	140,000.00	-	-	0.0%	140,000.00
052100348800	Ogbakaba Health Post	140,000.00	140,000.00	-	-	0.0%	140,000.00
052100348900	Orjiezeka health post	140,000.00	140,000.00	-	-	0.0%	140,000.00
052100349000	Osumenyi Comprehensive Health Centre	140,000.00	140,000.00	-	-	0.0%	140,000.00
052100349100	Osumenyi Primary Health Centre	140,000.00	140,000.00	-	-	0.0%	140,000.00
052100349200	Uboma Primary Health Centre	140,000.00	140,000.00	-	-	0.0%	140,000.00
052100349300	Ugwuochi Health Post	140,000.00	140,000.00	-	-	0.0%	140,000.00
052100349400	Ukpor General Hospital	140,000.00	140,000.00	-	-	0.0%	140,000.00
052100349500	Ukpor Maternal and Child Health	140,000.00	140,000.00	-	-	0.0%	140,000.00
052100349600	Umudiala Primary Health Centre	140,000.00	140,000.00	-	-	0.0%	140,000.00
052100349700	Umudiji Health Post	140,000.00	140,000.00	-	-	0.0%	140,000.00
052100349800	Umuhu Health Post	140,000.00	140,000.00	-	-	0.0%	140,000.00
052100349900	Umuike Health Post	140,000.00	140,000.00	-	-	0.0%	140,000.00
052100350000	Umunuko Primary Health Centre,	140,000.00	140,000.00	-	-	0.0%	140,000.00
052100350100	Umuogazi Primary Health Centre	140,000.00	140,000.00	-	-	0.0%	140,000.00
052100350200	Unubi Primary Health Center	140,000.00	140,000.00	-	-	0.0%	140,000.00
052100350300	Utuh Primary Health Centre	140,000.00	140,000.00	-	-	0.0%	140,000.00
052100350400	Akili-Ogidi Primary Health Centre	140,000.00	140,000.00	-	-	0.0%	140,000.00
052100350500	Akili-Ozizor Primary Health Centre	140,000.00	140,000.00	-	-	0.0%	140,000.00
052100350600	Amiyi Primary Health Centre	140,000.00	140,000.00	-	-	0.0%	140,000.00
052100350700	Atani Comprehensive Health Centre	140,000.00	140,000.00	-	-	0.0%	140,000.00
052100350800	Atani ii Primary Health Centre	140,000.00	140,000.00	-	-	0.0%	140,000.00
052100350900	Atani1 Primary Health Centre	140,000.00	140,000.00	-	-	0.0%	140,000.00
052100351000	Iyiowa Health Post	140,000.00	140,000.00	-	-	0.0%	140,000.00
052100351100	Maternal and Child Health Clinic Atani	140,000.00	140,000.00	-	-	0.0%	140,000.00
052100351200	Mputu Primary Health Centre	140,000.00	140,000.00	-	-	0.0%	140,000.00
052100351300	Obeagwe 1 Primary Health Centre	140,000.00	140,000.00	-	-	0.0%	140,000.00
052100351400	Obeagwe Health Post II	140,000.00	140,000.00	-	-	0.0%	140,000.00
052100351500	Ochuche Model Primary Health Centre	140,000.00	140,000.00	-	-	0.0%	140,000.00
052100351600	Odeke Primary Health Centre	140,000.00	140,000.00	-	-	0.0%	140,000.00
052100351700	Ogbakuba Primary Health Centre	140,000.00	140,000.00	-	-	0.0%	140,000.00
052100351800	Ogwuaniocha Basic Health Clinic	140,000.00	140,000.00	-	-	0.0%	140,000.00
052100351900	Ogwuikpele Health Post	140,000.00	140,000.00	-	-	0.0%	140,000.00
052100352000	Ohita Health Post	140,000.00	140,000.00	-	-	0.0%	140,000.00
052100352100	Okpoko Health Post 2	140,000.00	140,000.00	-	-	0.0%	140,000.00
052100352200	Okpoko Health Post 3	140,000.00	140,000.00	-	-	0.0%	140,000.00
052100352300	Okpoko Health Post 7	140,000.00	140,000.00	-	-	0.0%	140,000.00
052100352400	Okpoko Health Post 9	140,000.00	140,000.00	-	-	0.0%	140,000.00
052100352500	Okpoko 5 Health Post	140,000.00	140,000.00	-	-	0.0%	140,000.00
052100352600	Okpoko 6 Primary Health Centre	140,000.00	140,000.00	-	-	0.0%	140,000.00
052100352700	Okpoko 8 Health Post	140,000.00	140,000.00	-	-	0.0%	140,000.00
052100352800	Okpoko Primary Health Centre 1	140,000.00	140,000.00	-	-	0.0%	140,000.00
052100352900	Okpoko Primary Health Centre 11	140,000.00	140,000.00	-	-	0.0%	140,000.00
052100353000	Okpoko Primary Health Centre 5	140,000.00	140,000.00	-	-	0.0%	140,000.00

Code	Administrative Unit	2024 Original Budget	2024 Final Budget	2024 Q4 Performance	2024 Performance Year to Date (Q1-Q4)	% Performance Year to Date against 2024 Final Budget	Balance (against Final Budget)
052100353100	Okpoko Primary Health Centre iii	140,000.00	140,000.00	-	-	0.0%	140,000.00
052100353200	Osomalla Primary Health Centre	140,000.00	140,000.00	-	-	0.0%	140,000.00
052100353300	Ossomala General Hospital	140,000.00	140,000.00	-	-	0.0%	140,000.00
052100353400	St. James Health Post Iyiowa	140,000.00	140,000.00	-	-	0.0%	140,000.00
052100353500	Umunankwo Primary Health Centre	140,000.00	140,000.00	-	-	0.0%	140,000.00
052100353600	Umuzu Health Post	140,000.00	140,000.00	-	-	0.0%	140,000.00
052100353700	3-3 Health Post	140,000.00	140,000.00	-	-	0.0%	140,000.00
052100353800	Akpaka Primary Health Centre	140,000.00	140,000.00	-	-	0.0%	140,000.00
052100353900	Army Barracks MRS Hospital	140,000.00	140,000.00	-	-	0.0%	140,000.00
052100354000	Basic Health Centre Onitsha	140,000.00	140,000.00	-	-	0.0%	140,000.00
052100354100	Christ Church Health Post	140,000.00	140,000.00	-	-	0.0%	140,000.00
052100354200	Church of Divine Love H/P	140,000.00	140,000.00	-	-	0.0%	140,000.00
052100354300	Emmanuel Church Primary Health Centre	140,000.00	140,000.00	-	-	0.0%	140,000.00
052100354400	Federal Government Girls Clinic	140,000.00	140,000.00	-	-	0.0%	140,000.00
052100354500	Holy Spirit Primary Health Centre	140,000.00	140,000.00	-	-	0.0%	140,000.00
052100354600	Immanuel Church Primary Health Centre	140,000.00	140,000.00	-	-	0.0%	140,000.00
052100354700	Inland Town Primary Health Centre	140,000.00	140,000.00	-	-	0.0%	140,000.00
052100354800	Isiafor Health Post	140,000.00	140,000.00	-	-	0.0%	140,000.00
052100354900	Ogboye Phc	140,000.00	140,000.00	-	-	0.0%	140,000.00
052100355000	Onitsha General Hospital	140,000.00	140,000.00	-	-	0.0%	140,000.00
052100355100	Our Lady'S Of Fatima Woliwo Health Post	140,000.00	140,000.00	-	-	0.0%	140,000.00
052100355200	Police Medical Centre	140,000.00	140,000.00	-	-	0.0%	140,000.00
052100355300	Prisons Marine Health Post	140,000.00	140,000.00	90,000.00	90,000.00	64.3%	50,000.00
052100355400	Queen of Rossary Health Clinic	140,000.00	140,000.00	90,000.00	90,000.00	64.3%	50,000.00
052100355500	St. Marks Primary Health Centre	140,000.00	140,000.00	90,000.00	90,000.00	64.3%	50,000.00
052100355600	St. Marys Catholic Church Osha Health Post	140,000.00	140,000.00	-	-	0.0%	140,000.00
052100355700	St.Patrick'S Hospital And Maternity	140,000.00	140,000.00	-	-	0.0%	140,000.00
052100355800	Christ the King Parish Health Post	140,000.00	140,000.00	-	-	0.0%	140,000.00
052100355900	Health Post Pam Pam	140,000.00	140,000.00	-	-	0.0%	140,000.00
052100356000	Methodist Health Post	140,000.00	140,000.00	-	-	0.0%	140,000.00
052100356100	Nweje Health Post	140,000.00	140,000.00	-	-	0.0%	140,000.00
052100356200	Odoakpu Model Primary Health Centre	140,000.00	140,000.00	-	-	0.0%	140,000.00
052100356300	Queen Of Peace Health Post	140,000.00	140,000.00	-	-	0.0%	140,000.00
052100356400	Recreation Health Post	140,000.00	140,000.00	-	-	0.0%	140,000.00
052100356500	Redemption Health Post	140,000.00	140,000.00	-	-	0.0%	140,000.00
052100356600	Sacred Heart Clinic	140,000.00	140,000.00	-	-	0.0%	140,000.00
052100356700	Sokoto Road Health Post	140,000.00	140,000.00	-	-	0.0%	140,000.00
052100356800	St Barnabas Health Post ,	140,000.00	140,000.00	-	-	0.0%	140,000.00
052100356900	ST Faith Health Post, Fegge	140,000.00	140,000.00	-	-	0.0%	140,000.00
052100357000	St. Christopher Health Post	140,000.00	140,000.00	-	-	0.0%	140,000.00
052100357100	St. Dominic Health Post	140,000.00	140,000.00	-	-	0.0%	140,000.00
052100357200	St. John Ang Primary Health Centre	140,000.00	140,000.00	-	-	0.0%	140,000.00
052100357300	St. John De Baptist Health Post	140,000.00	140,000.00	-	-	0.0%	140,000.00
052100357400	St. Jude Health Post	140,000.00	140,000.00	-	-	0.0%	140,000.00
052100357500	St. Monica Health Post	140,000.00	140,000.00	-	-	0.0%	140,000.00
052100357600	Ziks Avenue Health Post	140,000.00	140,000.00	-	-	0.0%	140,000.00
052100357700	Agbata Ndiowu Primary Health Centre	140,000.00	140,000.00	-	-	0.0%	140,000.00
052100357800	Ajali Maternal and Child Health Clinic	140,000.00	140,000.00	-	-	0.0%	140,000.00
052100357900	Ajali Model Primary Health Centre	140,000.00	140,000.00	-	-	0.0%	140,000.00
052100358000	Amaetiti Health Post	140,000.00	140,000.00	-	-	0.0%	140,000.00

Code	Administrative Unit	2024 Original Budget	2024 Final Budget	2024 Q4 Performance	2024 Performance Year to Date (Q1-Q4)	% Performance Year to Date against 2024 Final Budget	Balance (against Final Budget)
052100358100	Amako Nanka Health Centre	140,000.00	140,000.00	-	-	0.0%	140,000.00
052100358200	Amaokpala Primary Health Centre	140,000.00	140,000.00	-	-	0.0%	140,000.00
052100358300	Arogwe Health Post	140,000.00	140,000.00	-	-	0.0%	140,000.00
052100358400	Aronota Health Post	140,000.00	140,000.00	-	-	0.0%	140,000.00
052100358500	Awa Primary Health Centre	140,000.00	140,000.00	-	-	0.0%	140,000.00
052100358600	Awgbu II Primary Health Centre	140,000.00	140,000.00	-	-	0.0%	140,000.00
052100358700	Awgbu III Health Post	140,000.00	140,000.00	-	-	0.0%	140,000.00
052100358800	Awgbu Referral Primary Health Center	140,000.00	140,000.00	-	-	0.0%	140,000.00
052100358900	Best Hospital and Maternity	140,000.00	140,000.00	-	-	0.0%	140,000.00
052100359000	Cottage Hospital Ufuma	140,000.00	140,000.00	-	80,000.00	57.1%	60,000.00
052100359100	Enugu-Abo Primary Health Centre	140,000.00	140,000.00	-	-	0.0%	140,000.00
052100359200	Etiti Umuogu Health Post	140,000.00	140,000.00	-	-	0.0%	140,000.00
052100359400	Iwolo Primary Health Centre	140,000.00	140,000.00	-	-	0.0%	140,000.00
052100359500	Model Primary Health Centre, Ndiowu	140,000.00	140,000.00	-	-	0.0%	140,000.00
052100359600	Nanka 1 Primary Health Centre	140,000.00	840,000.00	700,000.00	840,000.00	100.0%	-
052100359700	Nanka 11 Primary Health Centre	60,000.00	60,000.00	60,000.00	60,000.00	100.0%	-
052100359800	Nanka 2 Health Post	140,000.00	40,000.00	-	-	0.0%	40,000.00
052100359900	Ndikelionwu Primary Health Centre	140,000.00	60,000.00	60,000.00	60,000.00	100.0%	-
052100360000	Ndiokpalaeze Primary Health Centre	140,000.00	40,000.00	-	-	0.0%	40,000.00
052100360100	Ndiopalaeke Primary Health Centre	140,000.00	40,000.00	-	-	0.0%	40,000.00
052100360200	Ndiowu Primary Health Centre	140,000.00	40,000.00	-	-	0.0%	40,000.00
052100360300	Ndiukwuenu Health Post	140,000.00	40,000.00	-	-	0.0%	40,000.00
052100360400	Ndiukwuenu Primary Health Centre	140,000.00	100,000.00	100,000.00	100,000.00	100.0%	-
052100360500	Ofuobi Comprehensive Health Centre	140,000.00	140,000.00	50,000.00	50,000.00	35.7%	90,000.00
052100360600	Oko I Primary Health Centre	140,000.00	140,000.00	100,000.00	100,000.00	71.4%	40,000.00
052100360700	Okpeze Primary Health Centre	140,000.00	140,000.00	140,000.00	140,000.00	100.0%	-
052100360800	Omogho Primary Health Centre	140,000.00	140,000.00	-	-	0.0%	140,000.00
052100360900	Primary Health Centre Omogho	140,000.00	140,000.00	60,000.00	60,000.00	42.9%	80,000.00
052100361000	Ugwu Awgbu Health Centre	140,000.00	140,000.00	-	-	0.0%	140,000.00
052100361100	Ugwu Umuagu Health Post	140,000.00	140,000.00	-	-	0.0%	140,000.00
052100361200	Umuaguosibe Health Post	140,000.00	140,000.00	-	-	0.0%	140,000.00
052100361300	Umueji Primary Health Centre	140,000.00	140,000.00	-	-	0.0%	140,000.00
052100361400	Umunebo Primary Health Centre	140,000.00	140,000.00	-	-	0.0%	140,000.00
052100361500	Umuochu primary Health Centre	140,000.00	140,000.00	-	-	0.0%	140,000.00
052100361600	Umuogem Health Post	140,000.00	140,000.00	-	-	0.0%	140,000.00
052100361700	Umuonyiba Health Post	140,000.00	140,000.00	-	-	0.0%	140,000.00
052100361800	Umuonyika I Primary Health Centre	140,000.00	140,000.00	-	-	0.0%	140,000.00
052100361900	Umuonyika II Primary Health Centre	140,000.00	140,000.00	-	-	0.0%	140,000.00
052100362000	Agbudu Primary Health Centre	140,000.00	140,000.00	-	-	0.0%	140,000.00
052100362100	Akwuoba Health Post	140,000.00	140,000.00	-	-	0.0%	140,000.00
052100362200	Amaikpa Health Post	140,000.00	140,000.00	-	-	0.0%	140,000.00
052100362300	Comprehensive Health Centre Lomu	140,000.00	140,000.00	-	-	0.0%	140,000.00
052100362400	Enugu Umuonyia Health Post	140,000.00	140,000.00	-	-	0.0%	140,000.00
052100362500	Eziagu Health Post	140,000.00	140,000.00	-	-	0.0%	140,000.00
052100362600	Ezira Primary Health Centre	140,000.00	140,000.00	-	-	0.0%	140,000.00
052100362700	Ihie Health Post	140,000.00	140,000.00	-	-	0.0%	140,000.00
052100362800	Ihite Primary Health Center	140,000.00	140,000.00	-	-	0.0%	140,000.00
052100362900	Isulo Primary Health Centre	140,000.00	140,000.00	-	-	0.0%	140,000.00
052100363000	Nawfija Primary Health Centre	140,000.00	140,000.00	-	-	0.0%	140,000.00
052100363100	Ndikpa Health Post	140,000.00	140,000.00	90,000.00	90,000.00	64.3%	50,000.00

Code	Administrative Unit	2024 Original Budget	2024 Final Budget	2024 Q4 Performance	2024 Performance Year to Date (Q1-Q4)	% Performance Year to Date against 2024 Final Budget	Balance (against Final Budget)
052100363200	Ndiukwu Health Post	140,000.00	140,000.00	90,000.00	90,000.00	64.3%	50,000.00
052100363300	Nsogwu Primary Health Centre	140,000.00	140,000.00	90,000.00	90,000.00	64.3%	50,000.00
052100363400	Nsogwu Unity Primary Health Center	140,000.00	140,000.00	-	-	0.0%	140,000.00
052100363500	Ogboji Primary Health Centre	140,000.00	140,000.00	-	-	0.0%	140,000.00
052100363600	Ogbunka Primary Health Centre	140,000.00	140,000.00	-	-	0.0%	140,000.00
052100363700	Ohukabia Health Post	140,000.00	140,000.00	-	-	0.0%	140,000.00
052100363800	Okpu Health Post	140,000.00	100,000.00	-	-	0.0%	100,000.00
052100363900	Onnel Primary Health Care	140,000.00	100,000.00	-	-	0.0%	100,000.00
052100364000	Owere Ezukala Primary Health Centre	140,000.00	100,000.00	-	-	0.0%	100,000.00
052100364100	Primary Health Centre Akpu	140,000.00	100,000.00	-	-	0.0%	100,000.00
052100364200	Primary Health Centre Umuchukwu	140,000.00	100,000.00	-	-	0.0%	100,000.00
052100364300	Ubaha Health Post	140,000.00	100,000.00	-	-	0.0%	100,000.00
052100364400	Ugwuaro Health Post	140,000.00	100,000.00	-	-	0.0%	100,000.00
052100364500	Umuawaihai Health Post	140,000.00	100,000.00	-	-	0.0%	100,000.00
052100364600	Umuchioma Health Post	140,000.00	100,000.00	-	-	0.0%	100,000.00
052100364700	Umunlebo Health Post	140,000.00	100,000.00	-	-	0.0%	100,000.00
052100364800	Umunze Maternal And Child Health	140,000.00	540,000.00	400,000.00	540,000.00	100.0%	-
052100364900	Umuomaku Health Post	140,000.00	140,000.00	140,000.00	140,000.00	100.0%	-
052100365000	Umuomaku Primary Health Centre	140,000.00	140,000.00	-	-	0.0%	140,000.00
052100365100	Umuoma\Ezeogbu Health Post	140,000.00	140,000.00	-	-	0.0%	140,000.00
052100365200	Ururo Health Post	140,000.00	140,000.00	-	-	0.0%	140,000.00
052100365300	Usube Health Post	140,000.00	140,000.00	-	-	0.0%	140,000.00
052100365400	Abakpu Health Clinic	140,000.00	140,000.00	-	-	0.0%	140,000.00
052100365500	Achallagu Health Clinic	140,000.00	140,000.00	-	-	0.0%	140,000.00
052100365600	Amadiaba Health Clinic Nteje	140,000.00	140,000.00	-	-	0.0%	140,000.00
052100365700	Awkuzu Pimary Health Centre	140,000.00	140,000.00	-	-	0.0%	140,000.00
052100365800	Azu Ogbunike Primary Health Center	140,000.00	140,000.00	140,000.00	140,000.00	100.0%	-
052100365900	Ifite Awkuzu Primary Health Centre	140,000.00	140,000.00	-	-	0.0%	140,000.00
052100366000	Ifite Ogbunike Primary Health Center	140,000.00	140,000.00	-	-	0.0%	140,000.00
052100366100	Ifite- Nkwelle Primary Health Center	140,000.00	140,000.00	-	-	0.0%	140,000.00
052100366200	Ifite-Nteje Primary Health Center	140,000.00	140,000.00	-	-	0.0%	140,000.00
052100366300	Igbu Health Clinic	140,000.00	140,000.00	-	-	0.0%	140,000.00
052100366400	Ikenga Health Clinic	140,000.00	140,000.00	-	-	0.0%	140,000.00
052100366500	Ndibunagu Primary Health Centre	140,000.00	140,000.00	-	-	0.0%	140,000.00
052100366600	Nkwelle Model Primary Health Centre	140,000.00	140,000.00	-	-	0.0%	140,000.00
052100366700	Nkwelle Primary Health Centre	140,000.00	140,000.00	-	-	0.0%	140,000.00
052100366800	Nteje Maternal and Child Health	140,000.00	140,000.00	-	-	0.0%	140,000.00
052100366900	Nteje Primary Health Centre	140,000.00	140,000.00	-	-	0.0%	140,000.00
052100367000	Obinetit i Awkuzu Health Clinic	140,000.00	140,000.00	-	-	0.0%	140,000.00
052100367100	Obinetiti Umunya primary Health Clinic	140,000.00	140,000.00	-	-	0.0%	140,000.00
052100367200	Ogbunike Primary Health Centre	140,000.00	140,000.00	-	-	0.0%	140,000.00
052100367300	Oyolu Primary Health Centre	140,000.00	140,000.00	-	-	0.0%	140,000.00
052100367400	Oze Nkwelle Ezunaka Primary Health Centre	140,000.00	140,000.00	-	-	0.0%	140,000.00
052100367500	St Stephen Primary Health Care Centre	140,000.00	140,000.00	-	-	0.0%	140,000.00
052100367600	Umunya Comprehensive Health Center(NAUTH)	140,000.00	140,000.00	-	-	0.0%	140,000.00
052100367700	Umunya Primary Health Center	140,000.00	140,000.00	-	-	0.0%	140,000.00
052100367800	Ogbu Primary Health Centre 2	140,000.00	140,000.00	-	-	0.0%	140,000.00
052100367900	Odekpe Primary Health Centre 2	140,000.00	140,000.00	-	-	0.0%	140,000.00
052100368000	Amawbia Maternal and Child Health Clinic 2	140,000.00	140,000.00	-	-	0.0%	140,000.00
052100368100	Okpuno Primary Health Centre 2	140,000.00	140,000.00	-	-	0.0%	140,000.00

Code	Administrative Unit	2024 Original Budget	2024 Final Budget	2024 Q4 Performance	2024 Performance Year to Date (Q1-Q4)	% Performance Year to Date against 2024 Final Budget	Balance (against Final Budget)
052100368200	Umudioka Primary Health Centre 2	140,000.00	140,000.00	-	-	0.0%	140,000.00
052100368300	Umueze Amawbia Health Post 2	140,000.00	140,000.00	-	-	0.0%	140,000.00
052100368400	Ifite Primary Health Centre 2	140,000.00	140,000.00	-	-	0.0%	140,000.00
052100368500	Akwa Primary Health Centre 2	140,000.00	140,000.00	-	-	0.0%	140,000.00
052100368600	Nkwelle Primary Health Centre 2	140,000.00	140,000.00	-	-	0.0%	140,000.00
052100368700	Nnamdi Azikwe University Teaching Hospital 2	140,000.00	140,000.00	-	-	0.0%	140,000.00
052100368800	Methodist Health Post 2	140,000.00	140,000.00	-	-	0.0%	140,000.00
052100368900	Akabor Health Post 2	140,000.00	140,000.00	-	-	0.0%	140,000.00
052100369000	Nnobi Model Primary Health Centre 2	140,000.00	140,000.00	-	-	0.0%	140,000.00
052100369100	Eziama Primary Health Centr 2	140,000.00	140,000.00	-	-	0.0%	140,000.00
052102700100	Chukwuemeka Odumegwu OjukwuUniversity Teaching Hospital	1,048,569,876.80	1,310,981,820.00	633,335,475.78	1,310,981,820.00	100.0%	-
052102700200	General Hospital Onitsha	630,000.00	1,630,000.00	1,000,000.00	1,630,000.00	100.0%	-
052102700300	General Hospital Enugwu-Ukwu	525,000.00	2,225,000.00	1,700,000.00	2,225,000.00	100.0%	-
052102700400	General Hospital Orumba	105,000.00	105,000.00	105,000.00	105,000.00	100.0%	-
052102700500	General Hospital Ekwulobia	525,000.00	2,725,000.00	2,200,000.00	2,725,000.00	100.0%	-
052102700600	General Hospital Ogidi	210,000.00	710,000.00	500,000.00	710,000.00	100.0%	-
052102700700	General Hospital Ossomala	157,500.00	407,500.00	250,000.00	407,500.00	100.0%	-
052102700800	General Hospital Agulu	210,000.00	460,000.00	250,000.00	460,000.00	100.0%	-
052102700900	General Hospital – Nimo	210,000.00	410,000.00	200,000.00	410,000.00	100.0%	-
052102701000	General Hospital – Okija	210,000.00	610,000.00	400,000.00	610,000.00	100.0%	-
052102701100	General Hospital – Oraifite	210,000.00	810,000.00	600,000.00	810,000.00	100.0%	-
052102701200	General Hospital – Nnobi	157,500.00	707,500.00	550,000.00	707,500.00	100.0%	-
052102701300	General Hospital – Ukpokpor	210,000.00	710,000.00	500,000.00	710,000.00	100.0%	-
052102701400	General Hospital Ichi	210,000.00	660,000.00	450,000.00	660,000.00	100.0%	-
052102701500	General Hospital Mbaikwu	315,000.00	355,000.00	40,000.00	355,000.00	100.0%	-
052102701600	General Hospital Amanuke	157,500.00	807,500.00	650,000.00	807,500.00	100.0%	-
052102701700	General Hospital Ifite-Dunu	210,000.00	210,000.00	185,000.00	185,000.00	88.1%	25,000.00
052102701800	General Hospital Umuleri	315,000.00	1,715,000.00	1,400,000.00	1,715,000.00	100.0%	-
052102701900	General Hospital Umuchu	210,000.00	810,000.00	600,000.00	810,000.00	100.0%	-
052102702000	General Hospital Nnokwa	210,000.00	210,000.00	210,000.00	210,000.00	100.0%	-
052102702100	General Hospital Nando	210,000.00	210,000.00	210,000.00	210,000.00	100.0%	-
052102702200	Cottage Hospital Enugu Abor	210,000.00	210,000.00	210,000.00	210,000.00	100.0%	-
052102702300	C.H.C Ideani	105,000.00	105,000.00	32,500.00	72,500.00	69.0%	32,500.00
052102702400	C.H.C. Atani	210,000.00	410,000.00	200,000.00	410,000.00	100.0%	-
052102702500	C.H.C. Umuoba Anam	63,000.00	413,000.00	350,000.00	413,000.00	100.0%	-
052102702600	C.H.C. Nawgu	126,000.00	396,000.00	270,000.00	396,000.00	100.0%	-
052102702700	C.H.C. Osumenyi	210,000.00	410,000.00	200,000.00	410,000.00	100.0%	-
052102702800	C.H.C. Azia	105,000.00	395,000.00	290,000.00	395,000.00	100.0%	-
052102702900	C.H.C. Achina	840,000.00	840,000.00	446,500.00	836,500.00	99.6%	3,500.00
052102703000	C.H.C. Mgbakwu	840,000.00	840,000.00	445,000.00	835,000.00	99.4%	5,000.00
052102703100	General Hospital Agulu Uzoigbo	157,500.00	567,500.00	410,000.00	567,500.00	100.0%	-
052102703200	Psychiatric Hospital Nawfia	525,000.00	2,735,000.00	2,210,000.00	2,735,000.00	100.0%	-
052102703300	Anambra State Oxygen Production Plant	6,930,000.00	6,930,000.00	2,067,038.80	2,935,828.70	42.4%	3,994,171.30
052110200100	State Hospital Management Board (SHMB)	40,376,872.13	40,401,872.13	10,839,023.94	38,357,084.73	94.9%	2,044,787.40
<b>053500000000</b>	<b>Ministry of Environment, Beautification &amp; Ecology</b>	<b>224,691,342.00</b>	<b>224,691,342.00</b>	<b>18,786,686.48</b>	<b>51,757,335.90</b>	<b>23.0%</b>	<b>172,934,006.10</b>
053500100100	Ministry of Environment, Beautification & Ecology	14,677,400.00	14,677,400.00	1,805,945.37	6,757,461.37	46.0%	7,919,938.63
053500100200	Anambra State Park and Gardens	7,135,017.00	7,135,017.00	2,127,798.00	6,002,634.00	84.1%	1,132,383.00
053500100300	Anambra State Clear Drainage and Fores	28,875,000.00	28,875,000.00	-	-	0.0%	28,875,000.00
053500100400	Anambra State Erosion, Watershed and Climate Change Agency	23,100,000.00	23,100,000.00	2,005,960.86	5,999,474.53	26.0%	17,100,525.47
053505500100	Anambra State Waste Management Agency - ASWAMA	150,150,000.00	150,150,000.00	12,846,982.25	32,837,186.00	21.9%	117,312,814.00

Code	Administrative Unit	2024 Original Budget	2024 Final Budget	2024 Q4 Performance	2024 Performance Year to Date (Q1-Q4)	% Performance Year to Date against 2024 Final Budget	Balance (against Final Budget)
053510900100	Forestry Department	753,925.00	753,925.00	-	160,580.00	21.3%	593,345.00
<b>055100000000</b>	<b>Ministry of Local Government, Chieftaincy &amp; Community Affairs</b>	<b>12,600,000.00</b>	<b>12,600,000.00</b>	<b>-</b>	<b>2,962,095.96</b>	<b>23.5%</b>	<b>9,637,904.04</b>
055100100100	Ministry of Local Government, Chieftaincy & Community Affairs	12,600,000.00	12,600,000.00	-	2,962,095.96	23.5%	9,637,904.04
<b>056600000000</b>	<b>Ministry of Tertiary and Science Education</b>	<b>2,902,826,483.27</b>	<b>2,902,826,482.47</b>	<b>-</b>	<b>15,083,544.30</b>	<b>0.5%</b>	<b>2,887,742,938.17</b>
056600100200	Information Communication Technology (ICT) Agency	21,459,963.27	21,459,963.27	11,372,271.53	15,083,544.30	70.3%	6,376,418.97
056601800100	Anambra State Polytechnic – Mgbakwu	145,066,520.00	145,066,520.00	-	-	0.0%	145,066,520.00
056601900100	Nwafor Orizu College of Education Nsugbe	515,025,000.00	515,024,999.79	-	-	0.0%	515,024,999.79
056602100100	Chukwuemeka Odumegwu Ojukwu University Igbaram	1,087,275,000.00	1,087,274,999.41	-	-	0.0%	1,087,274,999.41
056602100200	Chukwuemeka Odumegwu Ojukwu University - Uli Campus	1,134,000,000.00	1,134,000,000.00	-	400,408,503.85	0.0%	1,134,000,000.00
<b>057500000000</b>	<b>Anambra State Disability Rights Commission</b>	<b>18,300,000.00</b>	<b>18,300,000.00</b>	<b>-</b>	<b>-</b>	<b>0.0%</b>	<b>18,300,000.00</b>
057500100100	Anambra State Disability Rights Commission	18,300,000.00	18,300,000.00	-	-	0.0%	18,300,000.00



Table 7: Capital Expenditure by Administrative Classification

## Anambra State Government Budget Performance Report 2024 Q4 - Capital Expenditure by Administrative Classification

Code	Administrative Unit	2024 Original Budget	2024 Final Budget	2024 Q4 Performance	2024 Performance Year to Date (Q1-Q4)	% Performance Year to Date against 2024 Final Budget	Balance (against Final Budget)
	<b>Total Capital Expenditure</b>	<b>313,930,288,526.11</b>	<b>313,930,288,526.11</b>	<b>104,110,924,508.87</b>	<b>201,144,759,336.60</b>	<b>64.1%</b>	<b>112,785,529,189.51</b>
<b>01000000000</b>	<b>Administration Sector</b>	<b>17,288,110,619.11</b>	<b>19,288,110,619.11</b>	<b>3,653,689,140.62</b>	<b>8,345,638,640.82</b>	<b>43.3%</b>	<b>10,942,471,978.29</b>
<b>01110000000</b>	<b>Office of the Executive Governor</b>	<b>7,136,936,515.11</b>	<b>9,136,936,515.11</b>	<b>2,424,429,591.10</b>	<b>4,845,937,357.83</b>	<b>53.0%</b>	<b>4,290,999,157.28</b>
011100100100	Office of the Executive Governor	6,530,956,515.11	8,530,956,515.11	2,389,113,524.10	4,796,387,190.83	56.2%	3,734,569,324.28
011100100200	Office of the Deputy Governor	320,980,000.00	320,980,000.00	1,120,000.00	15,354,100.00	4.8%	305,625,900.00
011101000100	Anambra Public Procurement AgencyAPPA	285,000,000.00	285,000,000.00	34,196,067.00	34,196,067.00	12.0%	250,803,933.00
<b>01610000000</b>	<b>Office of the Secretary to the StateGovernment</b>	<b>1,962,500,000.00</b>	<b>1,962,500,000.00</b>	<b>320,601,223.07</b>	<b>730,185,278.07</b>	<b>37.2%</b>	<b>1,232,314,721.93</b>
016100100100	Office of the Secretary to the StateGovernment	1,548,460,000.00	1,548,460,000.00	320,601,223.07	730,185,278.07	47.2%	818,274,721.93
016102200100	Ocha Brigade	414,040,000.00	414,040,000.00	-	-	0.0%	414,040,000.00
<b>01120000000</b>	<b>Anambra State House of Assembly</b>	<b>3,404,870,000.00</b>	<b>3,404,870,000.00</b>	<b>547,369,534.45</b>	<b>1,884,543,802.92</b>	<b>55.3%</b>	<b>1,520,326,197.08</b>
011200300100	Anambra State House of Assembly	3,404,870,000.00	3,404,870,000.00	547,369,534.45	1,884,543,802.92	55.3%	1,520,326,197.08
<b>01230000000</b>	<b>Ministry of Information and CommunicationStrategy</b>	<b>1,879,318,076.00</b>	<b>1,879,318,076.00</b>	<b>235,000,000.00</b>	<b>690,755,650.00</b>	<b>36.8%</b>	<b>1,188,562,426.00</b>
012300100100	Ministry of Information and CommunicationStrategy	1,862,118,076.00	1,862,118,076.00	235,000,000.00	690,755,650.00	37.1%	1,171,362,426.00
012300100200	Anambra State Sinage Agency - ANSAA	17,200,000.00	17,200,000.00	-	-	0.0%	17,200,000.00
<b>01240000000</b>	<b>Ministry of Homeland Affairs</b>	<b>1,262,180,000.00</b>	<b>1,262,180,000.00</b>	<b>-</b>	<b>-</b>	<b>0.0%</b>	<b>1,262,180,000.00</b>
012400100100	Ministry of Homeland Affairs	1,262,180,000.00	1,262,180,000.00	-	-	0.0%	1,262,180,000.00
<b>01250000000</b>	<b>Office of the Head of Service</b>	<b>885,906,028.00</b>	<b>885,906,028.00</b>	<b>117,193,792.00</b>	<b>159,604,602.00</b>	<b>18.0%</b>	<b>726,301,426.00</b>
012500100100	Office of the Head of Service	885,906,028.00	885,906,028.00	117,193,792.00	159,604,602.00	18.0%	726,301,426.00
<b>01400000000</b>	<b>Office of the Auditor General (State)</b>	<b>152,280,000.00</b>	<b>152,280,000.00</b>	<b>9,095,000.00</b>	<b>34,611,950.00</b>	<b>22.7%</b>	<b>117,668,050.00</b>
014000100100	Office of the Auditor General (State)	116,650,000.00	116,650,000.00	9,095,000.00	34,611,950.00	29.7%	82,038,050.00
014000100200	Office of the Auditor General (Local Government)	35,630,000.00	35,630,000.00	-	-	0.0%	35,630,000.00
<b>01470000000</b>	<b>Civil Service Commission</b>	<b>30,000,000.00</b>	<b>30,000,000.00</b>	<b>-</b>	<b>-</b>	<b>0.0%</b>	<b>30,000,000.00</b>
014700100100	Civil Service Commission	30,000,000.00	30,000,000.00	-	-	0.0%	30,000,000.00
<b>01480000000</b>	<b>Anambra State Independent Electoral Commission</b>	<b>129,120,000.00</b>	<b>129,120,000.00</b>	<b>-</b>	<b>-</b>	<b>0.0%</b>	<b>129,120,000.00</b>
014800100100	Anambra State Independent Electoral Commission	129,120,000.00	129,120,000.00	-	-	0.0%	129,120,000.00
<b>01700000000</b>	<b>Ministry of Special Duties</b>	<b>445,000,000.00</b>	<b>445,000,000.00</b>	<b>-</b>	<b>-</b>	<b>0.0%</b>	<b>445,000,000.00</b>
017000100100	Ministry of Special Duties	445,000,000.00	445,000,000.00	-	-	0.0%	445,000,000.00
<b>02000000000</b>	<b>Economic Sector</b>	<b>239,905,313,401.00</b>	<b>239,905,313,401.00</b>	<b>86,825,897,594.39</b>	<b>171,160,217,501.95</b>	<b>71.3%</b>	<b>68,745,095,899.05</b>
<b>02150000000</b>	<b>Ministry of Agriculture, Mechanization , Processing &amp; Export</b>	<b>2,725,050,000.00</b>	<b>2,725,050,000.00</b>	<b>11,113,130.00</b>	<b>1,357,364,660.00</b>	<b>49.8%</b>	<b>1,367,685,340.00</b>
021500100100	Ministry of Agriculture, Mechanization , Processing & Export	2,725,050,000.00	2,725,050,000.00	11,113,130.00	1,357,364,660.00	49.8%	1,367,685,340.00
<b>02200000000</b>	<b>Ministry of Finance</b>	<b>3,093,100,000.00</b>	<b>3,093,100,000.00</b>	<b>32,475,000.00</b>	<b>626,415,458.63</b>	<b>20.3%</b>	<b>2,466,684,541.37</b>
022000100100	Ministry of Finance	1,279,200,000.00	1,279,200,000.00	-	506,928,711.13	39.6%	772,271,288.87
022000700100	Office of the Accountant General	710,000,000.00	710,000,000.00	32,475,000.00	119,486,747.50	16.8%	590,513,252.50
022000800100	Anambra State Internal Revenue Service	1,103,900,000.00	1,103,900,000.00	-	-	0.0%	1,103,900,000.00
<b>02220000000</b>	<b>Ministry of Trade, Commerce, Markets &amp; Wealth Creation</b>	<b>627,000,000.00</b>	<b>627,000,000.00</b>	<b>14,603,600.00</b>	<b>14,603,600.00</b>	<b>2.3%</b>	<b>612,396,400.00</b>
022200100100	Ministry of Trade, Commerce, Markets & Wealth Creation	416,000,000.00	416,000,000.00	14,603,600.00	14,603,600.00	3.5%	401,396,400.00
022200100200	Anambra State Industrail DevelopmentAgency	211,000,000.00	211,000,000.00	-	-	0.0%	211,000,000.00
<b>02320000000</b>	<b>Ministry of Petroleum and Mineral Resources</b>	<b>654,478,000.00</b>	<b>654,478,000.00</b>	<b>44,856,138.00</b>	<b>101,457,138.00</b>	<b>15.5%</b>	<b>553,020,862.00</b>
023200100100	Ministry of Petroleum and Mineral Resources	654,478,000.00	654,478,000.00	44,856,138.00	101,457,138.00	15.5%	553,020,862.00
<b>02290000000</b>	<b>Ministry of Transport</b>	<b>5,589,790,000.00</b>	<b>5,589,790,000.00</b>	<b>378,750,825.31</b>	<b>924,542,363.81</b>	<b>16.5%</b>	<b>4,665,247,636.19</b>
022900100100	Ministry of Transport	5,378,790,000.00	5,378,790,000.00	304,296,575.31	778,877,113.81	14.5%	4,599,912,886.19
022905500100	Anambra State Transport ManangementAgency - ATMA	211,000,000.00	211,000,000.00	74,454,250.00	145,665,250.00	69.0%	65,334,750.00

Code	Administrative Unit	2024 Original Budget	2024 Final Budget	2024 Q4 Performance	2024 Performance Year to Date (Q1-Q4)	% Performance Year to Date against 2024 Final Budget	Balance (against Final Budget)
<b>023400000000</b>	<b>Ministry of Works</b>	<b>190,711,200,000.00</b>	<b>182,711,200,000.00</b>	<b>77,691,578,790.85</b>	<b>147,929,992,653.35</b>	<b>81.0%</b>	<b>34,781,207,346.65</b>
023400100100	Ministry of Works	189,105,000,000.00	181,105,000,000.00	76,946,312,171.85	146,803,640,634.35	81.1%	34,301,359,365.65
023405400100	Anambra State Road Maintenance Agency	1,606,200,000.00	1,606,200,000.00	745,266,619.00	1,126,352,019.00	70.1%	479,847,981.00
<b>023600000000</b>	<b>Ministry of Culture, Entertainment &amp; Tourism</b>	<b>10,540,996,000.00</b>	<b>10,540,996,000.00</b>	<b>2,660,668,867.61</b>	<b>4,760,712,487.98</b>	<b>45.2%</b>	<b>5,780,283,512.02</b>
023600100100	Ministry of Culture, Entertainment & Tourism	10,540,996,000.00	10,540,996,000.00	2,660,668,867.61	4,760,712,487.98	45.2%	5,780,283,512.02
<b>023800000000</b>	<b>Ministry of Budget &amp; Economic Planning</b>	<b>3,180,000,000.00</b>	<b>3,180,000,000.00</b>	<b>100,144,754.00</b>	<b>607,029,976.00</b>	<b>19.1%</b>	<b>2,572,970,024.00</b>
023800100100	Ministry of Budget & Economic Planning	2,908,000,000.00	2,908,000,000.00	87,380,154.00	594,265,376.00	20.4%	2,313,734,624.00
023800400100	State Bureau of Statistics	272,000,000.00	272,000,000.00	12,764,600.00	12,764,600.00	4.7%	259,235,400.00
<b>025300000000</b>	<b>Ministry of Housing</b>	<b>10,525,000,000.00</b>	<b>18,525,000,000.00</b>	<b>2,424,815,458.92</b>	<b>7,015,036,791.92</b>	<b>37.9%</b>	<b>11,509,963,208.08</b>
025300100100	Ministry of Housing	10,525,000,000.00	18,525,000,000.00	2,424,815,458.92	7,015,036,791.92	37.9%	11,509,963,208.08
<b>026000000000</b>	<b>Ministry of Lands</b>	<b>2,048,699,401.00</b>	<b>2,048,699,401.00</b>	<b>22,000,000.00</b>	<b>356,782,125.00</b>	<b>17.4%</b>	<b>1,691,917,276.00</b>
026000100100	Ministry of Lands	1,528,314,000.00	1,528,314,000.00	22,000,000.00	356,782,125.00	23.3%	1,171,531,875.00
026005500100	Anambra State Physical Planning Board	520,385,401.00	520,385,401.00	-	-	0.0%	520,385,401.00
<b>025200000000</b>	<b>Ministry of Power &amp; Water Resources</b>	<b>10,210,000,000.00</b>	<b>10,210,000,000.00</b>	<b>3,444,891,029.70</b>	<b>7,466,280,247.26</b>	<b>73.1%</b>	<b>2,743,719,752.74</b>
025200100100	Ministry of Power & Water Resources	9,145,000,000.00	9,145,000,000.00	3,444,891,029.70	7,466,280,247.26	81.6%	1,678,719,752.74
025210400100	Anambra State Urban Water Assets Holdings Corporation	1,065,000,000.00	1,065,000,000.00	-	-	0.0%	1,065,000,000.00
<b>030000000000</b>	<b>Law &amp; Justice Sector</b>	<b>6,861,824,000.00</b>	<b>7,861,824,000.00</b>	<b>914,651,214.63</b>	<b>2,840,816,685.03</b>	<b>36.1%</b>	<b>5,021,007,314.97</b>
<b>031800000000</b>	<b>Judicial Service Commission</b>	<b>4,938,824,000.00</b>	<b>4,938,824,000.00</b>	<b>670,974,536.43</b>	<b>1,696,966,518.33</b>	<b>34.4%</b>	<b>3,241,857,481.67</b>
031801100100	Judicial Service Commission	173,020,000.00	173,020,000.00	59,910,800.00	59,963,800.00	34.7%	113,056,200.00
031805100100	High Court of Justice	4,765,804,000.00	4,765,804,000.00	611,063,736.43	1,637,002,718.33	34.3%	3,128,801,281.67
<b>032600000000</b>	<b>Ministry of Justice</b>	<b>1,923,000,000.00</b>	<b>2,923,000,000.00</b>	<b>243,676,678.20</b>	<b>1,143,850,166.70</b>	<b>39.1%</b>	<b>1,779,149,833.30</b>
032600100100	Ministry of Justice	1,923,000,000.00	2,923,000,000.00	243,676,678.20	1,143,850,166.70	39.1%	1,779,149,833.30
<b>050000000000</b>	<b>Social Sector</b>	<b>49,875,040,506.00</b>	<b>46,875,040,506.00</b>	<b>12,716,686,559.23</b>	<b>18,798,086,508.80</b>	<b>40.1%</b>	<b>28,076,953,997.20</b>
<b>051300000000</b>	<b>Ministry of Youths, Entrepreneurship &amp; Sport Development</b>	<b>5,443,646,000.00</b>	<b>5,443,646,000.00</b>	<b>199,311,000.00</b>	<b>930,512,200.00</b>	<b>17.1%</b>	<b>4,513,133,800.00</b>
051300100100	Ministry of Youths, Entrepreneurship & Sport Development	4,134,358,500.00	4,134,358,500.00	76,990,000.00	545,769,000.00	13.2%	3,588,589,500.00
051300100200	Sport Development Commission	1,309,287,500.00	1,309,287,500.00	122,321,000.00	384,743,200.00	29.4%	924,544,300.00
<b>051400000000</b>	<b>Ministry of Social Welfare, Children &amp; Women Affairs</b>	<b>2,271,000,000.00</b>	<b>2,271,000,000.00</b>	<b>34,903,100.00</b>	<b>70,415,100.00</b>	<b>3.1%</b>	<b>2,200,584,900.00</b>
051400100100	Ministry of Social Welfare, Children & Women Affairs	2,271,000,000.00	2,271,000,000.00	34,903,100.00	70,415,100.00	3.1%	2,200,584,900.00
<b>051700000000</b>	<b>Ministry of Basic Education</b>	<b>18,209,210,000.00</b>	<b>15,209,210,000.00</b>	<b>5,514,774,234.26</b>	<b>6,212,441,638.70</b>	<b>40.8%</b>	<b>8,996,768,361.30</b>
051700100100	Ministry of Basic Education	15,248,000,000.00	12,248,000,000.00	5,466,296,597.26	6,124,545,417.70	50.0%	6,123,454,582.30
051700300100	Anambra State Universal Basic Education Board	1,651,210,000.00	1,651,210,000.00	10,768,516.00	50,187,100.00	3.0%	1,601,022,900.00
051705100100	Post Primary School Service Commission PPSSC	1,310,000,000.00	1,310,000,000.00	37,709,121.00	37,709,121.00	2.9%	1,272,290,879.00
<b>052100000000</b>	<b>Ministry of Health</b>	<b>16,822,033,554.00</b>	<b>16,822,033,554.00</b>	<b>6,212,682,774.45</b>	<b>10,513,361,093.41</b>	<b>62.5%</b>	<b>6,308,672,460.59</b>
052100100100	Ministry of Health	15,184,969,000.00	15,184,969,000.00	6,150,661,899.81	10,451,340,218.77	68.8%	4,733,628,781.23
052100100200	Indigenous Medicine and Herbal Practice	225,023,554.00	225,023,554.00	-	-	0.0%	225,023,554.00
052100200100	Anambra State Health Insurance Agency	31,000,000.00	31,000,000.00	-	-	0.0%	31,000,000.00
052100300100	Anambra State Primary Health Care Agency	511,800,000.00	511,800,000.00	12,294,000.00	12,294,000.00	2.4%	499,506,000.00
052100303400	Chukwuemeka Odumegwu Ojukwu Teaching Hospital center	688,241,000.00	688,241,000.00	-	-	0.0%	688,241,000.00
052102703300	Anambra State Oxygen Production Plant	181,000,000.00	181,000,000.00	49,726,874.64	49,726,874.64	27.5%	131,273,125.36
<b>053500000000</b>	<b>Ministry of Environment, Beautification &amp; Ecology</b>	<b>2,064,712,352.00</b>	<b>2,064,712,352.00</b>	<b>315,533,980.37</b>	<b>401,798,167.49</b>	<b>19.5%</b>	<b>1,662,914,184.51</b>
053500100100	Ministry of Environment, Beautification & Ecology	654,980,000.00	654,980,000.00	75,110,056.30	161,374,243.42	24.6%	493,605,756.58
053500100300	Anambra State Clear Drainage and Fores	24,000,000.00	24,000,000.00	-	-	0.0%	24,000,000.00
053500100400	Anambra State Erosion, Watershed and Climate Change Agency	1,090,000,000.00	1,090,000,000.00	237,923,924.07	237,923,924.07	21.8%	852,076,075.93
053505500100	Anambra State Waste Management Agency - ASWAMA	219,000,000.00	219,000,000.00	-	-	0.0%	219,000,000.00
053510900100	Forestry Department	76,732,352.00	76,732,352.00	2,500,000.00	2,500,000.00	3.3%	74,232,352.00

Code	Administrative Unit	2024 Original Budget	2024 Final Budget	2024 Q4 Performance	2024 Performance Year to Date (Q1-Q4)	% Performance Year to Date against 2024 Final Budget	Balance (against Final Budget)
<b>05510000000</b>	<b>Ministry of Local Government, Chieftaincy &amp; Community Affairs</b>	<b>312,570,000.00</b>	<b>312,570,000.00</b>	-	<b>13,800,000.00</b>	<b>4.4%</b>	<b>298,770,000.00</b>
055100100100	Ministry of Local Government, Chieftaincy & Community Affairs	312,570,000.00	312,570,000.00	-	13,800,000.00	4.4%	298,770,000.00
<b>05660000000</b>	<b>Ministry of Tertiary and Science Education</b>	<b>4,587,368,600.00</b>	<b>4,587,368,600.00</b>	<b>439,481,470.15</b>	<b>655,758,309.20</b>	<b>14.3%</b>	<b>3,931,610,290.80</b>
056600100200	Information Communication Technology (ICT) Agency	2,762,500,000.00	2,762,500,000.00	439,481,470.15	655,758,309.20	23.7%	2,106,741,690.80
056601800100	Anambra State Polytechnic – Mgbakwu	728,868,600.00	728,868,600.00	-	-	0.0%	728,868,600.00
056601900100	Nwafor Orizu College of Education Nsugbe	579,000,000.00	579,000,000.00	-	-	0.0%	579,000,000.00
056602100100	Chukwuemeka Odumegwu Ojukwu University Igbaram	517,000,000.00	517,000,000.00	-	-	0.0%	517,000,000.00
<b>05750000000</b>	<b>Anambra State Disability Rights Commission</b>	<b>164,500,000.00</b>	<b>164,500,000.00</b>	-	-	<b>0.0%</b>	<b>164,500,000.00</b>
057500100100	Anambra State Disability Rights Commission	164,500,000.00	164,500,000.00	-	-	0.0%	164,500,000.00

**Table 8: Other Expenditure by Administrative Classification****Anambra State Government Budget Performance Report 2024 Q4 - Other Expenditure by Administrative Classification**

Code	Administrative Unit	2024 Original Budget	2024 Final Budget	2024 Q4 Performance	2024 Performance Year to Date (Q1-Q4)	% Performance Year to Date against 2024 Final Budget	Balance (against Final Budget)
	<b><i>Total Other Expenditure</i></b>	<b><i>16,400,582,459.59</i></b>	<b><i>15,768,647,973.84</i></b>	<b><i>3,537,907,492.19</i></b>	<b><i>12,534,793,631.56</i></b>	<b><i>79.5%</i></b>	<b><i>3,233,854,342.28</i></b>
<b>010000000000</b>	<b>Administration Sector</b>	<b>2,168,561,842.09</b>	<b>2,168,561,842.09</b>	<b>10,434,380.00</b>	<b>2,090,124,380.00</b>	<b>96.4%</b>	<b>78,437,462.09</b>
<b>011100000000</b>	<b>Office of the Executive Governor</b>	<b>2,168,561,842.09</b>	<b>2,168,561,842.09</b>	<b>10,434,380.00</b>	<b>2,090,124,380.00</b>	<b>96.4%</b>	<b>78,437,462.09</b>
011100100100	Office of the Executive Governor	2,168,561,842.09	2,168,561,842.09	10,434,380.00	2,090,124,380.00	96.4%	78,437,462.09
<b>020000000000</b>	<b>Economic Sector</b>	<b>14,230,000,000.00</b>	<b>13,599,786,131.75</b>	<b>3,527,188,112.19</b>	<b>10,444,384,251.56</b>	<b>76.8%</b>	<b>3,155,401,880.19</b>
<b>022000000000</b>	<b>Ministry of Finance</b>	<b>14,230,000,000.00</b>	<b>13,599,786,131.75</b>	<b>3,527,188,112.19</b>	<b>10,444,384,251.56</b>	<b>76.8%</b>	<b>3,155,401,880.19</b>
022000700100	Office of the Accountant General	14,230,000,000.00	13,599,786,131.75	3,527,188,112.19	10,444,384,251.56	76.8%	3,155,401,880.19
<b>030000000000</b>	<b>Law &amp; Justice Sector</b>	<b>2,020,617.50</b>	<b>300,000.00</b>	<b>285,000.00</b>	<b>285,000.00</b>	<b>95.0%</b>	<b>15,000.00</b>
<b>032600000000</b>	<b>Ministry of Justice</b>	<b>2,020,617.50</b>	<b>300,000.00</b>	<b>285,000.00</b>	<b>285,000.00</b>	<b>95.0%</b>	<b>15,000.00</b>
032600100100	Ministry of Justice	2,020,617.50	300,000.00	285,000.00	285,000.00	95.0%	15,000.00

## 2.E Expenditure by Economic Classification

**Table 9: Total Expenditure by Economic Classification**

Anambra State Government Budget Performance Report 2024 Q4 - Total Expenditure by Economic Classification

Code	Economic	2024 Original Budget	2024 Final Budget	2024 Q4 Performance	2024 Performance Year to Date (Q1-Q4)	% Performance Year to Date against 2024 Final Budget	Balance (against Final Budget)
	<b>Total Expenditure</b>	<b>410,132,225,272.11</b>	<b>410,132,225,272.11</b>	<b>120,886,595,806.21</b>	<b>255,815,868,289.27</b>	<b>62.4%</b>	<b>154,316,356,982.84</b>
<b>2</b>	<b>Expenditures</b>	<b>410,132,225,272.11</b>	<b>410,132,225,272.11</b>	<b>120,886,595,806.21</b>	<b>255,815,868,289.27</b>	<b>62.4%</b>	<b>154,316,356,982.84</b>
<b>21</b>	<b>Personnel Cost</b>	<b>46,200,295,746.88</b>	<b>46,200,295,746.88</b>	<b>11,163,147,781.54</b>	<b>34,001,954,937.40</b>	<b>73.6%</b>	<b>12,198,340,809.48</b>
<b>2101</b>	<b>Salary</b>	<b>18,046,588,936.11</b>	<b>17,638,161,090.00</b>	<b>5,268,433,551.26</b>	<b>13,912,920,445.46</b>	<b>78.9%</b>	<b>3,725,240,644.54</b>
<b>210101</b>	<b>Salaries and Wages</b>	<b>18,046,588,936.11</b>	<b>17,638,161,090.00</b>	<b>5,268,433,551.26</b>	<b>13,912,920,445.46</b>	<b>78.9%</b>	<b>3,725,240,644.54</b>
21010101	Salary	16,361,146,416.76	15,882,576,139.00	5,186,022,882.00	13,732,961,679.92	86.5%	2,149,614,459.08
21010102	Over Time Payments	933,479,852.06	933,479,852.00	-	-	0.0%	933,479,852.00
21010103	Consolidated Revenue Fund Charge- Salaries	647,815,841.58	717,958,273.00	82,410,669.26	179,958,765.54	25.1%	537,999,507.46
21010104	Consolidated Revenue Fund Charge- Political Appointees	104,146,825.70	104,146,826.00	-	-	0.0%	104,146,826.00
<b>2102</b>	<b>Allowances and Social Contribution</b>	<b>14,124,245,161.80</b>	<b>14,242,522,344.00</b>	<b>3,801,537,983.53</b>	<b>9,778,946,141.98</b>	<b>68.7%</b>	<b>4,463,576,202.02</b>
<b>210201</b>	<b>Allowances</b>	<b>13,435,310,345.48</b>	<b>13,553,587,545.00</b>	<b>3,798,594,464.53</b>	<b>9,763,277,162.45</b>	<b>72.0%</b>	<b>3,790,310,382.55</b>
21020101	Housing/Rent Allowance	3,218,485,823.51	3,209,390,058.00	1,186,395,283.67	2,840,769,757.71	88.5%	368,620,300.29
21020102	Transport Allowance	535,043,411.03	542,315,984.00	76,259,288.96	291,344,938.96	53.7%	250,971,045.04
21020103	Meal Subsidy	306,779,966.69	307,800,634.00	38,856,326.19	146,857,532.49	47.7%	160,943,101.51
21020104	Utility Allowance	315,572,106.63	247,993,490.00	30,488,907.33	103,597,757.33	41.8%	144,395,732.67
21020105	Entertainment Allowance	600,000.00	-	-	-	-	-
21020106	Leave Allowance	1,261,417,657.48	1,277,109,016.00	868,968,597.63	868,968,597.63	68.0%	408,140,418.37
21020107	Domestic Staff Allowance	-	791,877.00	791,877.00	791,877.00	100.0%	-
21020114	Legislative Allowance	2,792,952.78	5,571,590.00	2,217,956.80	2,217,956.80	39.8%	3,353,633.20
21020125	Severance Allowances	7,794,618,427.36	7,962,614,896.00	1,594,616,226.95	5,508,728,744.53	69.2%	2,453,886,151.47
<b>210202</b>	<b>Social Contributions</b>	<b>688,934,816.32</b>	<b>688,934,799.00</b>	<b>2,943,519.00</b>	<b>15,668,979.53</b>	<b>2.3%</b>	<b>673,265,819.47</b>
21020201	ASHIS Contribution	297,990,000.00	297,990,000.00	0.00	3,894,903.53	1.3%	294,095,096.47
21020202	Contributory Pension	38,825,867.68	38,825,868.00	-	-	0.0%	38,825,868.00
21020203	Group Life Insurance	121,275,000.00	121,275,000.00	-	-	0.0%	121,275,000.00
21020204	Employees Compensation Fund	160,777,826.76	160,777,809.00	2,943,519.00	11,774,076.00	7.3%	149,003,733.00
21020205	Housing Fund Contribution	70,066,121.87	70,066,122.00	-	-	0.0%	70,066,122.00
<b>2103</b>	<b>Social Benefits</b>	<b>14,029,461,648.98</b>	<b>14,319,612,312.88</b>	<b>2,093,176,246.75</b>	<b>10,310,088,349.96</b>	<b>72.0%</b>	<b>4,009,523,962.92</b>
<b>210301</b>	<b>Social Benefits</b>	<b>14,029,461,648.98</b>	<b>14,319,612,312.88</b>	<b>2,093,176,246.75</b>	<b>10,310,088,349.96</b>	<b>72.0%</b>	<b>4,009,523,962.92</b>
21030101	Gratuity	5,029,461,648.98	9,529,461,649.00	2,014,245,446.34	7,043,707,095.32	73.9%	2,485,754,553.68
21030102	Pension	7,000,000,000.00	4,290,150,663.88	78,930,800.41	3,266,381,254.64	76.1%	1,023,769,409.24
21030103	Death Benefits	2,000,000,000.00	500,000,000.00	-	-	0.0%	500,000,000.00
<b>22</b>	<b>Other Recurrent Costs</b>	<b>50,001,640,999.11</b>	<b>50,001,640,999.11</b>	<b>5,612,523,515.80</b>	<b>20,669,154,015.27</b>	<b>41.3%</b>	<b>29,332,486,983.84</b>
<b>2202</b>	<b>Overhead Cost</b>	<b>33,601,058,539.52</b>	<b>34,232,993,025.27</b>	<b>2,074,616,023.61</b>	<b>8,134,360,383.71</b>	<b>23.8%</b>	<b>26,098,632,641.56</b>
<b>220201</b>	<b>Travel &amp; Transport - General</b>	<b>2,492,117,553.13</b>	<b>1,927,048,064.13</b>	<b>194,534,514.81</b>	<b>601,371,728.90</b>	<b>31.2%</b>	<b>1,325,676,335.23</b>
22020101	Local Travel & Transport: Training	1,121,013,710.88	520,476,939.20	52,722,074.12	93,382,664.00	17.9%	427,094,275.20
22020102	Local Travel & Transport: Others	551,472,715.71	571,230,350.77	114,162,713.85	345,185,292.99	60.4%	226,045,057.78
22020103	International Travel & Transport: Training	692,613,832.67	692,613,832.67	135,617.84	28,870,788.91	4.2%	663,743,043.76
22020104	International Travel & Transport: Others	127,017,293.88	142,726,941.50	27,514,109.00	133,932,983.00	93.8%	8,793,958.50
<b>220202</b>	<b>Utilities - General</b>	<b>506,471,491.97</b>	<b>515,368,943.65</b>	<b>86,588,282.83</b>	<b>206,857,818.90</b>	<b>40.1%</b>	<b>308,511,124.75</b>
22020201	Electricity Charges	226,204,914.61	222,440,537.96	46,612,163.08	93,868,405.44	42.2%	128,572,132.52
22020202	Telephone Charges	172,755,786.66	174,314,092.95	13,413,634.00	52,951,720.25	30.4%	121,362,372.70
22020203	Internet Access Charges	52,208,287.67	74,033,145.22	20,342,320.54	43,213,103.00	58.4%	30,820,042.22
22020204	Satellite Broadcasting Access Charges	8,468,010.29	11,182,604.80	585,650.00	1,604,000.00	14.3%	9,578,604.80

Code	Economic	2024 Original Budget	2024 Final Budget	2024 Q4 Performance	2024 Performance Year to Date (Q1-Q4)	% Performance Year to Date against 2024 Final Budget	Balance (against Final Budget)
22020205	Water Rates	23,268,849.25	23,363,572.09	1,831,519.00	9,928,844.00	42.5%	13,434,728.09
22020206	Sewerage Charges	19,156,099.50	5,625,446.64	2,442,996.21	3,852,996.21	68.5%	1,772,450.43
22020208	Software Charges/ License Renewal	4,409,544.00	4,409,544.00	1,360,000.00	1,438,750.00	32.6%	2,970,794.00
<b>220203</b>	<b>Materials &amp; Supplies - General</b>	<b>1,396,403,709.83</b>	<b>1,404,668,643.15</b>	<b>- 665,670,248.74</b>	<b>261,485,086.73</b>	<b>18.6%</b>	<b>1,143,183,556.42</b>
22020301	Office Stationeries / Computer Consumables	196,642,606.59	205,843,322.50	41,939,772.26	123,515,339.18	60.0%	82,327,983.32
22020302	Books	18,850,534.45	17,585,534.60	1,267,000.00	3,085,300.00	17.5%	14,500,234.60
22020303	Newspapers	36,565,407.45	35,203,092.57	4,926,680.00	18,943,130.00	53.8%	16,259,962.57
22020304	Magazines & Periodicals	67,648,281.12	67,207,941.00	1,360,000.00	6,412,966.00	9.5%	60,794,975.00
22020305	Printing Of Non Security Documents	108,293,676.08	111,850,657.80	22,863,350.00	26,752,575.00	23.9%	85,098,082.80
22020306	Printing Of Security Documents	33,525,200.80	33,436,200.53	3,937,250.00	4,231,250.00	12.7%	29,204,950.53
22020307	Drugs/Laboratory/Medical Supplies	776,496,667.55	776,496,667.55	- 763,698,217.00	11,531,750.55	1.5%	764,964,917.00
22020308	Field & Camping Materials Supplies	5,287,590.00	5,287,590.40	-	-	0.0%	5,287,590.40
22020309	Uniforms & Other Clothing	24,450,555.78	23,114,446.20	8,848,876.00	20,895,776.00	90.4%	2,218,670.20
22020310	Teaching Aids / Instruction Materials	13,066,810.00	13,066,810.00	1,346,000.00	5,810,000.00	44.5%	7,256,810.00
22020311	Food Stuff / Catering Materials Supplies	115,576,380.00	115,576,380.00	11,539,040.00	40,307,000.00	34.9%	75,269,380.00
<b>220204</b>	<b>Maintenance Services - General</b>	<b>2,070,922,708.43</b>	<b>3,111,240,348.26</b>	<b>1,216,660,053.59</b>	<b>2,034,419,646.26</b>	<b>65.4%</b>	<b>1,076,820,702.00</b>
22020401	Maintenance Of Motor Vehicle / Transport Equipment	405,784,317.86	521,972,830.34	175,791,022.50	351,696,866.39	67.4%	170,275,963.95
22020402	Maintenance Of Office Furniture	291,996,012.35	305,093,770.06	25,307,244.02	44,983,682.56	14.7%	260,110,087.50
22020403	Maintenance Of Office Building / Residential Qtrs	94,639,351.74	99,754,258.53	9,133,318.33	59,270,835.34	59.4%	40,483,423.19
22020404	Maintenance Of Office / It Equipments	529,299,267.15	576,546,866.92	39,011,934.56	71,793,768.59	12.5%	504,753,098.33
22020405	Maintenance Of Plants/Generators	112,352,117.33	119,961,667.76	27,310,838.34	54,119,891.90	45.1%	65,841,775.86
22020406	Other Maintenance Services	484,456,741.50	1,316,251,654.14	914,062,695.84	1,282,816,128.98	97.5%	33,435,525.16
22020411	Maintenance Of Communication Equipments	152,394,900.50	171,659,300.50	26,043,000.00	169,738,472.50	98.9%	1,920,828.00
<b>220205</b>	<b>Training - General</b>	<b>213,321,234.87</b>	<b>204,162,171.40</b>	<b>22,629,741.00</b>	<b>38,577,803.17</b>	<b>18.9%</b>	<b>165,584,368.23</b>
22020501	Local Training	138,847,489.87	129,688,426.40	22,051,591.00	36,317,975.87	28.0%	93,370,450.53
22020502	International Training	74,473,745.00	74,473,745.00	578,150.00	2,259,827.30	3.0%	72,213,917.70
<b>220206</b>	<b>Other Services - General</b>	<b>17,937,150,832.52</b>	<b>17,785,921,656.70</b>	<b>262,047,789.93</b>	<b>531,144,500.64</b>	<b>3.0%</b>	<b>17,254,777,156.06</b>
22020601	Security Services	342,296,274.85	393,083,106.62	162,921,581.07	331,145,141.07	84.2%	61,937,965.55
22020602	Office Rent	156,510,606.24	153,356,801.78	25,032,361.00	76,066,688.06	49.6%	77,290,113.72
22020603	Residential Rent	36,345,750.00	36,345,750.00	25,900,000.00	34,900,000.00	96.0%	1,445,750.00
22020604	Security Vote (Including Operations)	17,280,473,586.00	17,064,473,938.00	19,231,550.00	24,625,050.00	0.1%	17,039,848,888.00
22020605	Cleaning & Fumigation Services	121,524,615.43	138,662,060.30	28,962,297.86	64,407,621.51	46.4%	74,254,438.79
<b>220207</b>	<b>Consulting &amp; Professional Services - General</b>	<b>270,583,141.28</b>	<b>129,125,769.96</b>	<b>2,637,060.81</b>	<b>21,582,008.16</b>	<b>16.7%</b>	<b>107,543,761.80</b>
22020701	Financial Consulting	95,727,922.36	95,577,103.96	1,004,860.66	5,874,860.66	6.1%	89,702,243.30
22020702	Information Technology Consulting	6,466,425.00	6,466,425.00	1,466,747.50	1,768,747.50	27.4%	4,697,677.50
22020703	Legal Services	27,233,596.97	26,847,044.00	165,452.65	13,905,400.00	51.8%	12,941,644.00
22020706	Surveying Services	555,196.95	235,197.00	-	33,000.00	14.0%	202,197.00
22020708	Medical Consulting	140,600,000.00	-	-	-	-	-
<b>220208</b>	<b>Fuel &amp; Lubricants - General</b>	<b>1,479,066,119.25</b>	<b>1,773,878,032.79</b>	<b>446,122,592.89</b>	<b>1,441,183,134.20</b>	<b>81.2%</b>	<b>332,694,898.59</b>
22020801	Motor Vehicle Fuel Cost	799,415,593.45	995,083,337.37	240,688,112.93	773,325,998.79	77.7%	221,757,338.58
22020802	Other Transport Equipment Fuel Cost	24,194,334.66	27,623,760.60	4,019,278.56	14,319,862.56	51.8%	13,303,898.04
22020803	Plant / Generator Fuel Cost	611,341,689.12	708,277,220.60	197,482,201.40	615,559,672.85	86.9%	92,717,547.75
22020806	Cooking Gas/Fuel Cost	44,114,502.02	42,893,714.22	3,933,000.00	37,977,600.00	88.5%	4,916,114.22
<b>220209</b>	<b>Financial Charges - General</b>	<b>52,571,872.11</b>	<b>50,340,194.47</b>	<b>1,783,943.12</b>	<b>9,571,916.78</b>	<b>19.0%</b>	<b>40,768,277.69</b>
22020901	Bank Charges (Other Than Interest)	52,521,472.11	50,289,794.47	1,781,451.87	9,564,197.78	19.0%	40,725,596.69

Code	Economic	2024 Original Budget	2024 Final Budget	2024 Q4 Performance	2024 Performance Year to Date (Q1-Q4)	% Performance Year to Date against 2024 Final Budget	Balance (against Final Budget)
22020904	Other Crf Bank Charges	50,400.00	50,400.00	2,491.25	7,719.00	15.3%	42,681.00
<b>220210</b>	<b>Miscellaneous Expenses General</b>	<b>7,182,449,876.13</b>	<b>7,331,239,200.77</b>	<b>507,282,293.37</b>	<b>2,988,166,739.97</b>	<b>40.8%</b>	<b>4,343,072,460.80</b>
22021001	Refreshment & Meals	1,449,115,338.21	1,447,284,935.05	399,676,138.01	631,713,278.00	43.6%	815,571,657.05
22021002	Honorarium & Sitting Allowance	328,621,636.66	329,028,279.79	69,131,758.34	173,717,057.19	52.8%	155,311,222.60
22021003	Publicity & Advertisements	182,978,307.60	167,808,906.78	34,915,605.79	116,974,972.64	69.7%	50,833,934.14
22021004	Medical Expenses-Local	17,652,476.78	17,652,476.78	1,003,794.64	1,828,694.64	10.4%	15,823,782.14
22021006	Postages & Courier Services	29,839,107.79	33,244,791.70	3,347,888.07	5,209,071.00	15.7%	28,035,720.70
22021007	Welfare Packages	3,010,461,126.69	3,189,813,199.34	329,066,667.89	1,795,591,778.33	56.3%	1,394,221,421.01
22021008	Subscription To Professional Bodies	30,657,893.75	30,340,522.73	3,543,236.70	7,355,861.70	24.2%	22,984,661.03
22021009	Sporting Activities	43,685,047.35	43,685,047.35	-	-	0.0%	43,685,047.35
22021011	Recruitment And Appointment (Service Wide)	1,848,000.00	1,848,000.00	520,000.00	1,055,000.00	57.1%	793,000.00
22021013	Promotion (Service Wide)	577,398.68	517,690.00	-	-	0.0%	517,690.00
22021014	Annual Budget Defence Expenses & Administration	58,420,936.87	57,520,270.31	7,495,460.00	11,814,710.00	20.5%	45,705,560.31
22021019	Medical Expenses-International	10,240,000.00	10,240,000.00	-	-	0.0%	10,240,000.00
22021021	Special Days/Celebrations	91,964,818.56	90,667,295.40	28,605,400.00	29,085,600.00	32.1%	61,581,695.40
22021026	Common Services (Committee/Commissions)	62,900,000.00	62,900,000.00	-	-	0.0%	62,900,000.00
22021027	Service School Payment	180,693.00	1,120,990.00	874,307.00	1,055,000.00	94.1%	65,990.00
22021028	Upkeep of Government Organisations	1,863,307,094.21	1,847,566,795.55	370,897,963.07	212,765,716.47	11.5%	1,634,801,079.08
<b>2203</b>	<b>Loans And Advances</b>	<b>2,020,617.50</b>	<b>300,000.00</b>	<b>285,000.00</b>	<b>285,000.00</b>	<b>95.0%</b>	<b>15,000.00</b>
<b>220301</b>	<b>Staff Loans &amp; Advances</b>	<b>2,020,617.50</b>	<b>300,000.00</b>	<b>285,000.00</b>	<b>285,000.00</b>	<b>95.0%</b>	<b>15,000.00</b>
22030103	Refurbishing Advances	240,920.00	300,000.00	285,000.00	285,000.00	95.0%	15,000.00
22030105	Spetacle Advances	62,947.50	-	-	-	-	-
22030107	Furnishing Advances	1,716,750.00	-	-	-	-	-
<b>2204</b>	<b>Grants And Contributions General</b>	<b>2,168,561,842.09</b>	<b>2,168,561,842.09</b>	<b>10,434,380.00</b>	<b>2,090,124,380.00</b>	<b>96.4%</b>	<b>78,437,462.09</b>
<b>220401</b>	<b>Local Grants And Contributions</b>	<b>2,168,561,842.09</b>	<b>2,168,561,842.09</b>	<b>10,434,380.00</b>	<b>2,090,124,380.00</b>	<b>96.4%</b>	<b>78,437,462.09</b>
22040109	GRANTS TO COMMUNITIES/Ngos	2,168,561,842.09	2,168,561,842.09	10,434,380.00	2,090,124,380.00	96.4%	78,437,462.09
<b>2206</b>	<b>PUBLIC DEBT CHARGES</b>	<b>14,230,000,000.00</b>	<b>7,599,786,131.75</b>	<b>- 1,906,486,109.81</b>	<b>5,010,710,029.56</b>	<b>65.9%</b>	<b>2,589,076,102.19</b>
<b>220601</b>	<b>FOREIGN INTEREST / DISCOUNT</b>	<b>1,230,000,000.00</b>	<b>2,230,000,000.00</b>	<b>937,627,488.90</b>	<b>2,167,627,488.90</b>	<b>97.2%</b>	<b>62,372,511.10</b>
22060102	FOREIGN INTEREST /DISCOUNT - LONG TERM BORROWINGS	1,230,000,000.00	2,230,000,000.00	937,627,488.90	2,167,627,488.90	97.2%	62,372,511.10
<b>220602</b>	<b>DOMESTIC INTEREST / DISCOUNT</b>	<b>13,000,000,000.00</b>	<b>5,369,786,131.75</b>	<b>- 2,844,113,598.71</b>	<b>2,843,082,540.66</b>	<b>52.9%</b>	<b>2,526,703,591.09</b>
22060202	DOMESTIC INTEREST /DISCOUNT - LONG TERM BORROWINGS	13,000,000,000.00	5,369,786,131.75	- 2,844,113,598.71	2,843,082,540.66	52.9%	2,526,703,591.09
<b>2207</b>	<b>TRANSFERS-PAYMENT</b>	<b>-</b>	<b>6,000,000,000.00</b>	<b>5,433,674,222.00</b>	<b>5,433,674,222.00</b>	<b>90.6%</b>	<b>566,325,778.00</b>
<b>220701</b>	<b>TRANSFER TO FUND RECURRENT EXPENDITURE-PAYMENT</b>	<b>-</b>	<b>6,000,000,000.00</b>	<b>5,433,674,222.00</b>	<b>5,433,674,222.00</b>	<b>90.6%</b>	<b>566,325,778.00</b>
22070105	Cost of IGR Collection (To fund Special Recurrent Expenditure)	-	6,000,000,000.00	5,433,674,222.00	5,433,674,222.00	90.6%	566,325,778.00
<b>23</b>	<b>Capital Expenditure</b>	<b>313,930,288,526.11</b>	<b>313,930,288,526.11</b>	<b>104,110,924,508.87</b>	<b>201,144,759,336.60</b>	<b>64.1%</b>	<b>112,785,529,189.51</b>
<b>2301</b>	<b>Fixed Assets Purchased</b>	<b>20,473,766,131.00</b>	<b>20,673,766,131.00</b>	<b>1,807,168,961.75</b>	<b>4,071,436,923.19</b>	<b>19.7%</b>	<b>16,602,329,207.81</b>
<b>230101</b>	<b>Purchase Of Fixed Assets - General</b>	<b>20,473,766,131.00</b>	<b>20,673,766,131.00</b>	<b>1,807,168,961.75</b>	<b>4,071,436,923.19</b>	<b>19.7%</b>	<b>16,602,329,207.81</b>
23010101	Purchase / Acquisition Of Land	1,000,000,000.00	1,000,000,000.00	22,000,000.00	356,782,125.00	35.7%	643,217,875.00
23010102	Purchase Of Office Buildings	1,510,000,000.00	1,510,000,000.00	295,934,700.00	1,115,567,365.90	73.9%	394,432,634.10
23010105	Purchase Of Motor Vehicles	3,193,170,000.00	3,193,170,000.00	306,735,229.00	684,899,309.00	21.4%	2,508,270,691.00
23010106	Purchase Of Vans	300,000,000.00	300,000,000.00	-	-	0.0%	300,000,000.00
23010107	Purchase Of Trucks	80,000,000.00	80,000,000.00	-	-	0.0%	80,000,000.00
23010108	Purchase Of Buses	1,510,000,000.00	1,510,000,000.00	-	-	0.0%	1,510,000,000.00
23010112	Purchase Of Office Furniture And Fittings	2,088,707,104.00	2,088,707,104.00	216,315,598.41	337,180,737.98	16.1%	1,751,526,366.02
23010113	Purchase Of Computers	805,050,000.00	805,050,000.00	28,052,395.00	119,759,198.50	14.9%	685,290,801.50

Code	Economic	2024 Original Budget	2024 Final Budget	2024 Q4 Performance	2024 Performance Year to Date (Q1-Q4)	% Performance Year to Date against 2024 Final Budget	Balance (against Final Budget)
23010114	Purchase Of Computer Printers	88,160,000.00	88,160,000.00	-	-	0.0%	88,160,000.00
23010115	Purchase Of Photocopying Machines	22,750,000.00	22,750,000.00	-	-	0.0%	22,750,000.00
23010118	Purchase Of Scanners	34,000,000.00	34,000,000.00	-	-	0.0%	34,000,000.00
23010119	Purchase Of Power Generating Set	291,482,875.00	291,482,875.00	3,300,500.00	7,681,716.00	2.6%	283,801,159.00
23010122	Purchase Of Health / Medical Equipment	1,923,957,652.00	1,923,957,652.00	510,444,963.44	669,994,438.44	34.8%	1,253,963,213.56
23010123	Purchase Of Fire Fighting Equipment	452,800,000.00	452,800,000.00	13,668,000.00	20,886,500.00	4.6%	431,913,500.00
23010124	Purchase Of Teaching / Learning Aid Equipment	968,000,000.00	968,000,000.00	37,709,121.00	37,709,121.00	3.9%	930,290,879.00
23010125	Purchase Of Library Books & Equipment	588,100,000.00	588,100,000.00	5,856,500.00	21,972,050.00	3.7%	566,127,950.00
23010126	Purchase Of Sporting / Gaming Equipment	309,075,000.00	309,075,000.00	65,793,813.69	131,702,549.66	42.6%	177,372,450.34
23010127	Purchase Of Agricultural Equipment	347,000,000.00	347,000,000.00	-	-	0.0%	347,000,000.00
23010128	Purchase Of Security Equipment	844,344,000.00	844,344,000.00	-	41,225,000.00	4.9%	803,119,000.00
23010129	Purchase Of Industrial Equipment	1,239,065,000.00	1,439,065,000.00	100,087,273.30	103,787,273.30	7.2%	1,335,277,726.70
23010132	Purch. & Installation Of Security Equip.(CCTV And Intercom)	465,000,000.00	465,000,000.00	6,238,676.71	6,238,676.71	1.3%	458,761,323.29
23010133	Purchases Of Surveying Equipment	415,450,000.00	415,450,000.00	-	-	0.0%	415,450,000.00
23010140	Purchase Of Disability Equipments	50,000,000.00	50,000,000.00	-	-	0.0%	50,000,000.00
23010141	Purchase of Computer Soft and Hardwares	1,002,654,500.00	1,002,654,500.00	152,268,529.20	373,287,199.70	37.2%	629,367,300.30
23010142	Purchase of Networking Facilities/Equipments	107,000,000.00	107,000,000.00	42,763,662.00	42,763,662.00	40.0%	64,236,338.00
23010143	Purchase of Media Equipments	755,000,000.00	755,000,000.00	-	-	0.0%	755,000,000.00
23010144	Purchase of Solar Equipments	83,000,000.00	83,000,000.00	-	-	0.0%	83,000,000.00
<b>2302</b>	<b>Construction / Provision</b>	<b>230,114,161,576.00</b>	<b>235,134,161,576.00</b>	<b>90,907,100,996.37</b>	<b>174,872,146,465.95</b>	<b>74.4%</b>	<b>60,262,015,110.05</b>
<b>230201</b>	<b>Construction / Provision Of Fixed Assets - General</b>	<b>230,114,161,576.00</b>	<b>235,134,161,576.00</b>	<b>90,907,100,996.37</b>	<b>174,872,146,465.95</b>	<b>74.4%</b>	<b>60,262,015,110.05</b>
23020101	Construction / Provision Of Office Buildings	8,658,557,500.00	16,658,557,500.00	1,540,965,054.84	5,618,165,094.54	33.7%	11,040,392,405.46
23020102	Construction / Provision Of Residential Buildings	1,693,000,000.00	1,693,000,000.00	528,537,329.04	822,177,483.78	48.6%	870,822,516.22
23020103	Construction / Provision Of Electricity	500,000,000.00	520,000,000.00	76,302,628.22	516,293,227.33	99.3%	3,706,772.67
23020104	Construction / Provision Of Housing	224,570,000.00	224,570,000.00	-	-	0.0%	224,570,000.00
23020105	Construction / Provision Of Water Facilities	8,104,000,000.00	8,104,000,000.00	3,298,188,107.60	6,632,917,913.82	81.8%	1,471,082,086.18
23020106	Construction / Provision Of Hospitals / Health Centres	10,078,019,000.00	10,078,019,000.00	5,160,947,949.31	7,177,805,372.27	71.2%	2,900,213,627.73
23020107	Construction / Provision Of Public Schools	1,218,000,000.00	1,218,000,000.00	26,073,263.00	124,147,562.33	10.2%	1,093,852,437.67
23020111	Construction / Provision Of Libraries	105,000,000.00	105,000,000.00	-	-	0.0%	105,000,000.00
23020112	Construction / Provision Of Sporting Facilities	3,361,525,000.00	3,361,525,000.00	94,640,000.00	706,020,000.00	21.0%	2,655,505,000.00
23020113	Construction / Provision Of Agricultural Facilities	176,000,000.00	176,000,000.00	15,408,230.00	28,910,460.00	16.4%	147,089,540.00
23020114	Construction / Provision Of Roads	141,108,000,000.00	141,108,000,000.00	70,744,676,396.40	138,178,786,937.06	97.9%	2,929,213,062.94
23020115	Construction / Provision Of Rail-Ways	2,700,000,000.00	2,700,000,000.00	-	325,000,000.00	12.0%	2,375,000,000.00
23020116	Construction / Provision Of Water-Ways	124,550,000.00	124,550,000.00	-	-	0.0%	124,550,000.00
23020117	Construction / Provision Of Air-Port / Aerodromes	2,000,000,000.00	2,000,000,000.00	974,129,118.66	1,114,901,174.66	55.7%	885,098,825.34
23020118	Construction / Provision Of Infrastructure	14,843,172,000.00	14,843,172,000.00	4,793,191,364.79	5,822,859,665.02	39.2%	9,020,312,334.98
23020119	Construction / Provision Of Recreational Facilities	31,275,750,000.00	28,275,750,000.00	2,940,275,053.92	5,322,179,938.32	18.8%	22,953,570,061.68
23020122	Construction Of Boundary Pillars/ Right Of Ways	197,900,000.00	197,900,000.00	1,120,000.00	11,654,100.00	5.9%	186,245,900.00
23020123	Construction Of Traffic /Street Lights	446,000,000.00	446,000,000.00	21,032,725.71	92,243,725.71	20.7%	353,756,274.29
23020124	Construction Of Markets/Parks	60,000,000.00	60,000,000.00	-	-	0.0%	60,000,000.00
23020127	Construction Of Ict Infrastructures	2,539,000,000.00	2,539,000,000.00	622,006,881.00	2,069,026,605.00	81.5%	469,973,395.00
23020128	Construction/Provision of Landscapping	16,500,000.00	16,500,000.00	-	-	0.0%	16,500,000.00
23020131	Construction/Provisions of Networking Facilities/Equipments	80,000,000.00	80,000,000.00	-	-	0.0%	80,000,000.00
23020132	Construction/Provisions of Media Equipments	294,618,076.00	294,618,076.00	-	-	0.0%	294,618,076.00
23020133	Construction/Provisions of Solar Equipments	310,000,000.00	310,000,000.00	69,606,893.88	309,057,206.11	99.7%	942,793.89



Code	Economic	2024 Original Budget	2024 Final Budget	2024 Q4 Performance	2024 Performance Year to Date (Q1-Q4)	% Performance Year to Date against 2024 Final Budget	Balance (against Final Budget)
<b>2303</b>	<b>Rehabilitation / Repairs</b>	<b>17,262,350,963.00</b>	<b>15,262,350,963.00</b>	<b>7,249,371,694.07</b>	<b>10,209,349,890.38</b>	<b>66.9%</b>	<b>5,053,001,072.62</b>
<b>230301</b>	<b>Rehabilitation / Repairs Of Fixed Assets - General</b>	<b>17,262,350,963.00</b>	<b>15,262,350,963.00</b>	<b>7,249,371,694.07</b>	<b>10,209,349,890.38</b>	<b>66.9%</b>	<b>5,053,001,072.62</b>
23030101	Rehabilitation / Repairs Of Residential Building	293,420,000.00	293,420,000.00	49,493,000.00	172,338,700.00	58.7%	121,081,300.00
23030103	Rehabilitation / Repairs - Housing	277,635,000.00	277,635,000.00	-	-	0.0%	277,635,000.00
23030104	Rehabilitation / Repairs - Water Facilities	360,000,000.00	360,000,000.00	-	-	0.0%	360,000,000.00
23030105	Rehabilitation / Repairs - Hospital / Health Centres	2,010,000,000.00	2,010,000,000.00	166,532,861.70	1,919,905,532.70	95.5%	90,094,467.30
23030106	Rehabilitation / Repairs - Public Schools	10,020,000,000.00	8,020,000,000.00	5,389,785,444.26	5,389,785,444.26	67.2%	2,630,214,555.74
23030112	Rehabilitation / Repairs - Agricultural Facilities	20,000,000.00	20,000,000.00	-	-	0.0%	20,000,000.00
23030113	Rehabilitation / Repairs - Roads	1,500,000,000.00	1,500,000,000.00	745,266,619.00	1,126,352,019.00	75.1%	373,647,981.00
23030116	Rehabilitation / Repairs - Air-Port / Aerodromes	500,000,000.00	500,000,000.00	286,020,099.60	433,540,638.10	86.7%	66,459,361.90
23030118	Rehabilitation / Repairs - Recreational Facilities	615,000,000.00	615,000,000.00	286,422,821.02	586,498,892.23	95.4%	28,501,107.77
23030121	Rehabilitation / Repairs Of Office Buildings	1,052,145,963.00	1,052,145,963.00	312,720,348.49	446,668,969.08	42.5%	605,476,993.92
23030124	Rehabilitation/Repairs- Markets/Parks	10,000,000.00	10,000,000.00	-	-	0.0%	10,000,000.00
23030125	Rehabilitation/Repairs- Power Generating Plants	131,000,000.00	131,000,000.00	8,140,000.00	15,119,210.00	11.5%	115,880,790.00
23030127	Rehabilitation/Repairs- Ict Infrastructures	473,150,000.00	473,150,000.00	4,990,500.00	119,140,485.01	25.2%	354,009,514.99
<b>2304</b>	<b>Preservation Of The Environment</b>	<b>3,646,732,352.00</b>	<b>3,446,732,352.00</b>	<b>237,923,924.07</b>	<b>1,577,671,354.83</b>	<b>45.8%</b>	<b>1,869,060,997.17</b>
<b>230401</b>	<b>Preservation Of The Environment - General</b>	<b>3,646,732,352.00</b>	<b>3,446,732,352.00</b>	<b>237,923,924.07</b>	<b>1,577,671,354.83</b>	<b>45.8%</b>	<b>1,869,060,997.17</b>
23040101	Tree Planting	164,732,352.00	164,732,352.00	-	-	0.0%	164,732,352.00
23040102	Erosion & Flood Control	1,375,000,000.00	1,175,000,000.00	232,923,924.07	248,766,754.83	21.2%	926,233,245.17
23040104	Industrial Pollution Prevention & Control	64,000,000.00	64,000,000.00	-	-	0.0%	64,000,000.00
23040105	Water Pollution Prevention & Control	30,000,000.00	30,000,000.00	5,000,000.00	5,000,000.00	16.7%	25,000,000.00
23040106	Agriculture Value Chain	2,013,000,000.00	2,013,000,000.00	-	1,323,904,600.00	65.8%	689,095,400.00
<b>2305</b>	<b>Other Capital Projects</b>	<b>42,433,277,504.11</b>	<b>39,413,277,504.11</b>	<b>3,909,358,932.61</b>	<b>10,414,154,702.25</b>	<b>26.4%</b>	<b>28,999,122,801.86</b>
<b>230501</b>	<b>Acquisition Of Non Tangible Assets</b>	<b>42,433,277,504.11</b>	<b>39,413,277,504.11</b>	<b>3,909,358,932.61</b>	<b>10,414,154,702.25</b>	<b>26.4%</b>	<b>28,999,122,801.86</b>
23050101	Research And Development	27,662,402,663.00	24,662,402,663.00	2,386,055,583.67	7,253,972,631.90	29.4%	17,408,430,031.10
23050102	Computer Software Acquisition	1,675,000,000.00	1,675,000,000.00	319,177,712.94	500,485,255.99	29.9%	1,174,514,744.01
23050103	Monitoring And Evaluation	2,042,020,826.00	2,022,020,826.00	40,262,466.00	189,668,906.36	9.4%	1,832,351,919.64
23050104	Anniversaries/Celebrations	1,599,690,000.00	1,599,690,000.00	133,964,038.00	399,000,938.00	24.9%	1,200,689,062.00
23050107	Margin For Increases In Costs	92,787,500.00	92,787,500.00	21,093,000.00	21,093,000.00	22.7%	71,694,500.00
23050108	Capacity Building	3,033,390,000.00	3,033,390,000.00	174,200,925.00	347,222,873.00	11.4%	2,686,167,127.00
23050109	E-Learning	236,000,000.00	236,000,000.00	-	3,010,000.00	1.3%	232,990,000.00
23050110	Value Orientation/Sensitization	5,517,536,515.11	5,517,536,515.11	689,187,100.00	1,541,085,040.00	27.9%	3,976,451,475.11
23050111	Publications/Publicity	574,450,000.00	574,450,000.00	145,418,107.00	158,616,057.00	27.6%	415,833,943.00

## 2.F Expenditure by Function

**Table 10: Total Expenditure by Function**

Anambra State Government Budget Performance Report 2024 Q4 - Total Expenditure by Functional Classification

Code	Function	2024 Original Budget	2024 Final Budget	2024 Q4 Performance	2024 Performance Year to Date (Q1-Q4)	% Performance Year to Date against 2024 Final Budget	Balance (against Final Budget)
	<b>Total Expenditure</b>	<b>410,132,225,272.11</b>	<b>410,132,225,272.11</b>	<b>120,886,595,806.21</b>	<b>255,815,868,289.27</b>	<b>62.4%</b>	<b>154,316,356,982.84</b>
<b>701</b>	<b>GENERAL PUBLIC SERVICES</b>	<b>71,374,217,954.44</b>	<b>72,784,997,344.36</b>	<b>11,121,481,272.22</b>	<b>31,242,258,291.88</b>	<b>42.9%</b>	<b>41,542,739,052.48</b>
<b>7011</b>	<b>EXECUTIVE AND LEGISLATIVE ORGANS, FINANCIAL AND FISCAL AFFAIRS, EXTERNAL AFFAIRS</b>	<b>48,187,295,989.08</b>	<b>50,202,295,967.52</b>	<b>6,211,215,320.56</b>	<b>17,310,191,157.37</b>	<b>34.5%</b>	<b>32,892,104,810.15</b>
70111	EXECUTIVE AND LEGISLATIVE ORGANS	41,787,242,902.15	43,802,242,898.52	5,460,695,352.49	15,628,288,684.69	35.7%	28,173,954,213.83
70112	FINANCIAL AND FISCAL AFFAIRS	6,400,053,086.93	6,400,053,069.00	750,519,968.07	1,681,902,472.68	26.3%	4,718,150,596.32
<b>7013</b>	<b>GENERAL SERVICES</b>	<b>8,759,620,854.96</b>	<b>8,785,614,134.19</b>	<b>1,371,065,235.14</b>	<b>3,462,654,011.59</b>	<b>39.4%</b>	<b>5,322,960,122.60</b>
70131	GENERAL PERSONNEL SERVICES	2,017,309,907.35	2,017,309,907.35	414,496,934.75	1,014,987,418.35	50.3%	1,002,322,489.00
70132	OVERALL PLANNING AND STATISTICAL SERVICES	3,391,973,427.16	3,391,973,426.00	173,255,193.84	805,400,321.11	23.7%	2,586,573,104.89
70133	OTHER GENERAL SERVICES	3,350,337,520.45	3,376,330,800.84	783,313,106.55	1,642,266,272.13	48.6%	1,734,064,528.71
<b>7016</b>	<b>GENERAL PUBLIC SERVICES N.E.C.</b>	<b>197,301,110.40</b>	<b>197,301,110.90</b>	<b>12,012,604.33</b>	<b>25,028,871.36</b>	<b>12.7%</b>	<b>172,272,239.54</b>
70161	GENERAL PUBLIC SERVICES N.E.C.	197,301,110.40	197,301,110.90	12,012,604.33	25,028,871.36	12.7%	172,272,239.54
<b>7017</b>	<b>PUBLIC DEBT TRANSACTIONS</b>	<b>14,230,000,000.00</b>	<b>13,599,786,131.75</b>	<b>3,527,188,112.19</b>	<b>10,444,384,251.56</b>	<b>76.8%</b>	<b>3,155,401,880.19</b>
70171	PUBLIC DEBT TRANSACTIONS	14,230,000,000.00	13,599,786,131.75	3,527,188,112.19	10,444,384,251.56	76.8%	3,155,401,880.19
<b>703</b>	<b>PUBLIC ORDER AND SAFETY</b>	<b>13,447,759,197.10</b>	<b>14,699,521,774.45</b>	<b>2,722,225,295.09</b>	<b>7,506,760,549.00</b>	<b>51.1%</b>	<b>7,192,761,225.45</b>
<b>7032</b>	<b>FIRE PROTECTION SERVICES</b>	<b>6,500,000.00</b>	<b>7,184,942.27</b>	<b>426,000.00</b>	<b>3,426,000.00</b>	<b>47.7%</b>	<b>3,758,942.27</b>
70321	FIRE PROTECTION SERVICES	6,500,000.00	7,184,942.27	426,000.00	3,426,000.00	47.7%	3,758,942.27
<b>7033</b>	<b>LAW COURTS</b>	<b>11,794,395,953.42</b>	<b>12,795,382,169.00</b>	<b>2,646,611,628.83</b>	<b>7,345,796,289.59</b>	<b>57.4%</b>	<b>5,449,585,879.41</b>
70331	LAW COURTS	11,794,395,953.42	12,795,382,169.00	2,646,611,628.83	7,345,796,289.59	57.4%	5,449,585,879.41
<b>7036</b>	<b>PUBLIC ORDER AND SAFETY N.E.C.</b>	<b>1,646,863,243.68</b>	<b>1,896,954,663.18</b>	<b>75,187,666.26</b>	<b>157,538,259.41</b>	<b>8.3%</b>	<b>1,739,416,403.77</b>
70361	PUBLIC ORDER AND SAFETY N.E.C.	1,646,863,243.68	1,896,954,663.18	75,187,666.26	157,538,259.41	8.3%	1,739,416,403.77
<b>704</b>	<b>ECONOMIC AFFAIRS</b>	<b>218,634,116,610.12</b>	<b>210,634,668,859.42</b>	<b>81,871,142,150.03</b>	<b>158,660,110,828.50</b>	<b>75.3%</b>	<b>51,974,558,030.92</b>
<b>7041</b>	<b>GENERAL ECONOMIC, COMMERCIAL, AND LABOUR AFFAIRS</b>	<b>2,631,670,429.95</b>	<b>2,631,670,429.94</b>	<b>78,942,759.39</b>	<b>910,908,154.55</b>	<b>34.6%</b>	<b>1,720,762,275.39</b>
70411	GENERAL ECONOMIC AND COMMERCIAL AFFAIRS	2,631,670,429.95	2,631,670,429.94	78,942,759.39	910,908,154.55	34.6%	1,720,762,275.39
<b>7042</b>	<b>AGRICULTURE, FORESTRY, FISHING, AND HUNTING</b>	<b>3,323,373,532.80</b>	<b>3,323,925,782.93</b>	<b>160,632,606.69</b>	<b>1,787,043,129.13</b>	<b>53.8%</b>	<b>1,536,882,653.80</b>
70421	AGRICULTURE	3,205,132,387.80	3,205,684,637.93	156,899,494.41	1,779,582,723.64	55.5%	1,426,101,914.29
70422	FORESTRY	77,486,277.00	77,486,277.00	2,500,000.00	2,660,580.00	3.4%	74,825,697.00
70423	FISHING AND HUNTING	40,754,868.00	40,754,868.00	1,233,112.28	4,799,825.49	11.8%	35,955,042.51
<b>7043</b>	<b>FUEL AND ENERGY</b>	<b>1,328,360,984.71</b>	<b>1,328,360,984.71</b>	<b>155,484,770.76</b>	<b>848,543,001.60</b>	<b>63.9%</b>	<b>479,817,983.11</b>
70435	ELECTRICITY	1,328,360,984.71	1,328,360,984.71	155,484,770.76	848,543,001.60	63.9%	479,817,983.11
<b>7044</b>	<b>MINING, MANUFACTURING, AND CONSTRUCTION</b>	<b>1,139,157,457.58</b>	<b>1,139,157,456.58</b>	<b>205,456,491.43</b>	<b>318,420,219.36</b>	<b>28.0%</b>	<b>820,737,237.22</b>
70441	MINING OF MINERAL RESOURCES OTHER THAN MINERAL FUELS	1,048,323,457.58	1,048,323,456.58	152,542,103.96	262,350,705.18	25.0%	785,972,751.40
70442	MANUFACTURING	90,834,000.00	90,834,000.00	52,914,387.47	56,069,514.18	61.7%	34,764,485.82
<b>7045</b>	<b>TRANSPORT</b>	<b>196,960,875,831.82</b>	<b>188,960,875,832.00</b>	<b>78,228,362,508.27</b>	<b>149,431,191,926.88</b>	<b>79.1%</b>	<b>39,529,683,905.12</b>
70451	ROAD TRANSPORT	196,960,875,831.82	188,960,875,832.00	78,228,362,508.27	149,431,191,926.88	79.1%	39,529,683,905.12
<b>7046</b>	<b>COMMUNICATION</b>	<b>2,497,682,373.27</b>	<b>2,497,682,373.27</b>	<b>381,594,145.88</b>	<b>603,291,909.00</b>	<b>24.2%</b>	<b>1,894,390,464.27</b>
70461	COMMUNICATION	2,497,682,373.27	2,497,682,373.27	381,594,145.88	603,291,909.00	24.2%	1,894,390,464.27
<b>7047</b>	<b>OTHER INDUSTRIES</b>	<b>212,000,000.00</b>	<b>212,000,000.00</b>	<b>-</b>	<b>-</b>	<b>0.0%</b>	<b>212,000,000.00</b>
70473	TOURISM	1,000,000.00	1,000,000.00	-	-	0.0%	1,000,000.00
70474	MULTIPURPOSE DEVELOPMENT PROJECTS	211,000,000.00	211,000,000.00	-	-	0.0%	211,000,000.00
<b>7048</b>	<b>R &amp; D ECONOMIC AFFAIRS</b>	<b>10,540,996,000.00</b>	<b>10,540,996,000.00</b>	<b>2,660,668,867.61</b>	<b>4,760,712,487.98</b>	<b>45.2%</b>	<b>5,780,283,512.02</b>
70487	R & D OTHER INDUSTRIES	10,540,996,000.00	10,540,996,000.00	2,660,668,867.61	4,760,712,487.98	45.2%	5,780,283,512.02

Code	Function	2024 Original Budget	2024 Final Budget	2024 Q4 Performance	2024 Performance Year to Date (Q1-Q4)	% Performance Year to Date against 2024 Final Budget	Balance (against Final Budget)
<b>705</b>	<b>ENVIRONMENTAL PROTECTION</b>	<b>2,297,952,732.00</b>	<b>2,297,952,732.00</b>	<b>357,340,835.40</b>	<b>523,836,085.88</b>	<b>22.8%</b>	<b>1,774,116,646.12</b>
<b>7051</b>	<b>WASTE MANAGEMENT</b>	<b>398,025,000.00</b>	<b>398,025,000.00</b>	<b>12,846,982.25</b>	<b>32,837,186.00</b>	<b>8.3%</b>	<b>365,187,814.00</b>
70511	WASTE MANAGEMENT	398,025,000.00	398,025,000.00	12,846,982.25	32,837,186.00	8.3%	365,187,814.00
<b>7052</b>	<b>WASTE WATER MANAGEMENT</b>	<b>24,000,000.00</b>	<b>24,000,000.00</b>	-	-	<b>0.0%</b>	<b>24,000,000.00</b>
70521	WASTE WATER MANAGEMENT	24,000,000.00	24,000,000.00	-	-	0.0%	24,000,000.00
<b>7056</b>	<b>ENVIRONMENTAL PROTECTION N.E.C.</b>	<b>1,875,927,732.00</b>	<b>1,875,927,732.00</b>	<b>344,493,853.15</b>	<b>490,998,899.88</b>	<b>26.2%</b>	<b>1,384,928,832.12</b>
70561	ENVIRONMENTAL PROTECTION N.E.C.	1,875,927,732.00	1,875,927,732.00	344,493,853.15	490,998,899.88	26.2%	1,384,928,832.12
<b>706</b>	<b>HOUSING AND COMMUNITY AMENITIES</b>	<b>23,581,831,552.39</b>	<b>31,629,003,235.02</b>	<b>6,142,704,396.23</b>	<b>15,013,788,430.98</b>	<b>47.5%</b>	<b>16,615,214,804.04</b>
<b>7061</b>	<b>HOUSING DEVELOPMENT</b>	<b>13,437,530,667.80</b>	<b>21,437,530,668.00</b>	<b>2,662,251,780.68</b>	<b>7,847,900,575.73</b>	<b>36.6%</b>	<b>13,589,630,092.27</b>
70611	HOUSING DEVELOPMENT	13,437,530,667.80	21,437,530,668.00	2,662,251,780.68	7,847,900,575.73	36.6%	13,589,630,092.27
<b>7062</b>	<b>COMMUNITY DEVELOPMENT</b>	<b>718,478,128.00</b>	<b>762,443,717.23</b>	<b>78,272,175.91</b>	<b>243,630,407.59</b>	<b>32.0%</b>	<b>518,813,309.64</b>
70621	COMMUNITY DEVELOPMENT	718,478,128.00	762,443,717.23	78,272,175.91	243,630,407.59	32.0%	518,813,309.64
<b>7063</b>	<b>WATER SUPPLY</b>	<b>9,425,622,756.59</b>	<b>9,428,828,849.79</b>	<b>3,402,180,439.64</b>	<b>6,922,257,447.66</b>	<b>73.4%</b>	<b>2,506,571,402.13</b>
70631	WATER SUPPLY	9,425,622,756.59	9,428,828,849.79	3,402,180,439.64	6,922,257,447.66	73.4%	2,506,571,402.13
<b>7065</b>	<b>R &amp; D HOUSING AND COMMUNITY AMENITIES</b>	<b>200,000.00</b>	<b>200,000.00</b>	-	-	<b>0.0%</b>	<b>200,000.00</b>
70651	R & D HOUSING AND COMMUNITY AMENITIES	200,000.00	200,000.00	-	-	0.0%	200,000.00
<b>707</b>	<b>HEALTH</b>	<b>23,624,795,039.44</b>	<b>23,624,695,763.41</b>	<b>6,560,742,176.28</b>	<b>14,475,213,497.88</b>	<b>61.3%</b>	<b>9,149,482,265.53</b>
<b>7071</b>	<b>MEDICAL PRODUCTS, APPLIANCES, AND EQUIPMENT</b>	<b>6,930,000.00</b>	<b>6,930,000.00</b>	<b>2,067,038.80</b>	<b>2,935,828.70</b>	<b>42.4%</b>	<b>3,994,171.30</b>
70711	PHARMACEUTICAL PRODUCTS	6,930,000.00	6,930,000.00	2,067,038.80	2,935,828.70	42.4%	3,994,171.30
<b>7072</b>	<b>OUTPATIENT SERVICES</b>	<b>1,523,548,614.00</b>	<b>1,523,548,613.50</b>	<b>- 377,442,885.72</b>	<b>30,714,128.77</b>	<b>2.0%</b>	<b>1,492,834,484.73</b>
70721	GENERAL MEDICAL SERVICES	1,236,725,000.00	1,236,725,000.00	- 386,773,503.85	21,383,000.00	1.7%	1,215,342,000.00
70724	PARAMEDICAL SERVICES	286,823,614.00	286,823,613.50	9,331,618.13	9,331,128.77	3.3%	277,492,484.73
<b>7073</b>	<b>HOSPITAL SERVICES</b>	<b>3,639,050,123.93</b>	<b>3,654,295,124.13</b>	<b>1,103,624,725.77</b>	<b>2,522,405,581.34</b>	<b>69.0%</b>	<b>1,131,889,542.79</b>
70731	GENERAL HOSPITAL SERVICES	1,217,739,247.13	1,232,984,247.13	388,352,886.24	1,129,487,397.59	91.6%	103,496,849.54
70732	SPECIALIZED HOSPITAL SERVICES	2,421,310,876.80	2,421,310,877.00	715,271,839.53	1,392,918,183.75	57.5%	1,028,392,693.25
<b>7074</b>	<b>PUBLIC HEALTH SERVICES</b>	<b>3,270,297,301.51</b>	<b>3,254,953,025.78</b>	<b>- 318,168,602.38</b>	<b>1,467,817,740.30</b>	<b>45.1%</b>	<b>1,787,135,285.48</b>
70741	PUBLIC HEALTH SERVICES	3,270,297,301.51	3,254,953,025.78	- 318,168,602.38	1,467,817,740.30	45.1%	1,787,135,285.48
<b>7076</b>	<b>HEALTH N.E.C.</b>	<b>15,184,969,000.00</b>	<b>15,184,969,000.00</b>	<b>6,150,661,899.81</b>	<b>10,451,340,218.77</b>	<b>68.8%</b>	<b>4,733,628,781.23</b>
70761	HEALTH N.E.C.	15,184,969,000.00	15,184,969,000.00	6,150,661,899.81	10,451,340,218.77	68.8%	4,733,628,781.23
<b>708</b>	<b>RECREATION, CULTURE AND RELIGION</b>	<b>4,079,581,478.12</b>	<b>4,079,987,391.76</b>	<b>486,800,976.62</b>	<b>1,412,678,533.95</b>	<b>34.6%</b>	<b>2,667,308,857.81</b>
<b>7081</b>	<b>RECREATIONAL AND SPORTING SERVICES</b>	<b>1,347,922,517.00</b>	<b>1,347,922,517.00</b>	<b>127,759,284.10</b>	<b>397,748,920.10</b>	<b>29.5%</b>	<b>950,173,596.90</b>
70811	RECREATIONAL AND SPORTING SERVICES	1,347,922,517.00	1,347,922,517.00	127,759,284.10	397,748,920.10	29.5%	950,173,596.90
<b>7082</b>	<b>CULTURAL SERVICES</b>	<b>101,047,630.12</b>	<b>101,366,543.75</b>	<b>33,845,509.98</b>	<b>91,815,106.37</b>	<b>90.6%</b>	<b>9,551,437.38</b>
70821	CULTURAL SERVICES	101,047,630.12	101,366,543.75	33,845,509.98	91,815,106.37	90.6%	9,551,437.38
<b>7083</b>	<b>BROADCASTING AND PUBLISHING SERVICES</b>	<b>2,616,814,331.00</b>	<b>2,616,901,331.00</b>	<b>325,196,182.54</b>	<b>923,114,507.48</b>	<b>35.3%</b>	<b>1,693,786,823.52</b>
70831	BROADCASTING AND PUBLISHING SERVICES	2,616,814,331.00	2,616,901,331.00	325,196,182.54	923,114,507.48	35.3%	1,693,786,823.52
<b>7084</b>	<b>RELIGIOUS AND OTHER COMMUNITY SERVICES</b>	<b>13,797,000.00</b>	<b>13,797,000.00</b>	-	-	<b>0.0%</b>	<b>13,797,000.00</b>
70841	RELIGIOUS AND OTHER COMMUNITY SERVICES	13,797,000.00	13,797,000.00	-	-	0.0%	13,797,000.00
<b>709</b>	<b>EDUCATION</b>	<b>32,135,858,750.33</b>	<b>29,134,677,748.80</b>	<b>9,332,939,858.13</b>	<b>15,846,785,027.28</b>	<b>54.4%</b>	<b>13,287,892,721.52</b>
<b>7091</b>	<b>PRE-PRIMARY AND PRIMARY EDUCATION</b>	<b>1,774,894,314.66</b>	<b>1,773,713,314.00</b>	<b>45,160,984.79</b>	<b>142,383,596.75</b>	<b>8.0%</b>	<b>1,631,329,717.25</b>
70912	PRIMARY EDUCATION	1,774,894,314.66	1,773,713,314.00	45,160,984.79	142,383,596.75	8.0%	1,631,329,717.25
<b>7092</b>	<b>SECONDARY EDUCATION</b>	<b>9,746,782,328.42</b>	<b>9,746,782,328.60</b>	<b>3,737,223,610.06</b>	<b>9,255,366,511.80</b>	<b>95.0%</b>	<b>491,415,816.80</b>
70922	UPPER-SECONDARY EDUCATION	9,746,782,328.42	9,746,782,328.60	3,737,223,610.06	9,255,366,511.80	95.0%	491,415,816.80
<b>7094</b>	<b>TERTIARY EDUCATION</b>	<b>4,882,235,120.00</b>	<b>4,882,235,119.20</b>	<b>37,709,121.00</b>	<b>37,709,121.00</b>	<b>0.8%</b>	<b>4,844,525,998.20</b>
70941	FIRST STAGE OF TERTIARY EDUCATION	1,009,775,000.00	1,009,774,999.79	-	-	0.0%	1,009,774,999.79
70942	SECOND STAGE OF TERTIARY EDUCATION	3,872,460,120.00	3,872,460,119.41	37,709,121.00	37,709,121.00	1.0%	3,834,750,998.41
<b>7097</b>	<b>R &amp; D EDUCATION</b>	<b>222,266,507.25</b>	<b>222,266,507.00</b>	<b>- 54,069,283.37</b>	<b>35,266,488.88</b>	<b>15.9%</b>	<b>187,000,018.12</b>

Code	Function	2024 Original Budget	2024 Final Budget	2024 Q4 Performance	2024 Performance Year to Date (Q1-Q4)	% Performance Year to Date against 2024 Final Budget	Balance (against Final Budget)	
70971	R & D EDUCATION	222,266,507.25	222,266,507.00	-	54,069,283.37	35,266,488.88	15.9%	187,000,018.12
<b>7098</b>	<b>EDUCATION N.E.C.</b>	<b>15,509,680,480.00</b>	<b>12,509,680,480.00</b>		<b>5,566,915,425.65</b>	<b>6,376,059,308.85</b>	<b>51.0%</b>	<b>6,133,621,171.15</b>
70981	EDUCATION N.E.C	15,509,680,480.00	12,509,680,480.00		5,566,915,425.65	6,376,059,308.85	51.0%	6,133,621,171.15
<b>710</b>	<b>SOCIAL PROTECTION</b>	<b>20,956,111,958.16</b>	<b>21,246,720,422.88</b>		<b>2,291,218,846.21</b>	<b>11,134,437,043.92</b>	<b>52.4%</b>	<b>10,112,283,378.96</b>
<b>7101</b>	<b>SICKNESS AND DISABILITY</b>	<b>215,970,332.00</b>	<b>215,970,332.00</b>		-	-	<b>0.0%</b>	<b>215,970,332.00</b>
71012	DISABILITY	215,970,332.00	215,970,332.00		-	-	0.0%	215,970,332.00
<b>7102</b>	<b>OLD AGE</b>	<b>12,068,287,516.66</b>	<b>13,858,438,180.88</b>		<b>2,093,176,246.75</b>	<b>10,310,088,349.96</b>	<b>74.4%</b>	<b>3,548,349,830.92</b>
71021	OLD AGE	12,068,287,516.66	13,858,438,180.88		2,093,176,246.75	10,310,088,349.96	74.4%	3,548,349,830.92
<b>7103</b>	<b>SURVIVORS</b>	<b>2,000,000,000.00</b>	<b>500,000,000.00</b>		-	-	<b>0.0%</b>	<b>500,000,000.00</b>
71031	SURVIVORS	2,000,000,000.00	500,000,000.00		-	-	0.0%	500,000,000.00
<b>7104</b>	<b>FAMILY AND CHILDREN</b>	<b>2,370,774,148.00</b>	<b>2,371,231,948.00</b>		<b>72,675,407.99</b>	<b>160,857,815.34</b>	<b>6.8%</b>	<b>2,210,374,132.66</b>
71041	FAMILY AND CHILDREN	2,370,774,148.00	2,371,231,948.00		72,675,407.99	160,857,815.34	6.8%	2,210,374,132.66
<b>7105</b>	<b>UNEMPLOYMENT</b>	<b>4,301,079,961.50</b>	<b>4,301,079,962.00</b>		<b>125,367,191.47</b>	<b>663,490,878.62</b>	<b>15.4%</b>	<b>3,637,589,083.38</b>
71051	UNEMPLOYMENT	4,301,079,961.50	4,301,079,962.00		125,367,191.47	663,490,878.62	15.4%	3,637,589,083.38

Table 11: Personnel Expenditure by Function

Anambra State Government Budget Performance Report 2024 Q4 - Personnel Expenditure by Functional Classification

Code	Function	2024 Original Budget	2024 Final Budget	2024 Q4 Performance	2024 Performance Year to Date (Q1-Q4)	% Performance Year to Date against 2024 Final Budget	Balance (against Final Budget)
	<b>Total Personnel Expenditure</b>	<b>46,200,295,746.88</b>	<b>46,200,295,746.88</b>	<b>11,163,147,781.54</b>	<b>34,001,954,937.40</b>	<b>73.6%</b>	<b>12,198,340,809.48</b>
701	<b>GENERAL PUBLIC SERVICES</b>	<b>10,797,093,762.61</b>	<b>10,791,093,743.00</b>	<b>1,795,048,346.02</b>	<b>4,815,813,745.89</b>	<b>44.6%</b>	<b>5,975,279,997.11</b>
7011	<b>EXECUTIVE AND LEGISLATIVE ORGANS, FINANCIAL AND FISCAL AFFAIRS, EXTERN</b>	<b>9,277,926,634.51</b>	<b>9,277,926,615.00</b>	<b>1,303,430,251.32</b>	<b>3,516,706,726.27</b>	<b>37.9%</b>	<b>5,761,219,888.73</b>
70111	EXECUTIVE AND LEGISLATIVE ORGANS	5,862,336,442.55	5,862,336,441.00	934,321,120.46	2,428,002,233.27	41.4%	3,434,334,207.73
70112	FINANCIAL AND FISCAL AFFAIRS	3,415,590,191.96	3,415,590,174.00	369,109,130.86	1,088,704,493.00	31.9%	2,326,885,681.00
7013	<b>GENERAL SERVICES</b>	<b>1,469,086,065.61</b>	<b>1,463,086,065.00</b>	<b>483,603,285.25</b>	<b>1,287,327,299.84</b>	<b>88.0%</b>	<b>175,758,765.16</b>
70131	GENERAL PERSONNEL SERVICES	872,704,770.00	872,704,770.00	254,166,329.66	791,789,146.67	90.7%	80,915,623.33
70132	OVERALL PLANNING AND STATISTICAL SERVICES	188,158,070.00	188,158,069.00	68,305,859.09	182,558,356.36	97.0%	5,599,712.64
70133	OTHER GENERAL SERVICES	408,223,225.61	402,223,226.00	161,131,096.50	312,979,796.81	77.8%	89,243,429.19
7016	<b>GENERAL PUBLIC SERVICES N.E.C.</b>	<b>50,081,062.50</b>	<b>50,081,063.00</b>	<b>8,014,809.45</b>	<b>11,779,719.78</b>	<b>23.5%</b>	<b>38,301,343.22</b>
70161	GENERAL PUBLIC SERVICES N.E.C.	50,081,062.50	50,081,063.00	8,014,809.45	11,779,719.78	23.5%	38,301,343.22
703	<b>PUBLIC ORDER AND SAFETY</b>	<b>4,830,901,940.42</b>	<b>4,809,263,240.00</b>	<b>1,653,398,788.65</b>	<b>4,324,012,866.92</b>	<b>89.9%</b>	<b>485,250,373.08</b>
7033	<b>LAW COURTS</b>	<b>4,723,778,115.67</b>	<b>4,702,139,415.00</b>	<b>1,651,633,289.88</b>	<b>4,317,059,594.98</b>	<b>91.8%</b>	<b>385,079,820.02</b>
70331	LAW COURTS	4,723,778,115.67	4,702,139,415.00	1,651,633,289.88	4,317,059,594.98	91.8%	385,079,820.02
7036	<b>PUBLIC ORDER AND SAFETY N.E.C.</b>	<b>107,123,824.75</b>	<b>107,123,825.00</b>	<b>1,765,498.77</b>	<b>6,953,271.94</b>	<b>6.5%</b>	<b>100,170,553.06</b>
70361	PUBLIC ORDER AND SAFETY N.E.C.	107,123,824.75	107,123,825.00	1,765,498.77	6,953,271.94	6.5%	100,170,553.06
704	<b>ECONOMIC AFFAIRS</b>	<b>1,310,038,684.87</b>	<b>1,310,038,684.00</b>	<b>370,661,891.71</b>	<b>1,195,520,949.75</b>	<b>91.3%</b>	<b>114,517,734.25</b>
7041	<b>GENERAL ECONOMIC, COMMERCIAL, AND LA BOUR A FFAIRS</b>	<b>203,764,527.00</b>	<b>203,764,527.00</b>	<b>79,345,535.87</b>	<b>202,028,605.04</b>	<b>99.1%</b>	<b>1,735,921.96</b>
70411	GENERAL ECONOMIC AND COMMERCIALAFFAIRS	203,764,527.00	203,764,527.00	79,345,535.87	202,028,605.04	99.1%	1,735,921.96
7042	<b>A GRICULTURE, FORESTRY, FISHING, AND HUNTING</b>	<b>454,139,139.87</b>	<b>454,139,140.00</b>	<b>138,290,087.03</b>	<b>407,081,576.78</b>	<b>89.6%</b>	<b>47,057,563.22</b>
70421	AGRICULTURE	454,139,139.87	454,139,140.00	138,290,087.03	407,081,576.78	89.6%	47,057,563.22
7044	<b>MINING, MANUFACTURING, AND CONSTRUCTION</b>	<b>80,222,760.00</b>	<b>80,222,759.00</b>	<b>32,384,562.54</b>	<b>79,427,038.30</b>	<b>99.0%</b>	<b>795,720.70</b>
70441	MINING OF MINERAL RESOURCES OTHER THAN MINERAL FUELS	80,222,760.00	80,222,759.00	32,384,562.54	79,427,038.30	99.0%	795,720.70
7045	<b>TRANSPORT</b>	<b>571,912,258.00</b>	<b>571,912,258.00</b>	<b>120,641,706.27</b>	<b>506,983,729.63</b>	<b>88.6%</b>	<b>64,928,528.37</b>
70451	ROAD TRANSPORT	571,912,258.00	571,912,258.00	120,641,706.27	506,983,729.63	88.6%	64,928,528.37
705	<b>ENVIRONMENTAL PROTECTION</b>	<b>93,170,332.00</b>	<b>93,170,332.00</b>	<b>27,647,966.55</b>	<b>78,943,796.49</b>	<b>84.7%</b>	<b>14,226,535.51</b>
7056	<b>ENVIRONMENTAL PROTECTION N.E.C.</b>	<b>93,170,332.00</b>	<b>93,170,332.00</b>	<b>27,647,966.55</b>	<b>78,943,796.49</b>	<b>84.7%</b>	<b>14,226,535.51</b>
70561	ENVIRONMENTAL PROTECTION N.E.C.	93,170,332.00	93,170,332.00	27,647,966.55	78,943,796.49	84.7%	14,226,535.51
706	<b>HOUSING AND COMMUNITY AMMENITIES</b>	<b>1,265,818,929.80</b>	<b>1,265,818,930.00</b>	<b>326,119,612.59</b>	<b>773,828,767.74</b>	<b>61.1%</b>	<b>491,990,162.26</b>
7061	<b>HOUSING DEVELOPMENT</b>	<b>836,815,156.80</b>	<b>836,815,157.00</b>	<b>208,504,764.31</b>	<b>456,290,182.92</b>	<b>54.5%</b>	<b>380,524,974.08</b>
70611	HOUSING DEVELOPMENT	836,815,156.80	836,815,157.00	208,504,764.31	456,290,182.92	54.5%	380,524,974.08
7062	<b>COMMUNITY DEVELOPMENT</b>	<b>33,292,190.00</b>	<b>33,292,190.00</b>	<b>12,956,130.48</b>	<b>30,607,005.71</b>	<b>91.9%</b>	<b>2,685,184.29</b>
70621	COMMUNITY DEVELOPMENT	33,292,190.00	33,292,190.00	12,956,130.48	30,607,005.71	91.9%	2,685,184.29
7063	<b>WATER SUPPLY</b>	<b>395,711,583.00</b>	<b>395,711,583.00</b>	<b>104,658,717.80</b>	<b>286,931,579.11</b>	<b>72.5%</b>	<b>108,780,003.89</b>
70631	WATER SUPPLY	395,711,583.00	395,711,583.00	104,658,717.80	286,931,579.11	72.5%	108,780,003.89
707	<b>HEALTH</b>	<b>3,271,824,560.00</b>	<b>3,009,412,617.00</b>	<b>868,098,331.09</b>	<b>2,501,300,413.70</b>	<b>83.1%</b>	<b>508,112,203.30</b>
7073	<b>HOSPITAL SERVICES</b>	<b>1,746,273,375.00</b>	<b>1,483,861,432.00</b>	<b>442,451,226.05</b>	<b>1,149,323,676.61</b>	<b>77.5%</b>	<b>334,537,755.39</b>
70731	GENERAL HOSPITAL SERVICES	1,168,773,375.00	1,168,773,375.00	360,514,862.30	1,067,387,312.86	91.3%	101,386,062.14
70732	SPECIALIZED HOSPITAL SERVICES	577,500,000.00	315,088,057.00	81,936,363.75	81,936,363.75	26.0%	233,151,693.25
7074	<b>PUBLIC HEALTH SERVICES</b>	<b>1,525,551,185.00</b>	<b>1,525,551,185.00</b>	<b>425,647,105.04</b>	<b>1,351,976,737.09</b>	<b>88.6%</b>	<b>173,574,447.91</b>
70741	PUBLIC HEALTH SERVICES	1,525,551,185.00	1,525,551,185.00	425,647,105.04	1,351,976,737.09	88.6%	173,574,447.91
708	<b>RECREATION, CULTURE AND RELIGION</b>	<b>340,366,539.20</b>	<b>340,266,539.00</b>	<b>122,781,266.22</b>	<b>318,570,595.71</b>	<b>93.6%</b>	<b>21,695,943.29</b>
7082	<b>CULTURAL SERVICES</b>	<b>88,588,784.20</b>	<b>88,588,784.00</b>	<b>33,014,198.48</b>	<b>86,989,017.28</b>	<b>98.2%</b>	<b>1,599,766.72</b>

Code	Function	2024 Original Budget	2024 Final Budget	2024 Q4 Performance	2024 Performance Year to Date (Q1-Q4)	% Performance Year to Date against 2024 Final Budget	Balance (against Final Budget)
70821	CULTURAL SERVICES	88,588,784.20	88,588,784.00	33,014,198.48	86,989,017.28	98.2%	1,599,766.72
<b>7083</b>	<b>BROADCASTING AND PUBLISHING SERVICES</b>	<b>251,777,755.00</b>	<b>251,677,755.00</b>	<b>89,767,067.74</b>	<b>231,581,578.43</b>	<b>92.0%</b>	<b>20,096,176.57</b>
70831	BROADCASTING AND PUBLISHING SERVICES	251,777,755.00	251,677,755.00	89,767,067.74	231,581,578.43	92.0%	20,096,176.57
<b>709</b>	<b>EDUCATION</b>	<b>9,993,177,746.32</b>	<b>9,993,177,746.00</b>	<b>3,828,036,082.28</b>	<b>9,491,991,840.69</b>	<b>95.0%</b>	<b>501,185,905.31</b>
<b>7091</b>	<b>PRE-PRIMARY AND PRIMARY EDUCATION</b>	<b>20,601,499.00</b>	<b>20,601,499.00</b>	<b>4,699,764.75</b>	<b>18,799,059.00</b>	<b>91.3%</b>	<b>1,802,440.00</b>
70912	PRIMARY EDUCATION	20,601,499.00	20,601,499.00	4,699,764.75	18,799,059.00	91.3%	1,802,440.00
<b>7092</b>	<b>SECONDARY EDUCATION</b>	<b>9,634,819,861.32</b>	<b>9,634,819,861.00</b>	<b>3,725,012,471.97</b>	<b>9,228,932,495.12</b>	<b>95.8%</b>	<b>405,887,365.88</b>
70922	UPPER-SECONDARY EDUCATION	9,634,819,861.32	9,634,819,861.00	3,725,012,471.97	9,228,932,495.12	95.8%	405,887,365.88
<b>7097</b>	<b>R &amp; D EDUCATION</b>	<b>88,545,906.00</b>	<b>88,545,906.00</b>	-	-	<b>0.0%</b>	<b>88,545,906.00</b>
70971	R & D EDUCATION	88,545,906.00	88,545,906.00	-	-	0.0%	88,545,906.00
<b>7098</b>	<b>EDUCATION N.E.C.</b>	<b>249,210,480.00</b>	<b>249,210,480.00</b>	<b>98,323,845.56</b>	<b>244,260,286.57</b>	<b>98.0%</b>	<b>4,950,193.43</b>
70981	EDUCATION N.E.C.	249,210,480.00	249,210,480.00	98,323,845.56	244,260,286.57	98.0%	4,950,193.43
<b>710</b>	<b>SOCIAL PROTECTION</b>	<b>14,297,903,251.66</b>	<b>14,588,053,915.88</b>	<b>2,171,355,496.43</b>	<b>10,501,971,960.51</b>	<b>72.0%</b>	<b>4,086,081,955.37</b>
<b>7101</b>	<b>SICKNESS AND DISABILITY</b>	<b>33,170,332.00</b>	<b>33,170,332.00</b>	-	-	<b>0.0%</b>	<b>33,170,332.00</b>
71012	DISABILITY	33,170,332.00	33,170,332.00	-	-	0.0%	33,170,332.00
<b>7102</b>	<b>OLD AGE</b>	<b>12,068,287,516.66</b>	<b>13,858,438,180.88</b>	<b>2,093,176,246.75</b>	<b>10,310,088,349.96</b>	<b>74.4%</b>	<b>3,548,349,830.92</b>
71021	OLD AGE	12,068,287,516.66	13,858,438,180.88	2,093,176,246.75	10,310,088,349.96	74.4%	3,548,349,830.92
<b>7103</b>	<b>SURVIVORS</b>	<b>2,000,000,000.00</b>	<b>500,000,000.00</b>	-	-	<b>0.0%</b>	<b>500,000,000.00</b>
71031	SURVIVORS	2,000,000,000.00	500,000,000.00	-	-	0.0%	500,000,000.00
<b>7104</b>	<b>FAMILY AND CHILDREN</b>	<b>84,454,068.00</b>	<b>84,454,068.00</b>	<b>33,870,197.88</b>	<b>83,120,442.24</b>	<b>98.4%</b>	<b>1,333,625.76</b>
71041	FAMILY AND CHILDREN	84,454,068.00	84,454,068.00	33,870,197.88	83,120,442.24	98.4%	1,333,625.76
<b>7105</b>	<b>UNEMPLOYMENT</b>	<b>111,991,335.00</b>	<b>111,991,335.00</b>	<b>44,309,051.80</b>	<b>108,763,168.31</b>	<b>97.1%</b>	<b>3,228,166.69</b>
71051	UNEMPLOYMENT	111,991,335.00	111,991,335.00	44,309,051.80	108,763,168.31	97.1%	3,228,166.69

Table 12: Overhead Expenditure by Function

Anambra State Government Budget Performance Report 2024 Q4 - Overhead Expenditure by Functional Classification

Code	Function	2024 Original Budget	2024 Final Budget	2024 Q4 Performance	2024 Performance Year to Date (Q1-Q4)	% Performance Year to Date against 2024 Final Budget	Balance (against Final Budget)
	<b>Total Overhead Expenditure</b>	<b>33,601,058,539.52</b>	<b>34,232,993,025.27</b>	<b>2,074,616,023.61</b>	<b>8,134,360,383.71</b>	<b>23.8%</b>	<b>26,098,632,641.56</b>
<b>701</b>	<b>GENERAL PUBLIC SERVICES</b>	<b>25,452,089,806.62</b>	<b>25,499,083,084.40</b>	<b>2,237,501,539.39</b>	<b>5,510,536,200.11</b>	<b>21.6%</b>	<b>19,988,546,884.29</b>
<b>7011</b>	<b>EXECUTIVE AND LEGISLATIVE ORGANS, FINANCIAL AND FISCAL AFFAIRS, EXTERNAL AFFAIRS</b>	<b>24,517,820,997.37</b>	<b>24,532,820,995.32</b>	<b>1,918,177,630.69</b>	<b>4,852,976,259.85</b>	<b>19.8%</b>	<b>19,679,844,735.47</b>
70111	EXECUTIVE AND LEGISLATIVE ORGANS	23,499,538,102.41	23,514,538,100.32	1,578,336,793.48	4,413,876,977.67	18.8%	19,100,661,122.65
70112	FINANCIAL AND FISCAL AFFAIRS	1,018,282,894.97	1,018,282,895.00	339,840,837.21	439,099,282.18	43.1%	579,183,612.82
<b>7013</b>	<b>GENERAL SERVICES</b>	<b>916,168,761.35</b>	<b>948,162,041.19</b>	<b>315,326,113.82</b>	<b>644,310,788.68</b>	<b>68.0%</b>	<b>303,851,252.51</b>
70131	GENERAL PERSONNEL SERVICES	228,699,109.35	228,699,109.35	43,136,813.09	63,593,669.68	27.8%	165,105,439.67
70132	OVERALL PLANNING AND STATISTICAL SERVICES	23,815,357.16	23,815,357.00	4,804,580.75	15,811,988.75	66.4%	8,003,368.25
70133	OTHER GENERAL SERVICES	663,654,294.84	695,647,574.84	267,384,719.98	564,905,130.25	81.2%	130,742,444.59
<b>7016</b>	<b>GENERAL PUBLIC SERVICES N.E.C.</b>	<b>18,100,047.90</b>	<b>18,100,047.90</b>	<b>3,997,794.88</b>	<b>13,249,151.58</b>	<b>73.2%</b>	<b>4,850,896.32</b>
70161	GENERAL PUBLIC SERVICES N.E.C.	18,100,047.90	18,100,047.90	3,997,794.88	13,249,151.58	73.2%	4,850,896.32
<b>703</b>	<b>PUBLIC ORDER AND SAFETY</b>	<b>490,832,639.18</b>	<b>765,954,534.45</b>	<b>153,890,291.81</b>	<b>341,645,997.05</b>	<b>44.6%</b>	<b>424,308,537.40</b>
<b>7032</b>	<b>FIRE PROTECTION SERVICES</b>	<b>6,500,000.00</b>	<b>7,184,942.27</b>	<b>426,000.00</b>	<b>3,426,000.00</b>	<b>47.7%</b>	<b>3,758,942.27</b>
70321	FIRE PROTECTION SERVICES	6,500,000.00	7,184,942.27	426,000.00	3,426,000.00	47.7%	3,758,942.27
<b>7033</b>	<b>LAW COURTS</b>	<b>206,773,220.25</b>	<b>231,118,754.00</b>	<b>80,042,124.32</b>	<b>187,635,009.58</b>	<b>81.2%</b>	<b>43,483,744.42</b>
70331	LAW COURTS	206,773,220.25	231,118,754.00	80,042,124.32	187,635,009.58	81.2%	43,483,744.42
<b>7036</b>	<b>PUBLIC ORDER AND SAFETY N.E.C.</b>	<b>277,559,418.93</b>	<b>527,650,838.18</b>	<b>73,422,167.49</b>	<b>150,584,987.47</b>	<b>28.5%</b>	<b>377,065,850.71</b>
70361	PUBLIC ORDER AND SAFETY N.E.C.	277,559,418.93	527,650,838.18	73,422,167.49	150,584,987.47	28.5%	377,065,850.71
<b>704</b>	<b>ECONOMIC AFFAIRS</b>	<b>554,091,573.25</b>	<b>554,643,823.42</b>	<b>56,497,639.66</b>	<b>323,640,747.20</b>	<b>58.4%</b>	<b>231,003,076.22</b>
<b>7041</b>	<b>GENERAL ECONOMIC, COMMERCIAL, AND LABOUR AFFAIRS</b>	<b>318,665,902.95</b>	<b>318,665,902.94</b>	<b>-</b>	<b>187,347,238.38</b>	<b>58.8%</b>	<b>131,318,664.56</b>
70411	GENERAL ECONOMIC AND COMMERCIAL AFFAIRS	318,665,902.95	318,665,902.94	-	187,347,238.38	58.8%	131,318,664.56
<b>7042</b>	<b>AGRICULTURE, FORESTRY, FISHING, AND HUNTING</b>	<b>67,452,040.93</b>	<b>68,004,290.93</b>	<b>8,729,389.66</b>	<b>20,096,892.35</b>	<b>29.6%</b>	<b>47,907,398.58</b>
70421	AGRICULTURE	25,943,247.93	26,495,497.93	7,496,277.38	15,136,486.86	57.1%	11,359,011.07
70422	FORESTRY	753,925.00	753,925.00	-	160,580.00	21.3%	593,345.00
70423	FISHING AND HUNTING	40,754,868.00	40,754,868.00	1,233,112.28	4,799,825.49	11.8%	35,955,042.51
<b>7043</b>	<b>FUEL AND ENERGY</b>	<b>13,360,984.71</b>	<b>13,360,984.71</b>	<b>4,781,848.66</b>	<b>11,180,668.16</b>	<b>83.7%</b>	<b>2,180,316.55</b>
70435	ELECTRICITY	13,360,984.71	13,360,984.71	4,781,848.66	11,180,668.16	83.7%	2,180,316.55
<b>7044</b>	<b>MINING, MANUFACTURING, AND CONSTRUCTION</b>	<b>30,456,697.58</b>	<b>30,456,697.58</b>	<b>5,922,378.31</b>	<b>13,436,390.48</b>	<b>44.1%</b>	<b>17,020,307.10</b>
70441	MINING OF MINERAL RESOURCES OTHER THAN MINERAL FUELS	13,622,697.58	13,622,697.58	2,734,865.48	7,093,750.94	52.1%	6,528,946.64
70442	MANUFACTURING	16,834,000.00	16,834,000.00	3,187,512.83	6,342,639.54	37.7%	10,491,360.46
<b>7045</b>	<b>TRANSPORT</b>	<b>87,973,573.82</b>	<b>87,973,574.00</b>	<b>37,391,185.84</b>	<b>69,673,180.09</b>	<b>79.2%</b>	<b>18,300,393.91</b>
70451	ROAD TRANSPORT	87,973,573.82	87,973,574.00	37,391,185.84	69,673,180.09	79.2%	18,300,393.91
<b>7046</b>	<b>COMMUNICATION</b>	<b>35,182,373.27</b>	<b>35,182,373.27</b>	<b>14,679,213.67</b>	<b>21,906,377.74</b>	<b>62.3%</b>	<b>13,275,995.53</b>
70461	COMMUNICATION	35,182,373.27	35,182,373.27	14,679,213.67	21,906,377.74	62.3%	13,275,995.53
<b>7047</b>	<b>OTHER INDUSTRIES</b>	<b>1,000,000.00</b>	<b>1,000,000.00</b>	<b>-</b>	<b>-</b>	<b>0.0%</b>	<b>1,000,000.00</b>
70473	TOURISM	1,000,000.00	1,000,000.00	-	-	0.0%	1,000,000.00
<b>705</b>	<b>ENVIRONMENTAL PROTECTION</b>	<b>216,802,400.00</b>	<b>216,802,400.00</b>	<b>16,658,888.48</b>	<b>45,594,121.90</b>	<b>21.0%</b>	<b>171,208,278.10</b>
<b>7051</b>	<b>WASTE MANAGEMENT</b>	<b>179,025,000.00</b>	<b>179,025,000.00</b>	<b>12,846,982.25</b>	<b>32,837,186.00</b>	<b>18.3%</b>	<b>146,187,814.00</b>
70511	WASTE MANAGEMENT	179,025,000.00	179,025,000.00	12,846,982.25	32,837,186.00	18.3%	146,187,814.00
<b>7056</b>	<b>ENVIRONMENTAL PROTECTION N.E.C.</b>	<b>37,777,400.00</b>	<b>37,777,400.00</b>	<b>3,811,906.23</b>	<b>12,756,935.90</b>	<b>33.8%</b>	<b>25,020,464.10</b>
70561	ENVIRONMENTAL PROTECTION N.E.C.	37,777,400.00	37,777,400.00	3,811,906.23	12,756,935.90	33.8%	25,020,464.10
<b>706</b>	<b>HOUSING AND COMMUNITY AMMENITIES</b>	<b>534,543,221.59</b>	<b>581,714,904.02</b>	<b>75,581,217.12</b>	<b>225,422,832.50</b>	<b>38.8%</b>	<b>356,292,071.52</b>
<b>7061</b>	<b>HOUSING DEVELOPMENT</b>	<b>27,016,110.00</b>	<b>27,016,110.00</b>	<b>6,931,557.45</b>	<b>19,791,475.89</b>	<b>73.3%</b>	<b>7,224,634.11</b>

Code	Function	2024 Original Budget	2024 Final Budget	2024 Q4 Performance	2024 Performance Year to Date (Q1-Q4)	% Performance Year to Date against 2024 Final Budget	Balance (against Final Budget)
70611	HOUSING DEVELOPMENT	27,016,110.00	27,016,110.00	6,931,557.45	19,791,475.89	73.3%	7,224,634.11
<b>7062</b>	<b>COMMUNITY DEVELOPMENT</b>	<b>372,615,938.00</b>	<b>416,581,527.23</b>	<b>65,316,045.43</b>	<b>199,223,401.88</b>	<b>47.8%</b>	<b>217,358,125.35</b>
70621	COMMUNITY DEVELOPMENT	372,615,938.00	416,581,527.23	65,316,045.43	199,223,401.88	47.8%	217,358,125.35
<b>7063</b>	<b>WATER SUPPLY</b>	<b>134,911,173.59</b>	<b>138,117,266.79</b>	<b>3,333,614.24</b>	<b>6,407,954.73</b>	<b>4.6%</b>	<b>131,709,312.06</b>
70631	WATER SUPPLY	134,911,173.59	138,117,266.79	3,333,614.24	6,407,954.73	4.6%	131,709,312.06
<b>707</b>	<b>HEALTH</b>	<b>3,604,936,925.44</b>	<b>3,867,249,592.41</b>	<b>- 470,312,054.62</b>	<b>1,510,278,865.41</b>	<b>39.1%</b>	<b>2,356,970,727.00</b>
<b>7071</b>	<b>MEDICAL PRODUCTS, APPLIANCES, AND EQUIPMENT</b>	<b>6,930,000.00</b>	<b>6,930,000.00</b>	<b>2,067,038.80</b>	<b>2,935,828.70</b>	<b>42.4%</b>	<b>3,994,171.30</b>
70711	PHARMACEUTICAL PRODUCTS	6,930,000.00	6,930,000.00	2,067,038.80	2,935,828.70	42.4%	3,994,171.30
<b>7072</b>	<b>OUTPATIENT SERVICES</b>	<b>1,298,525,060.00</b>	<b>1,298,525,059.50</b>	<b>- 377,442,885.72</b>	<b>30,714,128.77</b>	<b>2.4%</b>	<b>1,267,810,930.73</b>
70721	GENERAL MEDICAL SERVICES	1,236,725,000.00	1,236,725,000.00	- 386,773,503.85	21,383,000.00	1.7%	1,215,342,000.00
70724	PARAMEDICAL SERVICES	61,800,060.00	61,800,059.50	9,330,618.13	9,331,128.77	15.1%	52,468,930.73
<b>7073</b>	<b>HOSPITAL SERVICES</b>	<b>1,097,535,748.93</b>	<b>1,375,192,692.13</b>	<b>661,173,499.72</b>	<b>1,373,081,904.73</b>	<b>99.8%</b>	<b>2,110,787.40</b>
70731	GENERAL HOSPITAL SERVICES	48,965,872.13	64,210,872.13	27,838,023.94	62,100,084.73	96.7%	2,110,787.40
70732	SPECIALIZED HOSPITAL SERVICES	1,048,569,876.80	1,310,981,820.00	633,335,475.78	1,310,981,820.00	100.0%	-
<b>7074</b>	<b>PUBLIC HEALTH SERVICES</b>	<b>1,201,946,116.51</b>	<b>1,186,601,840.78</b>	<b>- 756,109,707.42</b>	<b>103,547,003.21</b>	<b>8.7%</b>	<b>1,083,054,837.57</b>
70741	PUBLIC HEALTH SERVICES	1,201,946,116.51	1,186,601,840.78	- 756,109,707.42	103,547,003.21	8.7%	1,083,054,837.57
<b>708</b>	<b>RECREATION, CULTURE AND RELIGION</b>	<b>550,809,362.92</b>	<b>551,315,276.76</b>	<b>6,698,710.40</b>	<b>18,609,088.24</b>	<b>3.4%</b>	<b>532,706,188.52</b>
<b>7081</b>	<b>RECREATIONAL AND SPORTING SERVICES</b>	<b>38,635,017.00</b>	<b>38,635,017.00</b>	<b>5,438,284.10</b>	<b>13,005,720.10</b>	<b>33.7%</b>	<b>25,629,296.90</b>
70811	RECREATIONAL AND SPORTING SERVICES	38,635,017.00	38,635,017.00	5,438,284.10	13,005,720.10	33.7%	25,629,296.90
<b>7082</b>	<b>CULTURAL SERVICES</b>	<b>12,458,845.92</b>	<b>12,777,759.75</b>	<b>831,311.50</b>	<b>4,826,089.09</b>	<b>37.8%</b>	<b>7,951,670.66</b>
70821	CULTURAL SERVICES	12,458,845.92	12,777,759.75	831,311.50	4,826,089.09	37.8%	7,951,670.66
<b>7083</b>	<b>BROADCASTING AND PUBLISHING SERVICES</b>	<b>485,918,500.00</b>	<b>486,105,500.00</b>	<b>429,114.80</b>	<b>777,279.05</b>	<b>0.2%</b>	<b>485,328,220.95</b>
70831	BROADCASTING AND PUBLISHING SERVICES	485,918,500.00	486,105,500.00	429,114.80	777,279.05	0.2%	485,328,220.95
<b>7084</b>	<b>RELIGIOUS AND OTHER COMMUNITY SERVICES</b>	<b>13,797,000.00</b>	<b>13,797,000.00</b>	<b>-</b>	<b>-</b>	<b>0.0%</b>	<b>13,797,000.00</b>
70841	RELIGIOUS AND OTHER COMMUNITY SERVICES	13,797,000.00	13,797,000.00	-	-	0.0%	13,797,000.00
<b>709</b>	<b>EDUCATION</b>	<b>2,108,602,404.01</b>	<b>2,107,421,402.80</b>	<b>- 9,870,458.41</b>	<b>142,351,547.89</b>	<b>6.8%</b>	<b>1,965,069,854.91</b>
<b>7091</b>	<b>PRE-PRIMARY AND PRIMARY EDUCATION</b>	<b>103,082,815.66</b>	<b>101,901,815.00</b>	<b>29,692,704.04</b>	<b>73,397,437.75</b>	<b>72.0%</b>	<b>28,504,377.25</b>
70912	PRIMARY EDUCATION	103,082,815.66	101,901,815.00	29,692,704.04	73,397,437.75	72.0%	28,504,377.25
<b>7092</b>	<b>SECONDARY EDUCATION</b>	<b>111,962,467.10</b>	<b>111,962,467.60</b>	<b>12,211,138.09</b>	<b>26,434,016.68</b>	<b>23.6%</b>	<b>85,528,450.92</b>
70922	UPPER-SECONDARY EDUCATION	111,962,467.10	111,962,467.60	12,211,138.09	26,434,016.68	23.6%	85,528,450.92
<b>7094</b>	<b>TERTIARY EDUCATION</b>	<b>1,747,366,520.00</b>	<b>1,747,366,519.20</b>	<b>-</b>	<b>-</b>	<b>0.0%</b>	<b>1,747,366,519.20</b>
70941	FIRST STAGE OF TERTIARY EDUCATION	515,025,000.00	515,024,999.79	-	-	0.0%	515,024,999.79
70942	SECOND STAGE OF TERTIARY EDUCATION	1,232,341,520.00	1,232,341,519.41	-	-	0.0%	1,232,341,519.41
<b>7097</b>	<b>R &amp; D EDUCATION</b>	<b>133,720,601.25</b>	<b>133,720,601.00</b>	<b>- 54,069,283.37</b>	<b>35,266,488.88</b>	<b>26.4%</b>	<b>98,454,112.12</b>
70971	R & D EDUCATION	133,720,601.25	133,720,601.00	- 54,069,283.37	35,266,488.88	26.4%	98,454,112.12
<b>7098</b>	<b>EDUCATION N.E.C.</b>	<b>12,470,000.00</b>	<b>12,470,000.00</b>	<b>2,294,982.83</b>	<b>7,253,604.58</b>	<b>58.2%</b>	<b>5,216,395.42</b>
70981	EDUCATION N.E.C	12,470,000.00	12,470,000.00	2,294,982.83	7,253,604.58	58.2%	5,216,395.42
<b>710</b>	<b>SOCIAL PROTECTION</b>	<b>88,350,206.50</b>	<b>88,808,007.00</b>	<b>7,970,249.78</b>	<b>16,280,983.41</b>	<b>18.3%</b>	<b>72,527,023.59</b>
<b>7101</b>	<b>SICKNESS AND DISABILITY</b>	<b>18,300,000.00</b>	<b>18,300,000.00</b>	<b>-</b>	<b>-</b>	<b>0.0%</b>	<b>18,300,000.00</b>
71012	DISABILITY	18,300,000.00	18,300,000.00	-	-	0.0%	18,300,000.00
<b>7104</b>	<b>FAMILY AND CHILDREN</b>	<b>15,320,080.00</b>	<b>15,777,880.00</b>	<b>3,902,110.11</b>	<b>7,322,273.10</b>	<b>46.4%</b>	<b>8,455,606.90</b>
71041	FAMILY AND CHILDREN	15,320,080.00	15,777,880.00	3,902,110.11	7,322,273.10	46.4%	8,455,606.90
<b>7105</b>	<b>UNEMPLOYMENT</b>	<b>54,730,126.50</b>	<b>54,730,127.00</b>	<b>4,068,139.67</b>	<b>8,958,710.31</b>	<b>16.4%</b>	<b>45,771,416.69</b>
71051	UNEMPLOYMENT	54,730,126.50	54,730,127.00	4,068,139.67	8,958,710.31	16.4%	45,771,416.69



Table 13: Capital Expenditure by Function

Anambra State Government Budget Performance Report 2024 Q4 - Capital Expenditure by Functional Classification

Code	Function	2024 Original Budget	2024 Final Budget	2024 Q4 Performance	2024 Performance Year to Date (Q1-Q4)	% Performance Year to Date against 2024 Final Budget	Balance (against Final Budget)
	<b>Total Capital Expenditure</b>	<b>313,930,288,526.11</b>	<b>313,930,288,526.11</b>	<b>104,110,924,508.87</b>	<b>201,144,759,336.60</b>	<b>64.1%</b>	<b>112,785,529,189.51</b>
<b>701</b>	<b>GENERAL PUBLIC SERVICES</b>	<b>18,726,472,543.11</b>	<b>20,726,472,543.11</b>	<b>3,551,308,894.62</b>	<b>8,381,399,714.32</b>	<b>40.4%</b>	<b>12,345,072,828.79</b>
<b>7011</b>	<b>EXECUTIVE AND LEGISLATIVE ORGANS, FINANCIAL AND FISCAL AFFAIRS, EXTERNAL AFFAIRS</b>	<b>12,222,986,515.11</b>	<b>14,222,986,515.11</b>	<b>2,979,173,058.55</b>	<b>6,850,383,791.25</b>	<b>48.2%</b>	<b>7,372,602,723.86</b>
70111	EXECUTIVE AND LEGISLATIVE ORGANS	10,256,806,515.11	12,256,806,515.11	2,937,603,058.55	6,696,285,093.75	54.6%	5,560,521,421.36
70112	FINANCIAL AND FISCAL AFFAIRS	1,966,180,000.00	1,966,180,000.00	41,570,000.00	154,098,697.50	7.8%	1,812,081,302.50
<b>7013</b>	<b>GENERAL SERVICES</b>	<b>6,374,366,028.00</b>	<b>6,374,366,028.00</b>	<b>572,135,836.07</b>	<b>1,531,015,923.07</b>	<b>24.0%</b>	<b>4,843,350,104.93</b>
70131	GENERAL PERSONNEL SERVICES	915,906,028.00	915,906,028.00	117,193,792.00	159,604,602.00	17.4%	756,301,426.00
70132	OVERALL PLANNING AND STATISTICAL SERVICES	3,180,000,000.00	3,180,000,000.00	100,144,754.00	607,029,976.00	19.1%	2,572,970,024.00
70133	OTHER GENERAL SERVICES	2,278,460,000.00	2,278,460,000.00	354,797,290.07	764,381,345.07	33.5%	1,514,078,654.93
<b>7016</b>	<b>GENERAL PUBLIC SERVICES N.E.C.</b>	<b>129,120,000.00</b>	<b>129,120,000.00</b>	<b>-</b>	<b>-</b>	<b>0.0%</b>	<b>129,120,000.00</b>
70161	GENERAL PUBLIC SERVICES N.E.C.	129,120,000.00	129,120,000.00	-	-	0.0%	129,120,000.00
<b>703</b>	<b>PUBLIC ORDER AND SAFETY</b>	<b>8,124,004,000.00</b>	<b>9,124,004,000.00</b>	<b>914,651,214.63</b>	<b>2,840,816,685.03</b>	<b>31.1%</b>	<b>6,283,187,314.97</b>
<b>7033</b>	<b>LAW COURTS</b>	<b>6,861,824,000.00</b>	<b>7,861,824,000.00</b>	<b>914,651,214.63</b>	<b>2,840,816,685.03</b>	<b>36.1%</b>	<b>5,021,007,314.97</b>
70331	LAW COURTS	6,861,824,000.00	7,861,824,000.00	914,651,214.63	2,840,816,685.03	36.1%	5,021,007,314.97
<b>7036</b>	<b>PUBLIC ORDER AND SAFETY N.E.C.</b>	<b>1,262,180,000.00</b>	<b>1,262,180,000.00</b>	<b>-</b>	<b>-</b>	<b>0.0%</b>	<b>1,262,180,000.00</b>
70361	PUBLIC ORDER AND SAFETY N.E.C.	1,262,180,000.00	1,262,180,000.00	-	-	0.0%	1,262,180,000.00
<b>704</b>	<b>ECONOMIC AFFAIRS</b>	<b>216,769,986,352.00</b>	<b>208,769,986,352.00</b>	<b>81,443,982,618.66</b>	<b>157,140,949,131.55</b>	<b>75.3%</b>	<b>51,629,037,220.45</b>
<b>7041</b>	<b>GENERAL ECONOMIC, COMMERCIAL, AND LABOUR AFFAIRS</b>	<b>2,109,240,000.00</b>	<b>2,109,240,000.00</b>	<b>14,603,600.00</b>	<b>521,532,311.13</b>	<b>24.7%</b>	<b>1,587,707,688.87</b>
70411	GENERAL ECONOMIC AND COMMERCIAL AFFAIRS	2,109,240,000.00	2,109,240,000.00	14,603,600.00	521,532,311.13	24.7%	1,587,707,688.87
<b>7042</b>	<b>AGRICULTURE, FORESTRY, FISHING, AND HUNTING</b>	<b>2,801,782,352.00</b>	<b>2,801,782,352.00</b>	<b>13,613,130.00</b>	<b>1,359,864,660.00</b>	<b>48.5%</b>	<b>1,441,917,692.00</b>
70421	AGRICULTURE	2,725,050,000.00	2,725,050,000.00	11,113,130.00	1,357,364,660.00	49.8%	1,367,685,340.00
70422	FORESTRY	76,732,352.00	76,732,352.00	2,500,000.00	2,500,000.00	3.3%	74,232,352.00
<b>7043</b>	<b>FUEL AND ENERGY</b>	<b>1,315,000,000.00</b>	<b>1,315,000,000.00</b>	<b>150,702,922.10</b>	<b>837,362,333.44</b>	<b>63.7%</b>	<b>477,637,666.56</b>
70435	ELECTRICITY	1,315,000,000.00	1,315,000,000.00	150,702,922.10	837,362,333.44	63.7%	477,637,666.56
<b>7044</b>	<b>MINING, MANUFACTURING, AND CONSTRUCTION</b>	<b>1,028,478,000.00</b>	<b>1,028,478,000.00</b>	<b>167,149,550.58</b>	<b>225,556,790.58</b>	<b>21.9%</b>	<b>802,921,209.42</b>
70441	MINING OF MINERAL RESOURCES OTHER THAN MINERAL FUELS	954,478,000.00	954,478,000.00	117,422,675.94	175,829,915.94	18.4%	778,648,084.06
70442	MANUFACTURING	74,000,000.00	74,000,000.00	49,726,874.64	49,726,874.64	67.2%	24,273,125.36
<b>7045</b>	<b>TRANSPORT</b>	<b>196,300,990,000.00</b>	<b>188,300,990,000.00</b>	<b>78,070,329,616.16</b>	<b>148,854,535,017.16</b>	<b>79.1%</b>	<b>39,446,454,982.84</b>
70451	ROAD TRANSPORT	196,300,990,000.00	188,300,990,000.00	78,070,329,616.16	148,854,535,017.16	79.1%	39,446,454,982.84
<b>7046</b>	<b>COMMUNICATION</b>	<b>2,462,500,000.00</b>	<b>2,462,500,000.00</b>	<b>366,914,932.21</b>	<b>581,385,531.26</b>	<b>23.6%</b>	<b>1,881,114,468.74</b>
70461	COMMUNICATION	2,462,500,000.00	2,462,500,000.00	366,914,932.21	581,385,531.26	23.6%	1,881,114,468.74
<b>7047</b>	<b>OTHER INDUSTRIES</b>	<b>211,000,000.00</b>	<b>211,000,000.00</b>	<b>-</b>	<b>-</b>	<b>0.0%</b>	<b>211,000,000.00</b>
70474	MULTIPURPOSE DEVELOPMENT PROJECTS	211,000,000.00	211,000,000.00	-	-	0.0%	211,000,000.00
<b>7048</b>	<b>R &amp; D ECONOMIC AFFAIRS</b>	<b>10,540,996,000.00</b>	<b>10,540,996,000.00</b>	<b>2,660,668,867.61</b>	<b>4,760,712,487.98</b>	<b>45.2%</b>	<b>5,780,283,512.02</b>
70487	R & D OTHER INDUSTRIES	10,540,996,000.00	10,540,996,000.00	2,660,668,867.61	4,760,712,487.98	45.2%	5,780,283,512.02
<b>705</b>	<b>ENVIRONMENTAL PROTECTION</b>	<b>1,987,980,000.00</b>	<b>1,987,980,000.00</b>	<b>313,033,980.37</b>	<b>399,298,167.49</b>	<b>20.1%</b>	<b>1,588,681,832.51</b>
<b>7051</b>	<b>WASTE MANAGEMENT</b>	<b>219,000,000.00</b>	<b>219,000,000.00</b>	<b>-</b>	<b>-</b>	<b>0.0%</b>	<b>219,000,000.00</b>
70511	WASTE MANAGEMENT	219,000,000.00	219,000,000.00	-	-	0.0%	219,000,000.00
<b>7052</b>	<b>WASTE WATER MANAGEMENT</b>	<b>24,000,000.00</b>	<b>24,000,000.00</b>	<b>-</b>	<b>-</b>	<b>0.0%</b>	<b>24,000,000.00</b>
70521	WASTE WATER MANAGEMENT	24,000,000.00	24,000,000.00	-	-	0.0%	24,000,000.00
<b>7056</b>	<b>ENVIRONMENTAL PROTECTION N.E.C.</b>	<b>1,744,980,000.00</b>	<b>1,744,980,000.00</b>	<b>313,033,980.37</b>	<b>399,298,167.49</b>	<b>22.9%</b>	<b>1,345,681,832.51</b>
70561	ENVIRONMENTAL PROTECTION N.E.C.	1,744,980,000.00	1,744,980,000.00	313,033,980.37	399,298,167.49	22.9%	1,345,681,832.51
<b>706</b>	<b>HOUSING AND COMMUNITY AMENITIES</b>	<b>21,781,469,401.00</b>	<b>29,781,469,401.00</b>	<b>5,741,003,566.52</b>	<b>14,014,536,830.74</b>	<b>47.1%</b>	<b>15,766,932,570.26</b>

Code	Function	2024 Original Budget	2024 Final Budget	2024 Q4 Performance	2024 Performance Year to Date (Q1-Q4)	% Performance Year to Date against 2024 Final Budget	Balance (against Final Budget)
<b>7061</b>	<b>HOUSING DEVELOPMENT</b>	<b>12,573,699,401.00</b>	<b>20,573,699,401.00</b>	<b>2,446,815,458.92</b>	<b>7,371,818,916.92</b>	<b>35.8%</b>	<b>13,201,880,484.08</b>
70611	HOUSING DEVELOPMENT	12,573,699,401.00	20,573,699,401.00	2,446,815,458.92	7,371,818,916.92	35.8%	13,201,880,484.08
<b>7062</b>	<b>COMMUNITY DEVELOPMENT</b>	<b>312,570,000.00</b>	<b>312,570,000.00</b>	-	<b>13,800,000.00</b>	<b>4.4%</b>	<b>298,770,000.00</b>
70621	COMMUNITY DEVELOPMENT	312,570,000.00	312,570,000.00	-	13,800,000.00	4.4%	298,770,000.00
<b>7063</b>	<b>WATER SUPPLY</b>	<b>8,895,000,000.00</b>	<b>8,895,000,000.00</b>	<b>3,294,188,107.60</b>	<b>6,628,917,913.82</b>	<b>74.5%</b>	<b>2,266,082,086.18</b>
70631	WATER SUPPLY	8,895,000,000.00	8,895,000,000.00	3,294,188,107.60	6,628,917,913.82	74.5%	2,266,082,086.18
<b>7065</b>	<b>R &amp; D HOUSING AND COMMUNITY AMENITIES</b>	<b>200,000.00</b>	<b>200,000.00</b>	-	-	<b>0.0%</b>	<b>200,000.00</b>
70651	R & D HOUSING AND COMMUNITY AMENITIES	200,000.00	200,000.00	-	-	0.0%	200,000.00
<b>707</b>	<b>HEALTH</b>	<b>16,748,033,554.00</b>	<b>16,748,033,554.00</b>	<b>6,162,955,899.81</b>	<b>10,463,634,218.77</b>	<b>62.5%</b>	<b>6,284,399,335.23</b>
<b>7072</b>	<b>OUTPATIENT SERVICES</b>	<b>225,023,554.00</b>	<b>225,023,554.00</b>	-	-	<b>0.0%</b>	<b>225,023,554.00</b>
70724	PARAMEDICAL SERVICES	225,023,554.00	225,023,554.00	-	-	0.0%	225,023,554.00
<b>7073</b>	<b>HOSPITAL SERVICES</b>	<b>795,241,000.00</b>	<b>795,241,000.00</b>	-	-	<b>0.0%</b>	<b>795,241,000.00</b>
70732	SPECIALIZED HOSPITAL SERVICES	795,241,000.00	795,241,000.00	-	-	0.0%	795,241,000.00
<b>7074</b>	<b>PUBLIC HEALTH SERVICES</b>	<b>542,800,000.00</b>	<b>542,800,000.00</b>	<b>12,294,000.00</b>	<b>12,294,000.00</b>	<b>2.3%</b>	<b>530,506,000.00</b>
70741	PUBLIC HEALTH SERVICES	542,800,000.00	542,800,000.00	12,294,000.00	12,294,000.00	2.3%	530,506,000.00
<b>7076</b>	<b>HEALTH N.E.C.</b>	<b>15,184,969,000.00</b>	<b>15,184,969,000.00</b>	<b>6,150,661,899.81</b>	<b>10,451,340,218.77</b>	<b>68.8%</b>	<b>4,733,628,781.23</b>
70761	HEALTH N.E.C.	15,184,969,000.00	15,184,969,000.00	6,150,661,899.81	10,451,340,218.77	68.8%	4,733,628,781.23
<b>708</b>	<b>RECREATION, CULTURE AND RELIGION</b>	<b>3,188,405,576.00</b>	<b>3,188,405,576.00</b>	<b>357,321,000.00</b>	<b>1,075,498,850.00</b>	<b>33.7%</b>	<b>2,112,906,726.00</b>
<b>7081</b>	<b>RECREATIONAL AND SPORTING SERVICES</b>	<b>1,309,287,500.00</b>	<b>1,309,287,500.00</b>	<b>122,321,000.00</b>	<b>384,743,200.00</b>	<b>29.4%</b>	<b>924,544,300.00</b>
70811	RECREATIONAL AND SPORTING SERVICES	1,309,287,500.00	1,309,287,500.00	122,321,000.00	384,743,200.00	29.4%	924,544,300.00
<b>7083</b>	<b>BROADCASTING AND PUBLISHING SERVICES</b>	<b>1,879,118,076.00</b>	<b>1,879,118,076.00</b>	<b>235,000,000.00</b>	<b>690,755,650.00</b>	<b>36.8%</b>	<b>1,188,362,426.00</b>
70831	BROADCASTING AND PUBLISHING SERVICES	1,879,118,076.00	1,879,118,076.00	235,000,000.00	690,755,650.00	36.8%	1,188,362,426.00
<b>709</b>	<b>EDUCATION</b>	<b>20,034,078,600.00</b>	<b>17,034,078,600.00</b>	<b>5,514,774,234.26</b>	<b>6,212,441,638.70</b>	<b>36.5%</b>	<b>10,821,636,961.30</b>
<b>7091</b>	<b>PRE-PRIMARY AND PRIMARY EDUCATION</b>	<b>1,651,210,000.00</b>	<b>1,651,210,000.00</b>	<b>10,768,516.00</b>	<b>50,187,100.00</b>	<b>3.0%</b>	<b>1,601,022,900.00</b>
70912	PRIMARY EDUCATION	1,651,210,000.00	1,651,210,000.00	10,768,516.00	50,187,100.00	3.0%	1,601,022,900.00
<b>7094</b>	<b>TERTIARY EDUCATION</b>	<b>3,134,868,600.00</b>	<b>3,134,868,600.00</b>	<b>37,709,121.00</b>	<b>37,709,121.00</b>	<b>1.2%</b>	<b>3,097,159,479.00</b>
70941	FIRST STAGE OF TERTIARY EDUCATION	494,750,000.00	494,750,000.00	-	-	0.0%	494,750,000.00
70942	SECOND STAGE OF TERTIARY EDUCATION	2,640,118,600.00	2,640,118,600.00	37,709,121.00	37,709,121.00	1.4%	2,602,409,479.00
<b>7098</b>	<b>EDUCATION N.E.C.</b>	<b>15,248,000,000.00</b>	<b>12,248,000,000.00</b>	<b>5,466,296,597.26</b>	<b>6,124,545,417.70</b>	<b>50.0%</b>	<b>6,123,454,582.30</b>
70981	EDUCATION N.E.C.	15,248,000,000.00	12,248,000,000.00	5,466,296,597.26	6,124,545,417.70	50.0%	6,123,454,582.30
<b>710</b>	<b>SOCIAL PROTECTION</b>	<b>6,569,858,500.00</b>	<b>6,569,858,500.00</b>	<b>111,893,100.00</b>	<b>616,184,100.00</b>	<b>9.4%</b>	<b>5,953,674,400.00</b>
<b>7101</b>	<b>SICKNESS AND DISABILITY</b>	<b>164,500,000.00</b>	<b>164,500,000.00</b>	-	-	<b>0.0%</b>	<b>164,500,000.00</b>
71012	DISABILITY	164,500,000.00	164,500,000.00	-	-	0.0%	164,500,000.00
<b>7104</b>	<b>FAMILY AND CHILDREN</b>	<b>2,271,000,000.00</b>	<b>2,271,000,000.00</b>	<b>34,903,100.00</b>	<b>70,415,100.00</b>	<b>3.1%</b>	<b>2,200,584,900.00</b>
71041	FAMILY AND CHILDREN	2,271,000,000.00	2,271,000,000.00	34,903,100.00	70,415,100.00	3.1%	2,200,584,900.00
<b>7105</b>	<b>UNEMPLOYMENT</b>	<b>4,134,358,500.00</b>	<b>4,134,358,500.00</b>	<b>76,990,000.00</b>	<b>545,769,000.00</b>	<b>13.2%</b>	<b>3,588,589,500.00</b>
71051	UNEMPLOYMENT	4,134,358,500.00	4,134,358,500.00	76,990,000.00	545,769,000.00	13.2%	3,588,589,500.00

**Table 14: Other Expenditure by Function**

Anambra State Government Budget Performance Report 2024 Q4 - Other Expenditure by Functional Classification

Code	Function	2024 Original Budget	2024 Final Budget	2024 Q4 Performance	2024 Performance Year to Date (Q1-Q4)	% Performance Year to Date against 2024 Final Budget	Balance (against Final Budget)
	<b>Total Other Expenditure</b>	<b>16,400,582,459.59</b>	<b>15,768,647,973.84</b>	<b>3,537,907,492.19</b>	<b>12,534,793,631.56</b>	<b>79.5%</b>	<b>3,233,854,342.28</b>
<b>701</b>	<b>GENERAL PUBLIC SERVICES</b>	<b>16,398,561,842.09</b>	<b>15,768,347,973.84</b>	<b>3,537,622,492.19</b>	<b>12,534,508,631.56</b>	<b>79.5%</b>	<b>3,233,839,342.28</b>
<b>7011</b>	<b>EXECUTIVE AND LEGISLATIVE ORGANS, FINANCIAL AND FISCAL AFFAIRS, EXTERNAL AFFAIRS</b>	<b>2,168,561,842.09</b>	<b>2,168,561,842.09</b>	<b>10,434,380.00</b>	<b>2,090,124,380.00</b>	<b>96.4%</b>	<b>78,437,462.09</b>
70111	EXECUTIVE AND LEGISLATIVE ORGANS	2,168,561,842.09	2,168,561,842.09	10,434,380.00	2,090,124,380.00	96.4%	78,437,462.09
<b>7017</b>	<b>PUBLIC DEBT TRANSACTIONS</b>	<b>14,230,000,000.00</b>	<b>13,599,786,131.75</b>	<b>3,527,188,112.19</b>	<b>10,444,384,251.56</b>	<b>76.8%</b>	<b>3,155,401,880.19</b>
70171	PUBLIC DEBT TRANSACTIONS	14,230,000,000.00	13,599,786,131.75	3,527,188,112.19	10,444,384,251.56	76.8%	3,155,401,880.19
<b>703</b>	<b>PUBLIC ORDER AND SAFETY</b>	<b>2,020,617.50</b>	<b>300,000.00</b>	<b>285,000.00</b>	<b>285,000.00</b>	<b>95.0%</b>	<b>15,000.00</b>
<b>7033</b>	<b>LAW COURTS</b>	<b>2,020,617.50</b>	<b>300,000.00</b>	<b>285,000.00</b>	<b>285,000.00</b>	<b>95.0%</b>	<b>15,000.00</b>
70331	LAW COURTS	2,020,617.50	300,000.00	285,000.00	285,000.00	95.0%	15,000.00

## 2.G Expenditure by Programme

**Table 15: Total Expenditure by Programme**

Anambra State Government Budget Performance Report 2024 Q4 - Total Expenditure by Programme Classification

Code	Programme (Sector and Objective)	2024 Original Budget	2024 Final Budget	2024 Q4 Performance	2024 Performance Year to Date (Q1-Q4)	% Performance Year to Date against 2024 Final Budget	Balance (against Final Budget)
	<b>Total Expenditure</b>	<b>410,132,225,272.11</b>	<b>410,132,225,272.11</b>	<b>120,886,595,806.21</b>	<b>255,815,868,289.27</b>	<b>62.4%</b>	<b>154,316,356,982.84</b>
<b>01</b>	<b>Agriculture</b>	<b>3,245,887,255.80</b>	<b>3,246,439,505.93</b>	<b>158,132,606.69</b>	<b>1,784,382,549.13</b>	<b>55.0%</b>	<b>1,462,056,956.80</b>
0101	Effective governance of the Agriculture Sector	605,882,387.80	606,434,637.93	146,491,264.41	424,267,663.64	70.0%	182,166,974.29
0102	Development of the livestock value chain	16,000,000.00	16,000,000.00	-	-	0.0%	16,000,000.00
0103	Enhancement of food production and productivity	2,208,000,000.00	2,208,000,000.00	-	1,323,904,600.00	60.0%	884,095,400.00
0104	Reduction of post-harvest losses	211,000,000.00	211,000,000.00	10,408,230.00	31,410,460.00	14.9%	179,589,540.00
0105	Enhancement of fisheries resources development (aquaculture, marine, inland, artisanal)	40,754,868.00	40,754,868.00	1,233,112.28	4,799,825.49	11.8%	35,955,042.51
0107	Promotion of enabling environment for increased agricultural development	164,250,000.00	164,250,000.00	-	-	0.0%	164,250,000.00
<b>02</b>	<b>Societal Re-orientation</b>	<b>10,647,943,580.12</b>	<b>10,648,557,543.75</b>	<b>2,695,011,877.59</b>	<b>4,852,527,594.35</b>	<b>45.6%</b>	<b>5,796,029,949.40</b>
0210	Societal Re-orientation - General	10,647,943,580.12	10,648,557,543.75	2,695,011,877.59	4,852,527,594.35	45.6%	5,796,029,949.40
<b>03</b>	<b>Poverty Alleviation</b>	<b>65,204,332.00</b>	<b>65,204,332.25</b>	<b>- 1,600,851.03</b>	<b>2,382,299.41</b>	<b>3.7%</b>	<b>62,822,032.84</b>
0310	Poverty Alleviation - General	65,204,332.00	65,204,332.25	- 1,600,851.03	2,382,299.41	3.7%	62,822,032.84
<b>04</b>	<b>Health</b>	<b>22,564,795,039.44</b>	<b>22,564,695,763.41</b>	<b>7,010,877,554.77</b>	<b>14,524,940,372.52</b>	<b>64.4%</b>	<b>8,039,755,390.89</b>
0401	Effective governance of the health system	6,076,284,328.47	6,060,965,051.99	1,640,353,586.67	4,031,688,392.82	66.5%	2,029,276,659.17
0403	Enhancement of the delivery of Essential Package of Health Services (EPHS) to all citizens	1,176,133,326.00	1,176,133,326.00	319,818,000.00	660,441,750.00	56.2%	515,691,576.00
0404	Provision of the right number and right skill mix of competent, motivated, and productive Human Resources	53,000,000.00	53,000,000.00	-	-	0.0%	53,000,000.00
0405	Provision of adequate and modern health infrastructure for health services delivery	12,121,050,000.00	12,121,050,000.00	5,306,930,811.01	9,077,160,904.97	74.9%	3,043,889,095.03
0406	Provision of quality, affordable, available, and safe medicines, vaccines, and other health commodities	425,000,000.00	425,000,000.00	104,701,338.80	204,265,338.80	48.1%	220,734,661.20
0407	Evidence generation and utilisation	517,833,326.00	517,833,326.00	13,875,000.00	42,050,000.00	8.1%	475,783,326.00
0408	Institution and maintenance of a responsive public health emergency preparedness system	1,076,152,326.00	1,076,152,326.00	376,566,750.00	436,552,225.00	40.6%	639,600,101.00
0409	Provision of universal health coverage and financial risk protection for citizens	1,009,987,732.97	1,009,987,733.42	- 782,001,931.71	27,655,760.93	2.7%	982,331,972.49
0410	Health Sector Expenditures Not Elsewhere Classified	109,354,000.00	124,574,000.00	30,634,000.00	45,126,000.00	36.2%	79,448,000.00
<b>05</b>	<b>Education</b>	<b>33,308,684,618.01</b>	<b>30,308,684,616.80</b>	<b>8,933,689,854.28</b>	<b>15,847,943,527.28</b>	<b>52.3%</b>	<b>14,460,741,089.52</b>
0501	Effective governance of the education system	18,303,784,618.01	17,303,784,616.80	3,470,141,757.02	9,735,123,109.58	56.3%	7,568,661,507.22
0502	Increase in access, retention, and completion rate at all levels	90,000,000.00	90,000,000.00	-	-	0.0%	90,000,000.00
0503	Equity and inclusiveness in the provision of educational services	1,210,500,000.00	1,210,500,000.00	3,554,000.00	3,554,000.00	0.3%	1,206,946,000.00
0504	Improved quality of teaching and learning outcomes	242,000,000.00	242,000,000.00	-	-	0.0%	242,000,000.00
0505	Adequate infrastructure at all levels	13,247,750,000.00	11,247,750,000.00	5,419,507,097.26	6,060,702,417.70	53.9%	5,187,047,582.30
0506	Improved education information management system (EIMS)	135,000,000.00	135,000,000.00	40,487,000.00	48,564,000.00	36.0%	86,436,000.00
0510	Education Sector Expenditures Not Elsewhere Classified	79,650,000.00	79,650,000.00	-	-	0.0%	79,650,000.00
<b>06</b>	<b>Housing and Urban Development</b>	<b>13,646,416,705.79</b>	<b>21,646,201,190.15</b>	<b>2,688,952,182.21</b>	<b>7,938,960,292.19</b>	<b>36.7%</b>	<b>13,707,240,897.96</b>
0610	Housing and Urban Development - General	13,646,416,705.79	21,646,201,190.15	2,688,952,182.21	7,938,960,292.19	36.7%	13,707,240,897.96
<b>07</b>	<b>Gender</b>	<b>2,535,274,148.00</b>	<b>2,535,731,948.00</b>	<b>72,675,407.99</b>	<b>160,857,815.34</b>	<b>6.3%</b>	<b>2,374,874,132.66</b>
0710	Gender - General	2,535,274,148.00	2,535,731,948.00	72,675,407.99	160,857,815.34	6.3%	2,374,874,132.66
<b>08</b>	<b>Youth</b>	<b>5,641,867,461.50</b>	<b>5,641,867,462.00</b>	<b>250,998,677.57</b>	<b>1,055,237,164.72</b>	<b>18.7%</b>	<b>4,586,630,297.28</b>
0810	Youth - General	5,641,867,461.50	5,641,867,462.00	250,998,677.57	1,055,237,164.72	18.7%	4,586,630,297.28
<b>09</b>	<b>Environmental Improvement</b>	<b>1,206,784,449.00</b>	<b>1,206,784,449.00</b>	<b>121,544,709.33</b>	<b>292,075,375.81</b>	<b>24.2%</b>	<b>914,709,073.19</b>
0910	Environmental Improvement - General	1,206,784,449.00	1,206,784,449.00	121,544,709.33	292,075,375.81	24.2%	914,709,073.19
<b>10</b>	<b>Water Resources and Rural Development</b>	<b>1,199,911,173.59</b>	<b>1,203,117,266.79</b>	<b>3,333,614.24</b>	<b>6,407,954.73</b>	<b>0.5%</b>	<b>1,196,709,312.06</b>
1010	Water Resources and Rural Development - General	1,199,911,173.59	1,203,117,266.79	3,333,614.24	6,407,954.73	0.5%	1,196,709,312.06
<b>11</b>	<b>Information Communication and Technology</b>	<b>4,972,815,704.27</b>	<b>4,972,815,704.27</b>	<b>777,819,832.84</b>	<b>1,622,706,672.51</b>	<b>32.6%</b>	<b>3,350,109,031.76</b>
1110	Information Communication and Technology - General	4,972,815,704.27	4,972,815,704.27	777,819,832.84	1,622,706,672.51	32.6%	3,350,109,031.76
<b>12</b>	<b>Growing the Private Sector</b>	<b>1,146,878,827.95</b>	<b>1,146,583,776.94</b>	<b>97,616,675.10</b>	<b>423,182,488.70</b>	<b>36.9%</b>	<b>723,401,288.24</b>

Code	Programme (Sector and Objective)	2024 Original Budget	2024 Final Budget	2024 Q4 Performance	2024 Performance Year to Date (Q1-Q4)	% Performance Year to Date against 2024 Final Budget	Balance (against Final Budget)
1210	Growing the Private Sector - General	1,146,878,827.95	1,146,583,776.94	97,616,675.10	423,182,488.70	36.9%	723,401,288.24
<b>13</b>	<b>Reform of Government and Governance</b>	<b>101,590,980,527.52</b>	<b>104,586,760,263.52</b>	<b>16,006,834,632.65</b>	<b>49,759,704,948.16</b>	<b>47.6%</b>	<b>54,827,055,315.36</b>
1310	Reform of Government and Governance - General	101,590,980,527.52	104,586,760,263.52	16,006,834,632.65	49,759,704,948.16	47.6%	54,827,055,315.36
<b>14</b>	<b>Power</b>	<b>9,554,072,567.71</b>	<b>9,554,072,567.71</b>	<b>3,554,331,596.16</b>	<b>7,764,392,494.53</b>	<b>81.3%</b>	<b>1,789,680,073.18</b>
1410	Power - General	9,554,072,567.71	9,554,072,567.71	3,554,331,596.16	7,764,392,494.53	81.3%	1,789,680,073.18
<b>16</b>	<b>Water Ways</b>	<b>24,000,000.00</b>	<b>24,000,000.00</b>	-	-	<b>0.0%</b>	<b>24,000,000.00</b>
1610	Water Ways - General	24,000,000.00	24,000,000.00	-	-	0.0%	24,000,000.00
<b>17</b>	<b>Road</b>	<b>196,960,875,831.82</b>	<b>188,960,875,832.00</b>	<b>78,228,362,508.27</b>	<b>149,431,191,926.88</b>	<b>79.1%</b>	<b>39,529,683,905.12</b>
1710	Road - General	196,960,875,831.82	188,960,875,832.00	78,228,362,508.27	149,431,191,926.88	79.1%	39,529,683,905.12
<b>20</b>	<b>CLIMATE CHANGE</b>	<b>1,151,732,352.00</b>	<b>1,151,732,352.00</b>	<b>240,423,924.07</b>	<b>240,423,924.07</b>	<b>20.9%</b>	<b>911,308,427.93</b>
2010	CLIMATE CHANGE - General	1,151,732,352.00	1,151,732,352.00	240,423,924.07	240,423,924.07	20.9%	911,308,427.93
<b>21</b>	<b>Oil and Gas Infrastructure</b>	<b>668,100,697.58</b>	<b>668,100,697.58</b>	<b>47,591,003.48</b>	<b>108,550,888.94</b>	<b>16.2%</b>	<b>559,549,808.64</b>
2110	Oil and Gas Infrastructure - General	668,100,697.58	668,100,697.58	47,591,003.48	108,550,888.94	16.2%	559,549,808.64

Table 16: Personnel Expenditure by Programme

## Anambra State Government Budget Performance Report 2024 Q4 - Personnel Expenditure by Programme Classification

Code	Programme (Sector and Objective)	2024 Original Budget	2024 Final Budget	2024 Q4 Performance	2024 Performance Year to Date (Q1-Q4)	% Performance Year to Date against 2024 Final Budget	Balance (against Final Budget)
	<b>Total Personnel Expenditure</b>	<b>46,200,295,746.88</b>	<b>46,200,295,746.88</b>	<b>11,163,147,781.54</b>	<b>34,001,954,937.40</b>	<b>73.6%</b>	<b>12,198,340,809.48</b>
<b>01</b>	<b>Agriculture</b>	<b>454,139,139.87</b>	<b>454,139,140.00</b>	<b>138,290,087.03</b>	<b>407,081,576.78</b>	<b>89.6%</b>	<b>47,057,563.22</b>
0101	Effective governance of the Agriculture Sector	454,139,139.87	454,139,140.00	138,290,087.03	407,081,576.78	89.6%	47,057,563.22
<b>02</b>	<b>Societal Re-orientation</b>	<b>88,588,784.20</b>	<b>88,588,784.00</b>	<b>33,014,198.48</b>	<b>86,989,017.28</b>	<b>98.2%</b>	<b>1,599,766.72</b>
0210	Societal Re-orientation - General	88,588,784.20	88,588,784.00	33,014,198.48	86,989,017.28	98.2%	1,599,766.72
<b>03</b>	<b>Poverty Alleviation</b>	<b>33,170,332.00</b>	<b>33,170,332.00</b>	<b>-</b>	<b>-</b>	<b>0.0%</b>	<b>33,170,332.00</b>
0310	Poverty Alleviation - General	33,170,332.00	33,170,332.00	-	-	0.0%	33,170,332.00
<b>04</b>	<b>Health</b>	<b>3,271,824,560.00</b>	<b>3,009,412,617.00</b>	<b>868,098,331.09</b>	<b>2,501,300,413.70</b>	<b>83.1%</b>	<b>508,112,203.30</b>
0401	Effective governance of the health system	3,271,824,560.00	3,009,412,617.00	868,098,331.09	2,501,300,413.70	83.1%	508,112,203.30
<b>05</b>	<b>Education</b>	<b>10,032,003,614.00</b>	<b>10,032,003,614.00</b>	<b>3,828,036,082.28</b>	<b>9,491,991,840.69</b>	<b>94.6%</b>	<b>540,011,773.31</b>
0501	Effective governance of the education system	10,032,003,614.00	10,032,003,614.00	3,828,036,082.28	9,491,991,840.69	94.6%	540,011,773.31
<b>06</b>	<b>Housing and Urban Development</b>	<b>836,815,156.80</b>	<b>836,815,157.00</b>	<b>208,504,764.31</b>	<b>456,290,182.92</b>	<b>54.5%</b>	<b>380,524,974.08</b>
0610	Housing and Urban Development - General	836,815,156.80	836,815,157.00	208,504,764.31	456,290,182.92	54.5%	380,524,974.08
<b>07</b>	<b>Gender</b>	<b>84,454,068.00</b>	<b>84,454,068.00</b>	<b>33,870,197.88</b>	<b>83,120,442.24</b>	<b>98.4%</b>	<b>1,333,625.76</b>
0710	Gender - General	84,454,068.00	84,454,068.00	33,870,197.88	83,120,442.24	98.4%	1,333,625.76
<b>08</b>	<b>Youth</b>	<b>111,991,335.00</b>	<b>111,991,335.00</b>	<b>44,309,051.80</b>	<b>108,763,168.31</b>	<b>97.1%</b>	<b>3,228,166.69</b>
0810	Youth - General	111,991,335.00	111,991,335.00	44,309,051.80	108,763,168.31	97.1%	3,228,166.69
<b>09</b>	<b>Environmental Improvement</b>	<b>93,170,332.00</b>	<b>93,170,332.00</b>	<b>27,647,966.55</b>	<b>78,943,796.49</b>	<b>84.7%</b>	<b>14,226,535.51</b>
0910	Environmental Improvement - General	93,170,332.00	93,170,332.00	27,647,966.55	78,943,796.49	84.7%	14,226,535.51
<b>11</b>	<b>Information Communication and Technology</b>	<b>212,010,843.00</b>	<b>212,010,843.00</b>	<b>75,446,002.19</b>	<b>194,062,342.55</b>	<b>91.5%</b>	<b>17,948,500.45</b>
1110	Information Communication and Technology - General	212,010,843.00	212,010,843.00	75,446,002.19	194,062,342.55	91.5%	17,948,500.45
<b>12</b>	<b>Growing the Private Sector</b>	<b>283,987,287.00</b>	<b>283,987,286.00</b>	<b>111,730,098.41</b>	<b>281,455,643.34</b>	<b>99.1%</b>	<b>2,531,642.66</b>
1210	Growing the Private Sector - General	283,987,287.00	283,987,286.00	111,730,098.41	281,455,643.34	99.1%	2,531,642.66
<b>13</b>	<b>Reform of Government and Governance</b>	<b>29,730,516,454.01</b>	<b>29,992,928,397.88</b>	<b>5,568,900,577.45</b>	<b>19,518,041,204.36</b>	<b>65.1%</b>	<b>10,474,887,193.52</b>
1310	Reform of Government and Governance - General	29,730,516,454.01	29,992,928,397.88	5,568,900,577.45	19,518,041,204.36	65.1%	10,474,887,193.52
<b>14</b>	<b>Power</b>	<b>395,711,583.00</b>	<b>395,711,583.00</b>	<b>104,658,717.80</b>	<b>286,931,579.11</b>	<b>72.5%</b>	<b>108,780,003.89</b>
1410	Power - General	395,711,583.00	395,711,583.00	104,658,717.80	286,931,579.11	72.5%	108,780,003.89
<b>17</b>	<b>Road</b>	<b>571,912,258.00</b>	<b>571,912,258.00</b>	<b>120,641,706.27</b>	<b>506,983,729.63</b>	<b>88.6%</b>	<b>64,928,528.37</b>
1710	Road - General	571,912,258.00	571,912,258.00	120,641,706.27	506,983,729.63	88.6%	64,928,528.37

Table 17: Overhead Expenditure by Programme

Anambra State Government Budget Performance Report 2024 Q4 - Overhead Expenditure by Programme Classification

Code	Programme (Sector and Objective)	2024 Original Budget	2024 Final Budget	2024 Q4 Performance	2024 Performance Year to Date (Q1-Q4)	% Performance Year to Date against 2024 Final Budget	Balance (against Final Budget)
	<b>Total Overhead Expenditure</b>	<b>33,601,058,539.52</b>	<b>34,232,993,025.27</b>	<b>2,074,616,023.61</b>	<b>8,134,360,383.71</b>	<b>23.8%</b>	<b>26,098,632,641.56</b>
<b>01</b>	<b>Agriculture</b>	<b>66,698,115.93</b>	<b>67,250,365.93</b>	<b>8,729,389.66</b>	<b>19,936,312.35</b>	<b>29.6%</b>	<b>47,314,053.58</b>
0101	Effective governance of the Agriculture Sector	25,943,247.93	26,495,497.93	7,496,277.38	15,136,486.86	57.1%	11,359,011.07
0105	Enhancement of fisheries resources development (aquaculture, marine, inland, artisanal)	40,754,868.00	40,754,868.00	1,233,112.28	4,799,825.49	11.8%	35,955,042.51
<b>02</b>	<b>Societal Re-orientation</b>	<b>18,358,795.92</b>	<b>18,972,759.75</b>	<b>1,328,811.50</b>	<b>4,826,089.09</b>	<b>25.4%</b>	<b>14,146,670.66</b>
0210	Societal Re-orientation - General	18,358,795.92	18,972,759.75	1,328,811.50	4,826,089.09	25.4%	14,146,670.66
<b>03</b>	<b>Poverty Alleviation</b>	<b>32,034,000.00</b>	<b>32,034,000.25</b>	<b>- 1,600,851.03</b>	<b>2,382,299.41</b>	<b>7.4%</b>	<b>29,651,700.84</b>
0310	Poverty Alleviation - General	32,034,000.00	32,034,000.25	- 1,600,851.03	2,382,299.41	7.4%	29,651,700.84
<b>04</b>	<b>Health</b>	<b>2,470,936,925.44</b>	<b>2,733,249,592.41</b>	<b>- 69,903,550.77</b>	<b>1,510,278,865.41</b>	<b>55.3%</b>	<b>1,222,970,727.00</b>
0401	Effective governance of the health system	1,371,595,192.47	1,618,687,858.99	681,464,380.94	1,437,497,104.48	88.8%	181,190,754.51
0409	Provision of universal health coverage and financial risk protection for citizens	989,987,732.97	989,987,733.42	- 782,001,931.71	27,655,760.93	2.8%	962,331,972.49
0410	Health Sector Expenditures Not Elsewhere Classified	109,354,000.00	124,574,000.00	30,634,000.00	45,126,000.00	36.2%	79,448,000.00
<b>05</b>	<b>Education</b>	<b>3,242,602,404.01</b>	<b>3,242,602,402.80</b>	<b>- 409,120,462.26</b>	<b>143,510,047.89</b>	<b>4.4%</b>	<b>3,099,092,354.91</b>
0501	Effective governance of the education system	3,193,952,404.01	3,193,952,402.80	- 409,120,462.26	143,510,047.89	4.5%	3,050,442,354.91
0510	Education Sector Expenditures Not Elsewhere Classified	48,650,000.00	-	-	-	0.0%	48,650,000.00
<b>06</b>	<b>Housing and Urban Development</b>	<b>235,902,147.99</b>	<b>235,686,632.15</b>	<b>33,631,958.98</b>	<b>110,851,192.35</b>	<b>47.0%</b>	<b>124,835,439.80</b>
0610	Housing and Urban Development - General	235,902,147.99	235,686,632.15	33,631,958.98	110,851,192.35	47.0%	124,835,439.80
<b>07</b>	<b>Gender</b>	<b>15,320,080.00</b>	<b>15,777,880.00</b>	<b>3,902,110.11</b>	<b>7,322,273.10</b>	<b>46.4%</b>	<b>8,455,606.90</b>
0710	Gender - General	15,320,080.00	15,777,880.00	3,902,110.11	7,322,273.10	46.4%	8,455,606.90
<b>08</b>	<b>Youth</b>	<b>86,230,126.50</b>	<b>86,230,127.00</b>	<b>7,378,625.77</b>	<b>15,961,796.41</b>	<b>18.5%</b>	<b>70,268,330.59</b>
0810	Youth - General	86,230,126.50	86,230,127.00	7,378,625.77	15,961,796.41	18.5%	70,268,330.59
<b>09</b>	<b>Environmental Improvement</b>	<b>224,634,117.00</b>	<b>224,634,117.00</b>	<b>18,786,686.48</b>	<b>51,757,335.90</b>	<b>23.0%</b>	<b>172,876,781.10</b>
0910	Environmental Improvement - General	224,634,117.00	224,634,117.00	18,786,686.48	51,757,335.90	23.0%	172,876,781.10
<b>10</b>	<b>Water Resources and Rural Development</b>	<b>134,911,173.59</b>	<b>138,117,266.79</b>	<b>3,333,614.24</b>	<b>6,407,954.73</b>	<b>4.6%</b>	<b>131,709,312.06</b>
1010	Water Resources and Rural Deve - General	134,911,173.59	138,117,266.79	3,333,614.24	6,407,954.73	4.6%	131,709,312.06
<b>11</b>	<b>Information Communication and Technology</b>	<b>118,986,785.27</b>	<b>118,986,785.27</b>	<b>27,892,360.50</b>	<b>82,130,370.76</b>	<b>69.0%</b>	<b>36,856,414.51</b>
1110	Information Communication and Technology - General	118,986,785.27	118,986,785.27	27,892,360.50	82,130,370.76	69.0%	36,856,414.51
<b>12</b>	<b>Growing the Private Sector</b>	<b>235,891,540.95</b>	<b>235,596,490.94</b>	<b>- 28,717,023.31</b>	<b>127,123,245.36</b>	<b>54.0%</b>	<b>108,473,245.58</b>
1210	Growing the Private Sector - General	235,891,540.95	235,596,490.94	- 28,717,023.31	127,123,245.36	54.0%	108,473,245.58
<b>13</b>	<b>Reform of Government and Governance</b>	<b>26,603,595,070.81</b>	<b>26,968,897,348.68</b>	<b>2,434,066,453.76</b>	<b>5,963,925,001.76</b>	<b>22.1%</b>	<b>21,004,972,346.92</b>
1310	Reform of Government and Governance - General	26,603,595,070.81	26,968,897,348.68	2,434,066,453.76	5,963,925,001.76	22.1%	21,004,972,346.92
<b>14</b>	<b>Power</b>	<b>13,360,984.71</b>	<b>13,360,984.71</b>	<b>4,781,848.66</b>	<b>11,180,668.16</b>	<b>83.7%</b>	<b>2,180,316.55</b>
1410	Power - General	13,360,984.71	13,360,984.71	4,781,848.66	11,180,668.16	83.7%	2,180,316.55
<b>17</b>	<b>Road</b>	<b>87,973,573.82</b>	<b>87,973,574.00</b>	<b>37,391,185.84</b>	<b>69,673,180.09</b>	<b>79.2%</b>	<b>18,300,393.91</b>
1710	Road - General	87,973,573.82	87,973,574.00	37,391,185.84	69,673,180.09	79.2%	18,300,393.91
<b>21</b>	<b>Oil and Gas Infrastructure</b>	<b>13,622,697.58</b>	<b>13,622,697.58</b>	<b>2,734,865.48</b>	<b>7,093,750.94</b>	<b>52.1%</b>	<b>6,528,946.64</b>
2110	Oil and Gas Infrastructure - General	13,622,697.58	13,622,697.58	2,734,865.48	7,093,750.94	52.1%	6,528,946.64

Table 18: Capital Expenditure by Programme

Anambra State Government Budget Performance Report 2024 Q4 - Capital Expenditure by Programme Classification

Code	Programme (Sector and Objective)	2024 Original Budget	2024 Final Budget	2024 Q4 Performance	2024 Performance Year to Date (Q1-Q4)	% Performance Year to Date against 2024 Final Budget	Balance (against Final Budget)
	<b>Total Capital Expenditure</b>	<b>313,930,288,526.11</b>	<b>313,930,288,526.11</b>	<b>104,110,924,508.87</b>	<b>201,144,759,336.60</b>	<b>64.1%</b>	<b>112,785,529,189.51</b>
<b>01</b>	<b>Agriculture</b>	<b>2,725,050,000.00</b>	<b>2,725,050,000.00</b>	<b>11,113,130.00</b>	<b>1,357,364,660.00</b>	<b>49.8%</b>	<b>1,367,685,340.00</b>
0101	Effective governance of the Agriculture Sector	125,800,000.00	125,800,000.00	704,900.00	2,049,600.00	1.6%	123,750,400.00
0102	Development of the livestock value chain	16,000,000.00	16,000,000.00	-	-	0.0%	16,000,000.00
0103	Enhancement of food production and productivity	2,208,000,000.00	2,208,000,000.00	-	1,323,904,600.00	60.0%	884,095,400.00
0104	Reduction of post-harvest losses	211,000,000.00	211,000,000.00	10,408,230.00	31,410,460.00	14.9%	179,589,540.00
0107	Promotion of enabling environment for increased agricultural development	164,250,000.00	164,250,000.00	-	-	0.0%	164,250,000.00
<b>02</b>	<b>Societal Re-orientation</b>	<b>10,540,996,000.00</b>	<b>10,540,996,000.00</b>	<b>2,660,668,867.61</b>	<b>4,760,712,487.98</b>	<b>45.2%</b>	<b>5,780,283,512.02</b>
0210	Societal Re-orientation - General	10,540,996,000.00	10,540,996,000.00	2,660,668,867.61	4,760,712,487.98	45.2%	5,780,283,512.02
<b>04</b>	<b>Health</b>	<b>16,822,033,554.00</b>	<b>16,822,033,554.00</b>	<b>6,212,682,774.45</b>	<b>10,513,361,093.41</b>	<b>62.5%</b>	<b>6,308,672,460.59</b>
0401	Effective governance of the health system	1,432,864,576.00	1,432,864,576.00	90,790,874.64	92,890,874.64	6.5%	1,339,973,701.36
0403	Enhancement of the delivery of Essential Package of Health Services (EPHS) to all citizens	1,176,133,326.00	1,176,133,326.00	319,818,000.00	660,441,750.00	56.2%	515,691,576.00
0404	Provision of the right number and right skill mix of competent, motivated, and productive Human Resources	53,000,000.00	53,000,000.00	-	-	0.0%	53,000,000.00
0405	Provision of adequate and modern health infrastructure for health services delivery	12,121,050,000.00	12,121,050,000.00	5,306,930,811.01	9,077,160,904.97	74.9%	3,043,889,095.03
0406	Provision of quality, affordable, available, and safe medicines, vaccines, and other health commodities	425,000,000.00	425,000,000.00	104,701,338.80	204,265,338.80	48.1%	220,734,661.20
0407	Evidence generation and utilisation	517,833,326.00	517,833,326.00	13,875,000.00	42,050,000.00	8.1%	475,783,326.00
0408	Institution and maintenance of a responsive public health emergency preparedness system	1,076,152,326.00	1,076,152,326.00	376,566,750.00	436,552,225.00	40.6%	639,600,101.00
0409	Provision of universal health coverage and financial risk protection for citizens	20,000,000.00	20,000,000.00	-	-	0.0%	20,000,000.00
<b>05</b>	<b>Education</b>	<b>20,034,078,600.00</b>	<b>17,034,078,600.00</b>	<b>5,514,774,234.26</b>	<b>6,212,441,638.70</b>	<b>36.5%</b>	<b>10,821,636,961.30</b>
0501	Effective governance of the education system	5,077,828,600.00	4,077,828,600.00	51,226,137.00	99,621,221.00	2.4%	3,978,207,379.00
0502	Increase in access, retention, and completion rate at all levels	90,000,000.00	90,000,000.00	-	-	0.0%	90,000,000.00
0503	Equity and inclusiveness in the provision of educational services	1,210,500,000.00	1,210,500,000.00	3,554,000.00	3,554,000.00	0.3%	1,206,946,000.00
0504	Improved quality of teaching and learning outcomes	242,000,000.00	242,000,000.00	-	-	0.0%	242,000,000.00
0505	Adequate infrastructure at all levels	13,247,750,000.00	11,247,750,000.00	5,419,507,097.26	6,060,702,417.70	53.9%	5,187,047,582.30
0506	Improved education information management system (EIMS)	135,000,000.00	135,000,000.00	40,487,000.00	48,564,000.00	36.0%	86,436,000.00
0510	Education Sector Expenditures Not Elsewhere Classified	31,000,000.00	31,000,000.00	-	-	0.0%	31,000,000.00
<b>06</b>	<b>Housing and Urban Development</b>	<b>12,573,699,401.00</b>	<b>20,573,699,401.00</b>	<b>2,446,815,458.92</b>	<b>7,371,818,916.92</b>	<b>35.8%</b>	<b>13,201,880,484.08</b>
0610	Housing and Urban Development - General	12,573,699,401.00	20,573,699,401.00	2,446,815,458.92	7,371,818,916.92	35.8%	13,201,880,484.08
<b>07</b>	<b>Gender</b>	<b>2,435,500,000.00</b>	<b>2,435,500,000.00</b>	<b>34,903,100.00</b>	<b>70,415,100.00</b>	<b>2.9%</b>	<b>2,365,084,900.00</b>
0710	Gender - General	2,435,500,000.00	2,435,500,000.00	34,903,100.00	70,415,100.00	2.9%	2,365,084,900.00
<b>08</b>	<b>Youth</b>	<b>5,443,646,000.00</b>	<b>5,443,646,000.00</b>	<b>199,311,000.00</b>	<b>930,512,200.00</b>	<b>17.1%</b>	<b>4,513,133,800.00</b>
0810	Youth - General	5,443,646,000.00	5,443,646,000.00	199,311,000.00	930,512,200.00	17.1%	4,513,133,800.00
<b>09</b>	<b>Environmental Improvement</b>	<b>888,980,000.00</b>	<b>888,980,000.00</b>	<b>75,110,056.30</b>	<b>161,374,243.42</b>	<b>18.2%</b>	<b>727,605,756.58</b>
0910	Environmental Improvement - General	888,980,000.00	888,980,000.00	75,110,056.30	161,374,243.42	18.2%	727,605,756.58
<b>10</b>	<b>Water Resources and Rural Development</b>	<b>1,065,000,000.00</b>	<b>1,065,000,000.00</b>	<b>-</b>	<b>-</b>	<b>0.0%</b>	<b>1,065,000,000.00</b>
1010	Water Resources and Rural Deve - General	1,065,000,000.00	1,065,000,000.00	-	-	0.0%	1,065,000,000.00
<b>11</b>	<b>Information Communication and Technology</b>	<b>4,641,818,076.00</b>	<b>4,641,818,076.00</b>	<b>674,481,470.15</b>	<b>1,346,513,959.20</b>	<b>29.0%</b>	<b>3,295,304,116.80</b>
1110	Information Communication and Technology - General	4,641,818,076.00	4,641,818,076.00	674,481,470.15	1,346,513,959.20	29.0%	3,295,304,116.80



Code	Programme (Sector and Objective)	2024 Original Budget	2024 Final Budget	2024 Q4 Performance	2024 Performance Year to Date (Q1-Q4)	% Performance Year to Date against 2024 Final Budget	Balance (against Final Budget)
<b>12</b>	<b>Growing the Private Sector</b>	<b>627,000,000.00</b>	<b>627,000,000.00</b>	<b>14,603,600.00</b>	<b>14,603,600.00</b>	<b>2.3%</b>	<b>612,396,400.00</b>
1210	Growing the Private Sector - General	627,000,000.00	627,000,000.00	14,603,600.00	14,603,600.00	2.3%	612,396,400.00
<b>13</b>	<b>Reform of Government and Governance</b>	<b>28,856,286,543.11</b>	<b>31,856,286,543.11</b>	<b>4,465,960,109.25</b>	<b>11,742,945,110.48</b>	<b>36.9%</b>	<b>20,113,341,432.63</b>
1310	Reform of Government and Governance - General	28,856,286,543.11	31,856,286,543.11	4,465,960,109.25	11,742,945,110.48	36.9%	20,113,341,432.63
<b>14</b>	<b>Power</b>	<b>9,145,000,000.00</b>	<b>9,145,000,000.00</b>	<b>3,444,891,029.70</b>	<b>7,466,280,247.26</b>	<b>81.6%</b>	<b>1,678,719,752.74</b>
1410	Power - General	9,145,000,000.00	9,145,000,000.00	3,444,891,029.70	7,466,280,247.26	81.6%	1,678,719,752.74
<b>16</b>	<b>Water Ways</b>	<b>24,000,000.00</b>	<b>24,000,000.00</b>	<b>-</b>	<b>-</b>	<b>0.0%</b>	<b>24,000,000.00</b>
1610	Water Ways - General	24,000,000.00	24,000,000.00	-	-	0.0%	24,000,000.00
<b>17</b>	<b>Road</b>	<b>196,300,990,000.00</b>	<b>188,300,990,000.00</b>	<b>78,070,329,616.16</b>	<b>148,854,535,017.16</b>	<b>79.1%</b>	<b>39,446,454,982.84</b>
1710	Road - General	196,300,990,000.00	188,300,990,000.00	78,070,329,616.16	148,854,535,017.16	79.1%	39,446,454,982.84
<b>20</b>	<b>CLIMATE CHANGE</b>	<b>1,151,732,352.00</b>	<b>1,151,732,352.00</b>	<b>240,423,924.07</b>	<b>240,423,924.07</b>	<b>20.9%</b>	<b>911,308,427.93</b>
2010	CLIMATE CHANGE - General	1,151,732,352.00	1,151,732,352.00	240,423,924.07	240,423,924.07	20.9%	911,308,427.93
<b>21</b>	<b>Oil and Gas Infrastructure</b>	<b>654,478,000.00</b>	<b>654,478,000.00</b>	<b>44,856,138.00</b>	<b>101,457,138.00</b>	<b>15.5%</b>	<b>553,020,862.00</b>
2110	Oil and Gas Infrastructure - General	654,478,000.00	654,478,000.00	44,856,138.00	101,457,138.00	15.5%	553,020,862.00

**Table 19: Other Expenditure by Programme****Anambra State Government Budget Performance Report 2024 Q4 - Other Expenditure by Programme Classification**

Code	Programme (Sector and Objective)	2024 Original Budget	2024 Final Budget	2024 Q4 Performance	2024 Performance Year to Date (Q1-Q4)	% Performance Year to Date against 2024 Final Budget	Balance (against Final Budget)
	<b><i>Total Other Expenditure</i></b>	<b><i>16,400,582,459.59</i></b>	<b><i>15,768,647,973.84</i></b>	<b><i>3,537,907,492.19</i></b>	<b><i>12,534,793,631.56</i></b>	<b><i>79.5%</i></b>	<b><i>3,233,854,342.28</i></b>
<b>13</b>	<b>Reform of Government and Governance</b>	<b>16,400,582,459.59</b>	<b>15,768,647,973.84</b>	<b>3,537,907,492.19</b>	<b>12,534,793,631.56</b>	<b>79.5%</b>	<b>3,233,854,342.28</b>
1310	Reform of Government and Governance - General	16,400,582,459.59	15,768,647,973.84	3,537,907,492.19	12,534,793,631.56	79.5%	3,233,854,342.28

## 2.H Capital Expenditure Details

**Table 20: Capital Expenditure by Project**

Anambra State Government Budget Performance Report 2024 Q4 - Capital Expenditure by Project

Administrative Code and Description	Project Description	2024 Original Budget	2024 Final Budget	2024 Q4 Performance	2024 Performance Year to Date (Q1-Q4)	% Performance Year to Date against 2024 Final Budget	Balance (against Final Budget)
<b>Total Capital Expenditure</b>		<b>313,930,288,526.11</b>	<b>313,930,288,526.11</b>	<b>104,110,924,508.87</b>	<b>201,144,759,336.60</b>	<b>64.1%</b>	<b>112,785,529,189.51</b>
011100100100 - Office of the Executive Governor	Purchase of furniture and office equipment for New Government House	250,000,000.00	250,000,000.00	49,373,857.50	114,100,510.00	45.6%	135,899,490.00
011100100100 - Office of the Executive Governor	Construction of National Youth Services Corp(NYSC)Permanent Orientation	50,000,000.00	50,000,000.00	-	-	0.0%	50,000,000.00
011100100100 - Office of the Executive Governor	Special Mandate Projects (Faith-based Micro Credit Scheme)	50,000,000.00	50,000,000.00	-	-	0.0%	50,000,000.00
011100100100 - Office of the Executive Governor	Government House Project Implementation and Monitoring Activities (PRS)	200,000,000.00	200,000,000.00	-	-	0.0%	200,000,000.00
011100100100 - Office of the Executive Governor	Rehabilitation of Government Guest House buildings (Abuja and Lagos)	30,000,000.00	30,000,000.00	-	2,967,215.00	9.9%	27,032,785.00
011100100100 - Office of the Executive Governor	Special Emergency Intervention programmes and Projects in the State	4,000,000,000.00	6,000,000,000.00	2,121,148,666.60	4,224,154,375.83	70.4%	1,775,845,624.17
011100100100 - Office of the Executive Governor	State Emergency Management Agency Projects	300,000,000.00	300,000,000.00	100,000,000.00	128,837,090.00	42.9%	171,162,910.00
011100100100 - Office of the Executive Governor	Public Works(Poverty Alleviation&Welfare Scheme for the Aged	50,000,000.00	50,000,000.00	-	-	0.0%	50,000,000.00
011100100100 - Office of the Executive Governor	Awka Capital Territory Development Authority Projects	200,000,000.00	200,000,000.00	118,591,000.00	182,828,000.00	91.4%	17,172,000.00
011100100100 - Office of the Executive Governor	ANSIPPA Special Projects	250,000,000.00	250,000,000.00	-	-	0.0%	250,000,000.00
011100100100 - Office of the Executive Governor	Anambra state Small Business Development Agency	50,000,000.00	50,000,000.00	-	5,000,000.00	10.0%	45,000,000.00
011100100100 - Office of the Executive Governor	Purchase of 22 No 4x4 Special Purpose Vehicles	500,000,000.00	500,000,000.00	-	138,500,000.00	27.7%	361,500,000.00
011100100100 - Office of the Executive Governor	Special Interventions for oil production communities ( 5% of derivation)	400,956,515.11	400,956,515.11	-	-	0.0%	400,956,515.11
011100100100 - Office of the Executive Governor	Nigeria Governors Forum (NGF) Capacity Building Fund/Public Financial Ma	50,000,000.00	50,000,000.00	-	-	0.0%	50,000,000.00
011100100100 - Office of the Executive Governor	Special Project -Nigeria Football Federation (ANFF)- Anambra	150,000,000.00	150,000,000.00	-	-	0.0%	150,000,000.00
011100100200 - Office of the Deputy Governor	Reconstruction of office block for staff of Deputy Governor	16,500,000.00	16,500,000.00	-	-	0.0%	16,500,000.00
011100100200 - Office of the Deputy Governor	Procurement of 5 No Office Furniture	29,700,000.00	29,700,000.00	-	-	0.0%	29,700,000.00
011100100200 - Office of the Deputy Governor	Purchase of Press Communication Equipments	5,400,000.00	5,400,000.00	-	3,700,000.00	68.5%	1,700,000.00
011100100200 - Office of the Deputy Governor	Purchase of 6 No 4x4 Utility Vehicles	82,500,000.00	82,500,000.00	-	-	0.0%	82,500,000.00
011100100200 - Office of the Deputy Governor	Construction of Boundary Demarcation with other States and Communities	150,000,000.00	150,000,000.00	1,120,000.00	11,654,100.00	7.8%	138,345,900.00
011100100200 - Office of the Deputy Governor	Planning Research and Statics(P.R.S.) Activities	5,940,000.00	5,940,000.00	-	-	0.0%	5,940,000.00
011100100200 - Office of the Deputy Governor	Anambra State Pilgrimage Activities	25,000,000.00	25,000,000.00	-	-	0.0%	25,000,000.00
011100100200 - Office of the Deputy Governor	Capacity Building on Protocol and other special programs	5,940,000.00	5,940,000.00	-	-	0.0%	5,940,000.00
011101000100 - Anambra Public Procurement AgencyAPPA	Purchase of Softwares for Office Networking	80,000,000.00	80,000,000.00	-	-	0.0%	80,000,000.00
011101000100 - Anambra Public Procurement AgencyAPPA	Purchase of 2 No Smart Photocopying Machines	5,000,000.00	5,000,000.00	-	-	0.0%	5,000,000.00
011101000100 - Anambra Public Procurement AgencyAPPA	Purchase of Equipment/work tools	25,000,000.00	25,000,000.00	24,196,067.00	24,196,067.00	96.8%	803,933.00
011101000100 - Anambra Public Procurement AgencyAPPA	Purchase of 15 No Office Table, 2 No Sofa and 2 No Visitors chairs	10,000,000.00	10,000,000.00	-	-	0.0%	10,000,000.00
011101000100 - Anambra Public Procurement AgencyAPPA	Monitoring and Evaluation/PRS Activities	10,000,000.00	10,000,000.00	-	-	0.0%	10,000,000.00
011101000100 - Anambra Public Procurement AgencyAPPA	Capacity Building for Procurement Officers and other Staff of the Agency	80,000,000.00	80,000,000.00	-	-	0.0%	80,000,000.00
011101000100 - Anambra Public Procurement AgencyAPPA	Publication of APPA Statistical Journals	15,000,000.00	15,000,000.00	10,000,000.00	10,000,000.00	66.7%	5,000,000.00
011101000100 - Anambra Public Procurement AgencyAPPA	Analysis and dissemination of Contract Pricing data	10,000,000.00	10,000,000.00	-	-	0.0%	10,000,000.00
011101000100 - Anambra Public Procurement AgencyAPPA	Media and Sensitization Activities	15,000,000.00	15,000,000.00	-	-	0.0%	15,000,000.00
011101000100 - Anambra Public Procurement AgencyAPPA	Hosting of Annual Procurement Summit 2024	35,000,000.00	35,000,000.00	-	-	0.0%	35,000,000.00
011200300100 - Anambra State House of Assembly	State House Annual Anniversaries/Institution of Staff Awards	13,000,000.00	13,000,000.00	-	-	0.0%	13,000,000.00
011200300100 - Anambra State House of Assembly	Installation of Solar inverters/Security lights at State House of Assembly C	85,000,000.00	85,000,000.00	-	41,225,000.00	48.5%	43,775,000.00
011200300100 - Anambra State House of Assembly	Purchase of Legislative and General Library books	7,100,000.00	7,100,000.00	-	7,000,000.00	98.6%	100,000.00
011200300100 - Anambra State House of Assembly	Repaving of drive ways and provision of parking lots	100,000,000.00	100,000,000.00	-	87,694,932.65	87.7%	12,305,067.35
011200300100 - Anambra State House of Assembly	Purchase of Office Furniture for legislative Administrative Block	39,600,000.00	39,600,000.00	1,179,533.91	34,179,533.91	86.3%	5,420,466.09
011200300100 - Anambra State House of Assembly	Procurement of Medical Equipments for legislative Clinic (4 Nos ABS beds, 2	43,000,000.00	43,000,000.00	-	-	0.0%	43,000,000.00
011200300100 - Anambra State House of Assembly	Procurement of 35 No Laptop and 20 No Desktop Computers and accessor	11,000,000.00	11,000,000.00	-	10,270,000.00	93.4%	730,000.00
011200300100 - Anambra State House of Assembly	Renovation of Legislative Complex	45,850,000.00	45,850,000.00	3,790,325.54	43,000,731.13	93.8%	2,849,268.87
011200300100 - Anambra State House of Assembly	Purchase of 3 No Saloon and 2 No 4x4 Utility Vehicles	100,000,000.00	100,000,000.00	-	100,000,000.00	100.0%	-
011200300100 - Anambra State House of Assembly	Completion of fence wall and installation Security Spiral Wiring	85,000,000.00	85,000,000.00	-	36,931,300.23	43.4%	48,068,699.77
011200300100 - Anambra State House of Assembly	Rehabilitation of Water Borehole and Installation of 40 Feet overhead Tan	45,000,000.00	45,000,000.00	-	-	0.0%	45,000,000.00
011200300100 - Anambra State House of Assembly	Furnishing of Office for Legislative Service Commission	550,000,000.00	550,000,000.00	38,000,000.00	38,000,000.00	6.9%	512,000,000.00
011200300100 - Anambra State House of Assembly	Purchase of Security /Communication Gadgets	15,000,000.00	15,000,000.00	-	-	0.0%	15,000,000.00
011200300100 - Anambra State House of Assembly	Community Empowerment Programme for 30 House Member (Constituents	1,500,000,000.00	1,500,000,000.00	450,000,000.00	1,350,000,000.00	90.0%	150,000,000.00

ANAMBRA STATE GOVERNMENT, NIGERIA

011200300100 - Anambra State House of Assembly	Planning Research and Statistics (PRS) Activities and Monitoring/Evaluation	6,000,000.00	6,000,000.00	-	-	0.0%	6,000,000.00
011200300100 - Anambra State House of Assembly	Capacity Building for 30nos Legislatives Members/Conduct Training/Develo	50,000,000.00	50,000,000.00	-	-	0.0%	50,000,000.00
011200300100 - Anambra State House of Assembly	Establishment of Legislative Research Office	46,320,000.00	46,320,000.00	24,900,000.00	34,860,000.00	75.3%	11,460,000.00
011200300100 - Anambra State House of Assembly	Development Framework D&R Require.&Key Per. indica. for all MDA-SHOA	3,000,000.00	3,000,000.00	-	-	0.0%	3,000,000.00
011200300100 - Anambra State House of Assembly	Purchase. of 2 Multimedia Projectors, 3 Cameras, 3 Camera Stand	81,000,000.00	81,000,000.00	-	-	0.0%	81,000,000.00
011200300100 - Anambra State House of Assembly	Purchase,Installation of 3 No Jamming equipment, PABX Equipment. in Leg	7,000,000.00	7,000,000.00	-	-	0.0%	7,000,000.00
011200300100 - Anambra State House of Assembly	Purchase of 50 No Fire Extinguisher and Installation of Smoke Alarm Sys	10,000,000.00	10,000,000.00	-	-	0.0%	10,000,000.00
011200300100 - Anambra State House of Assembly	House Media enlightenment programme	130,000,000.00	130,000,000.00	17,000,000.00	17,000,000.00	13.1%	113,000,000.00
011200300100 - Anambra State House of Assembly	Purchase of 7 No 4x4 Utility Vehicles for Legislative Service Commission	80,000,000.00	80,000,000.00	-	62,112,630.00	77.6%	17,887,370.00
011200300100 - Anambra State House of Assembly	Anambra State Anti-Corruption Committee (ANSACs)	2,000,000.00	2,000,000.00	-	-	0.0%	2,000,000.00
011200300100 - Anambra State House of Assembly	Capacity building of Hon Members (Local & foreign)	350,000,000.00	350,000,000.00	12,499,675.00	22,269,675.00	6.4%	327,730,325.00
012300100100 - Ministry of Information and CommunicationStrategy	Equipment for Film/Video Production. Rural Public. Enlighten. Mobilization	35,000,000.00	35,000,000.00	-	-	0.0%	35,000,000.00
012300100100 - Ministry of Information and CommunicationStrategy	Costruction of Anambra State FM Studio and AM Radio	44,618,076.00	44,618,076.00	-	-	0.0%	44,618,076.00
012300100100 - Ministry of Information and CommunicationStrategy	Management Information System and Data collection Activities	48,000,000.00	48,000,000.00	-	-	0.0%	48,000,000.00
012300100100 - Ministry of Information and CommunicationStrategy	National Council on Tourism Meetings and Conferences	12,500,000.00	12,500,000.00	-	-	0.0%	12,500,000.00
012300100100 - Ministry of Information and CommunicationStrategy	Media Outreach Mass Mobilization and Social Orientation	1,500,000,000.00	1,500,000,000.00	235,000,000.00	690,755,650.00	46.1%	809,244,350.00
012300100100 - Ministry of Information and CommunicationStrategy	Production of Annual Anambra Calendar and Diary	5,000,000.00	5,000,000.00	-	-	0.0%	5,000,000.00
012300100100 - Ministry of Information and CommunicationStrategy	Planning Research and Statistics (PRS) Activities	3,000,000.00	3,000,000.00	-	-	0.0%	3,000,000.00
012300100100 - Ministry of Information and CommunicationStrategy	Procurement of 10 Nos Desktop Computer, 10 Nos Photocopier Machine a	10,000,000.00	10,000,000.00	-	-	0.0%	10,000,000.00
012300100100 - Ministry of Information and CommunicationStrategy	Capacity Building on Special Information Programs	13,000,000.00	13,000,000.00	-	-	0.0%	13,000,000.00
012300100100 - Ministry of Information and CommunicationStrategy	National Council/Board Activities	10,000,000.00	10,000,000.00	-	-	0.0%	10,000,000.00
012300100100 - Ministry of Information and CommunicationStrategy	Information Communication Visibility Strategy/Attitudinal Change Commu	20,000,000.00	20,000,000.00	-	-	0.0%	20,000,000.00
012300100100 - Ministry of Information and CommunicationStrategy	Procurement of 1 No 25 KVA Gen Set	4,000,000.00	4,000,000.00	-	-	0.0%	4,000,000.00
012300100100 - Ministry of Information and CommunicationStrategy	Reconstruction and Equipmng of ABS and Anambra State Television Awka	157,000,000.00	157,000,000.00	-	-	0.0%	157,000,000.00
012300100200 - Anambra State Sinage Agency - ANSAA	Purchase of 2 No. Computers	200,000.00	200,000.00	-	-	0.0%	200,000.00
012300100200 - Anambra State Sinage Agency - ANSAA	Procurement of 25 KVA Generating Set	5,000,000.00	5,000,000.00	-	-	0.0%	5,000,000.00
012300100200 - Anambra State Sinage Agency - ANSAA	Purchase of 15 Nos Tables, Chairs and 2 Nos Executive Sofa	4,000,000.00	4,000,000.00	-	-	0.0%	4,000,000.00
012300100200 - Anambra State Sinage Agency - ANSAA	Capacity Building on Special Advertising and Innovation Program	5,000,000.00	5,000,000.00	-	-	0.0%	5,000,000.00
012300100200 - Anambra State Sinage Agency - ANSAA	Sinage and Advertizing Monitoring Activities (PRS)	3,000,000.00	3,000,000.00	-	-	0.0%	3,000,000.00
012400100100 - Ministry of Homeland Affairs	Capacity Building/Training of Community Based Vigilante Groups	100,000,000.00	100,000,000.00	-	-	0.0%	100,000,000.00
012400100100 - Ministry of Homeland Affairs	Development/Training of Staff	12,000,000.00	12,000,000.00	-	-	0.0%	12,000,000.00
012400100100 - Ministry of Homeland Affairs	Anambra State Security Summit/Sensitization	15,000,000.00	15,000,000.00	-	-	0.0%	15,000,000.00
012400100100 - Ministry of Homeland Affairs	Skill Acquisition/Empowerment for Rehabilitated Youths across the State	80,000,000.00	80,000,000.00	-	-	0.0%	80,000,000.00
012400100100 - Ministry of Homeland Affairs	Procurement of Office Furnitures and Fittings	10,000,000.00	10,000,000.00	-	-	0.0%	10,000,000.00
012400100100 - Ministry of Homeland Affairs	Procurement of Office Equipment and Accessories	7,680,000.00	7,680,000.00	-	-	0.0%	7,680,000.00
012400100100 - Ministry of Homeland Affairs	Enforcement of Government Policies for a livable homeland	45,000,000.00	45,000,000.00	-	-	0.0%	45,000,000.00
012400100100 - Ministry of Homeland Affairs	Project Implementation and Monitoring Activities (PRS)	10,000,000.00	10,000,000.00	-	-	0.0%	10,000,000.00
012400100100 - Ministry of Homeland Affairs	Rehabilitation of Office Block of the Ministry of Homeland Affairs, Ocha Bri	15,000,000.00	15,000,000.00	-	-	0.0%	15,000,000.00
012400100100 - Ministry of Homeland Affairs	Bio-Data Capturing for all Vigilante Personnel and Private Groups	30,000,000.00	30,000,000.00	-	-	0.0%	30,000,000.00
012400100100 - Ministry of Homeland Affairs	Subvention to OCHA Brigade	437,500,000.00	437,500,000.00	-	-	0.0%	437,500,000.00
012400100100 - Ministry of Homeland Affairs	Purchase of APC and Other Security Equipments	500,000,000.00	500,000,000.00	-	-	0.0%	500,000,000.00
012500100100 - Office of the Head of Service	Procurement of 19 Nos Executive Furniture for Permanent Secretaries	100,136,028.00	100,136,028.00	100,053,792.00	100,053,792.00	99.9%	82,236.00
012500100100 - Office of the Head of Service	Procurement of 180Nos PABX wireless IP phone with P.O.E	12,000,000.00	12,000,000.00	-	-	0.0%	12,000,000.00
012500100100 - Office of the Head of Service	Human Resources Development (Capacity Building)	70,000,000.00	70,000,000.00	5,000,000.00	14,965,000.00	21.4%	55,035,000.00
012500100100 - Office of the Head of Service	Staff Housing Loan Scheme	191,570,000.00	191,570,000.00	-	-	0.0%	191,570,000.00
012500100100 - Office of the Head of Service	Purchase of 10nos saloon Cars for Civil Servants (Revolving Loan Scheme)	100,000,000.00	100,000,000.00	-	-	0.0%	100,000,000.00
012500100100 - Office of the Head of Service	Purchase/Refurbishment of 2 Nos. Civil Service Buses	80,000,000.00	80,000,000.00	-	-	0.0%	80,000,000.00
012500100100 - Office of the Head of Service	Rehabilitation of the State Secretariat Complex Phase 1,2 and 3	45,000,000.00	45,000,000.00	-	-	0.0%	45,000,000.00
012500100100 - Office of the Head of Service	Procurement/Installation of Public Address System at the Secretariat Com	10,000,000.00	10,000,000.00	-	-	0.0%	10,000,000.00
012500100100 - Office of the Head of Service	Public Service Lectures(Civil Service Day)	12,000,000.00	12,000,000.00	-	-	0.0%	12,000,000.00

ANAMBRA STATE GOVERNMENT, NIGERIA

012500100100 - Office of the Head of Service	Communication Visibility for Civil Servants	5,200,000.00	5,200,000.00	-	-	0.0%	5,200,000.00
012500100100 - Office of the Head of Service	Civil Leadership Initiative and Award of Excellence	8,000,000.00	8,000,000.00	4,000,000.00	4,000,000.00	50.0%	4,000,000.00
012500100100 - Office of the Head of Service	Joint Public Service Negotiating Council	25,000,000.00	25,000,000.00	-	20,010,000.00	80.0%	4,990,000.00
012500100100 - Office of the Head of Service	Hoisting of the National Council on Establishments	18,000,000.00	18,000,000.00	-	-	0.0%	18,000,000.00
012500100100 - Office of the Head of Service	Anambra State Anti-Corruption Crusade Activities/Corporate Planning and	95,000,000.00	95,000,000.00	-	10,120,000.00	10.7%	84,880,000.00
012500100100 - Office of the Head of Service	Procurement of 8 Nos photocopying machine	5,000,000.00	5,000,000.00	-	-	0.0%	5,000,000.00
012500100100 - Office of the Head of Service	Procurement 10Nos Scanner	4,000,000.00	4,000,000.00	-	-	0.0%	4,000,000.00
012500100100 - Office of the Head of Service	Procurement of 25Nos Executive Chairs, 18nos Photocopying Tables, and 30nos	5,000,000.00	5,000,000.00	-	-	0.0%	5,000,000.00
012500100100 - Office of the Head of Service	Procurement of 40nos 1.5horse power Airconditioner	20,000,000.00	20,000,000.00	-	-	0.0%	20,000,000.00
012500100100 - Office of the Head of Service	Purchase of books and equipment	7,000,000.00	7,000,000.00	-	-	0.0%	7,000,000.00
012500100100 - Office of the Head of Service	Planning Research and Statistics (PRS) Activities	5,000,000.00	5,000,000.00	-	-	0.0%	5,000,000.00
012500100100 - Office of the Head of Service	Hosting of the Summit of South East & South- South Head of services ( HK	8,000,000.00	8,000,000.00	-	-	0.0%	8,000,000.00
012500100100 - Office of the Head of Service	Civil Service Week and Productivity Day Celebration	15,000,000.00	15,000,000.00	-	-	0.0%	15,000,000.00
012500100100 - Office of the Head of Service	Refurbishment/Repair of pool Vehicles	25,000,000.00	25,000,000.00	-	-	0.0%	25,000,000.00
012500100100 - Office of the Head of Service	Refurbishment/Serviceing 2 Gen Set (1,000 KVA)	20,000,000.00	20,000,000.00	8,140,000.00	10,455,810.00	52.3%	9,544,190.00
014000100100 - Office of the Auditor General (State)	Purchase of 4Nos of Fire Proof File Cabinet	5,200,000.00	5,200,000.00	-	-	0.0%	5,200,000.00
014000100100 - Office of the Auditor General (State)	Monitoring and Evaluation Activities	26,950,000.00	26,950,000.00	9,095,000.00	25,894,500.00	96.1%	1,055,500.00
014000100100 - Office of the Auditor General (State)	Procurement of 40nos Laptop, 20nos Desktop and other Computer Access	50,000,000.00	50,000,000.00	-	-	0.0%	50,000,000.00
014000100100 - Office of the Auditor General (State)	Capacity Building Program for Auditor General for State	20,000,000.00	20,000,000.00	-	-	0.0%	20,000,000.00
014000100100 - Office of the Auditor General (State)	Production of Auditor Generals for State Annual Report	12,500,000.00	12,500,000.00	-	8,717,450.00	69.7%	3,782,550.00
014000100100 - Office of the Auditor General (State)	Auditor General's Project Implementation and Monitoring Activities	2,000,000.00	2,000,000.00	-	-	0.0%	2,000,000.00
014000100200 - Office of the Auditor General (Local Government)	Purchase of 4No. air condition, 6No fireproof Steel cabinets, 4No refrigera	3,630,000.00	3,630,000.00	-	-	0.0%	3,630,000.00
014000100200 - Office of the Auditor General (Local Government)	Purchase of 10nos Laptop, 5nos Desktop Computers & Accessories	2,000,000.00	2,000,000.00	-	-	0.0%	2,000,000.00
014000100200 - Office of the Auditor General (Local Government)	Rehabilitation of Zonal Office. at Onitsha, Aquata Idemill, Nnewi & Awka	9,000,000.00	9,000,000.00	-	-	0.0%	9,000,000.00
014000100200 - Office of the Auditor General (Local Government)	Monitoring and Evaluation Activities	6,000,000.00	6,000,000.00	-	-	0.0%	6,000,000.00
014000100200 - Office of the Auditor General (Local Government)	Production of Auditor- Generals for Local Government Annual Report	5,000,000.00	5,000,000.00	-	-	0.0%	5,000,000.00
014000100200 - Office of the Auditor General (Local Government)	Capacity Building Program for Auditor General for Local Govt	10,000,000.00	10,000,000.00	-	-	0.0%	10,000,000.00
014700100100 - Civil Service Commission	Procurement of 20nos Laptop and 6nos Photocopiers	5,000,000.00	5,000,000.00	-	-	0.0%	5,000,000.00
014700100100 - Civil Service Commission	Rehabilitation of 25 KVA Generating Set	2,000,000.00	2,000,000.00	-	-	0.0%	2,000,000.00
014700100100 - Civil Service Commission	Production of Civil Service Annual Statistical Reports	7,000,000.00	7,000,000.00	-	-	0.0%	7,000,000.00
014700100100 - Civil Service Commission	Annual Appraisal, Examination and Promotion Project	10,000,000.00	10,000,000.00	-	-	0.0%	10,000,000.00
014700100100 - Civil Service Commission	Capacity Building Program for the Civil Service Commission	6,000,000.00	6,000,000.00	-	-	0.0%	6,000,000.00
014800100100 - Anambra State Independent Electoral Commission	Purchase of operational vehicles	30,000,000.00	30,000,000.00	-	-	0.0%	30,000,000.00
014800100100 - Anambra State Independent Electoral Commission	Purchase of 6nos Executive Chair and Tables	2,520,000.00	2,520,000.00	-	-	0.0%	2,520,000.00
014800100100 - Anambra State Independent Electoral Commission	Conduct of Election and Post Election Matters	50,000,000.00	50,000,000.00	-	-	0.0%	50,000,000.00
014800100100 - Anambra State Independent Electoral Commission	Procurement of Office Furniture (6 Executive Chairs & Tables	10,000,000.00	10,000,000.00	-	-	0.0%	10,000,000.00
014800100100 - Anambra State Independent Electoral Commission	Procurement of Library Books and Library Equipments	1,000,000.00	1,000,000.00	-	-	0.0%	1,000,000.00
014800100100 - Anambra State Independent Electoral Commission	Capacity Building Program for State Independent Electoral	4,600,000.00	4,600,000.00	-	-	0.0%	4,600,000.00
014800100100 - Anambra State Independent Electoral Commission	Creation of Electoral Wards	31,000,000.00	31,000,000.00	-	-	0.0%	31,000,000.00
016100100100 - Office of the Secretary to the StateGovernment	Rehabilitation of SSG's office	20,000,000.00	20,000,000.00	-	-	0.0%	20,000,000.00
016100100100 - Office of the Secretary to the StateGovernment	Renovation of Commissioner's Quarters/House Rental for Political Office h	130,000,000.00	130,000,000.00	12,000,000.00	110,500,000.00	85.0%	19,500,000.00
016100100100 - Office of the Secretary to the StateGovernment	Purchase of 38 Vehicles for Political Office holders & SSG's office	300,000,000.00	300,000,000.00	127,206,250.00	127,206,250.00	42.4%	172,793,750.00
016100100100 - Office of the Secretary to the StateGovernment	Insurance Premium on Vehicles	60,000,000.00	60,000,000.00	-	12,000,000.00	20.0%	48,000,000.00
016100100100 - Office of the Secretary to the StateGovernment	Establishment of EXCO Management Information System/Enquires, Recov	50,000,000.00	50,000,000.00	18,289,600.00	18,289,600.00	36.6%	31,710,400.00
016100100100 - Office of the Secretary to the StateGovernment	Renovation/furnishing of Guest House at Awka & Onitsha	10,000,000.00	10,000,000.00	-	-	0.0%	10,000,000.00
016100100100 - Office of the Secretary to the StateGovernment	Renovation/ furnishing of Quarters for Political Office holders and SSG's O	15,000,000.00	15,000,000.00	-	-	0.0%	15,000,000.00
016100100100 - Office of the Secretary to the StateGovernment	Purchase of Office Equipment & Furniture for SSG's Office & Political Hold	15,000,000.00	15,000,000.00	-	-	0.0%	15,000,000.00
016100100100 - Office of the Secretary to the StateGovernment	Reconstruction/Renovation/ Completion of Abuja & Lagos Liaison Offices/Ld	26,035,000.00	26,035,000.00	-	-	0.0%	26,035,000.00
016100100100 - Office of the Secretary to the StateGovernment	Procurement of Office Equipment for the Abuja and Lagos Liaison Offices	3,425,000.00	3,425,000.00	-	-	0.0%	3,425,000.00
016100100100 - Office of the Secretary to the StateGovernment	Beautification/Landscaping/Fumigation of Government House, Awka	9,500,000.00	9,500,000.00	-	-	0.0%	9,500,000.00

016100100100 - Office of the Secretary to the StateGovernment	Insurance Premium for Government Buildings/Properties	170,000,000.00	170,000,000.00	19,792,373.07	145,068,428.07	85.3%	24,931,571.93
016100100100 - Office of the Secretary to the StateGovernment	Planning Research and Statistics (PRS) Activities	2,000,000.00	2,000,000.00	-	-	0.0%	2,000,000.00
016100100100 - Office of the Secretary to the StateGovernment	Annual State Celebration and Anniversary	150,000,000.00	150,000,000.00	20,871,000.00	130,871,000.00	87.2%	19,129,000.00
016100100100 - Office of the Secretary to the StateGovernment	Establishing of Data Collation and Other ICT Related Activities	15,000,000.00	15,000,000.00	-	-	0.0%	15,000,000.00
016100100100 - Office of the Secretary to the StateGovernment	Purchase of S nos 4x4 Utility Vehicle for MDAs	200,000,000.00	200,000,000.00	122,442,000.00	186,250,000.00	93.1%	13,750,000.00
016100100100 - Office of the Secretary to the StateGovernment	2023 Population Census	30,000,000.00	30,000,000.00	-	-	0.0%	30,000,000.00
016100100100 - Office of the Secretary to the StateGovernment	Purchase of 20 No. Salon Vehicles for Permanent Secretaries in the State	200,000,000.00	200,000,000.00	-	-	0.0%	200,000,000.00
016100100100 - Office of the Secretary to the StateGovernment	Renovation and Furnishing of Abuja Lodge	100,000,000.00	100,000,000.00	-	-	0.0%	100,000,000.00
016100100100 - Office of the Secretary to the StateGovernment	Provision of Solar Power	26,000,000.00	26,000,000.00	-	-	0.0%	26,000,000.00
016100100100 - Office of the Secretary to the StateGovernment	Revenue Mobilisation for Liaison Offices	16,500,000.00	16,500,000.00	-	-	0.0%	16,500,000.00
016102200100 - Ocha Brigade	Procurement of Operational Kits and Equipment/ Accessories	158,540,000.00	158,540,000.00	-	-	0.0%	158,540,000.00
016102200100 - Ocha Brigade	Purchase of Office Furniture	15,500,000.00	15,500,000.00	-	-	0.0%	15,500,000.00
016102200100 - Ocha Brigade	Rehabilitation of Office Building	37,000,000.00	37,000,000.00	-	-	0.0%	37,000,000.00
016102200100 - Ocha Brigade	Ocha Brigade Medical Support Activities	3,000,000.00	3,000,000.00	-	-	0.0%	3,000,000.00
016102200100 - Ocha Brigade	Purchase of backhoe catapillar, lowbed, Tippers, bedford trucks and Tow	200,000,000.00	200,000,000.00	-	-	0.0%	200,000,000.00
017000100100 - Ministry of Special Duties	/Expansion of Office Building for staff Accommodation in Awka	60,000,000.00	60,000,000.00	-	-	0.0%	60,000,000.00
017000100100 - Ministry of Special Duties	Procurement of office equipment and accessories	20,000,000.00	20,000,000.00	-	-	0.0%	20,000,000.00
017000100100 - Ministry of Special Duties	Sensitization/summit for stakeholder on continuousvoters' registration	30,000,000.00	30,000,000.00	-	-	0.0%	30,000,000.00
017000100100 - Ministry of Special Duties	Project Implementation and Monitoring Activities (PRS)	10,000,000.00	10,000,000.00	-	-	0.0%	10,000,000.00
017000100100 - Ministry of Special Duties	Staff development and training/Capacity Building	15,000,000.00	15,000,000.00	-	-	0.0%	15,000,000.00
017000100100 - Ministry of Special Duties	Purchase of Fire Fighting Trucks for 21 LGA	300,000,000.00	300,000,000.00	-	-	0.0%	300,000,000.00
017000100100 - Ministry of Special Duties	Procurement of Office Furniture	10,000,000.00	10,000,000.00	-	-	0.0%	10,000,000.00
021500100100 - Ministry of Agriculture, Mechanization , Processing	Produce Storage and Fumigation Scheme	51,000,000.00	51,000,000.00	10,408,230.00	23,910,460.00	46.9%	27,089,540.00
021500100100 - Ministry of Agriculture, Mechanization , Processing	Field Crop Protection	8,000,000.00	8,000,000.00	-	-	0.0%	8,000,000.00
021500100100 - Ministry of Agriculture, Mechanization , Processing	Coconut, Palm and other Seedlings Program	2,000,000,000.00	2,000,000,000.00	-	1,323,904,600.00	66.2%	676,095,400.00
021500100100 - Ministry of Agriculture, Mechanization , Processing	Seed Multiplication and Horticultural Development Project	100,000,000.00	100,000,000.00	-	-	0.0%	100,000,000.00
021500100100 - Ministry of Agriculture, Mechanization , Processing	Development of Agricultural Extension Information Management System	25,000,000.00	25,000,000.00	-	-	0.0%	25,000,000.00
021500100100 - Ministry of Agriculture, Mechanization , Processing	Testing Laboratory Services	79,250,000.00	79,250,000.00	-	-	0.0%	79,250,000.00
021500100100 - Ministry of Agriculture, Mechanization , Processing	Planning Research Statistics (PRS) Capacity Building Project for Ministry of	5,000,000.00	5,000,000.00	-	-	0.0%	5,000,000.00
021500100100 - Ministry of Agriculture, Mechanization , Processing	Standard Agricultural Engineering Workshop	15,000,000.00	15,000,000.00	-	-	0.0%	15,000,000.00
021500100100 - Ministry of Agriculture, Mechanization , Processing	Fertilizer Procurement and Distribution	50,000,000.00	50,000,000.00	-	-	0.0%	50,000,000.00
021500100100 - Ministry of Agriculture, Mechanization , Processing	Procurement of Agricultural Inputs Program (Seedlings, Pesticides, Fertiliz	50,000,000.00	50,000,000.00	-	-	0.0%	50,000,000.00
021500100100 - Ministry of Agriculture, Mechanization , Processing	Veterinary Field Services	8,000,000.00	8,000,000.00	-	-	0.0%	8,000,000.00
021500100100 - Ministry of Agriculture, Mechanization , Processing	Veten.Pre.Ctrl & Surveill.of Animal Diseas e.g.Rabbies,TB&PPR	8,000,000.00	8,000,000.00	-	-	0.0%	8,000,000.00
021500100100 - Ministry of Agriculture, Mechanization , Processing	Agricultural Shows and Faires	43,000,000.00	43,000,000.00	-	7,500,000.00	17.4%	35,500,000.00
021500100100 - Ministry of Agriculture, Mechanization , Processing	National Council Meetings	20,000,000.00	20,000,000.00	-	1,344,700.00	6.7%	18,655,300.00
021500100100 - Ministry of Agriculture, Mechanization , Processing	Planning Research and Statistics (PRS) Monitoring and Evaluation	3,000,000.00	3,000,000.00	704,900.00	704,900.00	23.5%	2,295,100.00
021500100100 - Ministry of Agriculture, Mechanization , Processing	Procurement of 4nos Combined Harvesters and 10nos Oil-palm Harvester	117,000,000.00	117,000,000.00	-	-	0.0%	117,000,000.00
021500100100 - Ministry of Agriculture, Mechanization , Processing	Repairs of S nos Tractors (60HP, 4 Wheel Drive, 45 ltr fuel tank & 2,100kg	20,000,000.00	20,000,000.00	-	-	0.0%	20,000,000.00
021500100100 - Ministry of Agriculture, Mechanization , Processing	Procurement of Office Furniture	12,800,000.00	12,800,000.00	-	-	0.0%	12,800,000.00
021500100100 - Ministry of Agriculture, Mechanization , Processing	Capacity Building of Ministry's Staff and Extension officers	10,000,000.00	10,000,000.00	-	-	0.0%	10,000,000.00
021500100100 - Ministry of Agriculture, Mechanization , Processing	Export Center and Activity Development management	50,000,000.00	50,000,000.00	-	-	0.0%	50,000,000.00
021500100100 - Ministry of Agriculture, Mechanization , Processing	School Horticultural Development programme(Operation name You	50,000,000.00	50,000,000.00	-	-	0.0%	50,000,000.00
022000100100 - Ministry of Finance	State Debt Management Activities	50,000,000.00	50,000,000.00	-	-	0.0%	50,000,000.00
022000100100 - Ministry of Finance	Procurement of Office Furniture	20,000,000.00	20,000,000.00	-	11,248,487.07	56.2%	8,751,512.93
022000100100 - Ministry of Finance	Ministry's Project Implementation and Monitoring Activities	5,700,000.00	5,700,000.00	-	-	0.0%	5,700,000.00
022000100100 - Ministry of Finance	Financial and other State wide Consultancy Services	1,000,000,000.00	1,000,000,000.00	-	487,710,724.06	48.8%	512,289,275.94
022000100100 - Ministry of Finance	State Fiscal Transparency, Accountability and sustainability for Result	20,000,000.00	20,000,000.00	-	-	0.0%	20,000,000.00
022000100100 - Ministry of Finance	Production of State Financial Policy and Digest	3,500,000.00	3,500,000.00	-	-	0.0%	3,500,000.00
022000100100 - Ministry of Finance	Internal Central Audit Department Data Base	50,000,000.00	50,000,000.00	-	-	0.0%	50,000,000.00

ANAMBRA STATE GOVERNMENT, NIGERIA

022000100100 - Ministry of Finance	Development of State Debt Management Framework /Guide	20,000,000.00	20,000,000.00	-	-	0.0%	20,000,000.00
022000100100 - Ministry of Finance	Capacity Building Program for the Ministry of Finance	30,000,000.00	30,000,000.00	-	6,169,500.00	20.6%	23,830,500.00
022000100100 - Ministry of Finance	Refurbishing of 2 No Generating Set/Vehicle	5,000,000.00	5,000,000.00	-	1,800,000.00	36.0%	3,200,000.00
022000100100 - Ministry of Finance	Secure Investment/Credit Rating Assessments by at least Three Credit Ra	35,000,000.00	35,000,000.00	-	-	0.0%	35,000,000.00
022000100100 - Ministry of Finance	Review of State financial laws for greater transparency and sustainability	20,000,000.00	20,000,000.00	-	-	0.0%	20,000,000.00
022000100100 - Ministry of Finance	Support for Migration to Accrual System of Accounting	20,000,000.00	20,000,000.00	-	-	0.0%	20,000,000.00
022000700100 - Office of the Accountant General	Computerization of Accountant General's office & provision of equipment	200,000,000.00	200,000,000.00	26,875,000.00	83,741,747.50	41.9%	116,258,252.50
022000700100 - Office of the Accountant General	Printing and Production of Security Documents	10,000,000.00	10,000,000.00	-	-	0.0%	10,000,000.00
022000700100 - Office of the Accountant General	IPASAS Up grade	50,000,000.00	50,000,000.00	5,600,000.00	12,627,000.00	25.3%	37,373,000.00
022000700100 - Office of the Accountant General	Capacity Building Program for the Accountants	50,000,000.00	50,000,000.00	-	23,118,000.00	46.2%	26,882,000.00
022000700100 - Office of the Accountant General	Development of Contractor LedgerModule for the Implimentation of Perfor	150,000,000.00	150,000,000.00	-	-	0.0%	150,000,000.00
022000700100 - Office of the Accountant General	Development of E-Payment Module for the Contractor Ledger Implimentat	150,000,000.00	150,000,000.00	-	-	0.0%	150,000,000.00
022000700100 - Office of the Accountant General	Development of Access Restriction for security of electronic cash books an	100,000,000.00	100,000,000.00	-	-	0.0%	100,000,000.00
022000800100 - Anambra State Internal Revenue Service	BIR Project Actvits:Extension of Office & Construction of Board of Internal R	50,000,000.00	50,000,000.00	-	-	0.0%	50,000,000.00
022000800100 - Anambra State Internal Revenue Service	Construction of Zonal Tax offices	200,000,000.00	200,000,000.00	-	-	0.0%	200,000,000.00
022000800100 - Anambra State Internal Revenue Service	Production of vehicle/motorcycle Number plates by Federal Road Safety C	200,000,000.00	200,000,000.00	-	-	0.0%	200,000,000.00
022000800100 - Anambra State Internal Revenue Service	Production of Conductors' and Drivers' Badges	30,000,000.00	30,000,000.00	-	-	0.0%	30,000,000.00
022000800100 - Anambra State Internal Revenue Service	Automation and computerization of Board of Internal Revenue (BIR)	62,500,000.00	62,500,000.00	-	-	0.0%	62,500,000.00
022000800100 - Anambra State Internal Revenue Service	Capacity building for the staff of Board of Internal Revenue (BIR)	110,000,000.00	110,000,000.00	-	-	0.0%	110,000,000.00
022000800100 - Anambra State Internal Revenue Service	Equipment and furnishing of new buildings for Board of Internal Revenue (	57,300,000.00	57,300,000.00	-	-	0.0%	57,300,000.00
022000800100 - Anambra State Internal Revenue Service	Monitoring and Evaluation Activities of Board of Internal Revenue (BIR)	10,000,000.00	10,000,000.00	-	-	0.0%	10,000,000.00
022000800100 - Anambra State Internal Revenue Service	Upgrading of Motor Licensing Authority (MLA)	100,000,000.00	100,000,000.00	-	-	0.0%	100,000,000.00
022000800100 - Anambra State Internal Revenue Service	Production of Taxpayers Education Programme	44,600,000.00	44,600,000.00	-	-	0.0%	44,600,000.00
022000800100 - Anambra State Internal Revenue Service	Printing of Security Documents	85,000,000.00	85,000,000.00	-	-	0.0%	85,000,000.00
022000800100 - Anambra State Internal Revenue Service	ANSSID Programme & Supervision	50,000,000.00	50,000,000.00	-	-	0.0%	50,000,000.00
022000800100 - Anambra State Internal Revenue Service	IGR Enforcement	60,000,000.00	60,000,000.00	-	-	0.0%	60,000,000.00
022000800100 - Anambra State Internal Revenue Service	AIRS Programme Implementation and Monitoring Activities(PRS)	40,000,000.00	40,000,000.00	-	-	0.0%	40,000,000.00
022000800100 - Anambra State Internal Revenue Service	Anambra State Annual IGR Summit	4,500,000.00	4,500,000.00	-	-	0.0%	4,500,000.00
022200100100 - Ministry of Trade, Commerce, Markets &Wealth Cre	Refurbishing/Repair of Vehicle	10,000,000.00	10,000,000.00	-	-	0.0%	10,000,000.00
022200100100 - Ministry of Trade, Commerce, Markets &Wealth Cre	Operationalisation of Export Emporium including meeting for Export Prom	100,000,000.00	100,000,000.00	5,000,000.00	5,000,000.00	5.0%	95,000,000.00
022200100100 - Ministry of Trade, Commerce, Markets &Wealth Cre	State Industrial sheds at Idemili North, Ogunike and Ozubulu	10,000,000.00	10,000,000.00	-	-	0.0%	10,000,000.00
022200100100 - Ministry of Trade, Commerce, Markets &Wealth Cre	Anambra State Cooperative Credit Scheme	10,000,000.00	10,000,000.00	7,575,000.00	7,575,000.00	75.8%	2,425,000.00
022200100100 - Ministry of Trade, Commerce, Markets &Wealth Cre	Establishment of a technology-based data bank for SMEs in AB	15,000,000.00	15,000,000.00	-	-	0.0%	15,000,000.00
022200100100 - Ministry of Trade, Commerce, Markets &Wealth Cre	Registration of business premises, motor emblems and commodity Un	10,000,000.00	10,000,000.00	-	-	0.0%	10,000,000.00
022200100100 - Ministry of Trade, Commerce, Markets &Wealth Cre	International and local trade fairs	70,000,000.00	70,000,000.00	-	-	0.0%	70,000,000.00
022200100100 - Ministry of Trade, Commerce, Markets &Wealth Cre	Statistical survey databank	40,000,000.00	40,000,000.00	-	-	0.0%	40,000,000.00
022200100100 - Ministry of Trade, Commerce, Markets &Wealth Cre	National Council on Cooperatives Society	3,000,000.00	3,000,000.00	2,028,600.00	2,028,600.00	67.6%	971,400.00
022200100100 - Ministry of Trade, Commerce, Markets &Wealth Cre	Procurement of 40nos Staff Tables and Chairs	10,000,000.00	10,000,000.00	-	-	0.0%	10,000,000.00
022200100100 - Ministry of Trade, Commerce, Markets &Wealth Cre	Development of Cooperative Data Analysis System	10,000,000.00	10,000,000.00	-	-	0.0%	10,000,000.00
022200100100 - Ministry of Trade, Commerce, Markets &Wealth Cre	Development of permanent Trade fair site at enugwu-Agidi	20,000,000.00	20,000,000.00	-	-	0.0%	20,000,000.00
022200100100 - Ministry of Trade, Commerce, Markets &Wealth Cre	Trade Mission for Local Goods Development	50,000,000.00	50,000,000.00	-	-	0.0%	50,000,000.00
022200100100 - Ministry of Trade, Commerce, Markets &Wealth Cre	Production of State E-commerce Policy Documents	50,000,000.00	50,000,000.00	-	-	0.0%	50,000,000.00
022200100100 - Ministry of Trade, Commerce, Markets &Wealth Cre	Ministry's Project Implementation and Monitoring Activities (PRS)	5,000,000.00	5,000,000.00	-	-	0.0%	5,000,000.00
022200100100 - Ministry of Trade, Commerce, Markets &Wealth Cre	Communication Visibility for ministry's Activities	3,000,000.00	3,000,000.00	-	-	0.0%	3,000,000.00
022200100200 - Anambra State Industrail DevelopmentAgency	Construction of Ogbaru Oil and Free Export Zone Project	40,000,000.00	40,000,000.00	-	-	0.0%	40,000,000.00
022200100200 - Anambra State Industrail DevelopmentAgency	Revitalization of Industries(Technical and Mgt Office)	10,000,000.00	10,000,000.00	-	-	0.0%	10,000,000.00
022200100200 - Anambra State Industrail DevelopmentAgency	State Council on Industries	3,000,000.00	3,000,000.00	-	-	0.0%	3,000,000.00
022200100200 - Anambra State Industrail DevelopmentAgency	Development of Anambra State Dry Port Project (Ihiala Area)	10,000,000.00	10,000,000.00	-	-	0.0%	10,000,000.00
022200100200 - Anambra State Industrail DevelopmentAgency	Monitoring and Evaluation of Projects and Programmes	10,000,000.00	10,000,000.00	-	-	0.0%	10,000,000.00
022200100200 - Anambra State Industrail DevelopmentAgency	Development of NEEF Fertilizer Factory Amawbia	10,000,000.00	10,000,000.00	-	-	0.0%	10,000,000.00

ANAMBRA STATE GOVERNMENT, NIGERIA

022200100200 - Anambra State Industrail DevelopmentAgency	Capacity Building Program for Trade, Commerce and Industry	23,000,000.00	23,000,000.00	-	-	0.0%	23,000,000.00
022200100200 - Anambra State Industrail DevelopmentAgency	Anambra State Industrial EXPO/Exhibition	100,000,000.00	100,000,000.00	-	-	0.0%	100,000,000.00
022200100200 - Anambra State Industrail DevelopmentAgency	Development of Industrial Website	5,000,000.00	5,000,000.00	-	-	0.0%	5,000,000.00
022900100100 - Ministry of Transport	Capacity Building Program for the Ministry of Transport	40,000,000.00	40,000,000.00	-	2,060,000.00	5.2%	37,940,000.00
022900100100 - Ministry of Transport	Ministry's Project Implementation and Monitoring Activities (PRS)	2,000,000.00	2,000,000.00	-	-	0.0%	2,000,000.00
022900100100 - Ministry of Transport	Material and Equipments for traffic Light, monitoring Traffic and Road Dec	200,000,000.00	200,000,000.00	-	-	0.0%	200,000,000.00
022900100100 - Ministry of Transport	Development of Intra and intercity transport system	2,500,000,000.00	2,500,000,000.00	-	325,000,000.00	13.0%	2,175,000,000.00
022900100100 - Ministry of Transport	Procurement of Vehicle inspection ground/provision of testing ground	100,000,000.00	100,000,000.00	-	-	0.0%	100,000,000.00
022900100100 - Ministry of Transport	Provision of Road Traffic Signs	150,000,000.00	150,000,000.00	18,276,475.71	18,276,475.71	12.2%	131,723,524.29
022900100100 - Ministry of Transport	Purchase of 6nos Operational towing Van	150,000,000.00	150,000,000.00	-	-	0.0%	150,000,000.00
022900100100 - Ministry of Transport	Purchase of 56 nos of 6kg Fire Extinguisher	7,800,000.00	7,800,000.00	-	-	0.0%	7,800,000.00
022900100100 - Ministry of Transport	Purchase of 7nos laptop, 5 nos desktop computer and Accessories	7,350,000.00	7,350,000.00	-	-	0.0%	7,350,000.00
022900100100 - Ministry of Transport	Purchase of Office furniture	6,640,000.00	6,640,000.00	-	-	0.0%	6,640,000.00
022900100100 - Ministry of Transport	Development of Railway Project	200,000,000.00	200,000,000.00	-	-	0.0%	200,000,000.00
022900100100 - Ministry of Transport	Purchase of 20 No. Buses for Mass Transit	1,500,000,000.00	1,500,000,000.00	-	-	0.0%	1,500,000,000.00
022900100100 - Ministry of Transport	Design, Development and Hosting of Interactive Website Including Intern	15,000,000.00	15,000,000.00	-	-	0.0%	15,000,000.00
022900100100 - Ministry of Transport	Airport Management Project	500,000,000.00	500,000,000.00	286,020,099.60	433,540,638.10	86.7%	66,459,361.90
022905500100 - Anambra State Transport ManangementAgency - A	Installation of Bust Stop Signs, Bus Stop Terminals and Road Markings	96,000,000.00	96,000,000.00	2,756,250.00	73,967,250.00	77.0%	22,032,750.00
022905500100 - Anambra State Transport ManangementAgency - A	Purchase of Office Furniture	15,000,000.00	15,000,000.00	-	-	0.0%	15,000,000.00
022905500100 - Anambra State Transport ManangementAgency - A	Capacity Building Program for Anambra State Traffic Management Agency	25,000,000.00	25,000,000.00	-	-	0.0%	25,000,000.00
022905500100 - Anambra State Transport ManangementAgency - A	Purchase of Special Traffic Material Equipment	50,000,000.00	50,000,000.00	46,698,000.00	46,698,000.00	93.4%	3,302,000.00
022905500100 - Anambra State Transport ManangementAgency - A	Seasonal Special Duty Operations	25,000,000.00	25,000,000.00	25,000,000.00	25,000,000.00	100.0%	-
023200100100 - Ministry of Petroleum and Mineral Resources	Operationalisation of Anambra Petroleum and Energy Resources	250,000,000.00	250,000,000.00	22,000,000.00	77,531,000.00	31.0%	172,469,000.00
023200100100 - Ministry of Petroleum and Mineral Resources	Peer review meetings/consultations to MDAs across the country for Resea	5,000,000.00	5,000,000.00	-	-	0.0%	5,000,000.00
023200100100 - Ministry of Petroleum and Mineral Resources	Development of Exploration & Exploitation of Solid Minerals in Ogbaru	135,620,000.00	135,620,000.00	22,856,138.00	23,926,138.00	17.6%	111,693,862.00
023200100100 - Ministry of Petroleum and Mineral Resources	Hydro-Meteorological Services	170,000,000.00	170,000,000.00	-	-	0.0%	170,000,000.00
023200100100 - Ministry of Petroleum and Mineral Resources	Project Implementation and Monitoring Activities (PRS)	2,000,000.00	2,000,000.00	-	-	0.0%	2,000,000.00
023200100100 - Ministry of Petroleum and Mineral Resources	Purchase of Office Furniture and Equipment	30,258,000.00	30,258,000.00	-	-	0.0%	30,258,000.00
023200100100 - Ministry of Petroleum and Mineral Resources	Rehabilitation/Refurbishment of Motor Vehicle	25,000,000.00	25,000,000.00	-	-	0.0%	25,000,000.00
023200100100 - Ministry of Petroleum and Mineral Resources	Capacity Building, Workshops/Seminars/Conferences	26,600,000.00	26,600,000.00	-	-	0.0%	26,600,000.00
023200100100 - Ministry of Petroleum and Mineral Resources	National Council meetings/conferences	10,000,000.00	10,000,000.00	-	-	0.0%	10,000,000.00
023400100100 - Ministry of Works	Project Implementation Monitoring	15,000,000.00	15,000,000.00	-	-	0.0%	15,000,000.00
023400100100 - Ministry of Works	Procurement of New Admin.Office Furniture & Fittings/equipment	20,000,000.00	20,000,000.00	-	-	0.0%	20,000,000.00
023400100100 - Ministry of Works	Purchase and Installation of 150Nr Solar Panel and Instruments in Ministry	50,000,000.00	50,000,000.00	-	-	0.0%	50,000,000.00
023400100100 - Ministry of Works	Community Visibility for Road Projects	200,000,000.00	200,000,000.00	100,000,007.00	100,000,007.00	50.0%	99,999,993.00
023400100100 - Ministry of Works	Purchase of Earth Moving Equipment: Bulldozers, Grader 12g one number	300,000,000.00	300,000,000.00	-	-	0.0%	300,000,000.00
023400100100 - Ministry of Works	Consultancy Services on Road Projects Designs	1,000,000,000.00	1,000,000,000.00	-	479,536,141.84	48.0%	520,463,858.16
023400100100 - Ministry of Works	Chinua Achebe International Airport Project/Airport Project	2,000,000,000.00	2,000,000,000.00	974,129,118.66	1,114,901,174.66	55.7%	885,098,825.34
023400100100 - Ministry of Works	Completion of ongoing and new road projects	141,000,000,000.00	141,000,000,000.00	70,741,676,396.40	138,175,786,937.06	98.0%	2,824,213,062.94
023400100100 - Ministry of Works	Council For the Regulation of Engineers(COREN), National Council on Wor	20,000,000.00	20,000,000.00	-	-	0.0%	20,000,000.00
023400100100 - Ministry of Works	Site Design and Preparation for Industrial Cities, EPZ etc	10,000,000,000.00	5,000,000,000.00	-	-	0.0%	5,000,000,000.00
023400100100 - Ministry of Works	Urban Regeneration ( Iconic Design, Road Mapping etc)	2,500,000,000.00	2,500,000,000.00	384,080,989.00	412,580,989.00	16.5%	2,087,419,011.00
023400100100 - Ministry of Works	New Cities Development (Awka and Onitsha)	10,000,000,000.00	10,000,000,000.00	3,840,519,375.79	3,840,519,375.79	38.4%	6,159,480,624.21
023400100100 - Ministry of Works	Development of a 4 star hotel Awka	20,000,000,000.00	17,000,000,000.00	350,000,000.00	690,000,000.00	4.1%	16,310,000,000.00
023400100100 - Ministry of Works	Development of Solution Innovation District	2,000,000,000.00	2,000,000,000.00	555,906,285.00	1,990,316,009.00	99.5%	9,683,991.00
023405400100 - Anambra State Road Maintenance Agency	Road Repairs - Anambra North	500,000,000.00	500,000,000.00	378,465,119.00	392,662,619.00	78.5%	107,337,381.00
023405400100 - Anambra State Road Maintenance Agency	Road Repairs - Anambra Central	500,000,000.00	500,000,000.00	102,651,500.00	442,299,400.00	88.5%	57,700,600.00
023405400100 - Anambra State Road Maintenance Agency	Road Repairs - Anambra South	500,000,000.00	500,000,000.00	264,150,000.00	291,390,000.00	58.3%	208,610,000.00
023405400100 - Anambra State Road Maintenance Agency	Equipment Repairs, Maintenance and servicing	90,000,000.00	90,000,000.00	-	-	0.0%	90,000,000.00
023405400100 - Anambra State Road Maintenance Agency	Capacity Building for ARMA Staff, COREN, SOFRWARES	6,000,000.00	6,000,000.00	-	-	0.0%	6,000,000.00



ANAMBRA STATE GOVERNMENT, NIGERIA

023405400100 - Anambra State Road Maintenance Agency	Procurement of Office Furniture	6,000,000.00	6,000,000.00	-	-	0.0%	6,000,000.00
023405400100 - Anambra State Road Maintenance Agency	Project Implementation and Monitoring Activities (PRS)	4,200,000.00	4,200,000.00	-	-	0.0%	4,200,000.00
023600100100 - Ministry of Culture, Entertainment & Tourism	Planning Research and Statistics Activities	6,000,000.00	6,000,000.00	-	-	0.0%	6,000,000.00
023600100100 - Ministry of Culture, Entertainment & Tourism	Outfits for State Cultural Shows	20,000,000.00	20,000,000.00	-	-	0.0%	20,000,000.00
023600100100 - Ministry of Culture, Entertainment & Tourism	Anambra State Museum at Igbo- Ukwu, Nimo, Nri, Enugwu-Ukwu	220,000,000.00	220,000,000.00	59,793,813.69	117,932,549.66	53.6%	102,067,450.34
023600100100 - Ministry of Culture, Entertainment & Tourism	Construction/Provision of Recreational Facilities at Ogbunike Cave&Owere	60,000,000.00	60,000,000.00	-	-	0.0%	60,000,000.00
023600100100 - Ministry of Culture, Entertainment & Tourism	Promotion and Preservation of Arts, Igbo Language&Culture	69,996,000.00	69,996,000.00	-	-	0.0%	69,996,000.00
023600100100 - Ministry of Culture, Entertainment & Tourism	Developmentof Tourism sites	80,000,000.00	80,000,000.00	35,000,000.00	35,000,000.00	43.8%	45,000,000.00
023600100100 - Ministry of Culture, Entertainment & Tourism	Preparation/Production of Anambra Diaspora Engagement Policy Document	30,000,000.00	30,000,000.00	-	-	0.0%	30,000,000.00
023600100100 - Ministry of Culture, Entertainment & Tourism	Annual Christmas Carnival	120,000,000.00	120,000,000.00	-	-	0.0%	120,000,000.00
023600100100 - Ministry of Culture, Entertainment & Tourism	Annual Children Cultural Carnival	6,000,000.00	6,000,000.00	-	-	0.0%	6,000,000.00
023600100100 - Ministry of Culture, Entertainment & Tourism	Creation of Anambra State Hospitality Industry&Others	33,000,000.00	33,000,000.00	-	-	0.0%	33,000,000.00
023600100100 - Ministry of Culture, Entertainment & Tourism	Capacity Building Program for the Ministry of Culture and Tourism	6,000,000.00	6,000,000.00	-	-	0.0%	6,000,000.00
023600100100 - Ministry of Culture, Entertainment & Tourism	Communication Visibility activities	10,000,000.00	10,000,000.00	-	-	0.0%	10,000,000.00
023600100100 - Ministry of Culture, Entertainment & Tourism	Develop Agulu-lake into major leisure/entertainment centre across the sta	9,780,000,000.00	9,780,000,000.00	2,565,875,053.92	4,607,779,938.32	47.1%	5,172,220,061.68
023600100100 - Ministry of Culture, Entertainment & Tourism	Talent Hunt - Highlife music, music festivals, standup comedy, old school	100,000,000.00	100,000,000.00	-	-	0.0%	100,000,000.00
023800100100 - Ministry of Budget & Economic Planning	Programme/Project Formulation, Studies, Policy, and Application	100,000,000.00	100,000,000.00	1,950,000.00	27,552,622.00	27.6%	72,447,378.00
023800100100 - Ministry of Budget & Economic Planning	State Planning Library and Resource Centre	3,000,000.00	3,000,000.00	-	-	0.0%	3,000,000.00
023800100100 - Ministry of Budget & Economic Planning	Public Procurement management, and Monitoring and Evaluation, and	5,000,000.00	5,000,000.00	-	-	0.0%	5,000,000.00
023800100100 - Ministry of Budget & Economic Planning	Plan Development, SPRM, including PFM Reform Activities	10,000,000.00	10,000,000.00	-	-	0.0%	10,000,000.00
023800100100 - Ministry of Budget & Economic Planning	State Programme on Food and Nutrition	20,000,000.00	20,000,000.00	-	-	0.0%	20,000,000.00
023800100100 - Ministry of Budget & Economic Planning	Collaboration with Relevant Agencies & Coordination of Donor	50,000,000.00	50,000,000.00	-	5,718,700.00	11.4%	44,281,300.00
023800100100 - Ministry of Budget & Economic Planning	Preparation, Publication and Dissemination of Annual Budget	20,000,000.00	20,000,000.00	17,128,500.00	17,359,500.00	86.8%	2,641,000.00
023800100100 - Ministry of Budget & Economic Planning	Computerization/Standardization of Annual Budgets/Accounts	50,000,000.00	50,000,000.00	-	10,000.00	0.0%	49,990,000.00
023800100100 - Ministry of Budget & Economic Planning	Procurement of Computers for Planning Management Information System	30,000,000.00	30,000,000.00	-	-	0.0%	30,000,000.00
023800100100 - Ministry of Budget & Economic Planning	State wide Monitoring & Evaluation Activities	40,000,000.00	40,000,000.00	-	-	0.0%	40,000,000.00
023800100100 - Ministry of Budget & Economic Planning	Capacity Building: Training and Workshops for Planning, Budget and other	50,000,000.00	50,000,000.00	-	29,460,000.00	58.9%	20,540,000.00
023800100100 - Ministry of Budget & Economic Planning	State Wide Social Investment Programs	50,000,000.00	50,000,000.00	50,000,000.00	50,000,000.00	100.0%	-
023800100100 - Ministry of Budget & Economic Planning	Supprtt to Civil Society Organization awareness and monitoring Activities	10,000,000.00	10,000,000.00	-	-	0.0%	10,000,000.00
023800100100 - Ministry of Budget & Economic Planning	Communication Visibility for all Development Partnership Projects	10,000,000.00	10,000,000.00	-	-	0.0%	10,000,000.00
023800100100 - Ministry of Budget & Economic Planning	Annual Anambra Development Partnership Summit/Annual Partnership Ro	50,000,000.00	50,000,000.00	-	-	0.0%	50,000,000.00
023800100100 - Ministry of Budget & Economic Planning	Open Government Partnership (OGP) Activities	20,000,000.00	20,000,000.00	-	-	0.0%	20,000,000.00
023800100100 - Ministry of Budget & Economic Planning	Covid 19 Action Recovery and Economic Stimulus (CARES) Program for Re	100,000,000.00	100,000,000.00	2,701,654.00	2,701,654.00	2.7%	97,298,346.00
023800100100 - Ministry of Budget & Economic Planning	State Counterpart Funds for All Partnership Programmes Across the State	2,000,000,000.00	2,000,000,000.00	200,000.00	415,200,000.00	20.8%	1,584,800,000.00
023800100100 - Ministry of Budget & Economic Planning	Conduct of Community needs assessment	70,000,000.00	70,000,000.00	-	-	0.0%	70,000,000.00
023800100100 - Ministry of Budget & Economic Planning	Development of framework and Implementation of Ease of doing business	100,000,000.00	100,000,000.00	15,400,000.00	43,400,000.00	43.4%	56,600,000.00
023800100100 - Ministry of Budget & Economic Planning	Human Capital Development Intervention Activities	100,000,000.00	100,000,000.00	-	-	0.0%	100,000,000.00
023800100100 - Ministry of Budget & Economic Planning	Rehabilitation/Refurbishment of Motor Vehicle	20,000,000.00	20,000,000.00	-	2,863,400.00	14.3%	17,136,600.00
023800400100 - State Bureau of Statistics	Installation of solar Power	10,000,000.00	10,000,000.00	9,264,600.00	9,264,600.00	92.6%	735,400.00
023800400100 - State Bureau of Statistics	General Statistics Studies/ State Statistics Data bank & computerization of	50,000,000.00	50,000,000.00	-	-	0.0%	50,000,000.00
023800400100 - State Bureau of Statistics	Statistical Publications	30,000,000.00	30,000,000.00	-	-	0.0%	30,000,000.00
023800400100 - State Bureau of Statistics	Analysis and dissemination of State data	5,000,000.00	5,000,000.00	-	-	0.0%	5,000,000.00
023800400100 - State Bureau of Statistics	Equipment of the State Bureau of Statistics(110 No. Laptops (ELITEBOOK C	50,000,000.00	50,000,000.00	-	-	0.0%	50,000,000.00
023800400100 - State Bureau of Statistics	Capacity Building Program for State Bureau of Statistics	30,000,000.00	30,000,000.00	3,500,000.00	3,500,000.00	11.7%	26,500,000.00
023800400100 - State Bureau of Statistics	Rehabilitation of Bureau of Statistics Building	20,000,000.00	20,000,000.00	-	-	0.0%	20,000,000.00
023800400100 - State Bureau of Statistics	State wide Data Collection and Monitoring Activities	2,000,000.00	2,000,000.00	-	-	0.0%	2,000,000.00
023800400100 - State Bureau of Statistics	National Council on Statistics meetings/conferences	10,000,000.00	10,000,000.00	-	-	0.0%	10,000,000.00
023800400100 - State Bureau of Statistics	Anambra State Bureau of Statistics Information System	25,000,000.00	25,000,000.00	-	-	0.0%	25,000,000.00
023800400100 - State Bureau of Statistics	Refurbishment and rebranding of the Bureau of Statistics operations	20,000,000.00	20,000,000.00	-	-	0.0%	20,000,000.00
023800400100 - State Bureau of Statistics	State Statistical System	20,000,000.00	20,000,000.00	-	-	0.0%	20,000,000.00

ANAMBRA STATE GOVERNMENT, NIGERIA

025200100100 - Ministry of Power & Water Resources	Extension of Electricity to various Towns and Communities	500,000,000.00	520,000,000.00	76,302,628.22	516,293,227.33	99.3%	3,706,772.67
025200100100 - Ministry of Power & Water Resources	Installation of solar mini-grid power systems at Hospitals/health centres,	300,000,000.00	300,000,000.00	60,342,293.88	299,792,606.11	99.9%	207,393.89
025200100100 - Ministry of Power & Water Resources	Project Monitoring and Evaluation Activities	5,000,000.00	5,000,000.00	-	-	0.0%	5,000,000.00
025200100100 - Ministry of Power & Water Resources	Pre-feasibility studies for power projects	50,000,000.00	50,000,000.00	-	-	0.0%	50,000,000.00
025200100100 - Ministry of Power & Water Resources	Establishment of Power Sector Governance, Agencies and Institutional Fram	30,000,000.00	30,000,000.00	-	-	0.0%	30,000,000.00
025200100100 - Ministry of Power & Water Resources	Project Supervision for the ministry	20,000,000.00	-	-	-	-	-
025200100100 - Ministry of Power & Water Resources	Fire Service Supplies	100,000,000.00	100,000,000.00	13,668,000.00	20,886,500.00	20.9%	79,113,500.00
025200100100 - Ministry of Power & Water Resources	Refurbishing of 14 no Fire Fighting Trucks//Routine Maintenance Of Fire T	15,000,000.00	15,000,000.00	-	-	0.0%	15,000,000.00
025200100100 - Ministry of Power & Water Resources	Monitoring of Ministry's Project Implementation (PRS)	5,000,000.00	5,000,000.00	-	-	0.0%	5,000,000.00
025200100100 - Ministry of Power & Water Resources	Repair of Machinery and Equipment	5,000,000.00	5,000,000.00	-	-	0.0%	5,000,000.00
025200100100 - Ministry of Power & Water Resources	Reconstruction of Water Corporation Into The New Urban Asset Holding	30,000,000.00	30,000,000.00	-	-	0.0%	30,000,000.00
025200100100 - Ministry of Power & Water Resources	Mapping of Surface and Underground/Sub- surface Water Potentials	100,000,000.00	100,000,000.00	-	-	0.0%	100,000,000.00
025200100100 - Ministry of Power & Water Resources	Replication of Hybrid Water Generation System Otuocha, Ihiala	100,000,000.00	100,000,000.00	-	-	0.0%	100,000,000.00
025200100100 - Ministry of Power & Water Resources	Geophysics Instigation Equipment Terrameter 2000,Software	15,000,000.00	15,000,000.00	-	-	0.0%	15,000,000.00
025200100100 - Ministry of Power & Water Resources	Capacity Development: Training, Seminar and Workshop	20,000,000.00	20,000,000.00	390,000.00	390,000.00	2.0%	19,610,000.00
025200100100 - Ministry of Power & Water Resources	Establishment of Water Sector Government and Institutional Framework	20,000,000.00	20,000,000.00	-	-	0.0%	20,000,000.00
025200100100 - Ministry of Power & Water Resources	Provision of Water Sanitation and Hygiene (WASH) Facilities in Major Mar	100,000,000.00	100,000,000.00	-	-	0.0%	100,000,000.00
025200100100 - Ministry of Power & Water Resources	Capacity Building for Firefighters (Regular Training)	10,000,000.00	10,000,000.00	-	-	0.0%	10,000,000.00
025200100100 - Ministry of Power & Water Resources	Installation Of Basic Fire Equipment in Govt offices	20,000,000.00	20,000,000.00	-	-	0.0%	20,000,000.00
025200100100 - Ministry of Power & Water Resources	Provision/Restoration of Safe Water Supply across the State	7,000,000,000.00	7,000,000,000.00	3,287,998,262.48	6,533,915,277.42	93.3%	466,084,722.58
025200100100 - Ministry of Power & Water Resources	Repair of equipment /Procurement of Drilling Machines and Air Compress	200,000,000.00	200,000,000.00	-	-	0.0%	200,000,000.00
025200100100 - Ministry of Power & Water Resources	Rural water supply and sanitation (RUWASSA)/Implementation of Water S	100,000,000.00	100,000,000.00	58,392,832.50	58,392,832.50	58.4%	41,607,167.50
025200100100 - Ministry of Power & Water Resources	Development of water supply/Resources Master Plan for the state	200,000,000.00	200,000,000.00	58,392,832.50	-	0.0%	200,000,000.00
025200100100 - Ministry of Power & Water Resources	Provision of Water Sanitation and Hygiene (WASH) Facilities in Public Inst	100,000,000.00	100,000,000.00	6,189,845.12	36,609,803.90	36.6%	63,390,196.10
025200100100 - Ministry of Power & Water Resources	Provision of Standard Utility Laboratory and Mini Mobile Lab Units	100,000,000.00	100,000,000.00	-	-	0.0%	100,000,000.00
025210400100 - Anambra State Urban Water Assets Holdings Corpo	Establish Production, Operation, and Management of the Urban Water sch	500,000,000.00	500,000,000.00	-	-	0.0%	500,000,000.00
025210400100 - Anambra State Urban Water Assets Holdings Corpo	Settlement of the Dispute between Anambra State Government and Staff	500,000,000.00	500,000,000.00	-	-	0.0%	500,000,000.00
025210400100 - Anambra State Urban Water Assets Holdings Corpo	ASUWAHC Implementation and Monitoring and Evaluation Activities	5,000,000.00	5,000,000.00	-	-	0.0%	5,000,000.00
025210400100 - Anambra State Urban Water Assets Holdings Corpo	Capacity Building Program for ASUWAHC	25,000,000.00	25,000,000.00	-	-	0.0%	25,000,000.00
025210400100 - Anambra State Urban Water Assets Holdings Corpo	Procurement of Office Equipment	20,000,000.00	20,000,000.00	-	-	0.0%	20,000,000.00
025210400100 - Anambra State Urban Water Assets Holdings Corpo	Strengthening of ASUWAHC Operational Management and Board Structure	15,000,000.00	15,000,000.00	-	-	0.0%	15,000,000.00
025300100100 - Ministry of Housing	Completing Govt House and Government Lodge Project Awka	6,000,000,000.00	14,000,000,000.00	1,344,878,485.91	5,339,078,525.61	38.1%	8,660,921,474.39
025300100100 - Ministry of Housing	Constr/Rehab. of public buildings across the state (Govt guest house, mini	270,000,000.00	270,000,000.00	38,854,840.29	251,396,854.36	93.1%	18,603,145.64
025300100100 - Ministry of Housing	Monitoring & Evaluation (M&E) of projects supervised by the Ministry	10,000,000.00	10,000,000.00	-	-	0.0%	10,000,000.00
025300100100 - Ministry of Housing	Construction of Residential Quarters for political appointees	650,000,000.00	650,000,000.00	394,721,275.86	475,819,416.53	73.2%	174,180,583.47
025300100100 - Ministry of Housing	Capacity Building Program for the Ministry of Housing	15,000,000.00	15,000,000.00	-	-	0.0%	15,000,000.00
025300100100 - Ministry of Housing	Construction/completion of International conference Centre Awka	200,000,000.00	200,000,000.00	-	-	0.0%	200,000,000.00
025300100100 - Ministry of Housing	Construction Of Deputy Governors Quarter Awka	580,000,000.00	580,000,000.00	94,961,212.89	94,961,212.89	16.4%	485,038,787.11
025300100100 - Ministry of Housing	Construction of New Secretariat for MDAs Awka	900,000,000.00	900,000,000.00	-	-	0.0%	900,000,000.00
025300100100 - Ministry of Housing	Upgrading of Ekwueme Square Awka	500,000,000.00	500,000,000.00	286,422,821.02	498,803,959.58	99.8%	1,196,040.42
025300100100 - Ministry of Housing	Construction of Old People's Home Awka	900,000,000.00	900,000,000.00	-	-	0.0%	900,000,000.00
025300100100 - Ministry of Housing	Construction/Rehabilitation of Public Building across the State	500,000,000.00	500,000,000.00	264,976,822.95	354,976,822.95	71.0%	145,023,177.05
026000100100 - Ministry of Lands	Launch Land Transparency Initiative	20,000,000.00	20,000,000.00	-	-	0.0%	20,000,000.00
026000100100 - Ministry of Lands	Updating and Implementation of State Aerial Photography Imagery Acquis	4,000,000.00	4,000,000.00	-	-	0.0%	4,000,000.00
026000100100 - Ministry of Lands	Project Implementation and Monitoring Activities (PRS)	5,000,000.00	5,000,000.00	-	-	0.0%	5,000,000.00
026000100100 - Ministry of Lands	Establishment of Drafting Studio for Town Planning Department.	8,172,000.00	8,172,000.00	-	-	0.0%	8,172,000.00
026000100100 - Ministry of Lands	Lands acquisition/ compensation for Govt Project	1,000,000,000.00	1,000,000,000.00	22,000,000.00	356,782,125.00	35.7%	643,217,875.00
026000100100 - Ministry of Lands	Anambra State Land Information Management System (ALIMS) 2nd Phase	6,500,000.00	6,500,000.00	-	-	0.0%	6,500,000.00
026000100100 - Ministry of Lands	Land Survey and Consultancy(proc of concrete beacons for topography, b	10,000,000.00	10,000,000.00	-	-	0.0%	10,000,000.00
026000100100 - Ministry of Lands	Provision of survey control framework	10,000,000.00	10,000,000.00	-	-	0.0%	10,000,000.00

ANAMBRA STATE GOVERNMENT, NIGERIA

026000100100 - Ministry of Lands	Procurement of Equipment and Furniture	14,192,000.00	14,192,000.00	-	-	0.0%	14,192,000.00
026000100100 - Ministry of Lands	Procurement of GIS Laboratory equipment for survey	300,000,000.00	300,000,000.00	-	-	0.0%	300,000,000.00
026000100100 - Ministry of Lands	Lands Legal Unit Activity	5,000,000.00	5,000,000.00	-	-	0.0%	5,000,000.00
026000100100 - Ministry of Lands	Production of utility maps from base map	5,000,000.00	5,000,000.00	-	-	0.0%	5,000,000.00
026000100100 - Ministry of Lands	Monitoring and Evaluation of the Ministry's activities	10,000,000.00	10,000,000.00	-	-	0.0%	10,000,000.00
026000100100 - Ministry of Lands	Purchase of survey Equipment(modern survey equipment to meet up with	105,450,000.00	105,450,000.00	-	-	0.0%	105,450,000.00
026000100100 - Ministry of Lands	Capacity Building Program for the Ministry of Land	25,000,000.00	25,000,000.00	-	-	0.0%	25,000,000.00
026005500100 - Anambra State Physical Planning Board	Construction of Local Physical Planning Authority Offices	72,057,500.00	72,057,500.00	-	-	0.0%	72,057,500.00
026005500100 - Anambra State Physical Planning Board	Rehabilitation of Anambra State Physical Planning Board Building	29,795,963.00	29,795,963.00	-	-	0.0%	29,795,963.00
026005500100 - Anambra State Physical Planning Board	Purchase of 10nos Laptop, 5nos Desktop Computers & Accessories/ICT ec	5,654,500.00	5,654,500.00	-	-	0.0%	5,654,500.00
026005500100 - Anambra State Physical Planning Board	Purchase of 1 no Generator Set	3,982,875.00	3,982,875.00	-	-	0.0%	3,982,875.00
026005500100 - Anambra State Physical Planning Board	Purchase of office furniture/fittings 2 No Executive Chair and tables	1,319,563.00	1,319,563.00	-	-	0.0%	1,319,563.00
026005500100 - Anambra State Physical Planning Board	Purchase of Equipment (backhoe tractors) for demolition purposes.	102,125,000.00	102,125,000.00	-	-	0.0%	102,125,000.00
026005500100 - Anambra State Physical Planning Board	Capacity Building Program for the Physical Planning Board	28,000,000.00	28,000,000.00	-	-	0.0%	28,000,000.00
026005500100 - Anambra State Physical Planning Board	Project Implementation and Monitoring Activities (PRS)	2,000,000.00	2,000,000.00	-	-	0.0%	2,000,000.00
026005500100 - Anambra State Physical Planning Board	Establishment of Mgt Inf.System/Data Base	5,000,000.00	5,000,000.00	-	-	0.0%	5,000,000.00
026005500100 - Anambra State Physical Planning Board	Construction of Drainage on the Plannedlayouts	53,750,000.00	53,750,000.00	-	-	0.0%	53,750,000.00
026005500100 - Anambra State Physical Planning Board	Opening of Layouts	70,800,000.00	70,800,000.00	-	-	0.0%	70,800,000.00
026005500100 - Anambra State Physical Planning Board	Demarcation and maintainance of open space	45,900,000.00	45,900,000.00	-	-	0.0%	45,900,000.00
026005500100 - Anambra State Physical Planning Board	Identification and demolition of Severely and dangerously delapidated unifr	100,000,000.00	100,000,000.00	-	-	0.0%	100,000,000.00
031801100100 - Judicial Service Commission	Capacity Building Program for Judiciary Service Commission	9,000,000.00	9,000,000.00	9,000,000.00	9,000,000.00	100.0%	-
031801100100 - Judicial Service Commission	Renovation/ maintenance of Administrative Building of Judicial Service Cor	20,300,000.00	20,300,000.00	53,000.00	53,000.00	0.3%	20,247,000.00
031801100100 - Judicial Service Commission	Purchase of Official Vehicles (1 No 4x4 vehicle, 2 No Saloon car and 1 No	82,000,000.00	82,000,000.00	32,000,000.00	32,000,000.00	39.0%	50,000,000.00
031801100100 - Judicial Service Commission	Purchase of 25KVA Generator set	23,000,000.00	23,000,000.00	-	-	0.0%	23,000,000.00
031801100100 - Judicial Service Commission	Construction of Water Borehole	4,000,000.00	4,000,000.00	4,000,000.00	4,000,000.00	100.0%	-
031801100100 - Judicial Service Commission	Purchase of Office furniture and Fittings	10,720,000.00	10,720,000.00	-	-	0.0%	10,720,000.00
031801100100 - Judicial Service Commission	Refurbishing and Repaires of Generating Plant	4,000,000.00	4,000,000.00	-	-	0.0%	4,000,000.00
031801100100 - Judicial Service Commission	Rehabilitation /Repaires JSC Building	9,000,000.00	9,000,000.00	8,910,800.00	8,910,800.00	99.0%	89,200.00
031801100100 - Judicial Service Commission	Landscaping,Erosion etc Within The Judicial Service Commission (JSC) Pr	8,000,000.00	8,000,000.00	3,000,000.00	3,000,000.00	37.5%	5,000,000.00
031801100100 - Judicial Service Commission	Project Implementation and Monitoring Activities (PRS)	3,000,000.00	3,000,000.00	2,947,000.00	3,000,000.00	100.0%	-
031805100100 - High Court of Justice	Purchase of Judiciary Libraries Books	200,000,000.00	200,000,000.00	5,856,500.00	14,972,050.00	7.5%	185,027,950.00
031805100100 - High Court of Justice	Modern Court Recording Equipment	63,000,000.00	63,000,000.00	1,241,800.00	2,821,800.00	4.5%	60,178,200.00
031805100100 - High Court of Justice	Refurbishing of old Generator Set and Purchase of New ones	98,500,000.00	98,500,000.00	3,300,500.00	7,681,716.00	7.8%	90,818,284.00
031805100100 - High Court of Justice	Procurement of Furniture & Equipment for Courts &Quarters	138,670,000.00	138,670,000.00	25,086,979.00	38,830,429.00	28.0%	99,839,571.00
031805100100 - High Court of Justice	Hon. Judge's Robe	16,800,000.00	16,800,000.00	-	-	0.0%	16,800,000.00
031805100100 - High Court of Justice	Capacity Building and Allied Matters for Judges	590,000,000.00	590,000,000.00	66,566,900.00	125,280,100.00	21.2%	464,719,900.00
031805100100 - High Court of Justice	Construction of High Courts and Magistrate Court Buildings	1,500,000,000.00	1,500,000,000.00	295,934,700.00	1,114,987,365.90	74.3%	385,012,634.10
031805100100 - High Court of Justice	Rehabilitation/Repairs of Judges Quarters	121,420,000.00	121,420,000.00	29,433,000.00	32,132,700.00	26.5%	89,287,300.00
031805100100 - High Court of Justice	Rehabilitaion/Repairs of Courts & offices	25,200,000.00	25,200,000.00	12,795,400.00	14,566,400.00	57.8%	10,633,600.00
031805100100 - High Court of Justice	Spotsr Competition:Annual Chief Justice of Nigeria Sports competition.	28,720,000.00	28,720,000.00	-	1,000,000.00	3.5%	27,720,000.00
031805100100 - High Court of Justice	Monitoring & Evaluation of Judiciary Activities	25,000,000.00	25,000,000.00	15,104,450.00	16,728,450.00	66.9%	8,271,550.00
031805100100 - High Court of Justice	Repairs of Judiciary Research Centres & computer Software Agency	19,150,000.00	19,150,000.00	4,990,500.00	6,619,000.00	34.6%	12,531,000.00
031805100100 - High Court of Justice	Purchase of Vehicles for 30 Hon. The Judges/60 Magistrates/20 Principal C	1,200,000,000.00	1,200,000,000.00	-	-	0.0%	1,200,000,000.00
031805100100 - High Court of Justice	Purchase of Health/Medical Equipment(for SickBay)	25,000,000.00	25,000,000.00	-	-	0.0%	25,000,000.00
031805100100 - High Court of Justice	Anniversaries/Celebration: Prison Visits, Legal Year Activities	100,000,000.00	100,000,000.00	21,210,900.00	58,840,600.00	58.8%	41,159,400.00
031805100100 - High Court of Justice	Purchase of Security Light and Wires	14,344,000.00	14,344,000.00	-	-	0.0%	14,344,000.00
031805100100 - High Court of Justice	Construction of Quarters for Hon. Judges, Magistrates and Others	600,000,000.00	600,000,000.00	129,542,107.43	202,542,107.43	33.8%	397,457,892.57
032600100100 - Ministry of Justice	Purchase of Law Books/Library infrastructure	20,000,000.00	20,000,000.00	-	-	0.0%	20,000,000.00
032600100100 - Ministry of Justice	Publication of Law Report of Anambra State	20,000,000.00	20,000,000.00	-	-	0.0%	20,000,000.00
032600100100 - Ministry of Justice	Publication and Printing of Revised Laws	20,000,000.00	20,000,000.00	-	4,250,000.00	21.3%	15,750,000.00

ANAMBRA STATE GOVERNMENT, NIGERIA

032600100100 - Ministry of Justice	Construction of Zonal Offices for Ministry of Justice	40,000,000.00	40,000,000.00	18,000,649.00	18,000,649.00	45.0%	21,999,351.00
032600100100 - Ministry of Justice	State Wide Legal Consultancy Services	700,000,000.00	1,700,000,000.00	49,422,500.00	698,180,510.00	41.1%	1,001,819,490.00
032600100100 - Ministry of Justice	Citizens' Rights Directorate/Office of the Public Defender	10,000,000.00	10,000,000.00	-	-	0.0%	10,000,000.00
032600100100 - Ministry of Justice	Procurement of Office Furniture for the Office of the Public Defender	10,000,000.00	10,000,000.00	-	-	0.0%	10,000,000.00
032600100100 - Ministry of Justice	Advisory Council on Prerogative of Mercy	5,000,000.00	5,000,000.00	500,000.00	500,000.00	10.0%	4,500,000.00
032600100100 - Ministry of Justice	Capacity Building and Allied Matters for Judges	100,000,000.00	100,000,000.00	21,705,000.00	32,121,808.00	32.1%	67,878,192.00
032600100100 - Ministry of Justice	Monitoring and Evaluation of Judicial Projects (PRS)	5,000,000.00	5,000,000.00	-	-	0.0%	5,000,000.00
032600100100 - Ministry of Justice	State Payment for Witnesses and Bailiffs Programme	30,000,000.00	30,000,000.00	560,000.00	13,670,000.00	45.6%	16,330,000.00
032600100100 - Ministry of Justice	Procurement of ICT/Office Furniture for Ministry of Justice	40,000,000.00	40,000,000.00	-	350,000.00	0.9%	39,650,000.00
032600100100 - Ministry of Justice	Digitization of Anambra State Justice delivery System (ASCMS) Infrastruct	700,000,000.00	700,000,000.00	152,268,529.20	373,277,199.70	53.3%	326,722,800.30
032600100100 - Ministry of Justice	Renovation of Anambra State 4 Correctional Centers & rehabilitation of in	100,000,000.00	100,000,000.00	-	-	0.0%	100,000,000.00
032600100100 - Ministry of Justice	Sexual Offences and Domestic Violence (SARCS)	20,000,000.00	20,000,000.00	720,000.00	720,000.00	3.6%	19,280,000.00
032600100100 - Ministry of Justice	National Agency for prohibition of trafficking in persons (NAPTIP)	5,000,000.00	5,000,000.00	-	2,280,000.00	45.6%	2,720,000.00
032600100100 - Ministry of Justice	Payment of Annual Practicing Fees for Law Officers	20,000,000.00	20,000,000.00	500,000.00	500,000.00	2.5%	19,500,000.00
032600100100 - Ministry of Justice	Bureau of Missing Persons	15,000,000.00	15,000,000.00	-	-	0.0%	15,000,000.00
032600100100 - Ministry of Justice	Body of Benchers	3,000,000.00	3,000,000.00	-	-	0.0%	3,000,000.00
032600100100 - Ministry of Justice	Jail Delivery	5,000,000.00	5,000,000.00	-	-	0.0%	5,000,000.00
032600100100 - Ministry of Justice	Law Reform Committee	5,000,000.00	5,000,000.00	-	-	0.0%	5,000,000.00
032600100100 - Ministry of Justice	Plea Bargaining	5,000,000.00	5,000,000.00	-	-	0.0%	5,000,000.00
032600100100 - Ministry of Justice	Appeals	45,000,000.00	45,000,000.00	-	-	0.0%	45,000,000.00
051300100100 - Ministry of Youths, Entrepreneurship & Sport Develo	Procurement of Anambra Digital TRIBE Gadgets/incentives	750,000,000.00	750,000,000.00	-	-	0.0%	750,000,000.00
051300100100 - Ministry of Youths, Entrepreneurship & Sport Develo	Business Ideas - hackathon programs, meetups, deal days , competitions,	200,000,000.00	200,000,000.00	-	-	0.0%	200,000,000.00
051300100100 - Ministry of Youths, Entrepreneurship & Sport Develo	SID Innovation Reasearch and Ecosystem Support	200,000,000.00	200,000,000.00	-	-	0.0%	200,000,000.00
051300100100 - Ministry of Youths, Entrepreneurship & Sport Develo	Sustainability of SID Operations	100,000,000.00	100,000,000.00	-	-	0.0%	100,000,000.00
051300100100 - Ministry of Youths, Entrepreneurship & Sport Develo	Repairs of Office equipment, logistics	6,000,000.00	6,000,000.00	-	-	0.0%	6,000,000.00
051300100100 - Ministry of Youths, Entrepreneurship & Sport Develo	Youth Development Centre/Youth Empowerment	2,500,000,000.00	2,500,000,000.00	18,990,000.00	477,189,000.00	19.1%	2,022,811,000.00
051300100100 - Ministry of Youths, Entrepreneurship & Sport Develo	Procurement of Office Furniture (10 No Executive chairs and table, 10 Nos	12,358,500.00	12,358,500.00	-	-	0.0%	12,358,500.00
051300100100 - Ministry of Youths, Entrepreneurship & Sport Develo	Anambra State Young Pioneers Club	18,000,000.00	18,000,000.00	15,000,000.00	15,000,000.00	83.3%	3,000,000.00
051300100100 - Ministry of Youths, Entrepreneurship & Sport Develo	National Youth Week Celebration	20,000,000.00	20,000,000.00	20,000,000.00	20,000,000.00	100.0%	-
051300100100 - Ministry of Youths, Entrepreneurship & Sport Develo	State Youth Council Programme/support	10,000,000.00	10,000,000.00	6,000,000.00	6,000,000.00	60.0%	4,000,000.00
051300100100 - Ministry of Youths, Entrepreneurship & Sport Develo	Registered Voluntary & Youth-based Organizations	20,000,000.00	20,000,000.00	17,000,000.00	17,000,000.00	85.0%	3,000,000.00
051300100100 - Ministry of Youths, Entrepreneurship & Sport Develo	Sensitization of Youths with HIV/AIDS on Sports Activities	10,000,000.00	10,000,000.00	-	-	0.0%	10,000,000.00
051300100100 - Ministry of Youths, Entrepreneurship & Sport Develo	Job creation Talent Discovery Projects	40,000,000.00	40,000,000.00	-	-	0.0%	40,000,000.00
051300100100 - Ministry of Youths, Entrepreneurship & Sport Develo	State Youth Summit Rally	5,000,000.00	5,000,000.00	-	-	0.0%	5,000,000.00
051300100100 - Ministry of Youths, Entrepreneurship & Sport Develo	construction of Office Block for Ministry of Youths and Sports	10,000,000.00	10,000,000.00	-	580,000.00	5.8%	9,420,000.00
051300100100 - Ministry of Youths, Entrepreneurship & Sport Develo	Construction of National Youth Service Corp (NYSC) Permanent Orientatio	100,000,000.00	100,000,000.00	-	10,000,000.00	10.0%	90,000,000.00
051300100100 - Ministry of Youths, Entrepreneurship & Sport Develo	Volunteer Service Agency (VSA)/Vocational Skills training	50,000,000.00	50,000,000.00	-	-	0.0%	50,000,000.00
051300100100 - Ministry of Youths, Entrepreneurship & Sport Develo	Staff development, training and trades	5,000,000.00	5,000,000.00	-	-	0.0%	5,000,000.00
051300100100 - Ministry of Youths, Entrepreneurship & Sport Develo	Project Implementation and Monitoring Activities of the ministry by PRS	8,000,000.00	8,000,000.00	-	-	0.0%	8,000,000.00
051300100100 - Ministry of Youths, Entrepreneurship & Sport Develo	National Youth Festival	10,000,000.00	10,000,000.00	-	-	0.0%	10,000,000.00
051300100100 - Ministry of Youths, Entrepreneurship & Sport Develo	Construction of Digital Hub Complex/ICT development	10,000,000.00	10,000,000.00	-	-	0.0%	10,000,000.00
051300100100 - Ministry of Youths, Entrepreneurship & Sport Develo	Annual Anambra State Work for Life	50,000,000.00	50,000,000.00	-	-	0.0%	50,000,000.00
051300100200 - Sport Development Commission	Project Implementation and Monitoring Activities (PRS)	2,000,000.00	2,000,000.00	-	-	0.0%	2,000,000.00
051300100200 - Sport Development Commission	Construction of Anambra State Sports Stadium, Awka	100,000,000.00	100,000,000.00	-	-	0.0%	100,000,000.00
051300100200 - Sport Development Commission	Construction of Zonal Sports Stadium - Otuocha, Nnewi, Idemmili	500,000,000.00	500,000,000.00	-	-	0.0%	500,000,000.00
051300100200 - Sport Development Commission	State Sports Development, in Schools , special sports bodies and organiza	26,250,000.00	26,250,000.00	21,093,000.00	21,093,000.00	80.4%	5,157,000.00
051300100200 - Sport Development Commission	Sports Competition - LGA, School, Town Union	44,100,000.00	44,100,000.00	-	-	0.0%	44,100,000.00
051300100200 - Sport Development Commission	Purchase of Office Furniture Executive Chairs and Table and office chairs	5,000,000.00	5,000,000.00	-	-	0.0%	5,000,000.00
051300100200 - Sport Development Commission	Development of Community Playground Across the State	90,000,000.00	90,000,000.00	24,400,000.00	24,400,000.00	27.1%	65,600,000.00
051300100200 - Sport Development Commission	Capacity Building for Sports Activities	22,050,000.00	22,050,000.00	-	-	0.0%	22,050,000.00

ANAMBRA STATE GOVERNMENT, NIGERIA

051300100200 - Sport Development Commission	State Football Club- a) Formation of Football Clubs b) Grant	165,375,000.00	165,375,000.00	75,650,000.00	162,848,000.00	98.5%	2,527,000.00
051300100200 - Sport Development Commission	School Sports Project	66,150,000.00	66,150,000.00	-	65,983,000.00	99.7%	167,000.00
051300100200 - Sport Development Commission	Procurement of Sports Equipments	33,075,000.00	33,075,000.00	-	7,770,000.00	23.5%	25,305,000.00
051300100200 - Sport Development Commission	National Sports Festival	78,750,000.00	78,750,000.00	-	56,436,200.00	71.7%	22,313,800.00
051300100200 - Sport Development Commission	Community Sports Festivals/support Across the State	16,537,500.00	16,537,500.00	-	-	0.0%	16,537,500.00
051300100200 - Sport Development Commission	Annual Anambra State Work for Life	45,000,000.00	45,000,000.00	4,000,000.00	4,000,000.00	8.9%	41,000,000.00
051300100200 - Sport Development Commission	International National OrganizedCompetition	35,000,000.00	35,000,000.00	-	500,000.00	1.4%	34,500,000.00
051300100200 - Sport Development Commission	Anambra State Annual Zonal Youth Games	45,000,000.00	45,000,000.00	-	2,822,000.00	6.3%	42,178,000.00
051300100200 - Sport Development Commission	National Para Games	35,000,000.00	35,000,000.00	-	-	0.0%	35,000,000.00
051400100100 - Ministry of Social Welfare, Children & Women Affairs	Anambra State Vocational Rehabilitation Centre Awka	30,000,000.00	30,000,000.00	-	-	0.0%	30,000,000.00
051400100100 - Ministry of Social Welfare, Children & Women Affairs	Rehabilitationof Anambra State Social Welfare Centre,Nteje	30,000,000.00	30,000,000.00	22,194,000.00	22,194,000.00	74.0%	7,806,000.00
051400100100 - Ministry of Social Welfare, Children & Women Affairs	International Women's Day	10,000,000.00	10,000,000.00	-	-	0.0%	10,000,000.00
051400100100 - Ministry of Social Welfare, Children & Women Affairs	International Day of the Family	4,000,000.00	4,000,000.00	-	-	0.0%	4,000,000.00
051400100100 - Ministry of Social Welfare, Children & Women Affairs	International Rural Women's Day Celebration	6,000,000.00	6,000,000.00	-	-	0.0%	6,000,000.00
051400100100 - Ministry of Social Welfare, Children & Women Affairs	Assistance to Women Cooperatives SocietyW. C. S/T.U women groups	6,000,000.00	6,000,000.00	-	-	0.0%	6,000,000.00
051400100100 - Ministry of Social Welfare, Children & Women Affairs	Anambra State Mother's Summit	40,000,000.00	40,000,000.00	-	-	0.0%	40,000,000.00
051400100100 - Ministry of Social Welfare, Children & Women Affairs	Purchase of equipment for Women Cooperative Societies (WCS)	35,000,000.00	35,000,000.00	-	-	0.0%	35,000,000.00
051400100100 - Ministry of Social Welfare, Children & Women Affairs	Rehabilitation of Women Affairs Skill Acquisition Centre, Agu- Awka	30,000,000.00	30,000,000.00	-	-	0.0%	30,000,000.00
051400100100 - Ministry of Social Welfare, Children & Women Affairs	Rehabilitation of Women Development Skill Acquist. Centre Anaku,Inoma	15,000,000.00	15,000,000.00	-	-	0.0%	15,000,000.00
051400100100 - Ministry of Social Welfare, Children & Women Affairs	Construction of Prof. Dora Akunyili Women Development Centre project at	5,000,000.00	5,000,000.00	-	-	0.0%	5,000,000.00
051400100100 - Ministry of Social Welfare, Children & Women Affairs	Project Implementation and Monitoring Activities (PRS)	5,000,000.00	5,000,000.00	-	-	0.0%	5,000,000.00
051400100100 - Ministry of Social Welfare, Children & Women Affairs	Purchase of Office furnishing	5,000,000.00	5,000,000.00	-	-	0.0%	5,000,000.00
051400100100 - Ministry of Social Welfare, Children & Women Affairs	Poverty eradication programme and loan grant to women co-operative	5,000,000.00	5,000,000.00	-	-	0.0%	5,000,000.00
051400100100 - Ministry of Social Welfare, Children & Women Affairs	Establishment of PRS Management Information System	5,000,000.00	5,000,000.00	-	-	0.0%	5,000,000.00
051400100100 - Ministry of Social Welfare, Children & Women Affairs	Establishment of Women Development Centre Library	5,000,000.00	5,000,000.00	-	-	0.0%	5,000,000.00
051400100100 - Ministry of Social Welfare, Children & Women Affairs	Establishment of school for delinquent children	5,000,000.00	5,000,000.00	-	-	0.0%	5,000,000.00
051400100100 - Ministry of Social Welfare, Children & Women Affairs	Establishment of the Anambra State Day Care for the aged	3,000,000.00	3,000,000.00	-	-	0.0%	3,000,000.00
051400100100 - Ministry of Social Welfare, Children & Women Affairs	International Day of the Elderly	6,000,000.00	6,000,000.00	-	-	0.0%	6,000,000.00
051400100100 - Ministry of Social Welfare, Children & Women Affairs	Capacity building for disabled	6,000,000.00	6,000,000.00	-	-	0.0%	6,000,000.00
051400100100 - Ministry of Social Welfare, Children & Women Affairs	International Day of the Disabled	7,000,000.00	7,000,000.00	-	-	0.0%	7,000,000.00
051400100100 - Ministry of Social Welfare, Children & Women Affairs	Empowerment of the physically challenged	30,000,000.00	30,000,000.00	-	-	0.0%	30,000,000.00
051400100100 - Ministry of Social Welfare, Children & Women Affairs	Procurement of Assistive device for the disabled& grants to the skilled Dis	30,000,000.00	30,000,000.00	-	-	0.0%	30,000,000.00
051400100100 - Ministry of Social Welfare, Children & Women Affairs	Construction of Leprosy Centre Okija	30,000,000.00	30,000,000.00	-	-	0.0%	30,000,000.00
051400100100 - Ministry of Social Welfare, Children & Women Affairs	Control of street begging in urban cities	10,000,000.00	10,000,000.00	-	-	0.0%	10,000,000.00
051400100100 - Ministry of Social Welfare, Children & Women Affairs	Anti-child abuse & neglect programme	36,000,000.00	36,000,000.00	4,649,100.00	4,649,100.00	12.9%	31,350,900.00
051400100100 - Ministry of Social Welfare, Children & Women Affairs	Provision of Shelter for children in conflict with the law	20,000,000.00	20,000,000.00	-	-	0.0%	20,000,000.00
051400100100 - Ministry of Social Welfare, Children & Women Affairs	Rehabilitation of Model motherless babies home and day care centre/bour	30,000,000.00	30,000,000.00	8,060,000.00	29,706,000.00	99.0%	294,000.00
051400100100 - Ministry of Social Welfare, Children & Women Affairs	Control and eradication of moral decadence& value disorientation	10,000,000.00	10,000,000.00	-	-	0.0%	10,000,000.00
051400100100 - Ministry of Social Welfare, Children & Women Affairs	Widowhood Rehabilitation Programme	10,000,000.00	10,000,000.00	-	-	0.0%	10,000,000.00
051400100100 - Ministry of Social Welfare, Children & Women Affairs	Provision of Legal Aid to Poor Widows	10,000,000.00	10,000,000.00	-	-	0.0%	10,000,000.00
051400100100 - Ministry of Social Welfare, Children & Women Affairs	Grants to Welfare Organizations, Foundations and Non GovernmentalOrga	5,000,000.00	5,000,000.00	-	-	0.0%	5,000,000.00
051400100100 - Ministry of Social Welfare, Children & Women Affairs	HIV/AIDS intervention project	3,000,000.00	3,000,000.00	-	-	0.0%	3,000,000.00
051400100100 - Ministry of Social Welfare, Children & Women Affairs	Orphans and Vulnerable children's (OVC) week	25,000,000.00	25,000,000.00	-	-	0.0%	25,000,000.00
051400100100 - Ministry of Social Welfare, Children & Women Affairs	Children's Day celebration (27th May)	25,000,000.00	25,000,000.00	-	11,366,000.00	45.5%	13,634,000.00
051400100100 - Ministry of Social Welfare, Children & Women Affairs	Children's Christmas Party	20,000,000.00	20,000,000.00	-	-	0.0%	20,000,000.00
051400100100 - Ministry of Social Welfare, Children & Women Affairs	Day of the African Child (16th June)	4,000,000.00	4,000,000.00	-	-	0.0%	4,000,000.00
051400100100 - Ministry of Social Welfare, Children & Women Affairs	Children's Parliament	5,000,000.00	5,000,000.00	-	2,500,000.00	50.0%	2,500,000.00
051400100100 - Ministry of Social Welfare, Children & Women Affairs	First Baby of the Year	4,000,000.00	4,000,000.00	-	-	0.0%	4,000,000.00
051400100100 - Ministry of Social Welfare, Children & Women Affairs	Training of proprietors of the day care centres	2,000,000.00	2,000,000.00	-	-	0.0%	2,000,000.00
051400100100 - Ministry of Social Welfare, Children & Women Affairs	NAPTIP programmes and activities	7,000,000.00	7,000,000.00	-	-	0.0%	7,000,000.00

ANAMBRA STATE GOVERNMENT, NIGERIA

051400100100 - Ministry of Social Welfare, Children & Women Affairs	National Council on Women Affairs	8,000,000.00	8,000,000.00	-	-	0.0%	8,000,000.00
051400100100 - Ministry of Social Welfare, Children & Women Affairs	Child's Right Implementation Committee and Activities	4,000,000.00	4,000,000.00	-	-	0.0%	4,000,000.00
051400100100 - Ministry of Social Welfare, Children & Women Affairs	Survey on Women and Children in the State	5,000,000.00	5,000,000.00	-	-	0.0%	5,000,000.00
051400100100 - Ministry of Social Welfare, Children & Women Affairs	Monitoring and Supervision of Charity Homes (subvention)	14,000,000.00	14,000,000.00	-	-	0.0%	14,000,000.00
051400100100 - Ministry of Social Welfare, Children & Women Affairs	Procurement of Special Sports Equipment for the Disabled	5,000,000.00	5,000,000.00	-	-	0.0%	5,000,000.00
051400100100 - Ministry of Social Welfare, Children & Women Affairs	Poverty Eradication programme and loan/ grants to the elderly	5,000,000.00	5,000,000.00	-	-	0.0%	5,000,000.00
051400100100 - Ministry of Social Welfare, Children & Women Affairs	School Social Work	5,000,000.00	5,000,000.00	-	-	0.0%	5,000,000.00
051400100100 - Ministry of Social Welfare, Children & Women Affairs	Survey on Persons with Disability	5,000,000.00	5,000,000.00	-	-	0.0%	5,000,000.00
051400100100 - Ministry of Social Welfare, Children & Women Affairs	Community-based Rehabilitation (CBR) & Empowerment of Disabled Pers	5,000,000.00	5,000,000.00	-	-	0.0%	5,000,000.00
051400100100 - Ministry of Social Welfare, Children & Women Affairs	Trade fairs for persons with disability	5,000,000.00	5,000,000.00	-	-	0.0%	5,000,000.00
051400100100 - Ministry of Social Welfare, Children & Women Affairs	Support of multipurpose co-operative for the disabled	3,000,000.00	3,000,000.00	-	-	0.0%	3,000,000.00
051400100100 - Ministry of Social Welfare, Children & Women Affairs	Holiday Camp	4,000,000.00	4,000,000.00	-	-	0.0%	4,000,000.00
051400100100 - Ministry of Social Welfare, Children & Women Affairs	Child Protection Network	3,000,000.00	3,000,000.00	-	-	0.0%	3,000,000.00
051400100100 - Ministry of Social Welfare, Children & Women Affairs	Subvention to Non Governmental Organisations (NGOs) for Physicallychalle	3,000,000.00	3,000,000.00	-	-	0.0%	3,000,000.00
051400100100 - Ministry of Social Welfare, Children & Women Affairs	Special Activities for Women and Children with disabilities	4,000,000.00	4,000,000.00	-	-	0.0%	4,000,000.00
051400100100 - Ministry of Social Welfare, Children & Women Affairs	Anambra State Council of Nigerian Legion	7,000,000.00	7,000,000.00	-	-	0.0%	7,000,000.00
051400100100 - Ministry of Social Welfare, Children & Women Affairs	Data gathering Equipment to Cooperative Groups, Acquisition Centres	5,000,000.00	5,000,000.00	-	-	0.0%	5,000,000.00
051400100100 - Ministry of Social Welfare, Children & Women Affairs	International White Cane Care Day	3,000,000.00	3,000,000.00	-	-	0.0%	3,000,000.00
051400100100 - Ministry of Social Welfare, Children & Women Affairs	World Autism Day	3,000,000.00	3,000,000.00	-	-	0.0%	3,000,000.00
051400100100 - Ministry of Social Welfare, Children & Women Affairs	International Day For Albinism	2,000,000.00	2,000,000.00	-	-	0.0%	2,000,000.00
051400100100 - Ministry of Social Welfare, Children & Women Affairs	World Awareness Braille Day	3,000,000.00	3,000,000.00	-	-	0.0%	3,000,000.00
051400100100 - Ministry of Social Welfare, Children & Women Affairs	Emergency Service For The Needy	7,000,000.00	7,000,000.00	-	-	0.0%	7,000,000.00
051400100100 - Ministry of Social Welfare, Children & Women Affairs	Micro-credit Loan For Women Co- operative	5,000,000.00	5,000,000.00	-	-	0.0%	5,000,000.00
051400100100 - Ministry of Social Welfare, Children & Women Affairs	Anambra State Busary Allowance For The Elderly	5,000,000.00	5,000,000.00	-	-	0.0%	5,000,000.00
051400100100 - Ministry of Social Welfare, Children & Women Affairs	Rehabilitation/Repairs of Professor.Dora akunyili women Development	5,000,000.00	5,000,000.00	-	-	0.0%	5,000,000.00
051400100100 - Ministry of Social Welfare, Children & Women Affairs	Project Implementation and Monitoring Activities (PRS)	17,000,000.00	17,000,000.00	-	-	0.0%	17,000,000.00
051400100100 - Ministry of Social Welfare, Children & Women Affairs	Capacity Building for Ministry's Staff	20,000,000.00	20,000,000.00	-	-	0.0%	20,000,000.00
051400100100 - Ministry of Social Welfare, Children & Women Affairs	Support to Joint National Association of person with Disability	3,000,000.00	3,000,000.00	-	-	0.0%	3,000,000.00
051400100100 - Ministry of Social Welfare, Children & Women Affairs	National Children Festival	4,000,000.00	4,000,000.00	-	-	0.0%	4,000,000.00
051400100100 - Ministry of Social Welfare, Children & Women Affairs	Micro Enterprise Support Scheme (MESS)/Ward-based Solution Cooperat	1,500,000,000.00	1,500,000,000.00	-	-	0.0%	1,500,000,000.00
051400100100 - Ministry of Social Welfare, Children & Women Affairs	Renovation of Correctional Centre Umuozunze	10,000,000.00	10,000,000.00	-	-	0.0%	10,000,000.00
051400100100 - Ministry of Social Welfare, Children & Women Affairs	Community Charter of Demands	10,000,000.00	10,000,000.00	-	-	0.0%	10,000,000.00
051400100100 - Ministry of Social Welfare, Children & Women Affairs	Prison Visit Programme	5,000,000.00	5,000,000.00	-	-	0.0%	5,000,000.00
051700100100 - Ministry of Basic Education	Checkmating of Natural Disaster in Schools - Flooding, earthquake etc	40,000,000.00	40,000,000.00	-	-	0.0%	40,000,000.00
051700100100 - Ministry of Basic Education	National/International expositions	5,000,000.00	5,000,000.00	-	-	0.0%	5,000,000.00
051700100100 - Ministry of Basic Education	Science and Tech Development ( Inventions and Innovations)	14,000,000.00	14,000,000.00	-	-	0.0%	14,000,000.00
051700100100 - Ministry of Basic Education	General Research and Development	15,000,000.00	15,000,000.00	-	-	0.0%	15,000,000.00
051700100100 - Ministry of Basic Education	Community Education Resource Centre	21,000,000.00	21,000,000.00	-	-	0.0%	21,000,000.00
051700100100 - Ministry of Basic Education	State Education Special funds for public secondary schools	1,000,000,000.00	1,000,000,000.00	-	-	0.0%	1,000,000,000.00
051700100100 - Ministry of Basic Education	Anambra State Bursary and Student loan Scheme	2,000,000,000.00	1,000,000,000.00	-	-	0.0%	1,000,000,000.00
051700100100 - Ministry of Basic Education	Adult & Non-Formal Education/ Mass Literacy	35,500,000.00	35,500,000.00	-	-	0.0%	35,500,000.00
051700100100 - Ministry of Basic Education	Construction of Special Education Centres	65,000,000.00	65,000,000.00	-	-	0.0%	65,000,000.00
051700100100 - Ministry of Basic Education	Rehabilitation of 10nos Existing Secondary Schools Annually	20,000,000.00	20,000,000.00	-	-	0.0%	20,000,000.00
051700100100 - Ministry of Basic Education	Equipment of Secondary/Special Science Schools laboratory	5,000,000.00	5,000,000.00	-	-	0.0%	5,000,000.00
051700100100 - Ministry of Basic Education	Computer Education in Primary & Secondary Schools (e-education)	17,000,000.00	17,000,000.00	-	-	0.0%	17,000,000.00
051700100100 - Ministry of Basic Education	Rehabilitation/Development & Equipment of Existing Technical Colleges (f	364,000,000.00	364,000,000.00	-	112,521,485.01	30.9%	251,478,514.99
051700100100 - Ministry of Basic Education	Free & Gender Education Programme	5,000,000.00	5,000,000.00	-	-	0.0%	5,000,000.00
051700100100 - Ministry of Basic Education	Rehabilitation of Examination Development Centre	450,000,000.00	450,000,000.00	3,648,390.00	434,247,926.10	96.5%	15,752,073.90
051700100100 - Ministry of Basic Education	Mini-Computer Unit for Education Statistics/ Establishment of Education M	41,000,000.00	41,000,000.00	40,487,000.00	40,487,000.00	98.7%	513,000.00
051700100100 - Ministry of Basic Education	Establishment of the Inspectorate units of Ministry of Education	5,000,000.00	5,000,000.00	-	-	0.0%	5,000,000.00

ANAMBRA STATE GOVERNMENT, NIGERIA

051700100100 - Ministry of Basic Education	Anambra State Education Scholarship Programme	20,000,000.00	20,000,000.00	500,000.00	500,000.00	2.5%	19,500,000.00
051700100100 - Ministry of Basic Education	National Agency for Food and Drugs Administration and Control (NAFDAC)	1,000,000.00	1,000,000.00	-	-	0.0%	1,000,000.00
051700100100 - Ministry of Basic Education	State Education Quality Assurance Programmes	10,000,000.00	10,000,000.00	-	-	0.0%	10,000,000.00
051700100100 - Ministry of Basic Education	HIV/AIDS Prevention Education & Control Programmes	40,000,000.00	40,000,000.00	-	-	0.0%	40,000,000.00
051700100100 - Ministry of Basic Education	Ministry of Education Special Project for State Universal Basic Education B	21,000,000.00	21,000,000.00	-	-	0.0%	21,000,000.00
051700100100 - Ministry of Basic Education	Development of foreign Languages Centres in Schools (A.French, B. China,	2,000,000.00	2,000,000.00	-	-	0.0%	2,000,000.00
051700100100 - Ministry of Basic Education	Construction of Sports centres in schools/School sports Projects	30,000,000.00	30,000,000.00	-	-	0.0%	30,000,000.00
051700100100 - Ministry of Basic Education	Capacity Building / Workshops/ Seminars/Conferences for Education Staff	12,000,000.00	12,000,000.00	622,500.00	2,362,500.00	19.7%	9,637,500.00
051700100100 - Ministry of Basic Education	Mathematics Improvement Project Centre	10,000,000.00	10,000,000.00	-	-	0.0%	10,000,000.00
051700100100 - Ministry of Basic Education	Ministry's Monitoring & Evaluation Programme	5,000,000.00	5,000,000.00	-	-	0.0%	5,000,000.00
051700100100 - Ministry of Basic Education	Hygiene Promotion / Communication Programme in Schools	5,000,000.00	5,000,000.00	-	-	0.0%	5,000,000.00
051700100100 - Ministry of Basic Education	Education Trust Fund (ETF) Project	10,000,000.00	10,000,000.00	-	-	0.0%	10,000,000.00
051700100100 - Ministry of Basic Education	Revival/Sustenance of Igbo Language in Schools (Subakwa Igbo)	5,000,000.00	5,000,000.00	-	-	0.0%	5,000,000.00
051700100100 - Ministry of Basic Education	Secondary Schools Special Projects	10,000,000.00	10,000,000.00	-	-	0.0%	10,000,000.00
051700100100 - Ministry of Basic Education	Education Development Fund	30,000,000.00	30,000,000.00	5,180,000.00	5,180,000.00	17.3%	24,820,000.00
051700100100 - Ministry of Basic Education	UNIDO-Assist Entrepreneurship Education for Senior Secondary School	31,500,000.00	31,500,000.00	-	-	0.0%	31,500,000.00
051700100100 - Ministry of Basic Education	Basic Education Anti-Corruption Strategy/Activities	3,000,000.00	3,000,000.00	-	-	0.0%	3,000,000.00
051700100100 - Ministry of Basic Education	Capacity Building of Teachers at public schools	100,000,000.00	100,000,000.00	-	15,313,500.00	15.3%	84,686,500.00
051700100100 - Ministry of Basic Education	Renovation / Construction of Class room blocks / teachers quarters/smart	10,000,000,000.00	8,000,000,000.00	5,389,785,444.26	5,389,785,444.26	67.4%	2,610,214,555.74
051700100100 - Ministry of Basic Education	Completion of ongoing Type I & II Prototype Hostel building at Governme	300,000,000.00	300,000,000.00	-	-	0.0%	300,000,000.00
051700100100 - Ministry of Basic Education	Completion of ongoing Fencing of 40 Secondary Schools in the State	500,000,000.00	500,000,000.00	26,073,263.00	124,147,562.33	24.8%	375,852,437.67
051700300100 - Anambra State Universal Basic EducationBoard	Procurement of 1,000 educative toys forECCDE. 5 toys per each of the ren	14,000,000.00	14,000,000.00	-	-	0.0%	14,000,000.00
051700300100 - Anambra State Universal Basic EducationBoard	Procurement of 300 nos Merry-Go-Round for ECCDE schools	24,000,000.00	24,000,000.00	-	-	0.0%	24,000,000.00
051700300100 - Anambra State Universal Basic EducationBoard	Procure and install 300 nos Slides for ECCDE schools annually	18,000,000.00	18,000,000.00	-	-	0.0%	18,000,000.00
051700300100 - Anambra State Universal Basic EducationBoard	Procurement of 1,000 sets Teachers Tables, armless 1000 armless Chairs	100,000,000.00	100,000,000.00	-	-	0.0%	100,000,000.00
051700300100 - Anambra State Universal Basic EducationBoard	Procurement of 2,000 white Boards, markers and dusters	50,000,000.00	50,000,000.00	-	-	0.0%	50,000,000.00
051700300100 - Anambra State Universal Basic EducationBoard	Procure and distribute 3,600 nos of ECCDE tables and chairs	300,000,000.00	300,000,000.00	-	-	0.0%	300,000,000.00
051700300100 - Anambra State Universal Basic EducationBoard	Procurement of 3 laptops, 2 desktops forthe Department of Academic Ser	30,000,000.00	30,000,000.00	-	-	0.0%	30,000,000.00
051700300100 - Anambra State Universal Basic EducationBoard	Purchase of 7,000 Plastic Abacus for Junior Primary pupils	7,000,000.00	7,000,000.00	-	-	0.0%	7,000,000.00
051700300100 - Anambra State Universal Basic EducationBoard	Printing of 30,000 copies of Continous Assessment report booklet for Publi	160,000,000.00	160,000,000.00	-	-	0.0%	160,000,000.00
051700300100 - Anambra State Universal Basic EducationBoard	Procurement of 34 nos Printers with Scanners for EMIS unit of ASUBEB a	8,160,000.00	8,160,000.00	-	-	0.0%	8,160,000.00
051700300100 - Anambra State Universal Basic EducationBoard	State Early Childcare Development Programme	50,000,000.00	50,000,000.00	-	-	0.0%	50,000,000.00
051700300100 - Anambra State Universal Basic EducationBoard	Purchase of office Furniture and Fittings for HQRT	11,300,000.00	11,300,000.00	-	-	0.0%	11,300,000.00
051700300100 - Anambra State Universal Basic EducationBoard	Procurement of Agriculture equipment to all Public primary Schools	30,000,000.00	30,000,000.00	-	-	0.0%	30,000,000.00
051700300100 - Anambra State Universal Basic EducationBoard	Conduct of Debate, Quizzes and CareerTraining	15,000,000.00	15,000,000.00	5,026,500.00	5,026,500.00	33.5%	9,973,500.00
051700300100 - Anambra State Universal Basic EducationBoard	ASUBEB Monitoring and Evaluation Activities	65,000,000.00	65,000,000.00	2,188,016.00	33,529,600.00	51.6%	31,470,400.00
051700300100 - Anambra State Universal Basic EducationBoard	Procurement of 22 nos 10KVA generator for EMIS unit of ASUBEB and 21	10,000,000.00	10,000,000.00	-	-	0.0%	10,000,000.00
051700300100 - Anambra State Universal Basic EducationBoard	Capacity Building of BESDASAFEGUARD and ASUBEB Teachers	10,000,000.00	10,000,000.00	-	-	0.0%	10,000,000.00
051700300100 - Anambra State Universal Basic EducationBoard	Purchase of 3 no 14 Seater Van for ASUBEB	100,000,000.00	100,000,000.00	-	-	0.0%	100,000,000.00
051700300100 - Anambra State Universal Basic EducationBoard	Landscapping of ASUBEB Premises	20,000,000.00	20,000,000.00	-	-	0.0%	20,000,000.00
051700300100 - Anambra State Universal Basic EducationBoard	Capacity Building for staff for Anti Corruption and transparence Unit of AS	5,000,000.00	5,000,000.00	-	-	0.0%	5,000,000.00
051700300100 - Anambra State Universal Basic EducationBoard	Construction of 8 room 14 nos WC squatting toilet with overhead tank	100,000,000.00	100,000,000.00	-	-	0.0%	100,000,000.00
051700300100 - Anambra State Universal Basic EducationBoard	Procure and distribute sports equipment (football, net, whistle, boots and	21,000,000.00	21,000,000.00	-	-	0.0%	21,000,000.00
051700300100 - Anambra State Universal Basic EducationBoard	advocacy/Sensitization Campaign on out of School Children in the State	10,000,000.00	10,000,000.00	-	-	0.0%	10,000,000.00
051700300100 - Anambra State Universal Basic EducationBoard	Continuous Capacity Building for teachers and Head teachers	50,000,000.00	50,000,000.00	-	-	0.0%	50,000,000.00
051700300100 - Anambra State Universal Basic EducationBoard	Capacity Training / Workshop for the Special Need Teachers	30,000,000.00	30,000,000.00	-	-	0.0%	30,000,000.00
051700300100 - Anambra State Universal Basic EducationBoard	Recruitment and Promotion Activities of Teachers and Staff	50,000,000.00	50,000,000.00	-	-	0.0%	50,000,000.00
051700300100 - Anambra State Universal Basic EducationBoard	Procurement of 15 Photocopying Machines @ N850,000 each	12,750,000.00	12,750,000.00	-	-	0.0%	12,750,000.00
051700300100 - Anambra State Universal Basic EducationBoard	Purchase of 3,000 Nos of Plastic lockers and chairs for Public Primary Sch	200,000,000.00	200,000,000.00	-	-	0.0%	200,000,000.00
051700300100 - Anambra State Universal Basic EducationBoard	Procurement of Office furniture and accessories/Office Equipment	10,000,000.00	10,000,000.00	-	-	0.0%	10,000,000.00

ANAMBRA STATE GOVERNMENT, NIGERIA

051700300100 - Anambra State Universal Basic EducationBoard	Basic Education Strategic plan development	10,000,000.00	10,000,000.00	-	8,077,000.00	80.8%	1,923,000.00
051700300100 - Anambra State Universal Basic EducationBoard	Basic Education Curriculum Content Development Programme	10,000,000.00	10,000,000.00	-	-	0.0%	10,000,000.00
051700300100 - Anambra State Universal Basic EducationBoard	Conduct of Science Exhibition, Quizes	15,000,000.00	15,000,000.00	-	-	0.0%	15,000,000.00
051700300100 - Anambra State Universal Basic EducationBoard	Procurement of 10KVA solar for EMIS unit of ASUBEB and 21 LGAs	25,000,000.00	25,000,000.00	-	-	0.0%	25,000,000.00
051700300100 - Anambra State Universal Basic EducationBoard	Preparation of Children for Calisthenics for Children's day Celebration and	50,000,000.00	50,000,000.00	3,554,000.00	3,554,000.00	7.1%	46,446,000.00
051700300100 - Anambra State Universal Basic EducationBoard	Capacity Building for State Universal Basic Education Board (SUBEB) and L	30,000,000.00	30,000,000.00	-	-	0.0%	30,000,000.00
051705100100 - Post Primary School Service Commission PPSSC	Capacity Building, Workshops/Seminars/Conferences	100,000,000.00	100,000,000.00	-	-	0.0%	100,000,000.00
051705100100 - Post Primary School Service Commission PPSSC	Monitoring and Evaluation Activities	70,000,000.00	70,000,000.00	-	-	0.0%	70,000,000.00
051705100100 - Post Primary School Service Commission PPSSC	Project Implementation and Monitoring Activities (PRS)	3,000,000.00	3,000,000.00	-	-	0.0%	3,000,000.00
051705100100 - Post Primary School Service Commission PPSSC	Education Quality Assurance Projects/Reforms	50,000,000.00	50,000,000.00	-	-	0.0%	50,000,000.00
051705100100 - Post Primary School Service Commission PPSSC	Purchase of Office Furnitre and Equipment	20,000,000.00	20,000,000.00	-	-	0.0%	20,000,000.00
051705100100 - Post Primary School Service Commission PPSSC	Purchase Of Teaching Learning Equipment	100,000,000.00	100,000,000.00	37,709,121.00	37,709,121.00	37.7%	62,290,879.00
051705100100 - Post Primary School Service Commission PPSSC	Purchase Of Power Generating Set	43,500,000.00	43,500,000.00	-	-	0.0%	43,500,000.00
051705100100 - Post Primary School Service Commission PPSSC	Annual PPSSC Week Celebration	10,000,000.00	10,000,000.00	-	-	0.0%	10,000,000.00
051705100100 - Post Primary School Service Commission PPSSC	Purchase of ICT Equipments	200,000,000.00	200,000,000.00	-	-	0.0%	200,000,000.00
051705100100 - Post Primary School Service Commission PPSSC	Purchase of 3no Van for PPSSC Pool Office/buses	50,000,000.00	50,000,000.00	-	-	0.0%	50,000,000.00
051705100100 - Post Primary School Service Commission PPSSC	Provision of Relaxation Centre at the PPSSC Head Quarter	30,000,000.00	30,000,000.00	-	-	0.0%	30,000,000.00
051705100100 - Post Primary School Service Commission PPSSC	Purchase Of Educational/library & Equipment	200,000,000.00	200,000,000.00	-	-	0.0%	200,000,000.00
051705100100 - Post Primary School Service Commission PPSSC	Establishment of PPSSC Research Centre	30,000,000.00	30,000,000.00	-	-	0.0%	30,000,000.00
051705100100 - Post Primary School Service Commission PPSSC	Equipping of Science Laboratories	150,000,000.00	150,000,000.00	-	-	0.0%	150,000,000.00
051705100100 - Post Primary School Service Commission PPSSC	Purchase of Laptops	136,500,000.00	136,500,000.00	-	-	0.0%	136,500,000.00
051705100100 - Post Primary School Service Commission PPSSC	Construction/renovation of school toilets	13,000,000.00	13,000,000.00	-	-	0.0%	13,000,000.00
051705100100 - Post Primary School Service Commission PPSSC	Establishment of EMIS office and equipping it at the Hqtr	1,500,000.00	1,500,000.00	-	-	0.0%	1,500,000.00
051705100100 - Post Primary School Service Commission PPSSC	Recruitment of non-teaching staff	2,500,000.00	2,500,000.00	-	-	0.0%	2,500,000.00
051705100100 - Post Primary School Service Commission PPSSC	Office of Senior Secondary School Education Commission (South East Zon	100,000,000.00	100,000,000.00	-	-	0.0%	100,000,000.00
052100100100 - Ministry of Health	Mental Health	25,000,000.00	25,000,000.00	-	-	0.0%	25,000,000.00
052100100100 - Ministry of Health	Refurbishing of 5no Vehicle	20,000,000.00	20,000,000.00	-	-	0.0%	20,000,000.00
052100100100 - Ministry of Health	Capacity building of 1000 health care personnel to improve maternal and c	15,600,000.00	15,600,000.00	-	-	0.0%	15,600,000.00
052100100100 - Ministry of Health	Procurement and distribution of essential ANC and PNC equipment & cons	25,000,000.00	25,000,000.00	-	-	0.0%	25,000,000.00
052100100100 - Ministry of Health	Conduct one-day quarterly RH / LEMCHIC Coordination meeting = 1,010,0	5,000,000.00	5,000,000.00	-	-	0.0%	5,000,000.00
052100100100 - Ministry of Health	Upgrading of Amaku -Chukwuemeka Odumegwu Teaching Hospital	3,000,000,000.00	3,000,000,000.00	2,016,680,058.00	2,295,332,293.96	76.5%	704,667,706.04
052100100100 - Ministry of Health	Health Management Information System	50,000,000.00	50,000,000.00	-	28,175,000.00	56.4%	21,825,000.00
052100100100 - Ministry of Health	Rehabilitation and Re-equipment of General Hospitals	2,000,000,000.00	2,000,000,000.00	166,532,861.70	1,919,905,532.70	96.0%	80,094,467.30
052100100100 - Ministry of Health	Malaria Control Programme	30,000,000.00	30,000,000.00	-	-	0.0%	30,000,000.00
052100100100 - Ministry of Health	Tuberculosis Leprosy Control Programme	50,000,000.00	50,000,000.00	-	-	0.0%	50,000,000.00
052100100100 - Ministry of Health	Rehabilitation & Re-Equipment of Psychiatrc Hosp&Sch of Psy Nurs, Nawfi	250,000,000.00	250,000,000.00	-	-	0.0%	250,000,000.00
052100100100 - Ministry of Health	Rehabilitation of Central Pharmceutcal/Medical Equipment complex,Awka	71,050,000.00	71,050,000.00	-	-	0.0%	71,050,000.00
052100100100 - Ministry of Health	Infrastructural Improvement of School of Nursing, Nkpor	385,000,000.00	385,000,000.00	-	-	0.0%	385,000,000.00
052100100100 - Ministry of Health	Infrastructure Improvement of School of Health Technology, Obosi	250,000,000.00	250,000,000.00	104,883,609.31	152,834,300.31	61.1%	97,165,699.69
052100100100 - Ministry of Health	Procurement of Drugs,Medical,Surgical Sundries for Health Institution	150,000,000.00	150,000,000.00	104,701,338.80	104,701,338.80	69.8%	45,298,661.20
052100100100 - Ministry of Health	Establishment of Disease Control & Surveilnce Centre	63,019,000.00	63,019,000.00	13,500,000.00	13,500,000.00	21.4%	49,519,000.00
052100100100 - Ministry of Health	Prevention and Control of River Blindness (Onchosersiasis)	15,000,000.00	15,000,000.00	-	-	0.0%	15,000,000.00
052100100100 - Ministry of Health	Medical Equipment and Maintenance	800,000,000.00	800,000,000.00	356,016,750.00	416,002,225.00	52.0%	383,997,775.00
052100100100 - Ministry of Health	Establishment of Fake Drug Control Centres	10,000,000.00	10,000,000.00	7,050,000.00	7,050,000.00	70.5%	2,950,000.00
052100100100 - Ministry of Health	Rehabilitation of Drug Quality Control and Assurance centre Awka	60,000,000.00	60,000,000.00	-	-	0.0%	60,000,000.00
052100100100 - Ministry of Health	Control Programme for HIV/AIDS	67,000,000.00	67,000,000.00	-	-	0.0%	67,000,000.00
052100100100 - Ministry of Health	State Reproductive Health Services Programme	60,000,000.00	60,000,000.00	-	-	0.0%	60,000,000.00
052100100100 - Ministry of Health	Drug Surveillance/Drug Abuse Control	10,300,000.00	10,300,000.00	-	-	0.0%	10,300,000.00
052100100100 - Ministry of Health	Schistosomiasis Control Programme (Bicharasiasis)	13,000,000.00	13,000,000.00	-	-	0.0%	13,000,000.00
052100100100 - Ministry of Health	Control of Diarhoeal Diseases(CDD)including Health/IMCI Information&Con	20,000,000.00	20,000,000.00	-	-	0.0%	20,000,000.00



ANAMBRA STATE GOVERNMENT, NIGERIA

052100100100 - Ministry of Health	Health Statistical Surveys & Data Bank including PHC Monitoring	50,000,000.00	50,000,000.00	-	-	0.0%	50,000,000.00
052100100100 - Ministry of Health	Nutrition and Baby Friendly and Hospital Initiatives	20,000,000.00	20,000,000.00	-	-	0.0%	20,000,000.00
052100100100 - Ministry of Health	Prevention & Control of Non-Communicable Diseases, Sickle Cell, e.t.c	50,000,000.00	50,000,000.00	-	-	0.0%	50,000,000.00
052100100100 - Ministry of Health	PHC Implementation Committee & Celebration of National/International days	20,000,000.00	20,000,000.00	-	-	0.0%	20,000,000.00
052100100100 - Ministry of Health	Establishment of Ministry of Health Website & International Accessibility	10,000,000.00	10,000,000.00	-	-	0.0%	10,000,000.00
052100100100 - Ministry of Health	Anambra State News Publication Policy Document, Technical Report	10,000,000.00	10,000,000.00	-	-	0.0%	10,000,000.00
052100100100 - Ministry of Health	Anambra State Health Emergency Rapid Response Services (ASHERRS)	100,000,000.00	100,000,000.00	-	-	0.0%	100,000,000.00
052100100100 - Ministry of Health	Cardiothoracic & Renal Dialysis & Mammography Centre, Onitsha	20,000,000.00	20,000,000.00	-	-	0.0%	20,000,000.00
052100100100 - Ministry of Health	School Health Service Programme	35,000,000.00	35,000,000.00	-	-	0.0%	35,000,000.00
052100100100 - Ministry of Health	Improvement of Facility/Infrastructural Improvement at Cottage hospital	50,000,000.00	50,000,000.00	-	33,218,980.00	66.4%	16,781,020.00
052100100100 - Ministry of Health	Procurement and Maintenance of Office Equipment (Executive chairs, Tables)	20,000,000.00	20,000,000.00	-	-	0.0%	20,000,000.00
052100100100 - Ministry of Health	Task force on Registration of Hospitals, Clinics, Maternity homes	20,000,000.00	20,000,000.00	13,875,000.00	13,875,000.00	69.4%	6,125,000.00
052100100100 - Ministry of Health	Monitoring & Evaluation Activities in all Health	25,000,000.00	25,000,000.00	-	-	0.0%	25,000,000.00
052100100100 - Ministry of Health	Support to Emergency & Accident Victims/Aid	60,000,000.00	60,000,000.00	20,000,000.00	23,108,550.00	38.5%	36,891,450.00
052100100100 - Ministry of Health	Construction of 3 numbers Specialist Medical & Diagnostic Centres	40,000,000.00	40,000,000.00	-	-	0.0%	40,000,000.00
052100100100 - Ministry of Health	Free Health Care for Pregnant Women (Pre- Antenatal Care)	750,000,000.00	750,000,000.00	299,818,000.00	637,333,200.00	85.0%	112,666,800.00
052100100100 - Ministry of Health	Gender Programming	20,000,000.00	20,000,000.00	-	-	0.0%	20,000,000.00
052100100100 - Ministry of Health	Adolescent Reproductive Health	102,000,000.00	102,000,000.00	-	-	0.0%	102,000,000.00
052100100100 - Ministry of Health	Construction and Equipment of Second School of Nursing and Midwifery	6,000,000,000.00	6,000,000,000.00	3,018,834,282.00	4,675,869,798.00	77.9%	1,324,130,202.00
052100100100 - Ministry of Health	Anambra Drug Revolving Fund System	100,000,000.00	100,000,000.00	-	99,564,000.00	99.6%	436,000.00
052100100100 - Ministry of Health	Family Planning Programme and Activities	73,000,000.00	73,000,000.00	-	2,100,000.00	2.9%	70,900,000.00
052100100100 - Ministry of Health	Zero Hepatitis Programme and Activities	15,000,000.00	15,000,000.00	-	-	0.0%	15,000,000.00
052100100100 - Ministry of Health	Maternal Perinatal Disease Surveillance (MPDRS)	100,000,000.00	100,000,000.00	-	-	0.0%	100,000,000.00
052100100100 - Ministry of Health	Optometry Services	50,000,000.00	50,000,000.00	28,770,000.00	28,770,000.00	57.5%	21,230,000.00
052100100200 - Indigenous Medicine and Herbal Practice	Procurement of Office Equipment	22,119,413.00	22,119,413.00	-	-	0.0%	22,119,413.00
052100100200 - Indigenous Medicine and Herbal Practice	Inspection and Monitoring of all Traditional Medicine Practitioners	12,904,163.00	12,904,163.00	-	-	0.0%	12,904,163.00
052100100200 - Indigenous Medicine and Herbal Practice	Training Practitioners on the use of Herbs/Traditional Birth	30,000,000.00	30,000,000.00	-	-	0.0%	30,000,000.00
052100100200 - Indigenous Medicine and Herbal Practice	Enforcement / Compliance	11,666,663.00	11,666,663.00	-	-	0.0%	11,666,663.00
052100100200 - Indigenous Medicine and Herbal Practice	Establishment of Health Research and Statistics Centres	5,416,663.00	5,416,663.00	-	-	0.0%	5,416,663.00
052100100200 - Indigenous Medicine and Herbal Practice	Stake Holders Summit	20,000,000.00	20,000,000.00	-	-	0.0%	20,000,000.00
052100100200 - Indigenous Medicine and Herbal Practice	Printing /Dissemination of Code of Conduct	4,000,000.00	4,000,000.00	-	-	0.0%	4,000,000.00
052100100200 - Indigenous Medicine and Herbal Practice	Indigenous & Herbal Medicine Technical Report	16,250,000.00	16,250,000.00	-	-	0.0%	16,250,000.00
052100100200 - Indigenous Medicine and Herbal Practice	Provide support for appropriate equipping of treatment centers	20,833,326.00	20,833,326.00	-	-	0.0%	20,833,326.00
052100100200 - Indigenous Medicine and Herbal Practice	Procurement and Maintenance of Lab Equipment	20,833,326.00	20,833,326.00	-	-	0.0%	20,833,326.00
052100100200 - Indigenous Medicine and Herbal Practice	Capacity Building of Staff of the Ministry	20,000,000.00	20,000,000.00	-	-	0.0%	20,000,000.00
052100100200 - Indigenous Medicine and Herbal Practice	Standardization and Regulation of Herbal Products	41,000,000.00	41,000,000.00	-	-	0.0%	41,000,000.00
052100200100 - Anambra State Health Insurance Agency	Capacity Building for the Anambra State Health Insurance Program	10,000,000.00	10,000,000.00	-	-	0.0%	10,000,000.00
052100200100 - Anambra State Health Insurance Agency	Procurement of Office Equipment	15,000,000.00	15,000,000.00	-	-	0.0%	15,000,000.00
052100200100 - Anambra State Health Insurance Agency	Quality Assurance/Monitoring and Monitoring Activities	6,000,000.00	6,000,000.00	-	-	0.0%	6,000,000.00
052100300100 - Anambra State Primary Health Care Agency	Capacity Building of Staff of the Ministry	10,000,000.00	10,000,000.00	-	-	0.0%	10,000,000.00
052100300100 - Anambra State Primary Health Care Agency	Maternal, New born and Child Health Week	10,000,000.00	10,000,000.00	-	-	0.0%	10,000,000.00
052100300100 - Anambra State Primary Health Care Agency	21LGAs, Pictorial Guides & CORPS Daily & Monthly Monitoring	6,000,000.00	6,000,000.00	-	-	0.0%	6,000,000.00
052100300100 - Anambra State Primary Health Care Agency	Need Assessment for IMCI Implementation Status	10,000,000.00	10,000,000.00	-	-	0.0%	10,000,000.00
052100300100 - Anambra State Primary Health Care Agency	Health Education and Social Mobilization	13,000,000.00	13,000,000.00	-	-	0.0%	13,000,000.00
052100300100 - Anambra State Primary Health Care Agency	Creation of Nutrition Centres in 3 Endemic LGAs in 3 Zones/Management	6,800,000.00	6,800,000.00	-	-	0.0%	6,800,000.00
052100300100 - Anambra State Primary Health Care Agency	Upgrading ORS Corners to Nutrition Corners in existing Government	7,500,000.00	7,500,000.00	-	-	0.0%	7,500,000.00
052100300100 - Anambra State Primary Health Care Agency	National Programme on Immunization Program	100,000,000.00	100,000,000.00	12,294,000.00	12,294,000.00	12.3%	87,706,000.00
052100300100 - Anambra State Primary Health Care Agency	Conduct Quarterly Cold Chain Equipment Maintenance in the State	10,000,000.00	10,000,000.00	-	-	0.0%	10,000,000.00
052100300100 - Anambra State Primary Health Care Agency	PHC Implementation Committee & Celebration of National Day, World AIDS	4,000,000.00	4,000,000.00	-	-	0.0%	4,000,000.00
052100300100 - Anambra State Primary Health Care Agency	Creation of Nutrition Club/World Nutrition Weeks	9,000,000.00	9,000,000.00	-	-	0.0%	9,000,000.00

ANAMBRA STATE GOVERNMENT, NIGERIA

052100300100 - Anambra State Primary Health Care Agency	Distribution of MUAC Tapes to all facilities	3,000,000.00	3,000,000.00	-	-	0.0%	3,000,000.00
052100300100 - Anambra State Primary Health Care Agency	Scale up Nutrition for Children with Nutrition needs	10,000,000.00	10,000,000.00	-	-	0.0%	10,000,000.00
052100300100 - Anambra State Primary Health Care Agency	Establishment of Mgt Inf. System	3,000,000.00	3,000,000.00	-	-	0.0%	3,000,000.00
052100300100 - Anambra State Primary Health Care Agency	Essential Drugs and Logistics	49,000,000.00	49,000,000.00	-	-	0.0%	49,000,000.00
052100300100 - Anambra State Primary Health Care Agency	Health Statistical Survey	6,500,000.00	6,500,000.00	-	-	0.0%	6,500,000.00
052100300100 - Anambra State Primary Health Care Agency	Project Implementation and Monitoring Activities (PRS)	5,000,000.00	5,000,000.00	-	-	0.0%	5,000,000.00
052100300100 - Anambra State Primary Health Care Agency	Purchase of Office Furniture and Equipment( 5No.Executive Chairs and Ta	20,000,000.00	20,000,000.00	-	-	0.0%	20,000,000.00
052100300100 - Anambra State Primary Health Care Agency	Provide support to set-up and equip isolation center(s) - at least 100 bed	30,000,000.00	30,000,000.00	-	-	0.0%	30,000,000.00
052100300100 - Anambra State Primary Health Care Agency	State Emergency Maternal and Child Health Intervention Centre(SEMCHIC	100,000,000.00	100,000,000.00	-	-	0.0%	100,000,000.00
052100300100 - Anambra State Primary Health Care Agency	Community Health Influencers, Promoters and Services (CHIPS) Program	10,000,000.00	10,000,000.00	-	-	0.0%	10,000,000.00
052100300100 - Anambra State Primary Health Care Agency	Sustainability Support Funds for BHCF	50,000,000.00	50,000,000.00	-	-	0.0%	50,000,000.00
052100300100 - Anambra State Primary Health Care Agency	Support to Local Government HealthAuthority activities	30,000,000.00	30,000,000.00	-	-	0.0%	30,000,000.00
052100300100 - Anambra State Primary Health Care Agency	Monitoring and Evaluation Activities	9,000,000.00	9,000,000.00	-	-	0.0%	9,000,000.00
052100303400 - Chukwuemeka Odumegwu OjukwuTeaching Hospita	Procurement of Motor Vehicle: 2 Ambulance Buses @ 25m	100,000,000.00	100,000,000.00	-	-	0.0%	100,000,000.00
052100303400 - Chukwuemeka Odumegwu OjukwuTeaching Hospita	Procurement of Medical Equipment COOUTH Amaku Awka	483,241,000.00	483,241,000.00	-	-	0.0%	483,241,000.00
052100303400 - Chukwuemeka Odumegwu OjukwuTeaching Hospita	Purchase of Office Furniture & Equipment	50,000,000.00	50,000,000.00	-	-	0.0%	50,000,000.00
052100303400 - Chukwuemeka Odumegwu OjukwuTeaching Hospita	Accreditation of Department and Colleges	40,000,000.00	40,000,000.00	-	-	0.0%	40,000,000.00
052100303400 - Chukwuemeka Odumegwu OjukwuTeaching Hospita	Rehabilitation of Water Borehole Facilities & Reticulation	15,000,000.00	15,000,000.00	-	-	0.0%	15,000,000.00
052102703300 - Anambra State Oxygen Production Plant	Procurement of office Equipment -oxygen Cylinders	50,000,000.00	50,000,000.00	49,726,874.64	49,726,874.64	99.5%	273,125.36
052102703300 - Anambra State Oxygen Production Plant	Procurement of office equipment Air Blower	3,000,000.00	3,000,000.00	-	-	0.0%	3,000,000.00
052102703300 - Anambra State Oxygen Production Plant	Purchase of Office Furniture & Fittings	4,000,000.00	4,000,000.00	-	-	0.0%	4,000,000.00
052102703300 - Anambra State Oxygen Production Plant	Capacity Training (Others 20 no of staff to be trained)	7,000,000.00	7,000,000.00	-	-	0.0%	7,000,000.00
052102703300 - Anambra State Oxygen Production Plant	Rehabilitation and mtce of Oxygen Gas plant factory	100,000,000.00	100,000,000.00	-	-	0.0%	100,000,000.00
052102703300 - Anambra State Oxygen Production Plant	Purchase of Personal Protective Equipments(PPE)	10,000,000.00	10,000,000.00	-	-	0.0%	10,000,000.00
052102703300 - Anambra State Oxygen Production Plant	Procurement and Installation of Solar lights/Pannels	7,000,000.00	7,000,000.00	-	-	0.0%	7,000,000.00
053500100100 - Ministry of Environment, Beautification &Ecology	Environmental Health Monitoring and Control	6,000,000.00	6,000,000.00	5,000,000.00	5,000,000.00	83.3%	1,000,000.00
053500100100 - Ministry of Environment, Beautification &Ecology	Household Sanitary Inspection Activities	24,000,000.00	24,000,000.00	-	-	0.0%	24,000,000.00
053500100100 - Ministry of Environment, Beautification &Ecology	Public enlightenment on Ecological issues	1,480,000.00	1,480,000.00	-	-	0.0%	1,480,000.00
053500100100 - Ministry of Environment, Beautification &Ecology	Analytical/Mobile Laboratory for Environmental Monitoring.	-	200,000,000.00	29,193,206.30	29,193,206.30	14.6%	170,806,793.70
053500100100 - Ministry of Environment, Beautification &Ecology	Highway landscaping, grass seedling planting and maintenance	200,000,000.00	-	5,000,000.00	-	-	-
053500100100 - Ministry of Environment, Beautification &Ecology	Plants Nursery establishment for flood and erosion control	18,000,000.00	18,000,000.00	-	-	0.0%	18,000,000.00
053500100100 - Ministry of Environment, Beautification &Ecology	Environmental enforcement	72,000,000.00	72,000,000.00	-	70,421,356.36	97.8%	1,578,643.64
053500100100 - Ministry of Environment, Beautification &Ecology	Fumigation of Public Places and Buildings	54,000,000.00	54,000,000.00	-	-	0.0%	54,000,000.00
053500100100 - Ministry of Environment, Beautification &Ecology	EIA including Climate Change: Mandatory Environment	15,000,000.00	15,000,000.00	-	-	0.0%	15,000,000.00
053500100100 - Ministry of Environment, Beautification &Ecology	Anambra State Summit on Environment	3,500,000.00	3,500,000.00	-	-	0.0%	3,500,000.00
053500100100 - Ministry of Environment, Beautification &Ecology	Ministry of Environment's Statistical Bulletin	1,500,000.00	1,500,000.00	-	-	0.0%	1,500,000.00
053500100100 - Ministry of Environment, Beautification &Ecology	Capacity Building of Environmental Health Officers and other Staff of the	52,000,000.00	52,000,000.00	45,916,850.00	45,916,850.00	88.3%	6,083,150.00
053500100100 - Ministry of Environment, Beautification &Ecology	Purchase of Office Furniture/Fitting	36,000,000.00	36,000,000.00	-	-	0.0%	36,000,000.00
053500100100 - Ministry of Environment, Beautification &Ecology	Schools Environmental Health Outreach Programme	9,500,000.00	9,500,000.00	-	-	0.0%	9,500,000.00
053500100100 - Ministry of Environment, Beautification &Ecology	Commemoration of Environmental Days	18,500,000.00	18,500,000.00	-	-	0.0%	18,500,000.00
053500100100 - Ministry of Environment, Beautification &Ecology	Water Weed Control	28,000,000.00	28,000,000.00	-	10,842,830.76	38.7%	17,157,169.24
053500100100 - Ministry of Environment, Beautification &Ecology	Dredging Drains and water channels	2,000,000.00	2,000,000.00	-	-	0.0%	2,000,000.00
053500100100 - Ministry of Environment, Beautification &Ecology	PRS Activities/M&E	13,500,000.00	13,500,000.00	-	-	0.0%	13,500,000.00
053500100100 - Ministry of Environment, Beautification &Ecology	Climate Change Activities	100,000,000.00	100,000,000.00	-	-	0.0%	100,000,000.00
053500100300 - Anambra State Clear Drainage and Fores	Monitoring/Supervision and Enforcement	24,000,000.00	24,000,000.00	-	-	0.0%	24,000,000.00
053500100400 - Anambra State Erosion, Watershed andClimate Cha	Water and Environmental Sanitation tracking	10,000,000.00	10,000,000.00	-	-	0.0%	10,000,000.00
053500100400 - Anambra State Erosion, Watershed andClimate Cha	Erosion control Program project	1,000,000,000.00	1,000,000,000.00	237,923,924.07	237,923,924.07	23.8%	762,076,075.93
053500100400 - Anambra State Erosion, Watershed andClimate Cha	Environmental Impact Assessment including Climate Change	10,000,000.00	10,000,000.00	-	-	0.0%	10,000,000.00
053500100400 - Anambra State Erosion, Watershed andClimate Cha	Mandatory Environment Management	50,000,000.00	50,000,000.00	-	-	0.0%	50,000,000.00
053500100400 - Anambra State Erosion, Watershed andClimate Cha	Capacity Building of Staff of the Agency	5,000,000.00	5,000,000.00	-	-	0.0%	5,000,000.00

ANAMBRA STATE GOVERNMENT, NIGERIA

053500100400 - Anambra State Erosion, Watershed and Climate Change	Communication Visibilities Activities (TBD )	15,000,000.00	15,000,000.00	-	-	0.0%	15,000,000.00
053505500100 - Anambra State Waste Management Agency - ASWA	Capacity Building Of Waste Management Officers	3,000,000.00	3,000,000.00	-	-	0.0%	3,000,000.00
053505500100 - Anambra State Waste Management Agency - ASWA	Project Implementation and Monitoring Activities (PRS)	10,000,000.00	10,000,000.00	-	-	0.0%	10,000,000.00
053505500100 - Anambra State Waste Management Agency - ASWA	Waste Evaluation Intervention in unmapped Communities	10,000,000.00	10,000,000.00	-	-	0.0%	10,000,000.00
053505500100 - Anambra State Waste Management Agency - ASWA	Medical /Pharmaceutical waste Incineration Facility	50,000,000.00	50,000,000.00	-	-	0.0%	50,000,000.00
053505500100 - Anambra State Waste Management Agency - ASWA	Advocacy and Sensitisation Activities	10,000,000.00	10,000,000.00	-	-	0.0%	10,000,000.00
053505500100 - Anambra State Waste Management Agency - ASWA	Procurement of Office Equipments	10,000,000.00	10,000,000.00	-	-	0.0%	10,000,000.00
053505500100 - Anambra State Waste Management Agency - ASWA	Enforcement & Monitoring	96,000,000.00	96,000,000.00	-	-	0.0%	96,000,000.00
053505500100 - Anambra State Waste Management Agency - ASWA	Establishment of Waste Disposal/ Waste management facilities	10,000,000.00	10,000,000.00	-	-	0.0%	10,000,000.00
053505500100 - Anambra State Waste Management Agency - ASWA	Purchase of 100 kva Power Generating set	20,000,000.00	20,000,000.00	-	-	0.0%	20,000,000.00
053510900100 - Forestry Department	Forest plantation Establishment Afforestation	16,732,352.00	16,732,352.00	-	-	0.0%	16,732,352.00
053510900100 - Forestry Department	Launching of Tree Planting Campains	15,000,000.00	15,000,000.00	-	-	0.0%	15,000,000.00
053510900100 - Forestry Department	Nursery Development	15,000,000.00	15,000,000.00	-	-	0.0%	15,000,000.00
053510900100 - Forestry Department	Development of Forest Reserves Boundary Pillars	2,000,000.00	2,000,000.00	-	-	0.0%	2,000,000.00
053510900100 - Forestry Department	Climate Change adaptation & best Practices	15,000,000.00	15,000,000.00	-	-	0.0%	15,000,000.00
053510900100 - Forestry Department	Forest Data Bank	5,000,000.00	5,000,000.00	-	-	0.0%	5,000,000.00
053510900100 - Forestry Department	Capacity Building of Forest Guards	5,000,000.00	5,000,000.00	-	-	0.0%	5,000,000.00
053510900100 - Forestry Department	Celebration of international day of forest, march 21st.	3,000,000.00	3,000,000.00	2,500,000.00	2,500,000.00	83.3%	500,000.00
055100100100 - Ministry of Local Government, Chieftaincy & Commur	Purchase of Office Furnitures and Equipments	9,570,000.00	9,570,000.00	-	-	0.0%	9,570,000.00
055100100100 - Ministry of Local Government, Chieftaincy & Commur	Procurement of 25KVA Generating Set	3,000,000.00	3,000,000.00	-	-	0.0%	3,000,000.00
055100100100 - Ministry of Local Government, Chieftaincy & Commur	Inspection & Monitoring of Local Government Activities	20,000,000.00	20,000,000.00	-	-	0.0%	20,000,000.00
055100100100 - Ministry of Local Government, Chieftaincy & Commur	Chieftaincy and Town Union Matters	50,000,000.00	50,000,000.00	-	13,800,000.00	27.6%	36,200,000.00
055100100100 - Ministry of Local Government, Chieftaincy & Commur	Capacity Building Program for Chieftaincy and Local Government Affairs	50,000,000.00	50,000,000.00	-	-	0.0%	50,000,000.00
055100100100 - Ministry of Local Government, Chieftaincy & Commur	Rural Development Day Celebration & Award of Prizes	10,000,000.00	10,000,000.00	-	-	0.0%	10,000,000.00
055100100100 - Ministry of Local Government, Chieftaincy & Commur	Project Implementation and Monitoring Activities (PRS)	5,000,000.00	5,000,000.00	-	-	0.0%	5,000,000.00
055100100100 - Ministry of Local Government, Chieftaincy & Commur	Resolving Communities, Chieftaincy and Town Union conflicts	10,000,000.00	10,000,000.00	-	-	0.0%	10,000,000.00
055100100100 - Ministry of Local Government, Chieftaincy & Commur	Training of the Staff of the Ministry on Effective Conflict/ Dispute Resolution	10,000,000.00	10,000,000.00	-	-	0.0%	10,000,000.00
055100100100 - Ministry of Local Government, Chieftaincy & Commur	Community investment Forum	20,000,000.00	20,000,000.00	-	-	0.0%	20,000,000.00
055100100100 - Ministry of Local Government, Chieftaincy & Commur	Community Agricultural State Intervention	5,000,000.00	5,000,000.00	-	-	0.0%	5,000,000.00
055100100100 - Ministry of Local Government, Chieftaincy & Commur	Anambra state Annual Great Achievers Celebrations	50,000,000.00	50,000,000.00	-	-	0.0%	50,000,000.00
055100100100 - Ministry of Local Government, Chieftaincy & Commur	Designing and Implementing Projects for Government in collaboration with	10,000,000.00	10,000,000.00	-	-	0.0%	10,000,000.00
055100100100 - Ministry of Local Government, Chieftaincy & Commur	Monitoring and Evaluation of Projects in the Communities	10,000,000.00	10,000,000.00	-	-	0.0%	10,000,000.00
055100100100 - Ministry of Local Government, Chieftaincy & Commur	Workshops for Presidents General & Community Leaders on National and	30,000,000.00	30,000,000.00	-	-	0.0%	30,000,000.00
055100100100 - Ministry of Local Government, Chieftaincy & Commur	Repairs of 25KVA Generating Set	20,000,000.00	20,000,000.00	-	-	0.0%	20,000,000.00
056600100200 - Information Commication Technology(ICT) Agency	Anambra State Identity Management Projects	300,000,000.00	300,000,000.00	6,238,676.71	6,238,676.71	2.1%	293,761,323.29
056600100200 - Information Commication Technology(ICT) Agency	Purchase of Office Furniture and Fittings/Office Refurbishment/tools	72,500,000.00	72,500,000.00	1,566,615.00	1,566,615.00	2.2%	70,933,385.00
056600100200 - Information Commication Technology(ICT) Agency	Modern work productivity environment with Email and business suite servi	200,000,000.00	200,000,000.00	139,739,150.00	139,739,150.00	69.9%	60,260,850.00
056600100200 - Information Commication Technology(ICT) Agency	Upgrade and purchase of computer and laptops for all MDAs (400units)	200,000,000.00	200,000,000.00	1,177,395.00	25,747,451.00	12.9%	174,252,549.00
056600100200 - Information Commication Technology(ICT) Agency	Bandwidth Subscription and network/ hardware maintenance	200,000,000.00	200,000,000.00	60,785,025.00	120,792,410.05	60.4%	79,207,589.95
056600100200 - Information Commication Technology(ICT) Agency	Document Management System (DMS) for all theMDAs	200,000,000.00	200,000,000.00	-	-	0.0%	200,000,000.00
056600100200 - Information Commication Technology(ICT) Agency	Anambra cloud with intranet and State-wide data backup infrastructure ar	200,000,000.00	200,000,000.00	-	114,273,158.00	57.1%	85,726,842.00
056600100200 - Information Commication Technology(ICT) Agency	Development and Deployment of E-Solutions Platforms for the Office of th	100,000,000.00	100,000,000.00	-	3,010,000.00	3.0%	96,990,000.00
056600100200 - Information Commication Technology(ICT) Agency	State Wide Telephony	100,000,000.00	100,000,000.00	42,763,662.00	42,763,662.00	42.8%	57,236,338.00
056600100200 - Information Commication Technology(ICT) Agency	Anambra State Employee Attendance Management System	150,000,000.00	150,000,000.00	-	-	0.0%	150,000,000.00
056600100200 - Information Commication Technology(ICT) Agency	Cyber and Infrastructure Security	195,000,000.00	195,000,000.00	66,063,171.00	77,724,171.00	39.9%	117,275,829.00
056600100200 - Information Commication Technology(ICT) Agency	Servers and Broadband / internet for ICT Agency	20,000,000.00	20,000,000.00	-	-	0.0%	20,000,000.00
056600100200 - Information Commication Technology(ICT) Agency	Build and Deploy a State-owned Data center (Phase 1)	500,000,000.00	500,000,000.00	48,543,812.50	48,543,812.50	9.7%	451,456,187.50
056600100200 - Information Commication Technology(ICT) Agency	Development of Human Resource for ICT agency	25,000,000.00	25,000,000.00	37,425.00	986,425.00	3.9%	24,013,575.00
056600100200 - Information Commication Technology(ICT) Agency	R&D and Grant seeking	50,000,000.00	50,000,000.00	-	-	0.0%	50,000,000.00
056600100200 - Information Commication Technology(ICT) Agency	Hardware maintenance & support Unit/Centre	50,000,000.00	50,000,000.00	-	-	0.0%	50,000,000.00

ANAMBRA STATE GOVERNMENT, NIGERIA

056600100200 - Information Commication Technology(ICT) Agency	Deployment of Public WiFi hotspots in Schools	150,000,000.00	150,000,000.00	72,566,537.94	72,566,537.94	48.4%	77,433,462.06
05660100200 - Information Commication Technology(ICT) Agency	Specialized Tech Capacity Building for ICT Agency (Professional Training)	50,000,000.00	50,000,000.00	-	1,806,240.00	3.6%	48,193,760.00
056601800100 - Anambra State Polytechnic – Mgbakwu	Construction of Classroom Blocks ANAMPOLY Mgbakwu	25,000,000.00	25,000,000.00	-	-	0.0%	25,000,000.00
056601800100 - Anambra State Polytechnic – Mgbakwu	Procurement & Installation of Workshop & Lab. Equip. ANAMPOL	10,000,000.00	10,000,000.00	-	-	0.0%	10,000,000.00
056601800100 - Anambra State Polytechnic – Mgbakwu	Perimeter Fencing of the Polythecnic ANAMPOLY Mgbakwu	10,000,000.00	10,000,000.00	-	-	0.0%	10,000,000.00
056601800100 - Anambra State Polytechnic – Mgbakwu	Construction of Entrepreneurship Block ANAMPOLY Mgbakwu	25,000,000.00	25,000,000.00	-	-	0.0%	25,000,000.00
056601800100 - Anambra State Polytechnic – Mgbakwu	Completion and Equipment of Entrepreneurship Building ANAMPO	10,000,000.00	10,000,000.00	-	-	0.0%	10,000,000.00
056601800100 - Anambra State Polytechnic – Mgbakwu	Construction of Workshop Classroom ANAMPOLY Mgbakwu	100,000,000.00	100,000,000.00	-	-	0.0%	100,000,000.00
056601800100 - Anambra State Polytechnic – Mgbakwu	Construction & Equipment of Engineering Complex ANAMPOLY Mq	185,000,000.00	185,000,000.00	-	-	0.0%	185,000,000.00
056601800100 - Anambra State Polytechnic – Mgbakwu	Accreditation of Depts in ANAMPOLY Mgbakwu	50,000,000.00	50,000,000.00	-	-	0.0%	50,000,000.00
056601800100 - Anambra State Polytechnic – Mgbakwu	Construction of Male & Female Hostels ANAMPOLY Mgbakwu	15,000,000.00	15,000,000.00	-	-	0.0%	15,000,000.00
056601800100 - Anambra State Polytechnic – Mgbakwu	Construction of Multipurpose Centre ANAMPOLY Mgbakwu	20,000,000.00	20,000,000.00	-	-	0.0%	20,000,000.00
056601800100 - Anambra State Polytechnic – Mgbakwu	Construction Multipurpose Classroom block ANAMPOLY Mgbakwu	20,000,000.00	20,000,000.00	-	-	0.0%	20,000,000.00
056601800100 - Anambra State Polytechnic – Mgbakwu	Procurement of Classroom Furniture and Fittings	13,000,000.00	13,000,000.00	-	-	0.0%	13,000,000.00
056601800100 - Anambra State Polytechnic – Mgbakwu	Purchase of 25KVA Generating Set	42,000,000.00	42,000,000.00	-	-	0.0%	42,000,000.00
056601800100 - Anambra State Polytechnic – Mgbakwu	Purchase of Office Furniture and Equipments	26,118,600.00	26,118,600.00	-	-	0.0%	26,118,600.00
056601800100 - Anambra State Polytechnic – Mgbakwu	Procurement of Computer and Accessories 20 No. laptop and 10 No. desk	12,000,000.00	12,000,000.00	-	-	0.0%	12,000,000.00
056601800100 - Anambra State Polytechnic – Mgbakwu	Construction & Furnishing of Administration Block ANAMPOLYMgbakwu	150,000,000.00	150,000,000.00	-	-	0.0%	150,000,000.00
056601800100 - Anambra State Polytechnic – Mgbakwu	Construction of Recreation Centre ANAMPOLY Mgbakwu	15,750,000.00	15,750,000.00	-	-	0.0%	15,750,000.00
056601900100 - Nwafor Orizu College of EducationNsugbe	Provision of ICT Facilities for E-Learning COE/computerisation of Busary d	24,000,000.00	24,000,000.00	-	-	0.0%	24,000,000.00
056601900100 - Nwafor Orizu College of EducationNsugbe	Accreditation of NCE & BEDcourses COE	60,000,000.00	60,000,000.00	-	-	0.0%	60,000,000.00
056601900100 - Nwafor Orizu College of EducationNsugbe	Construction of Male & Female Hostels- Nwafor Orizu COE	170,000,000.00	170,000,000.00	-	-	0.0%	170,000,000.00
056601900100 - Nwafor Orizu College of EducationNsugbe	Purchase of Office Furniture & Equipment	20,000,000.00	20,000,000.00	-	-	0.0%	20,000,000.00
056601900100 - Nwafor Orizu College of EducationNsugbe	Perimeter Fencing of the College COE	205,000,000.00	205,000,000.00	-	-	0.0%	205,000,000.00
056601900100 - Nwafor Orizu College of EducationNsugbe	Construction of Internal Roads in COE	100,000,000.00	100,000,000.00	-	-	0.0%	100,000,000.00
056602100100 - Chukwuemeka Odumegwu Ojukwu University Igbari	Construction of Library at Igbariam and Uli Campus	100,000,000.00	100,000,000.00	-	-	0.0%	100,000,000.00
056602100100 - Chukwuemeka Odumegwu Ojukwu University Igbari	Accreditation of Faculties and Departments Anambra State University	50,000,000.00	50,000,000.00	-	-	0.0%	50,000,000.00
056602100100 - Chukwuemeka Odumegwu Ojukwu University Igbari	Construction of Management Sciences Building Extension at Igbariam	150,000,000.00	150,000,000.00	-	-	0.0%	150,000,000.00
056602100100 - Chukwuemeka Odumegwu Ojukwu University Igbari	Review and Update of University ofMaster Plan	20,000,000.00	20,000,000.00	-	-	0.0%	20,000,000.00
056602100100 - Chukwuemeka Odumegwu Ojukwu University Igbari	Procurement of Office Furniture and Equipment	30,000,000.00	30,000,000.00	-	-	0.0%	30,000,000.00
056602100100 - Chukwuemeka Odumegwu Ojukwu University Igbari	Construction of Faculty of EnvironmentBuilding Uli	80,000,000.00	80,000,000.00	-	-	0.0%	80,000,000.00
056602100100 - Chukwuemeka Odumegwu Ojukwu University Igbari	Landscaping of Administration Block Surrounding Anambra State Universit	7,000,000.00	7,000,000.00	-	-	0.0%	7,000,000.00
056602100100 - Chukwuemeka Odumegwu Ojukwu University Igbari	Procurement of Office Furniture and Equipment	50,000,000.00	50,000,000.00	-	-	0.0%	50,000,000.00
056602100100 - Chukwuemeka Odumegwu Ojukwu University Igbari	Completion of Uli Campus Perimetre Fence	30,000,000.00	30,000,000.00	-	-	0.0%	30,000,000.00
057500100100 - Anambra State Disability Rights Commission	Compliance & Enforcement - Diability Commission	7,000,000.00	7,000,000.00	-	-	0.0%	7,000,000.00
057500100100 - Anambra State Disability Rights Commission	Procurement of Assistive Device for Persons with disability	14,000,000.00	14,000,000.00	-	-	0.0%	14,000,000.00
057500100100 - Anambra State Disability Rights Commission	Reconstruction of Disabled Leprosy Centre Okija	2,000,000.00	2,000,000.00	-	-	0.0%	2,000,000.00
057500100100 - Anambra State Disability Rights Commission	Special Sports Festivals for Person's with Disabilities	5,000,000.00	5,000,000.00	-	-	0.0%	5,000,000.00
057500100100 - Anambra State Disability Rights Commission	Survey on Persons With Disabilities	5,000,000.00	5,000,000.00	-	-	0.0%	5,000,000.00
057500100100 - Anambra State Disability Rights Commission	Trade fair for Persons with Disabilities	5,000,000.00	5,000,000.00	-	-	0.0%	5,000,000.00
057500100100 - Anambra State Disability Rights Commission	Construction of Shelters for Persons With Disability	3,000,000.00	3,000,000.00	-	-	0.0%	3,000,000.00
057500100100 - Anambra State Disability Rights Commission	Subvention to Disability Organizations and Associations for Persons with D	10,000,000.00	10,000,000.00	-	-	0.0%	10,000,000.00
057500100100 - Anambra State Disability Rights Commission	Teachings and Seminars for Reproductive challenges and lessons for Wor	5,000,000.00	5,000,000.00	-	-	0.0%	5,000,000.00
057500100100 - Anambra State Disability Rights Commission	Commemoration of International White Cane Day	5,000,000.00	5,000,000.00	-	-	0.0%	5,000,000.00
057500100100 - Anambra State Disability Rights Commission	Creating awareness and sensitization of the public on the needs of person	5,000,000.00	5,000,000.00	-	-	0.0%	5,000,000.00
057500100100 - Anambra State Disability Rights Commission	Commemoration of the International Day for Albinism	3,500,000.00	3,500,000.00	-	-	0.0%	3,500,000.00
057500100100 - Anambra State Disability Rights Commission	Braille literacy Campaign and Provision of Braille Materials, writing and pri	15,000,000.00	15,000,000.00	-	-	0.0%	15,000,000.00
057500100100 - Anambra State Disability Rights Commission	Support for Joint National Association of Person's With Disability (JONAPW	3,000,000.00	3,000,000.00	-	-	0.0%	3,000,000.00
057500100100 - Anambra State Disability Rights Commission	Deaf Week - Bridging the Gap in Communication between the Deaf Comm	5,000,000.00	5,000,000.00	-	-	0.0%	5,000,000.00
057500100100 - Anambra State Disability Rights Commission	World Polo Day October 24th	2,000,000.00	2,000,000.00	-	-	0.0%	2,000,000.00
057500100100 - Anambra State Disability Rights Commission	World Down Syndrome Day 21st March	10,000,000.00	10,000,000.00	-	-	0.0%	10,000,000.00
057500100100 - Anambra State Disability Rights Commission	Procurement of Office Furniture for the Disability Right Commission	10,000,000.00	10,000,000.00	-	-	0.0%	10,000,000.00
057500100100 - Anambra State Disability Rights Commission	Purchase of Equipment for Disability Rights Commission	20,000,000.00	20,000,000.00	-	-	0.0%	20,000,000.00
057500100100 - Anambra State Disability Rights Commission	Monitoring and Evaluation Activities	10,000,000.00	10,000,000.00	-	-	0.0%	10,000,000.00
057500100100 - Anambra State Disability Rights Commission	Capacity building on Access Computer Technology and Braille Literacy Inst	10,000,000.00	10,000,000.00	-	-	0.0%	10,000,000.00
057500100100 - Anambra State Disability Rights Commission	Volunteer Readers Program for Blind Students	10,000,000.00	10,000,000.00	-	-	0.0%	10,000,000.00