



# **KOGI STATE GOVERNMENT**

---

## **BUDGET PERFORMANCE REPORT QUARTER 3, 2023**

25th October, 2023

## Contents

1	Executive Summary.....	3
1.A	Overview .....	3
2	Detailed Analysis of Budget Performance .....	5
2.A.1	Personnel – Economic Sub-Account Type 21.....	5
2.A.2	Overheads - Economic Account Class 2202 .....	5
2.A.3	Capital - Economic Sub-Account Type 23 .....	5
2.A.4	Others - Economic Account Classes 2203-2208 as applicable.....	6
2.B	Revenue Performance.....	6
2.C	Recurrent Expenditure Performance .....	6
2.D	Capital Expenditure Performance .....	6
2.E	Conclusions .....	6
2.F	Summary Fiscal Performance Graphs .....	9
3	Budget Reports .....	14
3.A	Summary .....	14
3.B	Revenue by Administrative Classification .....	15
3.C	Revenue by Economic Classification .....	18
3.D	Expenditure by Administrative Classification.....	25
3.E	Expenditure by Economic Classification.....	38
3.F	Expenditure by Function .....	47
3.G	Capital Expenditure Details.....	56

## List of Reports

Table 1: Budget Summary .....	14
Table 2: Total Revenue by Administrative Classification.....	15
Table 3: Total Revenue by Economic Classification.....	18
Table 4: Total Expenditure by Administrative Classification .....	25
Table 5: Personnel Expenditure by Administrative Classification .....	28
Table 6: Overhead Expenditure by Administrative Classification .....	31
Table 7: Capital Expenditure by Administrative Classification .....	34
Table 8: Other Expenditure by Administrative Classification.....	36
Table 9: Total Expenditure by Economic Classification .....	38
Table 10: Total Expenditure by Function.....	47
Table 11: Personnel Expenditure by Function.....	49
Table 12: Overhead Expenditure by Function .....	51
Table 13: Capital Expenditure by Function.....	53

Table 14: Other Expenditure by Function ..... 55

Table 15: Capital Expenditure by Project ..... 56

# 1 Executive Summary

## 1.A Overview

Budget Performance Report is a deliberate attempt to sustain information flow to the stakeholders and the general public on the application of public funds for the purpose of interrogating and offering suggestions that will deepen transparency, accountability and value for money. Expectedly, the report shows sectoral/MDAs allocations and actual performance of the allocated resources.

This report includes the original budget appropriation for the year 2023 against each organizational unit for each of the core economic classification of expenditures (Personnel, Overheads, Capital, and Others); the actual expenditures for the quarter Q3, attributed to each organizational unit, as well as the cumulative expenditures for year to date, and balances against each of the revenue and expenditure appropriations. The tables show separately, the actual performances for the quarter and performances to date (i.e., quarter 1, quarter 2 and quarter 3) against each of the revenue and expenditure budgeted figures (See table 1).

From the table 1, the total recurrent revenue (Government share of FAAC and Internally Generated Revenue) has total budgetary provision of N108,248,278,186. Of this sum, N85,016,014,054 was achieved with 78.5% performance. Whereas Government Share of FAAC has total budgetary provision of N83,421,536,921. Of this sum, N67,009,888,771.72 was achieved with performance of 80.3% and Internally Generated Revenue has total budgetary provision of N24,826,741,265. Of this sum, N18,006,125,282.28 was achieved with performance of 72.5% as at the end of third quarter.

In addition, the sum of N63,842,509,106 was budgeted as total capital receipt from various sources. They include Aid and Grants and Capital Development Fund (CDF) Receipts. This is further disaggregated into Foreign and Domestic Capital Receipts. The performance of Capital Receipts stood at N27,939,500,263.98 as of September 30, 2023, representing 43.8% performance.

On the other hand, the total recurrent expenditure (Personnel, Overhead and Other Recurrent Costs) has annual appropriation of N101,345,018,141. Of this sum, N83,578,796,194.16 was spent, representing 82.5% performance. The Personnel Costs was N53,542,002,481 out of which the sum of N40,685,917,249.53 was also spent, representing 76.0% performance. The Overhead Costs appropriated was N36,722,688,599 out of which the sum of N21,895,374,823.37 was expended, representing 59.6% performance. In addition, other Recurrent cost (2203-2208) was appropriated the sum of N11,080,327,061. Out of this, N20,997,504,121.26 was spent, representing 189.5% performance.

The total Capital Expenditure was N70,745,769,151. However, only the sum of N21,723,505,085.33 was expended, as at September 30, 2023, representing 30.7% performance.

## Conclusion

The total approved revenue for 2023 fiscal year stands at N172,090,787,292, out of which the total sum of N136,540,347,538.70 was realized, including the opening balance, representing 79.3% performance as of September 30 2023. However, the total actual revenue (Government share of FAAC, Internally Generated Revenue, Aid and Grants and Capital Development Fund Receipts) performance without the Opening Balance stood at N112,955,514,317.98 representing 65.6% (See table 1 & 2).

On the other hand, the Approved total expenditure for 2023 fiscal year was N N172,090,787,292, Of this, the total sum of N105,302,301,279.49 was expended, representing 61.2% performance as at September 30, 2023.

Furthermore, from the table 3 & 9, the total revenue estimates for (January – September), 2023 fiscal year was N172,090,787,292. (Internally Generated Revenue, Federation Accounts and Capital Receipts). However, the total sum of N112,955,514,317.98 was realized, representing 65.6% performance for the year. If the Opening balance is added, the performance will rise to N136,540,347,538.70 representing 79.3%. Out of this amount, the sum of N18,006,125,282.28 came from Internally Generated Revenue Sources. The low performance of IGR can be attributed to obsolete revenue laws domicile in State MDAs, N67,009,888,771.72 came from Federal Transfer while N27,939,500,263.98 came from Capital Receipts.

On the other hands, the Total Expenditure estimates from (January – September) 2023 fiscal year was N172,090,787,292 consisting of Personnel Costs, Overhead Costs, Public Debt Charges and Capital Expenditure. Out of this, the total sum of N105,302,301,279.49 was expended, representing 61.2% performance for the quarter under review. A further break down of the performance indicates that, the sum of N40,685,917,249.53 was for Personnel Costs, N21,895,374,823.37 was for Overhead Costs, N20,997,504,121.26 was for public debts charges and others and N21,723,505,085.33 was for Capital Expenditure.

## 2 Detailed Analysis of Budget Performance

The Budget Performance Report for Kogi is prepared quarterly and issued within four weeks from the end of each quarter. It is on this premise that this third quarter 2023 Budget performance is concluded on the 23rd October, 2023.

This report includes the original approved budget appropriation for the year 2023 against each organizational unit for each of the core economic classification of expenditures (Personnel, Overheads, Capital, and Others); the actual expenditures for the quarter Q3, attributed to each organizational unit, as well as the cumulative expenditures for year to date, and balances against each of the revenue and expenditure appropriations.

This report assesses the Q3 of the approved 2023 budget against each organizational unit. The actual total expenditures for quarter 3 (Q3) stood at N40,931,910,608.17 while, the cumulative Q1 – Q3 total expenditure (2023 Performance Year to Date (Q1-Q3)) stood at N105,302,301,279.49. Also, the actual total revenue realised for Q3 from the core economic classification of revenue, Government Share of FAAC, IGR and Capital Receipts was N48,318,795,326.98. While, 2023 Performance Year to Date (Q1-Q3) stood at N112,955,514,317.98 without the Opening Balance but with the Opening Balance, it stood at N136,540,347,538.70.

Tabular representation of the above analysis is shown below.

Code	Economic	2023 Original Budget	2023 Q3 Performance	2023 Performance Year to Date (Q1-Q3)	% Performance Year to Date against 2023 Original Budget	Balance (against Original Budget)
1	Revenue	172,090,787,292.00	48,318,795,326.98	112,955,514,317.98	65.60%	59,135,272,974.02
2	EXPENDITURES	172,090,787,292.00	40,931,910,608.17	105,302,301,279.49	61.20%	66,788,486,012.51

The core economic classifications refer to:

### 2.A.1 Personnel – Economic Sub-Account Type 21

Personnel costs comprise of salaries and allowances of civil servants. It also includes the salaries for statutory positions such as the Auditor General, Political Office Holders, and the Judiciary etc.

Code	Economic	2023 Original Budget	2023 Q3 Performance	2023 Performance Year to Date (Q1-Q3)	% Performance Year to Date against 2023 Original Budget	Balance (against Original Budget)
21	PERSONNEL COST	53,542,002,481.00	14,225,572,948.08	40,685,917,249.53	76.00%	12,856,085,231.47

### 2.A.2 Overheads - Economic Account Class 2202

Overheads comprise mainly operational and maintenance costs for running the government.

Code	Economic	2023 Original Budget	2023 Q3 Performance	2023 Performance Year to Date (Q1-Q3)	% Performance Year to Date against 2023 Original Budget	Balance (against Original Budget)
2202	OVERHEAD COST	36,722,688,599.00	11,615,825,540.52	21,895,374,823.37	59.60%	14,827,313,775.63

### 2.A.3 Capital - Economic Sub-Account Type 23

Capital expenditure refers to costs of projects that generate State assets (e.g. roads, schools, hospitals, etc). Capital expenditure includes the main investments and programmes of government.

Code	Economic	2023 Original Budget	2023 Q3 Performance	2023 Performance Year to Date (Q1-Q3)	% Performance Year to Date against 2023 Original Budget	Balance (against Original Budget)
23	CAPITAL EXPENDITURE	70,745,769,151.00	12,089,773,872.27	21,723,505,085.33	30.70%	49,022,264,065.67

## 2.A.4 Others - Economic Account Classes 2203-2208 as applicable

Others Economic Account Classes include Public debt charges, transfers-payment, grants and contributions. This is funds used in servicing loans collected to fund capital projects. It also includes movement of funds from one MDA to others and also to individuals and corporate organisations

Code	Economic	2023 Original Budget	2023 Q3 Performance	2023 Performance Year to Date (Q1-Q3)	% Performance Year to Date against 2023 Original Budget	Balance (against Original Budget)
2203	LOANS AND ADVANCEMENTS	677,850.00		-	0.00%	677,850.00
2204	GRANTS AND CONTRIBUTIONS	198,906,643.00	2,938,890.00	122,582,238.13	61.60%	76,324,404.87
2206	PUBLIC DEBT CHARGES	8,089,621,595.00	356,346,418.82	17,467,442,996.65	215.90%	-9,377,821,401.65
2207	TRANSFERS-PAYMENTS	2,743,020,973.00	341,452,938.48	1,107,478,886.48	40.40%	1,635,542,086.52
2208	TRANSFERS-PAYMENTS	48,100,000.00	2,300,000,000.00	2,300,000,000.00	4781.70%	-2,251,900,000.00

## 2.B Revenue Performance

The Budget Performance Report is produced by the Ministry of Finance, Budget and Economic Planning in conjunction with the Office of Accountant-General and published on the official websites of Kogi State Government and Ministry of Finance, Budget and Economic Planning respectively.

The table below shows the summary of revenue performance of Kogi State

Code	Economic	2023 Original Budget	2023 Q3 Performance	2023 Performance Year to Date (Q1-Q3)	% Performance Year to Date against 2023 Original Budget	Balance (against Original Budget)
1	Revenue	172,090,787,292.00	48,318,795,326.98	112,955,514,317.98	65.60%	59,135,272,974.02
11	GOVERNMENT SHARE OF FAAC	83,421,536,921.00	29,229,112,458.88	67,009,888,771.72	80.30%	16,411,648,149.28
12	INDEPENDENT REVENUE	24,826,741,265.00	4,637,080,067.39	18,006,125,282.28	72.50%	6,820,615,982.72
13	AID AND GRANTS	22,917,099,086.00	13,168,017,149.97	26,600,968,617.87	116.10%	-3,683,869,531.87
14	CAPITAL DEVELOPMENT FUND (CDF) RECEIPTS	40,925,410,020.00	1,284,585,650.74	1,338,531,646.11	3.30%	39,586,878,373.89

## 2.C Recurrent Expenditure Performance

The table below shows the Recurrent Expenditure performance of Kogi State

Code	Economic	2023 Original Budget	2023 Q3 Performance	2023 Performance Year to Date (Q1-Q3)	% Performance Year to Date against 2023 Original Budget	Balance (against Original Budget)
2	EXPENDITURES	172,090,787,292.00	40,931,910,608.17	105,302,301,279.49	61.20%	66,788,486,012.51
21	PERSONNEL COST	53,542,002,481.00	14,225,572,948.08	40,685,917,249.53	76.00%	12,856,085,231.47
22	OTHER RECURRENT COSTS	47,803,015,660.00	14,616,563,787.82	42,892,878,944.63	89.70%	4,910,136,715.37

## 2.D Capital Expenditure Performance

The table below shows the Capital Expenditure performance of Kogi State at Economic Account Classes

Code	Economic	2023 Original Budget	2023 Q3 Performance	2023 Performance Year to Date (Q1-Q3)	% Performance Year to Date against 2023 Original Budget	Balance (against Original Budget)
23	CAPITAL EXPENDITURE	70,745,769,151.00	12,089,773,872.27	21,723,505,085.33	30.70%	49,022,264,065.67

## 2.E Conclusions

In conclusion, therefore, the Budget performance for the third quarter ending October 2023 is 61.2%. This performance is impressive, given the prevailing harsh economic environment occasioned by nationwide security issues and subsidy removal crisis.

Quarter 3 performance is assessed against the original 2023 budget, as no supplementary or revised budget has been passed to date in 2023. However, **supplementary Budget/Virement process are on-**

**going**, mainly on the following items that have already been overspent. So, the public shall soon be communicated on revised budget where the negative balance items are resolved.

It may interest us to note that the Grants performed strongly because of palliative donation as result of fuel subsidy removal and individual/cooperation organisations donations to the State. However, Loans/Borrowing performed low because all arrangement to access the funds are in process. The funds will drop in this last quarter, and it will be reported in the Q4 Report.

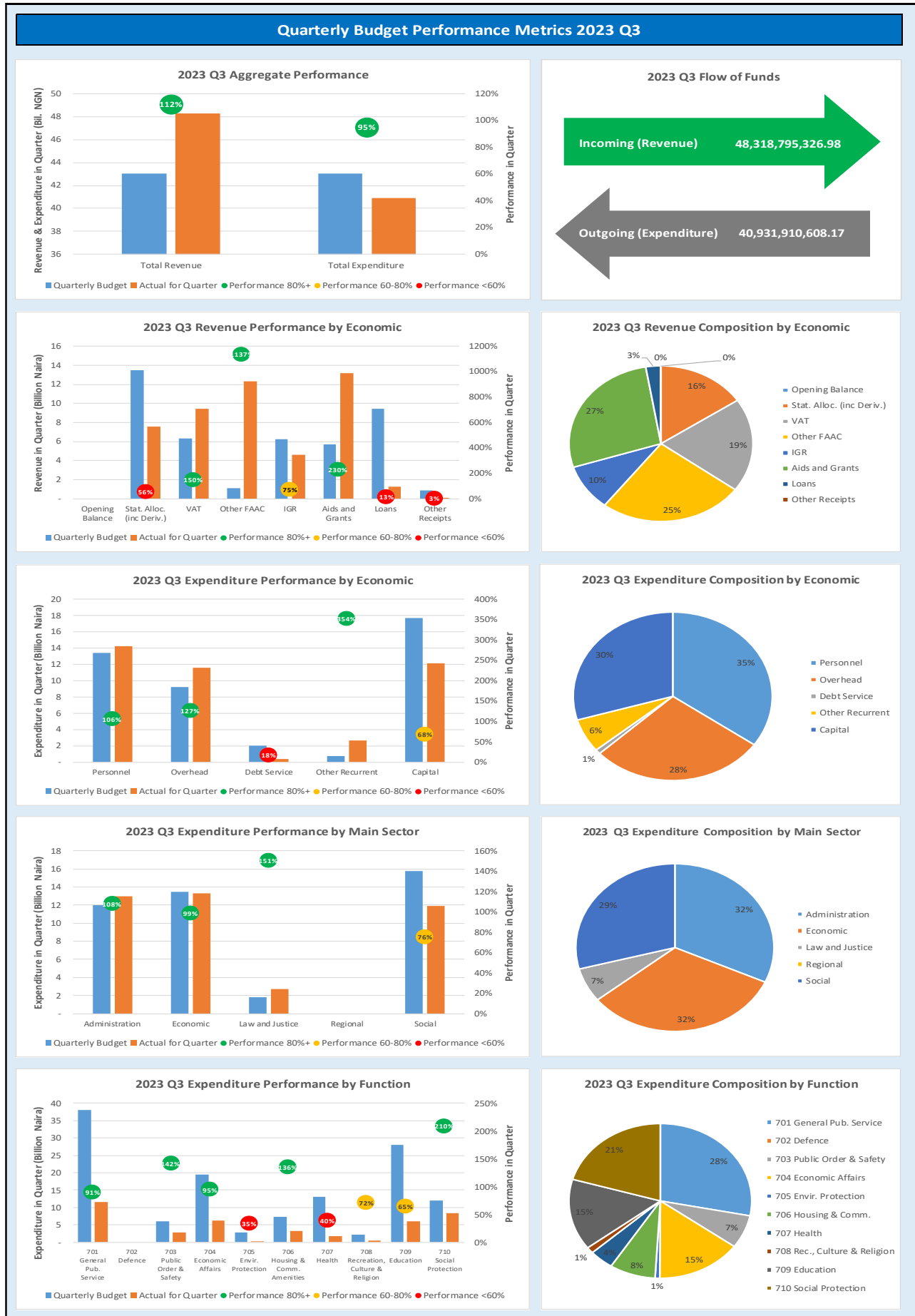
Furthermore, some of the MDAs that are yet to spend are still processing their funds, while some got their funds late and just commenced spending. Report on their spending will be captured in the last quarter report.

Code	Administrative Unit	2023 Original Budget	2023 Q3 Performance	2023 Performance Year to Date (Q1-Q3)	% Performance Year to Date against 2023 Original Budget	Balance (against Original Budget)
12300100100	MINISTRY OF INFORMATION AND COMMUNICATION	715,592,196.00	394,398,104.06	1,103,999,484.80	154.30%	-388,407,288.80
22000110100	BUDGET AND ECONOMIC PLANNING	872,375,110.00	2,513,481,829.97	2,550,722,344.20	292.40%	-1,678,347,234.20
22000200100	DEBT MANAGEMENT OFFICE	8,181,481,595.00	356,346,418.82	17,467,442,996.65	213.50%	-9,285,961,401.65
23400300100	ROAD MAINTENANCE AGENCY	533,085,831.00	2,736,773,067.46	3,309,038,757.70	620.70%	-2,775,952,926.70
26200100100	MINISTRY OF RURAL AND ENERGY DEVELOPMENT	3,486,709,730.00	2,847,130,816.02	4,287,051,635.43	123.00%	-800,341,905.43
32600100100	MINISTRY OF JUSTICE	1,268,971,623.00	1,755,301,540.15	2,027,276,371.69	159.80%	-758,304,748.69
51400100100	MINISTRY OF WOMEN AFFAIRS AND SOCIAL DEVELOPMENT	739,671,303.00	3,343,102,740.93	3,394,432,329.81	458.90%	-2,654,761,026.81
51700900100	ADULT & NON-FORMAL EDUCATION BOARD	58,429,850.00	11,140,538.56	63,220,338.96	108.20%	-4,790,488.96



Code	Economic	2023 Original Budget	2023 Q3 Performance	2023 Performance Year to Date (Q1-Q3)	% Performance Year to Date against 2023 Original Budget	Balance (against Original Budget)
21010108	SALARY OF KOGI UNITED AND KOGI QUEENS	64,025,000.00	29,550,000.00	88,650,000.00	138.50%	-24,625,000.00
21020108	AUXILIARY STAFF & IT STUDENTS ALLOWANCE	25,500,000.00	6,000,000.00	50,000,000.00	196.10%	-24,500,000.00
<b>2103</b>	<b>SOCIAL BENEFITS</b>	<b>13,427,848,135.00</b>	<b>4,998,522,600.15</b>	<b>14,610,481,458.64</b>	<b>108.80%</b>	<b>-1,182,633,323.64</b>
<b>210301</b>	<b>SOCIAL BENEFITS</b>	<b>13,427,848,135.00</b>	<b>4,998,522,600.15</b>	<b>14,610,481,458.64</b>	<b>108.80%</b>	<b>-1,182,633,323.64</b>
21030102	PENSION (STATE)	9,020,000,000.00	3,199,062,983.84	9,376,591,618.52	104.00%	-356,591,618.52
21030106	PENSION (LG)	3,600,848,135.00	1,399,459,616.31	4,433,647,840.12	123.10%	-832,799,705.12
22020107	FIELD TRIP EXPENSES	1,400,000.00	6,551,700.00	6,551,700.00	468.00%	-5,151,700.00
22020304	DRUGS AND MEDICAL SUPPLIES	91,506,350.00	31,888,467.50	92,149,446.50	100.70%	-643,096.50
22020330	FUEL SUBSIDY REMOVAL PALLIATIVES		2,300,000,000.00	2,300,000,000.00		-2,300,000,000.00
22020333	IFAD ASSISTED VALUE CHAIN DEVELOPMENT PROGRAMME OPERATIONAL COST		54,771,813.51	54,771,813.51		-54,771,813.51
22020622	ROAD OPENING/DEMOLITION EXERCISE/SCHEME (SITE AND SERVICES)/COURT SUMMONS (OVER ILLEGAL STRUCTURES)/SIGN POST AND STREET NAMING	2,000,000.00	400,000.00	2,900,000.00	145.00%	-900,000.00
<b>220207</b>	<b>CONSULTING &amp; PROFESSIONAL SERVICES - GENERAL</b>	<b>1,866,732,138.00</b>	<b>2,230,197,523.25</b>	<b>3,189,050,478.76</b>	<b>170.80%</b>	<b>-1,322,318,340.76</b>
22020701	CONSULTANCY SERVICES/FINANCIAL CONSULTING	703,684,031.00	442,670,389.00	1,280,712,317.11	182.00%	-577,028,286.11
22020704	STATE CASES/JUDGEMENT DEBTS SETTLEMENT/ASSIZES EXPENSES/ASSESOR'S FEES	181,200,000.00	1,597,308,000.00	1,597,312,500.00	881.50%	-1,416,112,500.00
22020705	STATISTICAL INVESTIGATION/DATA COLLECTION	31,280,667.00	101,500,000.00	101,500,000.00	324.50%	-70,219,333.00
<b>220209</b>	<b>FINANCIAL CHARGES - GENERAL</b>	<b>677,213,320.00</b>	<b>319,480,243.90</b>	<b>1,167,775,510.89</b>	<b>172.40%</b>	<b>-490,562,190.89</b>
22020901	BANK CHARGES (OTHER THAN INTEREST)/SPECIAL CONVEYANCE & BANK CHARGES/FAAC MEETINGS	574,949,087.00	287,749,375.89	1,098,283,225.98	191.00%	-523,334,138.98
22021051	CASH TRANSFER EXPENSES	65,000,000.00	3,316,624,477.00	3,316,624,477.00	5102.50%	-3,251,624,477.00
22040112	TAKE OFF GRANT FOR THE IMPLEMENTATION OF NEWLY CREATED AGENCY/DEPARTMENT	25,000,000.00		100,000,000.00	400.00%	-75,000,000.00
2206	PUBLIC DEBT CHARGES	8,089,621,595.00	356,346,418.82	17,467,442,996.65	215.90%	-9,377,821,401.65
<b>220601</b>	<b>FOREIGN INTEREST / DISCOUNT</b>	<b>250,000,000.00</b>	<b>101,667,753.08</b>	<b>271,449,392.25</b>	<b>108.60%</b>	<b>-21,449,392.25</b>
22060102	FOREIGN INTEREST /DISCOUNT - LONG TERM BORROWINGS	250,000,000.00	101,667,753.08	271,449,392.25	108.60%	-21,449,392.25
<b>220602</b>	<b>DOMESTIC INTEREST / DISCOUNT</b>	<b>3,455,000,000.00</b>		<b>6,210,002,738.83</b>	<b>179.70%</b>	<b>-2,755,002,738.83</b>
22060202	DOMESTIC INTEREST /DISCOUNT - LONG TERM BORROWINGS	3,455,000,000.00		6,210,002,738.83	179.70%	-2,755,002,738.83
<b>220603</b>	<b>FOREIGN PRINCIPAL</b>	<b>500,000,000.00</b>	<b>254,678,665.74</b>	<b>864,716,349.92</b>	<b>172.90%</b>	<b>-364,716,349.92</b>
22060302	FOREIGN PRINCIPAL - LONG TERM BORROWINGS	500,000,000.00	254,678,665.74	864,716,349.92	172.90%	-364,716,349.92
<b>220604</b>	<b>DOMESTIC PRINCIPAL</b>	<b>3,884,621,595.00</b>		<b>10,121,274,515.65</b>	<b>260.50%</b>	<b>-6,236,652,920.65</b>
22060402	DOMESTIC PRINCIPAL - LONG TERM BORROWINGS	3,884,621,595.00		10,121,274,515.65	260.50%	-6,236,652,920.65
23020113	CONSTRUCTION / PROVISION OF AGRICULTURAL FACILITIES	822,000,000.00	895,829,696.07	895,829,696.07	109.00%	-73,829,696.07
23030101	REHABILITATION / REPAIRS OF RESIDENTIAL BUILDING	191,373,072.00	135,317,378.74	1,096,051,775.36	572.70%	-904,678,703.36
23030113	REHABILITATION / REPAIRS ROADS	965,300,636.00	2,733,848,063.08	3,528,718,289.04	365.60%	-2,563,417,653.04

## 2.F Summary Fiscal Performance Graphs



### 2023 Q3 Revenue Performance by Economic

### 2023 Q3 Revenue Composition by Economic

Category	Percentage
Opening Balance	3%
Stat. Alloc. (inc. Deriv.)	0%
VAT	27%
Other FAAC	10%
IGR	16%
Aids and Grants	19%
Loans	25%
Other Receipts	0%

### 2023 Q3 Expenditure Performance by Economic

### 2023 Q3 Expenditure Composition by Economic

Category	Percentage
Personnel	35%
Overhead	28%
Debt Service	30%
Other Recurrent	6%
Capital	1%

### 2023 Q3 Expenditure Performance by Main Sector

### 2023 Q3 Expenditure Composition by Main Sector

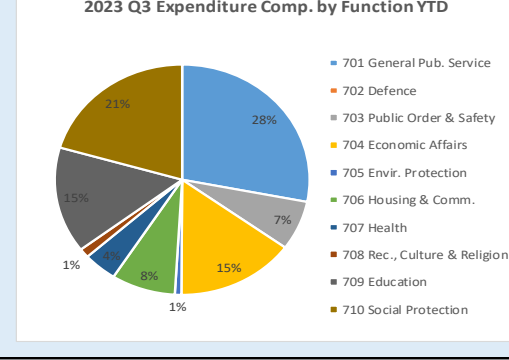
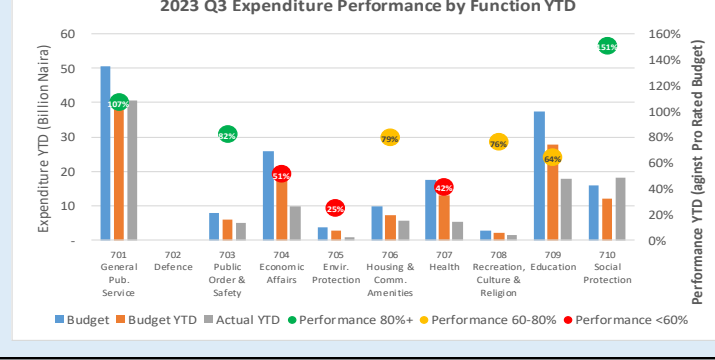
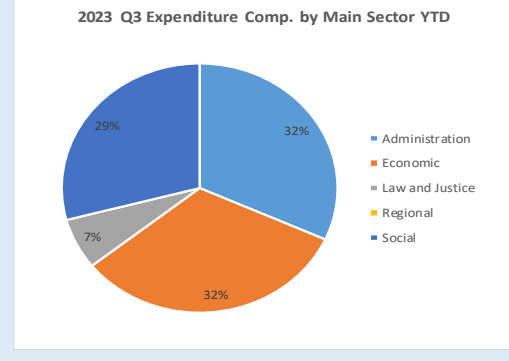
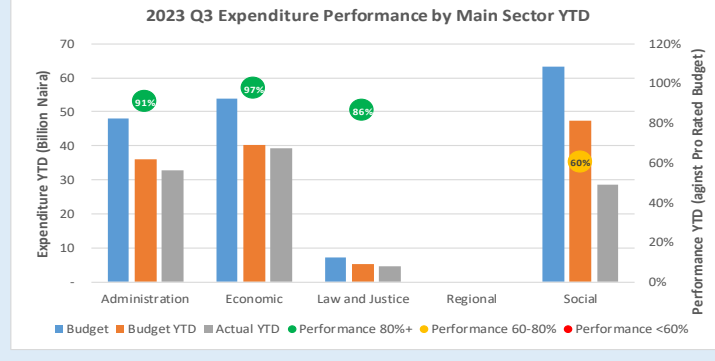
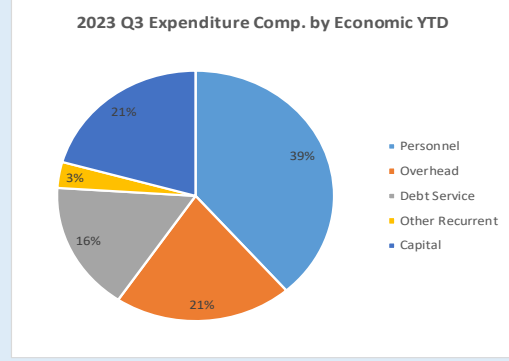
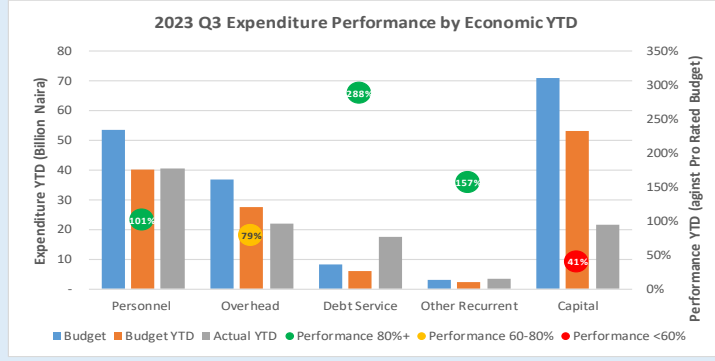
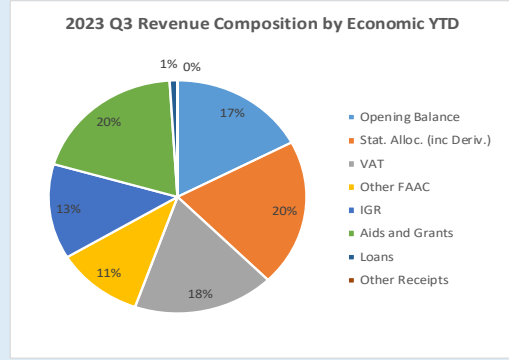
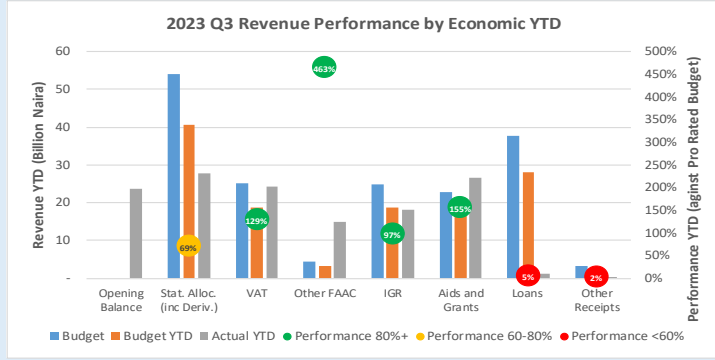

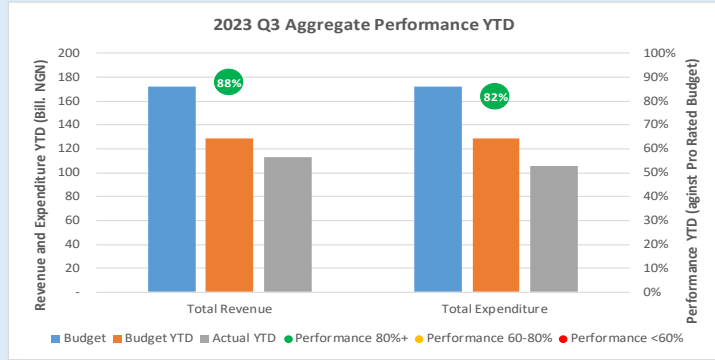
Category	Percentage
Administration	32%
Economic	32%
Law and Justice	7%
Regional	29%
Social	0%

### 2023 Q3 Expenditure Performance by Function

### 2023 Q3 Expenditure Composition by Function

Category	Percentage
701 General Pub. Service	28%
702 Defence	21%
703 Public Order & Safety	15%
704 Economic Affairs	15%
705 Envir. Protection	1%
706 Housing & Comm. Amenities	8%
707 Health	1%
708 Rec., Culture & Religion	7%
709 Education	1%
710 Social Protection	1%

Year to Date (YTD) Performance Metrics 2023 Q3



The graphs above show the Budget Performance for the third quarter and cumulative quarters (Q1-Q3) of 2023 fiscal year.

The total approved revenue for 2023 fiscal year stands at N172,090,787,292. Out of this, the sum of N43,022,696,823 is for the third quarter estimates for both recurrent and capital receipts (July-September), while N129,068,090,469 is for the cumulative (Q1-Q3) estimates for both recurrent and capital receipts (January-September) 2023. However, the total sum of N48,318,795,326.98 was realized, representing 112.31% performance for third quarter while, N112,955,514,317.98 was realized, representing 87.52% performance for Cumulative Q1-Q3 performance.

On the other hand, the approved budget expenditure for 2023 fiscal year was N172,090,787,292. Out of this, the sum of N43,022,696,823 was for the third quarter budgetary provision for both recurrent and capital expenditure (July-September 2023), While, N129,068,090,469 was for Cumulative Q1-Q3 estimates budgetary provision for both recurrent and capital expenditure (January-September, 2023). However, the actual expenditure for the third quarter was N40,931,910,608.17 representing 95.14% performance, and that of Cumulative Q1-Q3 performance is N105,302,301,279.49 representing 81.59% performance.

The total recurrent revenue estimates (Budgetary Provisions) for third quarter (July-September) 2023 was N27,062,069,546.50 (Internally Generated Revenue (IGR) + Federal Transfer). Out of this estimate IGR is estimated as N6,206,685,316.25 and Federal Transfer provision is N20,855,384,230.25 with breakdown as shown in the bracket (Statutory Allocation & Kogi state Mineral Fund (13% Derivation) is N13,500,000,000, Share of VAT is N6,275,000,000 and Other FAAC Revenues is N1,080,384,230.25), However, the total sum of N33,866,192,526.27 was realized in third quarter, representing 125.14% performance. Out of this amount realized, N4,637,080,067.39 came from Internally Generated Revenue Sources with 74.71% while N29,229,112,458.88 came from Federal Transfer with 140.15%. The breakdown of the Federal Transfer is shown in the bracket (Statutory Allocation & Kogi state Mineral Fund (13% Derivation) is N7,543,919,566.22 with 55.88%, Share of VAT is N9,403,654,137.29 with 149.86% and Other FAAC Revenues is N12,281,538,755.37 with 1,136.78%)

The total recurrent revenue estimates (Budgetary Provisions) for Cumulative Q1-Q3 estimates (January – September) 2023 was N81,186,208,639.50 (Internally Generated Revenue (IGR) + Federal Transfer). Out of this estimate IGR is estimated as N18,620,055,948.75 and Federal Transfer provision is N62,566,152,690.75 with breakdown as shown in the bracket (Statutory Allocation & Kogi state Mineral Fund (13% Derivation) is N40,500,000,000, Share of VAT is N18,825,000,000 and Other FAAC Revenues is N3,241,152,690.75), However, the total sum of N85,016,014,054 was realized in the cumulative Q1-Q3 performance, representing 104.72% performance. Out of this amount realized, N18,006,125,282.28 came from Internally Generated Revenue Sources with 96.70% while N67,009,888,771.72 came from Federal Transfer with 107.10%. The breakdown of the Federal Transfer is shown in the bracket (Statutory Allocation & Kogi state Mineral Fund (13% Derivation) is N27,793,988,422.76 with 68.63%, Share of VAT is N24,193,688,233.41 with 128.52% and Other FAAC Revenues is N15,022,212,115.55 with 463.48%)

Similarly, the total approved capital receipts for the year 2023 is N63,842,509,106 out of this the sum of N15,960,627,276.50 represents the second quarter figures (July-September 2023), this comprises of AID AND GRANTS, LOANS/ BORROWINGS RECEIPT, & OTHER CAPITAL RECEIPTS with their quarter figures: N5,729,274,771.50, N9,394,953,031.25 & N836,399,473.75 respectively. However, the sum N27,939,500,263.98 was collected, representing 58.35% performance of the total capital receipt. Out of this sum, N14,452,602,800.71 with 90.55% represent the second quarter performance. This is further broken down into AID AND GRANTS with performance as N13,168,017,149.97(229.84%), LOANS/ BORROWINGS

RECEIPT with performance as N1,259,996,378.93 (13.41%) and OTHER CAPITAL RECEIPTS with performance as N24,589,271.81 (2.94%)

Furthermore, the sum of N47,881,881,829.50 represents cumulative Q1-Q3 figures (January-September 2023), this comprises of AID AND GRANTS, LOANS/ BORROWINGS RECEIPT, & OTHER CAPITAL RECEIPTS with their cumulative year figures: N17,187,824,314.50, N28,184,859,093.75 & N2,509,198,421.25 respectively. The sum of N27,939,500,263.98 with 58.35% was realized representing the cumulative Q1-Q2 year performance. This is further broken down into AID AND GRANTS with performance as N26,600,968,617.87 (154.77%), LOANS/ BORROWINGS RECEIPT with performance as N1,296,873,585.33 (4.60%) and OTHER CAPITAL RECEIPTS with performance as N41,658,060.78 (1.66%).

The approved recurrent expenditure for the period under review (July-September 2023) was N25,336,254,535.25. Out of this budgetary provision, Personnel Cost is N13,385,500,620.25, Overhead Cost is N9,180,672,149.75, Public Service is N2,022,405,398.75 and Other Recurrent is N747,676,366.50. However, the actual recurrent expenditure for the same period was N28,842,136,735.90 representing 113.84% performance. The actuals breakdown is as follows: Personnel Costs is N14,225,572,948.08 with 106.28%, Overhead Cost is N11,615,825,540.52 with 126.52%, Public Service is N356,346,418.82 with 17.62% and Other Recurrent is N2,644,391,828.48 with 353.68%.

The approved recurrent expenditure for cumulative Q1-Q3 estimates (January-September 2023) budgetary provision is N76,008,763,605.75. Out of this budgetary provision, Personnel Cost is N40,156,501,860.75, Overhead Cost is N27,542,016,449.25, Public Service is N6,067,216,196.25 and Other Recurrent is N2,243,029,099.50. However, the actual for the same period was N83,578,796,194.16 representing 109.96% performance. The breakdown is as follows: Personnel Costs is N40,685,917,249.53 with 101.32%, Overhead Cost is N21,895,374,823.37 with 79.50%, Public Service is N17,467,442,996.65 with 287.90% and Other Recurrent is N3,530,061,124.61 with 157.38%.

The total sum of N70,745,769,151 was approved for capital expenditure for the year 2023. Out of this, the sum of N17,686,442,287.75 was for the third quarter estimates (July-September 2023) and N53,059,326,863.25 is cumulative Q1-Q3 estimates provision (January-September 2023) while the sum of N21,723,505,085.33 was the total actual capital expenditure for capital budgetary provision for the year, representing 30.70% performance. Out of this amount, N12,089,773,872.27 was realized for third quarter representing 68.36% performance while, N21,723,505,085.33 was realized for cumulative Q1-Q3 performance representing 40.94%

The total sectoral allocation in Kogi State Stood at N172,090,787,292 of the year 2023 Approved Budget Expenditure. A breakdown of allocations to the sectors with total approved budgetary provisions are: Administrative N48,089,094,174, Economic N53,697,184,800, Law and Justice N7,161,229,533 and Social N63,143,278,785. The projected provisions for the 4 sectors in third quarter of the year 2023 is N43,022,696,823 which is broken into: Administrative - N12,022,273,543.50, Economic - N13,424,296,200.00 Law & Justice - N1,790,307,383.25 and Social - N15,785,819,696.25. It is noted that the 4 sectors' performances for third quarter (July-September 2023) are as follow: Administrative N13,002,827,494.36 with 108.16%, Economic N13,308,040,683.66 with 99.13%, Law & Justice N2,701,519,334.75 with 150.90% and Social N11,919,523,095.39 with 75.51%.

However, the 4 Sectors have total Approved budgetary provisions for cumulative Q1-Q3 performance of the year 2023 (January-September 2023) at N129,068,090,469.00, which is broken into N36,066,820,630.50 for Administrative, N40,272,888,600 for Economic, N5,370,922,149.75 for Law&Justice and N47,357,459,088.75 for Social Sector. It may interest us to note that the total approved cumulative Q1-Q3 budgetary provision

(January-September 2023) has its performance as N105,302,301,279.49, representing 81.59%. This is broken into the following performances for cumulative Q1-Q3 performance (January- September 2023): Administrative at N32,781,317,178.04 with 90.89%, Economic at N39,258,127,893.04 with 97.48%, Law & Justice at N4,644,066,372.56 with 86.47% and Social at N28,618,789,835.84 with 60.43%.

Finally, the total Functional allocation in Kogi State Stood at N172,090,787,292 of the year 2023 Approved Budget Expenditure. This is breakdown to 9 main functions of government with total approved budgetary provisions as: General Public Services N50,666,048,092, Public Order and Safety N7,995,751,382, Economic Affairs N25,958,090,215, Environmental Protection N3,899,123,815, Housing and Community Amenities N9,780,098,332, Health N17,557,067,637, Recreation, Culture And Religion N2,929,291,821, Education N37,296,051,899 and Social protection N16,009,264,099. However, the 9 Main Functions of Government have total approved budgetary provisions for third quarter of the year 2023 as N43,022,696,823 which is broken into General Public Services N12,666,512,023, Public Order and Safety N1,998,937,845.50, Economic Affairs N6,489,522,553.75, Environmental Protection N974,780,953.75, Housing And Community Amenities N2,445,024,583, Health N4,389,266,909.25, Recreation, Culture And Religion N732,322,955.25, Education N9,324,012,974.75 and Social protection N4,002,316,024.75. It may interest us to note that the 9 Main Functions of Government performances for third quarter (July-September, 2023) are as follow: General Public Services N11,499,638,539.42 with 90.79%, Public Order and Safety N2,837,480,765.76 with 141.95%, Economic Affairs N6,169,112,489.60 with 95.06%, Environmental Protection N338,418,790.89 with 34.72%, Housing And Community Amenities N3,329,783,545.57 with 136.19%, Health N1,755,984,822.44 with 40.01%, Recreation, Culture And Religion N526,952,555.15 with 71.96%, Education N6,089,046,835.32 with 65.31% and Social protection N8,385,492,264.00 with 209.52%.

However, the 9 Main Functions of Government have total approved budgetary provisions for cumulative Q1-Q3 estimate of the year 2023(January-September, 2023) as N129,068,090,469 which is broken into General Public Services N37,999,536,069, Public Order and Safety N5,996,813,536.50, Economic Affairs N19,468,567,661.25, Environmental Protection N2,924,342,861.25, Housing And Community Amenities N7,335,073,749, Health N13,167,800,727.75, Recreation, Culture And Religion N2,196,968,865.75, Education N27,972,038,924.25 and Social protection N12,006,948,074.25. It may interest us to note that the 9 Main Functions of Government performances for cumulative Q1-Q3 (January-September, 2023) are as follow: General Public Services N40,693,295,384.15 with 107.09%, Public Order and Safety N 4,924,922,084.05 with 82.13%, Economic Affairs N9,956,995,402 with 51.14%, Environmental Protection N734,724,122.44 with 25.12%, Housing And Community Amenities N5,820,979,044.31 with 79.36%, Health N5,478,142,035.25 with 41.60%, Recreation, Culture And Religion N1,667,798,147.04 with 75.91%, Education N17,917,428,698.44 with 64.05% and Social protection N18,108,016,361.81 with 150.81%.

### 3 Budget Reports

#### 3.A Summary

Table 1: Budget Summary

**Kogi State Government 2023 Q3 Budget Performance Report - Summary**

Item	2023 Original Budget	2023 Q3 Performance	2023 Performance Year to Date (Q1-Q3)	% Performance Year to Date against 2023 Original Budget	Balance (against Original Budget)
<b>Opening Balance</b>	-	-	<b>23,584,833,220.72</b>		- <b>23,584,833,220.72</b>
<b>Recurrent Revenue</b>	<b>108,248,278,186.00</b>	<b>33,866,192,526.27</b>	<b>85,016,014,054.00</b>	<b>78.5%</b>	<b>23,232,264,132.00</b>
11 - GOVERNMENT SHARE OF FAAC	83,421,536,921.00	29,229,112,458.88	67,009,888,771.72	80.3%	16,411,648,149.28
12 - INDEPENDENT REVENUE	24,826,741,265.00	4,637,080,067.39	18,006,125,282.28	72.5%	6,820,615,982.72
<b>Recurrent Expenditure</b>	<b>101,345,018,141.00</b>	<b>28,842,136,735.90</b>	<b>83,578,796,194.16</b>	<b>82.5%</b>	<b>17,766,221,946.84</b>
21 - PERSONNEL COST (INCLUDING 2201 WHERE APPROPRIATE)	53,542,002,481.00	14,225,572,948.08	40,685,917,249.53	76.0%	12,856,085,231.47
22 - OTHER RECURRENT COSTS (EXCLUDING 2201)	47,803,015,660.00	14,616,563,787.82	42,892,878,944.63	89.7%	4,910,136,715.37
<i>Breakdown of Other Recurrent Costs</i>					
2202 - OVERHEAD COST	36,722,688,599.00	11,615,825,540.52	21,895,374,823.37	59.6%	14,827,313,775.63
OTHER RECURRENT (2203-2209)	11,080,327,061.00	3,000,738,247.30	20,997,504,121.26	189.5%	- 9,917,177,060.26
<b>Transfer to Capital Account</b>	<b>6,903,260,045.00</b>	<b>5,024,055,790.37</b>	<b>25,022,051,080.56</b>	<b>362.5%</b>	- <b>18,118,791,035.56</b>
<b>Other Receipts</b>	<b>63,842,509,106.00</b>	<b>14,452,602,800.71</b>	<b>27,939,500,263.98</b>	<b>43.8%</b>	<b>35,903,008,842.02</b>
13 - AID AND GRANTS	22,917,099,086.00	13,168,017,149.97	26,600,968,617.87	116.1%	- 3,683,869,531.87
14 - CAPITAL DEVELOPMENT FUND (CDF) RECEIPTS	40,925,410,020.00	1,284,585,650.74	1,338,531,646.11	3.3%	39,586,878,373.89
<b>Capital Expenditure</b>	<b>70,745,769,151.00</b>	<b>12,089,773,872.27</b>	<b>21,723,505,085.33</b>	<b>30.7%</b>	<b>49,022,264,065.67</b>
23 - CAPITAL EXPENDITURE	70,745,769,151.00	12,089,773,872.27	21,723,505,085.33	30.7%	49,022,264,065.67
<b>Total Revenue (including OB)</b>	<b>172,090,787,292.00</b>	<b>48,318,795,326.98</b>	<b>136,540,347,538.70</b>	<b>79.3%</b>	<b>35,550,439,753.30</b>
<b>Total Expenditure</b>	<b>172,090,787,292.00</b>	<b>40,931,910,608.17</b>	<b>105,302,301,279.49</b>	<b>61.2%</b>	<b>66,788,486,012.51</b>

### 3.B Revenue by Administrative Classification

Table 2: Total Revenue by Administrative Classification

**Kogi State Government Budget Performance Report 2023 Q3 - Total Revenue by Administrative Classification**

Code	Administrative Unit	2023 Original Budget	2023 Q3 Performance	2023 Performance Year to Date (Q1-Q3)	% Performance Year to Date against 2023 Original Budget	Balance (against Original Budget)
	<b>Total Revenue</b>	<b>172,090,787,292.00</b>	<b>48,318,795,326.98</b>	<b>112,955,514,317.98</b>	<b>65.6%</b>	<b>59,135,272,974.02</b>
<b>0100000000</b>	<b>ADMINISTRATION SECTOR</b>	<b>6,779,405,581.00</b>	<b>1,830,176,905.19</b>	<b>4,944,390,956.59</b>	<b>72.9%</b>	<b>1,835,014,624.41</b>
<b>0111000000</b>	<b>GOVERNORS OFFICE</b>	<b>5,220,782,037.00</b>	<b>1,384,360,044.15</b>	<b>4,069,948,944.15</b>	<b>78.0%</b>	<b>1,150,833,092.85</b>
011101000100	BUREAU OF PUBLIC PROCUREMENT (BPP)	12,049,000.00	3,468,824.08	6,739,524.08	55.9%	5,309,475.92
011103500100	KOGI STATE PENSION COMMISSION	5,208,733,037.00	1,380,891,220.07	4,063,209,420.07	78.0%	1,145,523,616.93
<b>0161000000</b>	<b>OFFICE OF THE SECRETARY TO THE STATE GOV</b>	<b>653,050,000.00</b>	<b>130,920,086.77</b>	<b>283,538,106.46</b>	<b>43.4%</b>	<b>369,511,893.54</b>
016100100100	OFFICE OF THE SECRETARY TO THE STATE GOV	-	-	450,000.00	-	450,000.00
016103800100	CHRISTIAN PILGRIMS COMMISSION	50,050,000.00	-	25,160,000.00	50.3%	24,890,000.00
016103700100	KOGI STATE HAJJ COMMISSION	3,000,000.00	10,005.00	2,010,005.00	67.0%	989,995.00
016105500100	STATE SECURITY TRUST FUND	600,000,000.00	130,910,081.77	255,918,101.46	42.7%	344,081,898.54
<b>0123000000</b>	<b>MINISTRY OF INFORMATION AND COMMUNICA</b>	<b>27,250,350.00</b>	<b>905,400.00</b>	<b>3,676,037.60</b>	<b>13.5%</b>	<b>23,574,312.40</b>
012300100100	MINISTRY OF INFORMATION AND COMMUNICATI	3,250,350.00	-	49,000.00	1.5%	3,201,350.00
012300300100	KOGI STATE BROADCASTING CORPORATION	15,000,000.00	641,000.00	3,228,537.60	21.5%	11,771,462.40
012301300100	KOGI STATE NEWSPAPER CORPORATION	9,000,000.00	264,400.00	398,500.00	4.4%	8,601,500.00
<b>0125000000</b>	<b>OFFICE OF THE HEAD OF CIVIL SERVICE</b>	<b>764,868.00</b>	<b>46,950.00</b>	<b>154,750.00</b>	<b>20.2%</b>	<b>610,118.00</b>
012500100100	OFFICE OF THE HEAD OF CIVIL SERVICE	764,868.00	46,950.00	154,750.00	20.2%	610,118.00
<b>0140000000</b>	<b>OFFICE OF THE STATE AUDITOR-GENERAL</b>	<b>510,258,326.00</b>	<b>138,574,173.99</b>	<b>411,102,118.10</b>	<b>80.6%</b>	<b>99,156,207.90</b>
014000100100	OFFICE OF THE STATE AUDITOR-GENERAL	59,367,895.00	202,344.99	3,766,115.10	6.3%	55,601,779.90
014000200100	OFFICE OF THE LOCAL GOVT. AUDITOR-GENERA	450,890,431.00	138,371,829.00	407,336,003.00	90.3%	43,554,428.00
<b>0147000000</b>	<b>CIVIL SERVICE COMMISSION</b>	<b>5,200,000.00</b>	<b>-</b>	<b>380,750.00</b>	<b>7.3%</b>	<b>4,819,250.00</b>
014700100100	CIVIL SERVICE COMMISSION	5,200,000.00	-	380,750.00	7.3%	4,819,250.00
<b>0149000000</b>	<b>LOCAL GOVERNMENT SERVICE COMMISSION</b>	<b>362,100,000.00</b>	<b>175,370,250.28</b>	<b>175,590,250.28</b>	<b>48.5%</b>	<b>186,509,749.72</b>
014900100100	LOCAL GOVERNMENT SERVICE COMMISSION	362,100,000.00	175,370,250.28	175,590,250.28	48.5%	186,509,749.72
<b>0200000000</b>	<b>ECONOMIC SECTOR</b>	<b>143,130,737,550.00</b>	<b>43,827,455,870.85</b>	<b>101,343,975,274.42</b>	<b>70.8%</b>	<b>41,786,762,275.58</b>
<b>0215000000</b>	<b>MINISTRY OF AGRICULTURE</b>	<b>1,842,462,088.00</b>	<b>10,394,340.00</b>	<b>67,540,033.00</b>	<b>3.7%</b>	<b>1,774,922,055.00</b>
021500100100	MINISTRY OF AGRICULTURE	1,837,412,088.00	10,394,340.00	67,540,033.00	3.7%	1,769,872,055.00
021500300100	KOGI AGRICULTURAL DEVELOPMENT PROJECT (A	3,250,000.00	-	-	0.0%	3,250,000.00
021500500100	KOGI AGRO-ALLIED COMPANY	1,800,000.00	-	-	0.0%	1,800,000.00
<b>0220000000</b>	<b>MINISTRY OF FINANCE, BUDGET AND ECONOM</b>	<b>137,926,183,803.00</b>	<b>43,497,888,686.13</b>	<b>99,301,919,716.05</b>	<b>72.0%</b>	<b>38,624,264,086.95</b>
022000100100	MINISTRY OF FINANCE, BUDGET AND ECONOMIC	36,603,095,469.00	10,531,350,735.44	19,237,886,051.20	52.6%	17,365,209,417.80
022000700100	OFFICE OF THE ACCOUNTANT GENERAL	83,528,536,921.00	29,253,553,102.58	67,048,199,068.50	80.3%	16,480,337,852.50
022000800100	KOGI STATE INTERNAL REVENUE SERVICE (KGR	17,794,551,413.00	3,712,984,848.11	13,015,497,937.25	73.1%	4,779,053,475.75
022001200100	KOGI INVESTMENT & PROPERTIES LTD	-	-	336,659.10	-	336,659.10
<b>0222000000</b>	<b>MIN. OF COMMERCE &amp; INDUSTRY</b>	<b>378,688,000.00</b>	<b>41,917,899.00</b>	<b>117,652,831.26</b>	<b>31.1%</b>	<b>261,035,168.74</b>
022200100100	MIN. OF COMMERCE & INDUSTRY	305,700,000.00	37,128,049.00	105,776,231.26	34.6%	199,923,768.74
022205300100	KOGI STATE MARKET DEVELOPMENT BOARD	72,988,000.00	4,789,850.00	11,876,600.00	16.3%	61,111,400.00
<b>0229000000</b>	<b>MINISTRY OF TRANSPORT</b>	<b>167,500,000.00</b>	<b>42,612,803.47</b>	<b>106,895,766.97</b>	<b>63.8%</b>	<b>60,604,233.03</b>
022900100100	MINISTRY OF TRANSPORT	167,500,000.00	42,612,803.47	106,895,766.97	63.8%	60,604,233.03
<b>0233000000</b>	<b>MINISTRY OF SOLID MINERAL AND NATURAL</b>	<b>500,000,000.00</b>	<b>2.00</b>	<b>3.00</b>	<b>0.0%</b>	<b>499,999,997.00</b>
023300100100	MINISTRY OF SOLID MINERAL AND NATURAL RES	250,000,000.00	2.00	3.00	0.0%	249,999,997.00
023300100200	KOGI STATE SOLID MINERALS DEVELOPMENT AG	250,000,000.00	-	-	0.0%	250,000,000.00
<b>0234000000</b>	<b>MINISTRY OF WORKS AND HOUSING</b>	<b>85,150,000.00</b>	<b>5,082,337.35</b>	<b>9,481,837.70</b>	<b>11.1%</b>	<b>75,668,162.30</b>
023400100100	MINISTRY OF WORKS AND HOUSING	55,150,000.00	2,557,837.35	2,833,837.35	5.1%	52,316,162.65
023400400100	KOGI STATE FIRE AGENCY	30,000,000.00	2,524,500.00	6,648,000.35	22.2%	23,351,999.65



Code	Administrative Unit	2023 Original Budget	2023 Q3 Performance	2023 Performance Year to Date (Q1-Q3)	% Performance Year to Date against 2023 Original Budget	Balance (against Original Budget)
<b>0236000000</b>	<b>MIN. OF CULTURE &amp; TOURISM</b>	<b>8,120,000.00</b>	<b>514,050.00</b>	<b>975,300.00</b>	<b>12.0%</b>	<b>7,144,700.00</b>
023600100100	MIN. OF CULTURE & TOURISM	2,100,000.00	139,000.00	151,500.00	7.2%	1,948,500.00
023600300100	COUNCIL FOR ARTS AND CULTURE	1,000,000.00	10,000.00	65,000.00	6.5%	935,000.00
023605200100	HOTEL AND TOURISM BOARD	5,020,000.00	365,050.00	758,800.00	15.1%	4,261,200.00
<b>0252000000</b>	<b>MINISTRY OF WATER RESOURCES</b>	<b>84,740,886.00</b>	<b>119,000.00</b>	<b>195,900.00</b>	<b>0.2%</b>	<b>84,544,986.00</b>
025200100100	MINISTRY OF WATER RESOURCES	250,000.00	-	-	0.0%	250,000.00
025210200100	KOGI STATE WATER BOARD	84,490,886.00	119,000.00	195,900.00	0.2%	84,294,986.00
<b>0253000000</b>	<b>BUREAU FOR LANDS AND URBAN DEVELOPEME</b>	<b>1,575,292,773.00</b>	<b>228,851,752.90</b>	<b>1,739,238,886.44</b>	<b>110.4%</b>	<b>- 163,946,113.44</b>
025300100100	BUREAU FOR LANDS AND URBAN DEVELOPMENT	601,729,657.00	75,497,800.69	1,501,282,454.80	249.5%	- 899,552,797.80
025300200100	KOGI STATE UTILITY INFRASTRUCTURE MANAGE	779,870,000.00	145,396,200.00	204,441,700.00	26.2%	575,428,300.00
025300900100	KOGI STATE TOWN PLANNING AND DEVELOPEME	193,693,116.00	7,957,752.21	33,514,731.64	17.3%	160,178,384.36
<b>0262000000</b>	<b>MINISTRY OF RURAL AND ENERGY DEVELOPM</b>	<b>562,600,000.00</b>	<b>75,000.00</b>	<b>75,000.00</b>	<b>0.0%</b>	<b>562,525,000.00</b>
026200100100	MINISTRY OF RURAL AND ENERGY DEVELOPMENT	562,600,000.00	75,000.00	75,000.00	0.0%	562,525,000.00
<b>0300000000</b>	<b>LAW &amp; JUSTICE SECTOR</b>	<b>36,975,740.00</b>	<b>5,787,983.31</b>	<b>12,942,744.81</b>	<b>35.0%</b>	<b>24,032,995.19</b>
<b>0318000000</b>	<b>KOGI STATE JUDICIAL SERVICE COMMISSION</b>	<b>26,665,240.00</b>	<b>3,185,862.71</b>	<b>10,243,124.21</b>	<b>38.4%</b>	<b>16,422,115.79</b>
031801100100	KOGI STATE JUDICIAL SERVICE COMMISSION	165,240.00	8,100.00	25,800.00	15.6%	139,440.00
031805100100	HIGH COURT OF JUSTICE	25,000,000.00	2,935,162.71	9,589,824.21	38.4%	15,410,175.79
031805200100	CUSTOMARY COURT OF APPEAL	500,000.00	48,500.00	48,500.00	9.7%	451,500.00
031805300100	SHARIA COURT OF APPEAL	1,000,000.00	194,100.00	579,000.00	57.9%	421,000.00
<b>0326000000</b>	<b>MINISTRY OF JUSTICE</b>	<b>10,310,500.00</b>	<b>2,602,120.60</b>	<b>2,699,620.60</b>	<b>26.2%</b>	<b>7,610,879.40</b>
032600100100	MINISTRY OF JUSTICE	10,310,500.00	2,602,120.60	2,699,620.60	26.2%	7,610,879.40
<b>0500000000</b>	<b>SOCIAL SECTOR</b>	<b>22,143,668,421.00</b>	<b>2,655,374,567.63</b>	<b>6,654,205,342.16</b>	<b>30.1%</b>	<b>15,489,463,078.84</b>
<b>0513000000</b>	<b>MINISTRY OF YOUTH &amp; SPORTS</b>	<b>12,100,000.00</b>	<b>9,000.00</b>	<b>12,000.00</b>	<b>0.1%</b>	<b>12,088,000.00</b>
051300100100	MINISTRY OF YOUTH & SPORTS	100,000.00	9,000.00	12,000.00	12.0%	88,000.00
051300200100	KOGI STATE SPORTS COUNCIL	12,000,000.00	-	-	0.0%	12,000,000.00
<b>0514000000</b>	<b>MINISTRY OF WOMEN AFFAIRS AND SOCIAL I</b>	<b>4,623,230.00</b>	<b>350,000.00</b>	<b>1,572,000.00</b>	<b>34.0%</b>	<b>3,051,230.00</b>
051400100100	MINISTRY OF WOMEN AFFAIRS AND SOCIAL DEV	4,623,230.00	350,000.00	1,572,000.00	34.0%	3,051,230.00
<b>0517000000</b>	<b>MINISTRY OF EDUCATION, SCIENCE AND TECH</b>	<b>5,616,930,368.00</b>	<b>1,304,590,347.80</b>	<b>4,972,601,469.36</b>	<b>88.5%</b>	<b>644,328,898.64</b>
051700100100	MINISTRY OF EDUCATION, SCIENCE AND TECHN	458,988,540.00	4,345,000.00	293,260,521.55	63.9%	165,728,018.45
051700200100	STATE UNIVERSAL BASIC EDUCATION BOARD	763,125,550.00	4,230,000.00	597,589,167.85	78.3%	165,536,382.15
051700800100	KOGI STATE LIBRARY BOARD	500,000.00	305,000.00	570,000.00	114.0%	- 70,000.00
051700900100	ADULT & NON-FORMAL EDUCATION BOARD	55,000.00	-	-	0.0%	55,000.00
051701800100	KOGI STATE POLYTECHNIC, LOKOJA	663,575,000.00	70,749,300.00	502,206,303.30	75.7%	161,368,696.70
051701900100	COLLEGE OF EDUCATION, ANKPA	114,355,500.00	12,934,920.00	50,812,420.00	44.4%	63,543,080.00
051702000100	COLLEGE OF EDUCATION TECHNICAL, KABBA	13,400,000.00	1,254,900.00	8,143,300.00	60.8%	5,256,700.00
051702100100	PRINCE ABUBAKAR AUDU UNIVERSITY, ANYIGBA	1,312,000,000.00	130,000,000.00	1,380,000,000.00	105.2%	- 68,000,000.00
051702500100	CONFLUENCE UNIVERSITY OF SCIENCE AND TEC	2,254,319,823.00	1,080,425,227.80	2,138,925,756.66	94.9%	115,394,066.34
051705400100	KOGI STATE SCIENCE, TECHNOLOGY EDUCATION	33,000,000.00	-	-	0.0%	33,000,000.00
051705600100	STATE SCHOLARSHIP BOARD	500,000.00	-	-	0.0%	500,000.00
051706500100	NIGERIA-KOREA FRIENDSHIP INSTITUTE	3,110,955.00	346,000.00	1,094,000.00	35.2%	2,016,955.00
<b>0521000000</b>	<b>MINISTRY OF HEALTH</b>	<b>3,783,545,278.00</b>	<b>1,330,237,375.30</b>	<b>1,586,949,720.87</b>	<b>41.9%</b>	<b>2,196,595,557.13</b>
052100100100	MINISTRY OF HEALTH	315,235,338.00	823,000.00	2,474,500.00	0.8%	312,760,838.00
052100200100	KOGI STATE HEALTH INSURANCE AGENCY	1,566,700,000.00	330,000.00	460,000.00	0.0%	1,566,240,000.00
052100300100	PRIMARY HEALTHCARE DEVELOPMENT AGENCY	1,400,000,000.00	1,204,659,536.40	1,204,659,536.40	86.0%	195,340,463.60

Code	Administrative Unit	2023 Original Budget	2023 Q3 Performance	2023 Performance Year to Date (Q1-Q3)	% Performance Year to Date against 2023 Original Budget	Balance (against Original Budget)
052102600100	PRINCE ABUBAKAR AUDU UNIVERSITY TEACHING	44,500,000.00	7,056,950.00	20,604,148.00	46.3%	23,895,852.00
052102700100	KOGI STATE SPECIALIST HOSPITAL, LOKOJA	256,000,000.00	58,529,333.90	181,150,681.92	70.8%	74,849,318.08
052110200100	KOGI STATE HOSPITAL MANAGEMENT BOARD	45,737,440.00	13,556,555.00	35,676,854.55	78.0%	10,060,585.45
052110400100	COLLEGE OF NURSING AND MIDWIFERY, OBANGE	97,025,000.00	8,300,000.00	93,600,000.00	96.5%	3,425,000.00
052110600100	COLLEGE OF HEALTH SCIENCE & TECHNOLOGY, I	58,347,500.00	36,982,000.00	48,324,000.00	82.8%	10,023,500.00
<b>0535000000</b>	<b>MINISTRY OF ENVIRONMENT</b>	<b>11,493,000,000.00</b>	<b>20,187,844.53</b>	<b>93,070,151.93</b>	<b>0.8%</b>	<b>11,399,929,848.07</b>
053500100100	MINISTRY OF ENVIRONMENT	11,300,000,000.00	10,836,844.53	52,876,551.93	0.5%	11,247,123,448.07
053501600100	STATE ENVIRONMENTAL PROTECTION AGENCY	125,000,000.00	8,574,500.00	37,552,000.00	30.0%	87,448,000.00
053505300100	SANITATION & WASTE MANAGEMENT BOARD	68,000,000.00	776,500.00	2,641,600.00	3.9%	65,358,400.00
<b>0551000000</b>	<b>MINISTRY OF LOCAL GOVERNMENT AND CHIEF</b>	<b>1,233,469,545.00</b>	<b>-</b>	<b>-</b>	<b>0.0%</b>	<b>1,233,469,545.00</b>

### 3.C Revenue by Economic Classification

Table 3: Total Revenue by Economic Classification

Kogi State Government Budget Performance Report 2023 Q3 - Total Revenue by Economic Classification

Code	Economic	2023 Original Budget	2023 Q3 Performance	2023 Performance Year to Date (Q1-Q3)	% Performance Year to Date against 2023 Original Budget	Balance (against Original Budget)
<b>1</b>	<b>Revenue</b>	<b>172,090,787,292.00</b>	<b>48,318,795,326.98</b>	<b>112,955,514,317.98</b>	<b>65.6%</b>	<b>59,135,272,974.02</b>
<b>11</b>	<b>GOVERNMENT SHARE OF FAAC</b>	<b>83,421,536,921.00</b>	<b>29,229,112,458.88</b>	<b>67,009,888,771.72</b>	<b>80.3%</b>	<b>16,411,648,149.28</b>
<b>1101</b>	<b>GOVERNMENT SHARE OF FAAC</b>	<b>83,421,536,921.00</b>	<b>29,229,112,458.88</b>	<b>67,009,888,771.72</b>	<b>80.3%</b>	<b>16,411,648,149.28</b>
<b>110101</b>	<b>STATE GOVERNMENT SHARE OF STATUTORY REVENUES</b>	<b>54,000,000,000.00</b>	<b>7,543,919,566.22</b>	<b>27,793,988,422.76</b>	<b>51.5%</b>	<b>26,206,011,577.24</b>
11010101	STATUTORY ALLOCATION	52,000,000,000.00	7,543,919,566.22	27,793,988,422.76	53.4%	24,206,011,577.24
11010104	KOGI STATE MINERAL FUND (13% DERIVATION)	2,000,000,000.00	-	-	0.0%	2,000,000,000.00
<b>110102</b>	<b>STATE GOVERNMENT SHARE OF VAT</b>	<b>25,100,000,000.00</b>	<b>9,403,654,137.29</b>	<b>24,193,688,233.41</b>	<b>96.4%</b>	<b>906,311,766.59</b>
11010201	SHARE OF VAT	25,100,000,000.00	9,403,654,137.29	24,193,688,233.41	96.4%	906,311,766.59
<b>110103</b>	<b>STATE GOVERNMENT SHARE OF OTHER FAAC REVENUES</b>	<b>4,321,536,921.00</b>	<b>12,281,538,755.37</b>	<b>15,022,212,115.55</b>	<b>347.6%</b>	<b>- 10,700,675,194.55</b>
11010301	EXCESS CRUDE	100,000,000.00	749,854,234.49	749,854,234.49	749.9%	- 649,854,234.49
11010302	FOREX EQUALISATION	200,000,000.00	131,856,680.35	1,252,638,463.34	626.3%	- 1,052,638,463.34
11010304	BUDGET AUGMENTATION	790,000,000.00	2,075,779,701.35	2,947,246,266.89	373.1%	- 2,157,246,266.89
11010305	NON-OIL REVENUE	1,000,000,000.00	-	181,871,283.24	18.2%	818,128,716.76
11010306	EXCHANGE DIFFERENCE	1,000,000,000.00	5,924,827,964.85	6,095,569,214.49	609.6%	- 5,095,569,214.49
11010309	RECOVERED EXCESS BANK CHARGES	231,536,921.00	1,216,360,296.85	1,216,360,296.85	525.3%	- 984,823,375.85
11010316	SOLID MINERALS	500,000,000.00	-	395,812,478.77	79.2%	104,187,521.23
11010317	ECOLOGICAL FUND	500,000,000.00	-	-	0.0%	500,000,000.00
11010318	ELECTRONIC MONEY TRANSFER (EMT)	-	2,182,859,877.48	2,182,859,877.48	-	- 2,182,859,877.48
<b>12</b>	<b>INDEPENDENT REVENUE</b>	<b>24,826,741,265.00</b>	<b>4,637,080,067.39</b>	<b>18,006,125,282.28</b>	<b>72.5%</b>	<b>6,820,615,982.72</b>
<b>1201</b>	<b>TAX REVENUE</b>	<b>16,510,081,823.00</b>	<b>3,560,842,762.86</b>	<b>12,573,303,751.00</b>	<b>76.2%</b>	<b>3,936,778,072.00</b>
<b>120101</b>	<b>PERSONAL TAXES</b>	<b>11,680,835,742.00</b>	<b>2,667,858,043.45</b>	<b>8,085,192,877.53</b>	<b>69.2%</b>	<b>3,595,642,864.47</b>
12010102	PERSONAL INCOME TAX (PAYE)	11,426,835,742.00	2,602,941,270.91	7,970,184,148.73	69.7%	3,456,651,593.27
12010104	DIRECT ASSESSMENT TAX	250,000,000.00	64,698,372.54	113,707,052.80	45.5%	136,292,947.20
12010105	TAX CLEARANCE CERTIFICATE	4,000,000.00	218,400.00	1,301,676.00	32.5%	2,698,324.00
<b>120103</b>	<b>OTHER TAXES</b>	<b>4,829,246,081.00</b>	<b>892,984,719.41</b>	<b>4,488,110,873.47</b>	<b>92.9%</b>	<b>341,135,207.53</b>
12010303	WITHHOLDING TAX(LGAs)	1,647,621,122.00	613,974,694.56	1,576,949,639.13	95.7%	70,671,482.87
12010304	CONSUMPTION TAX	10,000,000.00	1,284,428.21	4,111,917.53	41.1%	5,888,082.47
12010306	CAPITAL GAIN TAX	8,000,000.00	182,499.99	264,699.99	3.3%	7,735,300.01
12010307	2% DEVELOPMENT LEVY	483,674,959.00	85,094,010.21	260,933,300.60	53.9%	222,741,658.40
12010308	INFRASTRUCTURAL MAINTENANCE LEVY	76,000,000.00	8,403,000.00	20,703,000.00	27.2%	55,297,000.00
12010309	ECONOMIC DEVELOPMENT LEVY	-	2.00	3.00	-	3.00
12010311	EDUCATION DEVELOPMENT LEVY	3,750,000.00	-	-	0.0%	3,750,000.00
12010312	ENVIRONMENTAL LEVY	115,000,000.00	6,872,500.00	33,656,000.00	29.3%	81,344,000.00
12010313	TAX AUDIT	2,100,000,000.00	122,844,145.02	2,384,408,592.39	113.5%	- 284,408,592.39
12010314	SOCIAL SERVICE CONTRIBUTION LEVY (CORPORATE)	220,200,000.00	34,050,036.27	146,621,778.90	66.6%	73,578,221.10
12010315	SOCIAL SERVICE CONTRIBUTION LEVY (INDIVIDUALS)	40,000,000.00	2,521,415.09	6,414,665.94	16.0%	33,585,334.06
12010316	1% PROJECT MORNITORING FUND	50,000,000.00	34,416.75	34,416.75	0.1%	49,965,583.25
12010317	STAMP DUTY	75,000,000.00	17,723,571.31	54,012,859.24	72.0%	20,987,140.76

Code	Economic	2023 Original Budget	2023 Q3 Performance	2023 Performance Year to Date (Q1-Q3)	% Performance Year to Date against 2023 Original Budget	Balance (against Original Budget)
<b>1202</b>	<b>NON-TAX REVENUE</b>	<b>8,316,659,442.00</b>	<b>1,076,237,304.53</b>	<b>5,432,821,531.28</b>	<b>65.3%</b>	<b>2,883,837,910.72</b>
<b>120201</b>	<b>LICENCES - GENERAL</b>	<b>1,023,312,438.00</b>	<b>187,296,842.95</b>	<b>321,710,243.95</b>	<b>31.4%</b>	<b>701,602,194.05</b>
12020101	REGISTRATION OF MARKET ASSOCIATION	120,000.00	-	-	0.0%	120,000.00
12020102	ENHANCED NATIONAL DRIVER'S LICENSE (ENDL)	60,561,900.00	18,400,000.00	42,100,000.00	69.5%	18,461,900.00
12020103	LEARNERS' PERMIT	1,973,250.00	290,000.00	2,510,100.00	127.2%	- 536,850.00
12020105	ANIMAL TRADE LICENSE	200,000.00	20,700.00	63,050.00	31.5%	136,950.00
12020106	HIDES AND SKIN BUYER LICENSE	80,000.00	16,000.00	47,401.00	59.3%	32,599.00
12020107	FISHING LICENCES / PERMIT	60,000.00	20,500.00	48,000.00	80.0%	12,000.00
12020109	AUCTIONEERS LICENSE	160,000.00	20,000.00	40,000.00	25.0%	120,000.00
12020114	MOTOR VEHICLE LICENCES	73,228,905.00	2,850,000.00	21,550,000.00	29.4%	51,678,905.00
12020115	CHURCH MARRIAGE LICENCES	130,000.00	-	20,000.00	15.4%	110,000.00
12020116	REGISTRATION OF NEW HOSPITALS & CLINICS	510,338.00	337,000.00	879,500.00	172.3%	- 369,162.00
12020117	CERTIFICATION OF PREMISE FOR HABITATION	120,000.00	-	-	0.0%	120,000.00
12020118	ENVIRONMENTAL PERMIT	3,500,000.00	1,071,500.00	1,508,000.00	43.1%	1,992,000.00
12020119	AUTO DATA/MOTOR VEHICLE REGISTRATION	18,388,125.00	3,450,000.00	24,500,000.00	133.2%	- 6,111,875.00
12020120	SURVEY VERIFICATION	1,500,000.00	-	-	0.0%	1,500,000.00
12020123	ACCREDITATION OF COMPUTERISED VEHICLE TESTING SERV	30,000,000.00	12,827,698.44	12,827,698.44	42.8%	17,172,301.56
12020125	ACCREDITATION OF HEALTHCARE PROVIDERS/FACILITIES	2,000,000.00	240,000.00	300,000.00	15.0%	1,700,000.00
12020126	RENEWAL OF HOSPITALS AND PRIVATE CLINICS	4,600,000.00	328,500.00	1,437,500.00	31.3%	3,162,500.00
12020127	REGISTRATION OF BEAUTY PAGEANT	500,000.00	-	-	0.0%	500,000.00
12020128	RIGHT OF WAY PERMIT FEE FOR FIBER OPTIC CABLE, ELECTR	500,000,000.00	-	53,948,000.00	10.8%	446,052,000.00
12020129	PERMIT FEE FOR MASTS/TOWERS/TRANSFORMERS/PARABOL	107,000,000.00	-	-	0.0%	107,000,000.00
12020130	ANNUAL RENEWAL OF PERMITS FOR MASTS/TOWERS	60,500,000.00	-	-	0.0%	60,500,000.00
12020131	ANNUAL RENEWAL OF RIGHT OF WAY	111,650,000.00	145,375,000.00	150,472,500.00	134.8%	- 38,822,500.00
12020132	REGISTRATION OF CONTRACTORS	3,296,000.00	-	-	0.0%	3,296,000.00
12020133	REGISTRATION OF POWER SAW OPERATION	140,000.00	-	50,000.00	35.7%	90,000.00
12020134	REGISTRATION OF HEALTHCARE PROVIDERS/FACILITIES	700,000.00	90,000.00	160,000.00	22.9%	540,000.00
12020135	REGISTRATION OF VETERINARY CLINICS	3,000,000.00	-	130,300.00	4.3%	2,869,700.00
12020137	REGISTRATION/DOCUMENTATION OF THEATRE TROUPES, VIS	200,000.00	-	-	0.0%	200,000.00
12020138	REGISTRATION AND RENEWAL OF VOLUNTARY ADULT/YOUTH	1,782,719.00	99,000.00	292,000.00	16.4%	1,490,719.00
12020140	REGISTRATION/RENEWAL OF ORPHANAGE HOMES	1,034,875.00	80,000.00	476,000.00	46.0%	558,875.00
12020141	REGISTRATION OF SAW MILLERS	600,000.00	-	-	0.0%	600,000.00
12020142	REGISTRATION/RENEWAL OF PATENT MEDICINE STORE	7,625,000.00	7,500.00	7,500.00	0.1%	7,617,500.00
12020143	REGISTRATION/RENEWAL OF PRIVATE INSTITUTION FEES	15,000,000.00	945,000.00	3,756,000.00	25.0%	11,244,000.00
12020144	REGISTRATION/ RENEWAL FEES OF ACCOUNTING AND AUDIT	1,421,000.00	192,944.51	1,042,944.51	73.4%	378,055.49
12020146	CONSULTANCY REGISTRATION FEES	250,000.00	-	-	0.0%	250,000.00
12020147	REGISTRATION/RENEWAL OF DAY-CARE CENTRES	32,666.00	10,000.00	114,000.00	349.0%	- 81,334.00
12020149	REGISTRATION OF POST LITERACY CLASSES (EXAM)	10,000.00	-	-	0.0%	10,000.00
12020151	HACKNEY PERMIT	6,387,660.00	250,000.00	2,650,500.00	41.5%	3,737,160.00
12020152	REGISTRATION OF PRIVATE SERVICE PROVIDERS UNDER PUB	50,000.00	20,000.00	30,000.00	60.0%	20,000.00
12020153	HOTEL REGISTRATION	5,000,000.00	355,500.00	749,250.00	15.0%	4,250,750.00
<b>120202</b>	<b>MINING RENTS</b>	<b>500,000,000.00</b>	<b>-</b>	<b>-</b>	<b>0.0%</b>	<b>500,000,000.00</b>
12020232	REGISTRATION FEES FROM SOLID MINERALS OPERATION	200,000,000.00	-	-	0.0%	200,000,000.00
12020233	SURFACE RENT (CHARGES) FROM QUARRY LEASE, MINING LE	150,000,000.00	-	-	0.0%	150,000,000.00

Code	Economic	2023 Original Budget	2023 Q3 Performance	2023 Performance Year to Date (Q1-Q3)	% Performance Year to Date against 2023 Original Budget	Balance (against Original Budget)
12020238	MILLING CHARGES	100,000,000.00	-	-	0.0%	100,000,000.00
12020239	QUARRYING CHARGES	50,000,000.00	-	-	0.0%	50,000,000.00
<b>120204</b>	<b>FEES - GENERAL</b>	<b>4,362,198,292.00</b>	<b>457,366,638.92</b>	<b>1,186,988,433.78</b>	<b>27.2%</b>	<b>3,175,209,858.22</b>
12020402	BUILDING POST APPROVAL FEES	13,715,250.00	1,486,162.12	4,349,197.47	31.7%	9,366,052.53
12020403	NEW NUMBER PLATE RATE	92,679,750.00	14,200,000.00	34,100,000.00	36.8%	58,579,750.00
12020404	CERTIFICATE OF ROAD WORTHINESS	32,000,000.00	9,737,995.62	45,693,829.24	142.8%	- 13,693,829.24
12020405	DESIGN AND MAINTENANCE OF STREET NAMING	3,102,250.00	-	182,650.00	5.9%	2,919,600.00
12020406	CHARGES FROM CONSULTANCY SALES OF FOREST PRODUCT	5,000,000.00	-	-	0.0%	5,000,000.00
12020407	PROCESSING FEE WITH R of O	950,000.00	5,000.00	5,000.00	0.5%	945,000.00
12020408	PROCESSING FEE WITH C of O	950,000.00	99,736.49	127,236.49	13.4%	822,763.51
12020409	TUITION FEES/SDC TUITION FEES	1,665,259,368.00	144,868,650.00	162,392,300.00	9.8%	1,502,867,068.00
12020410	CHARTING FEE FOR C OF O	2,280,000.00	957,447.60	2,423,837.60	106.3%	- 143,837.60
12020411	SURVEY BILL FEE FOR C OF O	1,500,000.00	163,000.00	554,816.00	37.0%	945,184.00
12020412	TRANSCRIPT FEES	55,568,000.00	50,000.00	50,000.00	0.1%	55,518,000.00
12020414	EVENING CLASSES/EXTRA-MURAL CENTRES/CLASSES	25,000.00	-	-	0.0%	25,000.00
12020415	CONTRACT REGISTRATION/RENEWAL FEES	4,546,000.00	25,000.00	25,000.00	0.5%	4,521,000.00
12020416	SURVEY DEPOSIT FEE FOR C OF O	600,000.00	-	57,080.00	9.5%	542,920.00
12020417	CONTRACT IDENTITY CARD	796,000.00	-	-	0.0%	796,000.00
12020421	CONTRACT DOCUMENT NON-REFUNDABLE TENDER FEES	122,768,629.00	121,102,906.01	126,473,545.27	103.0%	- 3,704,916.27
12020422	COURT FEE	12,800,000.00	2,847,730.75	8,355,498.17	65.3%	4,444,501.83
12020423	ACCEPTANCE OF ADMISSION LETTER	2,812,500.00	-	554,850.00	19.7%	2,257,650.00
12020424	FIRST SCHOOL LEAVING CERTIFICATE	176,000,000.00	-	-	0.0%	176,000,000.00
12020425	ADMIN. FEES FOR UNSERVICEABLE PLANTS, VEHICLES AND M	9,218,625.00	-	-	0.0%	9,218,625.00
12020426	CHARTING FEE FOR R OF O	2,280,000.00	155,000.00	540,692.32	23.7%	1,739,307.68
12020427	DEPOSIT FEE FOR R OF O	2,800,000.00	964,819.89	1,592,894.33	56.9%	1,207,105.67
12020428	ADMINISTRATIVE CHARGES	38,522,712.00	3,987,467.62	22,718,727.33	59.0%	15,803,984.67
12020429	CHANGE OF OWNERSHIP	9,000,000.00	-	-	0.0%	9,000,000.00
12020430	DRIVERS THEORY TEST (DTT) FEE	-	62,320.00	62,320.00	-	- 62,320.00
12020432	APPLICATION FEES FOR PLOT ALLOCATION	10,425,460.00	1,138,335.37	3,534,694.40	33.9%	6,890,765.60
12020433	EXAMINATION FEES	217,275,000.00	3,450,000.00	289,174,521.55	133.1%	- 71,899,521.55
12020434	LIBRARY FEES	1,500,000.00	100,000.00	100,000.00	6.7%	1,400,000.00
12020435	RECERTIFICATION & CONFIRMATION	350,000.00	160,000.00	200,000.00	57.1%	150,000.00
12020436	PROBATE FEE	5,000,000.00	135,931.96	1,282,826.04	25.7%	3,717,173.96
12020437	LOCAL TRADE FAIR FEE IN THE STATE	1,200,000.00	100,000.00	100,000.00	8.3%	1,100,000.00
12020438	APPEAL FEE	4,250,000.00	64,100.00	192,550.00	4.5%	4,057,450.00
12020439	PRODUCE GRADING FEES	120,000,000.00	5,000.00	50,067,000.00	41.7%	69,933,000.00
12020440	CHANGE OF LAND USE	1,584,619.00	-	-	0.0%	1,584,619.00
12020441	FEES FROM VOCATIONAL IMPROVEMENT CENTRES	10,000.00	-	-	0.0%	10,000.00
12020443	CLINICAL TREATMENT CHARGES (VET)	9,000,000.00	196,470.00	573,811.00	6.4%	8,426,189.00
12020445	BUILDING PLAN APPROVAL	108,016,904.00	2,491,289.40	11,715,992.25	10.8%	96,300,911.75
12020446	PROJECT IMPLEMENTATION COMMITTEE/PROJECT MANAGEM	1,038,540.00	-	-	0.0%	1,038,540.00
12020447	SITE AND BUILDING INSPECTION	13,412,000.00	426,000.00	1,315,000.00	9.8%	12,097,000.00
12020451	BUILDING PLAN REGISTRATION	13,412,000.00	318,180.00	1,062,180.00	7.9%	12,349,820.00
12020452	BUILDING PLAN PROCESSING	29,442,000.00	1,456,537.40	7,448,366.24	25.3%	21,993,633.76

Code	Economic	2023 Original Budget	2023 Q3 Performance	2023 Performance Year to Date (Q1-Q3)	% Performance Year to Date against 2023 Original Budget	Balance (against Original Budget)
12020454	BILL BOARD/SINGAGE FEES	2,500,000.00	968,600.00	3,260,450.00	130.4%	- 760,450.00
12020455	ENVIRONMENTAL IMPACT ASSESSMENT FEES	3,500,000.00	614,602.69	2,259,102.69	64.5%	1,240,897.31
12020456	FEES FOR REGISTRATION OF PUPILS INTO MINISTRY'S NUR/F	-	-	69,000.00	-	69,000.00
12020457	STATIONERIES AND CONSULTATION FEE	8,000,000.00	7,056,950.00	20,604,148.00	257.6%	- 12,604,148.00
12020458	ACCOMMODATION FEE	10,620,000.00	250,000.00	264,700.00	2.5%	10,355,300.00
12020459	INSTRUMENT FEES	3,000,000.00	100,000.00	100,000.00	3.3%	2,900,000.00
12020460	TRANSPORTATION FEES	7,500,000.00	250,000.00	250,000.00	3.3%	7,250,000.00
12020461	ENVIRONMENTAL CLEANING FEE	2,250,000.00	100,000.00	100,000.00	4.4%	2,150,000.00
12020462	APPLICATION AND PROCESSING FEE FOR NEW UTILITY INFRA	520,000.00	10,602.00	10,603.00	2.0%	509,397.00
12020464	PROCESSING OF PRIVATE LAYOUT	600,000.00	-	-	0.0%	600,000.00
12020465	SITE ANALYSIS	250,000.00	90,000.00	185,000.00	74.0%	65,000.00
12020466	DOCUMENT REG AND SEARCH	15,000,000.00	6,753,500.00	13,672,400.00	91.1%	1,327,600.00
12020467	RENTAL VALUATION FEES	3,600,000.00	8,935,000.00	17,484,698.39	485.7%	- 13,884,698.39
12020468	ESTABLISHMENT OF NURSERY/PRIMARY SCHOOL PROCESSIN	7,750,000.00	100,000.00	480,000.00	6.2%	7,270,000.00
12020469	TRADE TEST CHARGES	100,000.00	-	-	0.0%	100,000.00
12020470	STUDENTS ONLINE REGISTRATION	500,000.00	-	-	0.0%	500,000.00
12020472	OPHTHALMIC SERVICES FEE	3,900,000.00	1,000.00	1,000.00	0.0%	3,899,000.00
12020473	DENTAL SERVICES FEE	2,500,000.00	-	-	0.0%	2,500,000.00
12020474	AFFIDAVIT FEES/OATH FEE	4,450,000.00	130,002.00	386,453.00	8.7%	4,063,547.00
12020475	AMBULANCE SERVICES (HIRING) FEE	8,374,400.00	-	41,350.00	0.5%	8,333,050.00
12020476	CHARGES FROM SEMINARS AND WORKSHOPS	4,100,000.00	150,000.00	150,000.00	3.7%	3,950,000.00
12020478	X-RAY SERVICES FEE	13,200,000.00	-	-	0.0%	13,200,000.00
12020479	LABORATING SERVICES FEE	69,441,920.00	68,600.00	68,600.00	0.1%	69,373,320.00
12020482	MORTUARY SERVICES FEE	12,585,760.00	87,000.00	147,000.00	1.2%	12,438,760.00
12020483	WATER BOARD FORM	3,820,136.00	100,000.00	100,000.00	2.6%	3,720,136.00
12020484	NHIS FEE	32,000,000.00	-	1,410.00	0.0%	31,998,590.00
12020485	HAULAGE FEE	1,200,000,000.00	119,609,002.00	348,474,003.00	29.0%	851,525,997.00
12020487	BASIC LITERACY EXAMINATION	10,000.00	-	-	0.0%	10,000.00
12020491	SURGICAL OPERATION FEES	32,399,040.00	344,300.00	451,000.00	1.4%	31,948,040.00
12020492	MEDICAL CERTIFICATE	1,220,000.00	28,700.00	28,700.00	2.4%	1,191,300.00
12020493	SERVICE CHARGE (DRF)	8,500,000.00	-	-	0.0%	8,500,000.00
12020494	HOSPITAL BED CHARGES FEES	24,748,000.00	781,700.00	1,256,300.00	5.1%	23,491,700.00
12020495	WATER RATE FEE	84,000,000.00	41,000.00	75,100.00	0.1%	83,924,900.00
12020496	WATER CONNECTION FEE	168,429.00	41,000.00	41,000.00	24.3%	127,429.00
<b>120205</b>	<b>FINES - GENERAL</b>	<b>78,158,571.00</b>	<b>17,929,275.12</b>	<b>39,315,317.95</b>	<b>50.3%</b>	<b>38,843,253.05</b>
12020501	PENALTY	2,500,000.00	-	1,822,752.70	72.9%	677,247.30
12020504	CLAMPING SERVICES	5,000,000.00	-	-	0.0%	5,000,000.00
12020505	ROAD TRAFFIC OFFENCES	3,000,000.00	711,000.00	1,814,000.00	60.5%	1,186,000.00
12020506	WATER RECONNECTION FEE	8,571.00	-	-	0.0%	8,571.00
12020507	KOTRAMA REVENUE GENERATION	20,000,000.00	17,121,775.12	35,526,565.25	177.6%	- 15,526,565.25
12020509	PENALTY ON MEDICAL MALPRACTICES	2,000,000.00	80,000.00	80,000.00	4.0%	1,920,000.00
12020510	PENALTY FOR UNREGISTERED SCHOOLS	45,000,000.00	-	-	0.0%	45,000,000.00
12020511	SANITATION DAY EXERCISE FINE	400,000.00	12,500.00	68,000.00	17.0%	332,000.00
12020512	ENFORCEMENT & PROSECUTION OF SANITARY DEFAULTERS	150,000.00	4,000.00	4,000.00	2.7%	146,000.00



Code	Economic	2023 Original Budget	2023 Q3 Performance	2023 Performance Year to Date (Q1-Q3)	% Performance Year to Date against 2023 Original Budget	Balance (against Original Budget)
12020513	RELEASE OF ARRESTED STRAY ANIMALS	100,000.00	-	-	0.0%	100,000.00
<b>120206</b>	<b>SALES - GENERAL</b>	<b>325,912,405.00</b>	<b>4,618,572.11</b>	<b>9,052,626.33</b>	<b>2.8%</b>	<b>316,859,778.67</b>
12020602	SALES OF FINGERLINGS	10,000.00	-	-	0.0%	10,000.00
12020603	SALES OF CHEMICAL	10,000.00	-	-	0.0%	10,000.00
12020604	SALES OF GRAINS	20,000.00	-	-	0.0%	20,000.00
12020605	SALES OF VEGETABLES	100,000.00	-	-	0.0%	100,000.00
12020607	SALES OF FORMS	24,000,000.00	-	-	0.0%	24,000,000.00
12020611	PROCEED FROM AUCTION SALES OF CONFISCATED	30,000.00	-	-	0.0%	30,000.00
12020617	SALES OF APPLICATION / EMPLOYMENT FORM	15,465,240.00	3,308,100.00	3,325,800.00	21.5%	12,139,440.00
12020618	SALES OF APPLICATION FOR TRANSFER OF SERVICE FORMS	-	-	380,750.00	-	380,750.00
12020620	SALES OF DRUGS	91,000,000.00	-	-	0.0%	91,000,000.00
12020621	AUCTION SALES	150,000.00	-	-	0.0%	150,000.00
12020622	SALES OF APPLICATION FORM FOR VOCATIONAL INSTITUTIO	185,626.00	-	-	0.0%	185,626.00
12020628	SALES OF OPD CARDS	26,448,320.00	828,150.00	1,711,720.00	6.5%	24,736,600.00
12020631	SALES OF ADMISSION FORMS	1,250,000.00	-	829,800.00	66.4%	420,200.00
12020632	SALES OF MANAGEMENT HAND BOOK	750,000.00	100,000.00	100,000.00	13.3%	650,000.00
12020633	SALES OF STUDENT I.D. CARDS	5,370,000.00	100,000.00	100,000.00	1.9%	5,270,000.00
12020635	SALES OF GRAPHICS NEWSPAPER	4,000,000.00	240,000.00	360,100.00	9.0%	3,639,900.00
12020636	SALES OF PILGRIMAGE APPLICATION FORMS	50,000.00	-	20,000.00	40.0%	30,000.00
12020637	SALES OF HAJJ REGISTRATION FORMS	3,000,000.00	10,005.00	2,010,005.00	67.0%	989,995.00
12020638	SALES OF ARTS & CULTURE JOURNALS	100,000.00	-	-	0.0%	100,000.00
12020639	SALES OF GAZETTES, CSC ANNUAL REPORTS & APER FORM	200,000.00	-	-	0.0%	200,000.00
12020642	SALES OF APER & PROMOTION FORMS	6,500,000.00	-	-	0.0%	6,500,000.00
12020644	SALE OF REGISTRATION FORMS	72,808,000.00	-	-	0.0%	72,808,000.00
12020648	PROCEEDS FROM OWNER-OCCUPIER HOUSING SCHEME	73,904,719.00	32,317.11	116,951.33	0.2%	73,787,767.67
12020656	SALES OF SEEDLINGS	250,000.00	-	-	0.0%	250,000.00
12020662	SALES OF STATUTES (KOGI STATE LAWS)	310,500.00	-	97,500.00	31.4%	213,000.00
<b>120207</b>	<b>EARNINGS -GENERAL</b>	<b>1,264,552,158.00</b>	<b>334,872,779.11</b>	<b>2,368,673,087.78</b>	<b>187.3%</b>	<b>- 1,104,120,929.78</b>
12020702	EARNINGS FROM SEPTIC TANK EMPTIER	1,000,000.00	50,000.00	50,000.00	5.0%	950,000.00
12020704	GAMES/SPORT LEVY FEES	1,220,000.00	-	-	0.0%	1,220,000.00
12020705	EARNINGS FROM DOCUMENTATION/ RENEWAL OF REGULATED	6,800,000.00	618,000.00	2,275,500.00	33.5%	4,524,500.00
12020707	EARNINGS FROM NOTICE OF MARRIAGE	1,208,220.00	170,000.00	593,000.00	49.1%	615,220.00
12020709	EARNINGS FROM TREE FELLING OPERATION	229,260,000.00	10,500,000.00	15,500,000.00	6.8%	213,760,000.00
12020711	FUMIGATION SERVICES BY THE BOARD	100,000.00	72,000.00	176,500.00	176.5%	76,500.00
12020712	PEST CONTROL SERVICES	10,000.00	-	66,201.00	662.0%	56,201.00
12020713	EARNINGS FROM COLLECTION AND DISPOSAL OF SOLID WASTE	56,000,000.00	-	37,600.00	0.1%	55,962,400.00
12020714	EARNINGS FROM DUMPSTIE USERS CHARGE	4,000,000.00	-	-	0.0%	4,000,000.00
12020715	EARNINGS FROM WORKSHOPS AND SEMINARS ON MANAGEMENT	22,088.00	-	-	0.0%	22,088.00
12020718	EARNINGS FROM ANYIGBA FORESTRY PROJECT	5,000,000.00	-	112,500.00	2.3%	4,887,500.00
12020719	EARNINGS FROM PACKAGE TOURS	20,000.00	-	-	0.0%	20,000.00
12020720	EARNINGS FROM STADIUM GATE TAKING	6,000,000.00	-	-	0.0%	6,000,000.00
12020724	EARNING FROM LOKOJA MEGA TERMINAL	24,000,000.00	2,147,014.29	10,766,354.04	44.9%	13,233,645.96
12020725	EARNINGS FROM LUBRICATION SERVICES	600,000.00	-	-	0.0%	600,000.00
12020728	EARNINGS FROM RESEARCH AND DOCUMENTATION	12,600,000.00	2,168,125.00	2,168,125.00	17.2%	10,431,875.00

Code	Economic	2023 Original Budget	2023 Q3 Performance	2023 Performance Year to Date (Q1-Q3)	% Performance Year to Date against 2023 Original Budget	Balance (against Original Budget)
12020729	EARNINGS FROM ORIGINAL CERTIFICATE	245,000.00	-	-	0.0%	245,000.00
12020730	EARNINGS FROM ACCOMODATION	100,000.00	-	-	0.0%	100,000.00
12020731	EARNINGS FROM HDRF (DRUGS, REAGENTS & CONSUMABLE)	11,200,000.00	62,960,183.90	197,196,121.47	1760.7%	185,996,121.47
12020732	EARNING FROM GRAPHIC DESIGN	100,000.00	-	-	0.0%	100,000.00
12020734	EARNING FROM RICE FARMING/MILLING	10,000,000.00	-	-	0.0%	10,000,000.00
12020738	EARNINGS FROM ADMINISTRATIVE CHARGES FOR CONVERSION	20,000,000.00	665,400.00	3,266,937.60	16.3%	16,733,062.40
12020739	EARNINGS FROM USED OF STADIUM (RELIGION AND POLITICA	4,000,000.00	-	-	0.0%	4,000,000.00
12020740	EARNINGS FROM SHOP RENTAGE	68,407,000.00	3,862,450.00	9,695,600.00	14.2%	58,711,400.00
12020741	EARNINGS FROM TRACTOR HIRING	147,000,000.00	10,000,000.00	15,080,000.00	10.3%	131,920,000.00
12020744	EARNINGS FROM PLANT HIRING SERVICES	57,600,000.00	-	-	0.0%	57,600,000.00
12020746	EARNING FROM DESK AND CHAIR	2,400,000.00	200,000.00	200,000.00	8.3%	2,200,000.00
12020748	MARKET TOLL COLLECTIONS	11,961,000.00	927,400.00	2,181,000.00	18.2%	9,780,000.00
12020749	OTHERS EARNINGS FROM KOGI STATE GOVERNMENT OWNED	445,863,750.00	226,527,205.92	2,070,602,648.67	464.4%	1,624,738,898.67
12020751	EARNING FROM MASS TRANSIT BUSES	23,398,632.00	5,000.00	5,000.00	0.0%	23,393,632.00
12020754	EARNING FROM OF PRIVATE MOTOR PARKS	3,000,000.00	-	-	0.0%	3,000,000.00
12020755	EARNING FROM BRANDING OF PRIVATE VEHICLES	2,601,368.00	-	-	0.0%	2,601,368.00
12020756	EARNING FROM PRINTING SERVICES	3,250,350.00	-	49,000.00	1.5%	3,201,350.00
12020759	EARNINGS FROM POOLS BETTINGS AND GAMING MACHINE	53,000,000.00	14,000,000.00	38,431,000.00	72.5%	14,569,000.00
12020788	EARNINGS FROM FERRY (BARGE)	500,000.00	-	-	0.0%	500,000.00
12020789	EARNINGS FROM ASHOK LEYLAND BUSES	24,000,000.00	-	200,000.00	0.8%	23,800,000.00
12020792	EARNINGS FROM DEMONSTRATION PRIMARY SCHOOL/SECOND	27,450,000.00	-	-	0.0%	27,450,000.00
12020797	EARNING FROM AMUSEMENT PARKS	534,750.00	-	20,000.00	3.7%	514,750.00
12020799	EARNING FROM ENDORSEMENT OF CULTURAL ACTIVITIES	100,000.00	-	-	0.0%	100,000.00
<b>120208</b>	<b>RENT ON GOVERNMENT BUILDINGS - GENERAL</b>	<b>1,700,000.00</b>	<b>156,950.00</b>	<b>264,750.00</b>	<b>15.6%</b>	<b>1,435,250.00</b>
12020802	RENTAL CHARGES OF THE SECRETARIAT CONFERENCE HALL	350,000.00	40,000.00	140,000.00	40.0%	210,000.00
12020803	RENT FROM SECRETARIAT OPEN SPACE	150,000.00	6,950.00	14,750.00	9.8%	135,250.00
12020806	PROCEEDS FROM LEASE OF OLUSEGUN OBASANJO SQUARE	200,000.00	10,000.00	10,000.00	5.0%	190,000.00
12020809	PROCEEDS FROM MUHAMMED BUHARI EVENT CENTRE	1,000,000.00	100,000.00	100,000.00	10.0%	900,000.00
<b>120209</b>	<b>RENT ON LAND &amp; OTHERS - GENERAL</b>	<b>508,725,578.00</b>	<b>50,862,749.32</b>	<b>1,438,080,293.23</b>	<b>282.7%</b>	<b>- 929,354,715.23</b>
12020904	PROPERTY OWNER EXPRESS (SPECIAL PROGRAMME)	3,500,000.00	-	67,143.09	1.9%	3,432,856.91
12020906	GROUND RENTS	503,225,578.00	50,862,749.32	1,438,013,150.14	285.8%	- 934,787,572.14
12020907	EARNINGS FROM RENT ON STADIUM	2,000,000.00	-	-	0.0%	2,000,000.00
<b>120211</b>	<b>INVESTMENT INCOME</b>	<b>252,100,000.00</b>	<b>23,133,497.00</b>	<b>68,736,778.26</b>	<b>27.3%</b>	<b>183,363,221.74</b>
12021103	PRINTING AND GRAPHIC	100,000.00	-	-	0.0%	100,000.00
12021104	CULTURAL PERFORMANCES	300,000.00	10,000.00	65,000.00	21.7%	235,000.00
12021105	CRAFTS CERAMICS AND SCULPTURE	100,000.00	-	-	0.0%	100,000.00
12021106	MUSEUM, RESEARCH AND PUBLICATION	100,000.00	-	-	0.0%	100,000.00
12021109	CASHEW LICENCE BUYING AGENTS	-	66,450.00	1,385,050.00	-	1,385,050.00
12021110	REGISTRATION OF HOSPITALITY AND TOURISM RELATED ENT	-	129,000.00	141,500.00	-	141,500.00
12021111	REGISTRATION/RENEWAL OF BUSINESS PREMISES	251,500,000.00	22,928,047.00	67,145,228.26	26.7%	184,354,771.74
<b>13</b>	<b>AID AND GRANTS</b>	<b>22,917,099,086.00</b>	<b>13,168,017,149.97</b>	<b>26,600,968,617.87</b>	<b>116.1%</b>	<b>- 3,683,869,531.87</b>
<b>1301</b>	<b>AID</b>	<b>200,000,000.00</b>	<b>-</b>	<b>-</b>	<b>0.0%</b>	<b>200,000,000.00</b>
<b>130101</b>	<b>DOMESTIC AID</b>	<b>200,000,000.00</b>	<b>-</b>	<b>-</b>	<b>0.0%</b>	<b>200,000,000.00</b>
13010101	CURRENT DOMESTIC AID	200,000,000.00	-	-	0.0%	200,000,000.00



Code	Economic	2023 Original Budget	2023 Q3 Performance	2023 Performance Year to Date (Q1-Q3)	% Performance Year to Date against 2023 Original Budget	Balance (against Original Budget)
<b>1302</b>	<b>GRANTS</b>	<b>22,717,099,086.00</b>	<b>13,168,017,149.97</b>	<b>26,600,968,617.87</b>	<b>117.1%</b>	<b>- 3,883,869,531.87</b>
<b>130201</b>	<b>DOMESTIC GRANTS</b>	<b>22,506,618,086.00</b>	<b>13,168,017,149.97</b>	<b>26,600,968,617.87</b>	<b>118.2%</b>	<b>- 4,094,350,531.87</b>
13020101	CURRENT GRANTS FROM FGN	500,000,000.00	5,209,326,516.57	9,055,060,616.58	1811.0%	- 8,555,060,616.58
13020102	CAPITAL GRANTS FROM FGN	9,609,519,000.00	5,266,982,674.13	10,721,103,057.73	111.6%	- 1,111,584,057.73
13020103	CURRENT GRANTS FROM LGAS	9,633,099,086.00	2,596,927,797.10	6,658,537,484.58	69.1%	2,974,561,601.42
13020105	CURRENT GRANTS FROM OTHER SOURCES	2,464,000,000.00	94,780,162.17	166,267,458.98	6.7%	2,297,732,541.02
13020106	CAPITAL GRANTS FROM OTHER SOURCES	300,000,000.00	-	-	0.0%	300,000,000.00
<b>130202</b>	<b>FOREIGN GRANTS</b>	<b>210,481,000.00</b>	<b>-</b>	<b>-</b>	<b>0.0%</b>	<b>210,481,000.00</b>
13020201	CURRENT FOREIGN GRANTS	210,481,000.00	-	-	0.0%	210,481,000.00
<b>14</b>	<b>CAPITAL DEVELOPMENT FUND (CDF) RECEIPTS</b>	<b>40,925,410,020.00</b>	<b>1,284,585,650.74</b>	<b>1,338,531,646.11</b>	<b>3.3%</b>	<b>39,586,878,373.89</b>
<b>1402</b>	<b>OTHER CAPITAL RECEIPTS</b>	<b>3,345,597,895.00</b>	<b>24,589,271.81</b>	<b>41,658,060.78</b>	<b>1.2%</b>	<b>3,303,939,834.22</b>
<b>140201</b>	<b>OTHER CAPITAL RECEIPTS</b>	<b>3,345,597,895.00</b>	<b>24,589,271.81</b>	<b>41,658,060.78</b>	<b>1.2%</b>	<b>3,303,939,834.22</b>
14020101	0.8% AUDIT PROJECTS MONITORING FUND FROM CAPITAL EX	58,597,895.00	159,400.48	3,423,170.59	5.8%	55,174,724.41
14020104	SALES OF NON-ESSENTIAL GOVERNMENT ASSETS	3,000,000,000.00	-	-	0.0%	3,000,000,000.00
14020105	SALES OF UNSERVICEABLE VEHICLE, PLANTS AND EQUIPMENT	250,000,000.00	-	-	0.0%	250,000,000.00
14020106	REVOLVING CAR LOAN REPAYMENT	37,000,000.00	24,429,871.33	38,234,890.19	103.3%	- 1,234,890.19
<b>1403</b>	<b>LOANS/ BORROWINGS RECEIPT</b>	<b>37,579,812,125.00</b>	<b>1,259,996,378.93</b>	<b>1,296,873,585.33</b>	<b>3.5%</b>	<b>36,282,938,539.67</b>
<b>140301</b>	<b>DOMESTIC LOANS/ BORROWINGS RECEIPT</b>	<b>18,519,812,125.00</b>	<b>-</b>	<b>-</b>	<b>0.0%</b>	<b>18,519,812,125.00</b>
14030101	DOMESTIC LOANS/ BORROWINGS FROM FINANCIAL INSTITUT	15,000,000,000.00	-	-	0.0%	15,000,000,000.00
14030102	DOMESTIC LOANS/ BORROWINGS FROM GOVERNMENT ENTIT	3,519,812,125.00	-	-	0.0%	3,519,812,125.00
<b>140302</b>	<b>INTERNATIONAL LOANS/ BORROWINGS RECEIPT</b>	<b>19,060,000,000.00</b>	<b>1,259,996,378.93</b>	<b>1,296,873,585.33</b>	<b>6.8%</b>	<b>17,763,126,414.67</b>
14030201	INTERNATIONAL LOANS/ BORROWINGS FROM FINANCIAL INS	19,060,000,000.00	1,259,996,378.93	1,296,873,585.33	6.8%	17,763,126,414.67

### 3.D Expenditure by Administrative Classification

Table 4: Total Expenditure by Administrative Classification

Kogi State Government Budget Performance Report 2023 Q3 - Total Expenditure by Administrative Classification

Code	Administrative Unit	2023 Original Budget	2023 Q3 Performance	2023 Performance Year to Date (Q1-Q3)	% Performance Year to Date against 2023 Original Budget	Balance (against Original Budget)
	<b>Total Expenditure</b>	<b>172,090,787,292.00</b>	<b>40,931,910,608.17</b>	<b>105,302,301,279.49</b>	<b>61.2%</b>	<b>66,788,486,012.51</b>
<b>01000000000</b>	<b>ADMINISTRATION SECTOR</b>	<b>48,089,094,174.00</b>	<b>13,002,827,494.36</b>	<b>32,781,317,178.04</b>	<b>68.2%</b>	<b>15,307,776,995.96</b>
<b>01110000000</b>	<b>GOVERNORS OFFICE</b>	<b>32,441,472,053.00</b>	<b>8,843,200,756.50</b>	<b>24,013,936,673.17</b>	<b>74.0%</b>	<b>8,427,535,379.83</b>
011100100100	GOVERNMENT HOUSE	15,184,963,610.00	3,681,141,271.26	9,011,113,274.96	59.3%	6,173,850,335.04
011100100200	DEPUTY GOVERNORS OFFICE	1,635,280,079.00	129,349,182.17	272,132,396.20	16.6%	1,363,147,682.80
011100800100	EMERGENCY MANAGEMENT AGENCY	43,376,296.00	5,064,766.90	15,055,100.69	34.7%	28,321,195.31
011101000100	BUREAU OF PUBLIC PROCUREMENT (BPP)	446,717,607.00	2,601,000.00	27,069,850.00	6.1%	419,647,757.00
011103500100	KOGI STATE PENSION COMMISSION	15,007,470,050.00	5,023,524,756.17	14,681,986,931.32	97.8%	325,483,118.68
011111100100	KOGI STATE INVESTMENT PROMOTION & PUBLIC PRIVATE PARTNER	123,664,411.00	1,519,780.00	6,579,120.00	5.3%	117,085,291.00
<b>01610000000</b>	<b>OFFICE OF THE SECRETARY TO THE STATE GOVERNMENT</b>	<b>4,987,496,432.00</b>	<b>1,396,775,949.77</b>	<b>3,518,916,693.48</b>	<b>70.6%</b>	<b>1,468,579,738.52</b>
016100100100	OFFICE OF THE SECRETARY TO THE STATE GOVERNMENT	3,722,253,524.00	1,249,611,135.73	3,042,933,812.36	81.7%	679,319,711.64
016103800100	CHRISTIAN PILGRIMS COMMISSION	148,863,830.00	4,273,789.91	82,698,442.73	55.6%	66,165,387.27
016103700100	KOGI STATE HAJJ COMMISSION	275,829,078.00	14,213,126.49	134,461,646.67	48.7%	141,367,431.33
016105500100	STATE SECURITY TRUST FUND	813,150,000.00	128,677,897.65	258,822,791.71	31.8%	554,327,208.29
016103300100	KOGI STATE HIV/AIDS CONTROL AGENCY	27,400,000.00	-	-	0.0%	27,400,000.00
<b>01120000000</b>	<b>KOGI STATE HOUSE OF ASSEMBLY</b>	<b>5,010,336,398.00</b>	<b>1,019,398,918.69</b>	<b>1,583,366,826.42</b>	<b>31.6%</b>	<b>3,426,969,571.58</b>
011200300100	KOGI STATE HOUSE OF ASSEMBLY	4,394,720,904.00	1,014,866,105.78	1,569,857,532.14	35.7%	2,824,863,371.86
011200400100	KOGI STATE HOUSE OF ASSEMBLY SERVICE COMMISSION	615,615,494.00	4,532,812.91	13,509,294.28	2.2%	602,106,199.72
<b>01230000000</b>	<b>MINISTRY OF INFORMATION AND COMMUNICATION</b>	<b>1,086,882,725.00</b>	<b>445,272,330.87</b>	<b>1,255,313,257.25</b>	<b>115.5%</b>	<b>- 168,430,532.25</b>
012300100100	MINISTRY OF INFORMATION AND COMMUNICATION	715,592,196.00	394,398,104.06	1,103,999,484.80	154.3%	- 388,407,288.80
012300300100	KOGI STATE BROADCASTING CORPORATION	299,947,252.00	38,331,372.93	111,713,349.46	37.2%	188,233,902.54
012301300100	KOGI STATE NEWSPAPER CORPORATION	71,343,277.00	12,542,853.88	39,600,422.98	55.5%	31,742,854.02
<b>01250000000</b>	<b>OFFICE OF THE HEAD OF CIVIL SERVICE</b>	<b>2,832,989,759.00</b>	<b>944,082,661.28</b>	<b>1,635,741,616.07</b>	<b>57.7%</b>	<b>1,197,248,142.93</b>
012500100100	OFFICE OF THE HEAD OF CIVIL SERVICE	2,832,989,759.00	944,082,661.28	1,635,741,616.07	57.7%	1,197,248,142.93
<b>01400000000</b>	<b>OFFICE OF THE STATE AUDITOR-GENERAL</b>	<b>1,101,469,264.00</b>	<b>197,449,917.34</b>	<b>587,993,656.49</b>	<b>53.4%</b>	<b>513,475,607.51</b>
014000100100	OFFICE OF THE STATE AUDITOR-GENERAL	541,605,877.00	59,935,258.92	173,332,236.21	32.0%	368,273,640.79
014000200100	OFFICE OF THE LOCAL GOVT. AUDITOR-GENERAL	463,580,887.00	137,514,658.42	414,661,420.28	89.4%	48,919,466.72
014000300100	STATE AUDIT SERVICE BOARD	40,000,000.00	-	-	0.0%	40,000,000.00
014000400100	LOCAL GOVERNMENT AUDIT BOARD	56,282,500.00	-	-	0.0%	56,282,500.00
<b>01470000000</b>	<b>CIVIL SERVICE COMMISSION</b>	<b>81,442,144.00</b>	<b>11,442,214.46</b>	<b>26,040,397.44</b>	<b>32.0%</b>	<b>55,401,746.56</b>
014700100100	CIVIL SERVICE COMMISSION	81,442,144.00	11,442,214.46	26,040,397.44	32.0%	55,401,746.56
<b>01480000000</b>	<b>STATE INDEPENDENT ELECTORAL COMMISSION (SIEC)</b>	<b>76,444,245.00</b>	<b>-</b>	<b>-</b>	<b>0.0%</b>	<b>76,444,245.00</b>
014800100100	STATE INDEPENDENT ELECTORAL COMMISSION (SIEC)	76,444,245.00	-	-	0.0%	76,444,245.00
<b>01490000000</b>	<b>LOCAL GOVERNMENT SERVICE COMMISSION</b>	<b>470,561,154.00</b>	<b>145,204,745.45</b>	<b>160,008,057.73</b>	<b>34.0%</b>	<b>310,553,096.27</b>
014900100100	LOCAL GOVERNMENT SERVICE COMMISSION	470,561,154.00	145,204,745.45	160,008,057.73	34.0%	310,553,096.27
<b>02000000000</b>	<b>ECONOMIC SECTOR</b>	<b>53,697,184,800.00</b>	<b>13,308,040,683.66</b>	<b>39,258,127,893.04</b>	<b>73.1%</b>	<b>14,439,056,906.96</b>
<b>02150000000</b>	<b>MINISTRY OF AGRICULTURE</b>	<b>9,554,313,438.00</b>	<b>1,189,240,170.29</b>	<b>1,558,274,166.49</b>	<b>16.3%</b>	<b>7,996,039,271.51</b>
021500100100	MINISTRY OF AGRICULTURE	9,196,349,937.00	1,111,937,326.53	1,318,462,680.86	14.3%	7,877,887,256.14
021500300100	KOGI AGRICULTURAL DEVELOPMENT PROJECT (ADP)	293,383,436.00	61,821,652.15	193,014,383.40	65.8%	100,369,052.60
021500500100	KOGI AGRO-ALLIED COMPANY	50,025,899.00	12,003,272.36	36,779,386.60	73.5%	13,246,512.40
021500600100	KOGI LAND DEV. BOARD	14,554,166.00	3,477,919.24	10,017,715.64	68.8%	4,536,450.36
<b>02200000000</b>	<b>MINISTRY OF FINANCE, BUDGET AND ECONOMIC PLANNING</b>	<b>20,024,288,631.00</b>	<b>4,118,363,393.05</b>	<b>24,345,901,396.47</b>	<b>121.6%</b>	<b>- 4,321,612,765.47</b>
022000100100	MINISTRY OF FINANCE, BUDGET AND ECONOMIC PLANNING	2,894,481,057.00	22,796,038.48	423,577,611.79	14.6%	2,470,903,445.21
022000110100	BUDGET AND ECONOMIC PLANNING	872,375,110.00	2,513,481,829.97	2,550,722,344.20	292.4%	- 1,678,347,234.20
022000200100	DEBT MANAGEMENT OFFICE	8,181,481,595.00	356,346,418.82	17,467,442,996.65	213.5%	- 9,285,961,401.65

Code	Administrative Unit	2023 Original Budget	2023 Q3 Performance	2023 Performance Year to Date (Q1-Q3)	% Performance Year to Date against 2023 Original Budget	Balance (against Original Budget)
022000700100	OFFICE OF THE ACCOUNTANT GENERAL	3,425,720,373.00	438,355,860.30	1,523,642,883.58	44.5%	1,902,077,489.42
022000800100	KOGI STATE INTERNAL REVENUE SERVICE (KGIRS)	4,650,230,496.00	787,383,245.48	2,380,515,560.25	51.2%	2,269,714,935.75
<b>022200000000</b>	<b>MIN. OF COMMERCE &amp; INDUSTRY</b>	<b>2,548,477,037.00</b>	<b>41,597,111.72</b>	<b>113,138,051.32</b>	<b>4.4%</b>	<b>2,435,338,985.68</b>
022200100100	MIN. OF COMMERCE & INDUSTRY	746,183,217.00	26,817,961.72	81,250,901.32	10.9%	664,932,315.68
022200700100	KOGI STATE ENTERPRISES DEVELOPMENT AGENCY	1,791,927,328.00	14,779,150.00	31,887,150.00	1.8%	1,760,040,178.00
022205300100	KOGI STATE MARKET DEVELOPMENT BOARD	10,366,492.00	-	-	0.0%	10,366,492.00
<b>022900000000</b>	<b>MINISTRY OF TRANSPORT</b>	<b>355,747,241.00</b>	<b>16,175,682.92</b>	<b>45,265,780.49</b>	<b>12.7%</b>	<b>310,481,460.51</b>
022900100100	MINISTRY OF TRANSPORT	355,747,241.00	16,175,682.92	45,265,780.49	12.7%	310,481,460.51
<b>023300000000</b>	<b>MINISTRY OF SOLID MINERAL AND NATURAL RESOURCES</b>	<b>800,378,500.00</b>	<b>20,927,400.00</b>	<b>23,626,400.00</b>	<b>3.0%</b>	<b>776,752,100.00</b>
023300100100	MINISTRY OF SOLID MINERAL AND NATURAL RESOURCES	652,678,500.00	20,927,400.00	23,626,400.00	3.6%	629,052,100.00
023300100200	KOGI STATE SOLID MINERALS DEVELOPMENT AGENCY	147,700,000.00	-	-	0.0%	147,700,000.00
<b>023400000000</b>	<b>MINISTRY OF WORKS AND HOUSING</b>	<b>12,630,244,864.00</b>	<b>4,908,317,030.25</b>	<b>8,235,431,830.73</b>	<b>65.2%</b>	<b>4,394,813,033.27</b>
023400100100	MINISTRY OF WORKS AND HOUSING	12,045,787,184.00	2,164,260,429.43	4,904,360,153.25	40.7%	7,141,427,030.75
023400300100	ROAD MAINTENANCE AGENCY	533,085,831.00	2,736,773,067.46	3,309,038,757.70	620.7%	- 2,775,952,926.70
023400400100	KOGI STATE FIRE AGENCY	51,371,849.00	7,283,533.36	22,032,919.78	42.9%	29,338,929.22
<b>023600000000</b>	<b>MIN. OF CULTURE &amp; TOURISM</b>	<b>534,749,333.00</b>	<b>34,742,923.49</b>	<b>112,241,163.10</b>	<b>21.0%</b>	<b>422,508,169.90</b>
023600100100	MIN. OF CULTURE & TOURISM	360,815,682.00	11,839,449.86	42,449,153.91	11.8%	318,366,528.09
023600300100	COUNCIL FOR ARTS AND CULTURE	162,742,912.00	20,806,706.60	63,061,320.79	38.7%	99,681,591.21
023605200100	HOTEL AND TOURISM BOARD	11,190,739.00	2,096,767.03	6,730,688.39	60.1%	4,460,050.61
<b>023800000000</b>	<b>MINISTRY OF BUDGET AND PLANNING</b>	<b>68,021,109.00</b>	<b>500,000.00</b>	<b>500,000.00</b>	<b>0.7%</b>	<b>67,521,109.00</b>
023800200100	STATE BUREAU OF STATISTICS	68,021,109.00	500,000.00	500,000.00	0.7%	67,521,109.00
<b>025000000000</b>	<b>KOGI STATE FISCAL RESPONSIBILITY COMMISSION</b>	<b>16,280,568.00</b>	<b>494,100.00</b>	<b>494,100.00</b>	<b>3.0%</b>	<b>15,786,468.00</b>
025000100100	KOGI STATE FISCAL RESPONSIBILITY COMMISSION	16,280,568.00	494,100.00	494,100.00	3.0%	15,786,468.00
<b>025200000000</b>	<b>MINISTRY OF WATER RESOURCES</b>	<b>2,006,725,005.00</b>	<b>27,861,680.31</b>	<b>179,776,706.95</b>	<b>9.0%</b>	<b>1,826,948,298.05</b>
025200100100	MINISTRY OF WATER RESOURCES	1,859,048,953.00	14,719,043.36	129,013,438.86	6.9%	1,730,035,514.14
025210200100	KOGI STATE WATER BOARD	143,438,198.00	13,142,636.95	50,763,268.09	35.4%	92,674,929.91
025210300100	RURAL WATER AND SANITATION AGENCY (RUWASSA)	4,237,854.00	-	-	0.0%	4,237,854.00
<b>025300000000</b>	<b>BUREAU FOR LANDS AND URBAN DEVELOPMENT</b>	<b>1,671,249,344.00</b>	<b>102,690,375.61</b>	<b>356,426,662.07</b>	<b>21.3%</b>	<b>1,314,822,681.93</b>
025300100100	BUREAU FOR LANDS AND URBAN DEVELOPMENT	1,106,562,816.00	72,711,998.64	267,283,024.00	24.2%	839,279,792.00
025300200100	KOGI STATE UTILITY INFRASTRUCTURE MANAGEMENT AND COMPLI	439,542,000.00	1,520,578.40	6,677,031.44	1.5%	432,864,968.56
025300900100	KOGI STATE TOWN PLANNING AND DEVELOPMENT BOARD	125,144,528.00	28,457,798.57	82,466,606.62	65.9%	42,677,921.38
<b>026200000000</b>	<b>MINISTRY OF RURAL AND ENERGY DEVELOPMENT</b>	<b>3,486,709,730.00</b>	<b>2,847,130,816.02</b>	<b>4,287,051,635.43</b>	<b>123.0%</b>	<b>- 800,341,905.43</b>
026200100100	MINISTRY OF RURAL AND ENERGY DEVELOPMENT	3,486,709,730.00	2,847,130,816.02	4,287,051,635.43	123.0%	- 800,341,905.43
<b>030000000000</b>	<b>LAW &amp; JUSTICE SECTOR</b>	<b>7,161,229,533.00</b>	<b>2,701,519,334.75</b>	<b>4,644,066,372.56</b>	<b>64.9%</b>	<b>2,517,163,160.44</b>
<b>031800000000</b>	<b>KOGI STATE JUDICIAL SERVICE COMMISSION</b>	<b>5,530,890,630.00</b>	<b>929,713,425.60</b>	<b>2,588,620,066.87</b>	<b>46.8%</b>	<b>2,942,270,623.13</b>
031801100100	KOGI STATE JUDICIAL SERVICE COMMISSION	292,744,045.00	36,229,476.61	94,282,723.77	32.2%	198,461,321.23
031805100100	HIGH COURT OF JUSTICE	3,213,054,324.00	597,268,166.20	1,696,644,601.46	52.8%	1,516,409,722.54
031805200100	CUSTOMARY COURT OF APPEAL	908,445,761.00	158,927,806.28	431,383,845.71	47.5%	477,061,915.29
031805300100	SHARIA COURT OF APPEAL	1,116,646,500.00	137,287,976.51	366,308,835.93	32.8%	750,337,664.07
<b>032600000000</b>	<b>MINISTRY OF JUSTICE</b>	<b>1,630,338,903.00</b>	<b>1,771,805,909.15</b>	<b>2,055,446,365.69</b>	<b>126.1%</b>	<b>- 425,107,462.69</b>
032600100100	MINISTRY OF JUSTICE	1,268,971,623.00	1,755,301,540.15	2,027,276,371.69	159.8%	- 758,304,748.69
032600700100	KOGI STATE OFFICE OF THE PUBLIC DEFENDER AND CITIZENS' RIGH	361,367,280.00	16,504,369.00	28,169,994.00	7.8%	333,197,286.00
<b>050000000000</b>	<b>SOCIAL SECTOR</b>	<b>63,143,278,785.00</b>	<b>11,919,523,095.39</b>	<b>28,618,789,835.84</b>	<b>45.3%</b>	<b>34,524,488,949.16</b>
<b>051300000000</b>	<b>MINISTRY OF YOUTH &amp; SPORTS</b>	<b>868,076,044.00</b>	<b>34,247,151.42</b>	<b>93,514,325.68</b>	<b>10.8%</b>	<b>774,561,718.32</b>
051300100100	MINISTRY OF YOUTH & SPORTS	790,737,786.00	13,355,696.22	38,804,403.95	4.9%	751,933,382.05
051300200100	KOGI STATE SPORTS COUNCIL	77,338,258.00	20,891,455.20	54,709,921.73	70.7%	22,628,336.27

Code	Administrative Unit	2023 Original Budget	2023 Q3 Performance	2023 Performance Year to Date (Q1-Q3)	% Performance Year to Date against 2023 Original Budget	Balance (against Original Budget)
<b>05140000000</b>	<b>MINISTRY OF WOMEN AFFAIRS AND SOCIAL DEVELOPMENT</b>	<b>949,099,303.00</b>	<b>3,353,202,740.93</b>	<b>3,407,032,329.81</b>	<b>359.0%</b>	<b>- 2,457,933,026.81</b>
051400100100	MINISTRY OF WOMEN AFFAIRS AND SOCIAL DEVELOPMENT	739,671,303.00	3,343,102,740.93	3,394,432,329.81	458.9%	- 2,654,761,026.81
051400200100	KOGI STATE OFFICE FOR DISABILITY AFFAIRS	209,428,000.00	10,100,000.00	12,600,000.00	6.0%	196,828,000.00
<b>05170000000</b>	<b>MINISTRY OF EDUCATION, SCIENCE AND TECHNOLOGY</b>	<b>35,610,862,478.00</b>	<b>5,804,424,405.79</b>	<b>17,132,349,929.37</b>	<b>48.1%</b>	<b>18,478,512,548.63</b>
051700100100	MINISTRY OF EDUCATION, SCIENCE AND TECHNOLOGY	7,885,225,545.00	88,575,222.88	267,692,125.14	3.4%	7,617,533,419.86
051700200100	STATE UNIVERSAL BASIC EDUCATION BOARD	1,735,073,100.00	357,293,841.33	928,719,061.36	53.5%	806,354,038.64
051700800100	KOGI STATE LIBRARY BOARD	20,059,583.00	3,400,060.88	10,506,873.26	52.4%	9,552,709.74
051700900100	ADULT & NON-FORMAL EDUCATION BOARD	58,429,850.00	11,140,538.56	63,220,338.96	108.2%	- 4,790,488.96
051701800100	KOGI STATE POLYTECHNIC, LOKOJA	4,735,920,781.00	862,326,675.02	2,748,558,254.73	58.0%	1,987,362,526.27
051701900100	COLLEGE OF EDUCATION, ANKPA	1,889,719,788.00	376,029,564.86	1,127,075,699.54	59.6%	762,644,088.46
051702000100	COLLEGE OF EDUCATION TECHNICAL, KABBA	1,911,699,855.00	192,044,646.06	558,638,595.72	29.2%	1,353,061,259.28
051702100100	PRINCE ABUBAKAR AUDU UNIVERSITY, ANYIGBA	6,366,253,195.00	1,238,982,730.73	3,974,289,547.87	62.4%	2,391,963,647.13
051702500100	CONFLUENCE UNIVERSITY OF SCIENCE AND TECHNOLOGY (CUSTEC)	5,664,210,098.00	1,035,689,293.28	3,318,895,307.00	58.6%	2,345,314,791.01
051705400100	KOGI STATE SCIENCE, TECHNOLOGY EDUCATION AND TEACHING SE	4,786,335,323.00	1,605,575,920.75	4,061,108,989.64	84.8%	725,226,333.36
051705600100	STATE SCHOLARSHIP BOARD	11,436,163.00	1,270,303.33	4,040,560.68	35.3%	7,395,602.32
051706500100	NIGERIA-KOREA FRIENDSHIP INSTITUTE	546,499,197.00	32,095,608.12	69,604,575.48	12.7%	476,894,621.52
<b>05210000000</b>	<b>MINISTRY OF HEALTH</b>	<b>19,218,163,408.00</b>	<b>2,041,135,251.97</b>	<b>6,265,179,804.32</b>	<b>32.6%</b>	<b>12,952,983,603.68</b>
052100100100	MINISTRY OF HEALTH	8,751,863,047.00	587,477,510.43	1,989,666,011.01	22.7%	6,762,197,035.99
052100200100	KOGI STATE HEALTH INSURANCE AGENCY	1,598,133,266.00	52,188,663.53	124,463,798.04	7.8%	1,473,669,467.96
052100300100	PRIMARY HEALTHCARE DEVELOPMENT AGENCY	2,359,472,097.00	39,303,801.85	120,530,271.98	5.1%	2,238,941,825.02
052102600100	PRINCE ABUBAKAR AUDU UNIVERSITY TEACHING HOSPITAL, ANYIGE	902,985,210.00	95,977,860.12	285,980,909.61	31.7%	617,004,300.39
052102700100	KOGI STATE SPECIALIST HOSPITAL, LOKOJA	1,415,804,340.00	337,852,627.46	1,024,598,522.43	72.4%	391,205,817.57
052110200100	KOGI STATE HOSPITAL MANAGEMENT BOARD	3,257,211,887.00	737,140,219.18	2,217,199,231.79	68.1%	1,040,012,655.21
052110400100	COLLEGE OF NURSING AND MIDWIFERY, OBANGEDE	432,654,477.00	90,257,347.47	232,744,540.90	53.8%	199,909,936.10
052110600100	COLLEGE OF HEALTH SCIENCE & TECHNOLOGY, IDAH	500,039,084.00	100,937,221.94	269,996,518.56	54.0%	230,042,565.44
<b>05350000000</b>	<b>MINISTRY OF ENVIRONMENT</b>	<b>3,896,995,749.00</b>	<b>338,150,790.89</b>	<b>733,267,122.44</b>	<b>18.8%</b>	<b>3,163,728,626.56</b>
053500100100	MINISTRY OF ENVIRONMENT	3,490,706,063.00	258,449,904.77	507,794,936.72	14.5%	2,982,911,126.28
053501600100	STATE ENVIRONMENTAL PROTECTION AGENCY	47,638,760.00	12,608,144.79	35,646,592.92	74.8%	11,992,167.08
053505300100	SANITATION & WASTE MANAGEMENT BOARD	358,650,926.00	67,092,741.33	189,825,592.80	52.9%	168,825,333.20
<b>05510000000</b>	<b>MINISTRY OF LOCAL GOVERNMENT AND CHIEFTAINCY AFFAIRS</b>	<b>2,600,081,803.00</b>	<b>348,362,754.39</b>	<b>987,446,324.22</b>	<b>38.0%</b>	<b>1,612,635,478.78</b>
055100100100	MINISTRY OF LOCAL GOVERNMENT AND CHIEFTAINCY AFFAIRS	2,600,081,803.00	348,362,754.39	987,446,324.22	38.0%	1,612,635,478.78

Table 5: Personnel Expenditure by Administrative Classification

## Kogi State Government Budget Performance Report 2023 Q3 - Personnel Expenditure by Administrative Classification

Code	Administrative Unit	2023 Original Budget	2023 Q3 Performance	2023 Performance Year to Date (Q1-Q3)	% Performance Year to Date against 2023 Original Budget	Balance (against Original Budget)
	<b>Total Personnel Expenditure</b>	<b>53,542,002,481.00</b>	<b>14,225,572,948.08</b>	<b>40,685,917,249.53</b>	<b>76.0%</b>	<b>12,856,085,231.47</b>
<b>01000000000</b>	<b>ADMINISTRATION SECTOR</b>	<b>21,332,255,549.00</b>	<b>6,916,463,314.95</b>	<b>19,644,027,651.05</b>	<b>92.1%</b>	<b>1,688,227,897.95</b>
<b>01110000000</b>	<b>GOVERNORS OFFICE</b>	<b>15,916,948,397.00</b>	<b>5,300,673,121.82</b>	<b>15,519,320,046.22</b>	<b>97.5%</b>	<b>397,628,350.78</b>
011100100100	GOVERNMENT HOUSE	1,111,922,010.00	272,164,016.58	819,071,218.01	73.7%	292,850,791.99
011100100200	DEPUTY GOVERNORS OFFICE	51,994,919.00	12,429,182.17	38,212,396.20	73.5%	13,782,522.80
011100800100	EMERGENCY MANAGEMENT AGENCY	19,639,306.00	4,995,166.90	14,985,500.69	76.3%	4,653,805.31
011101000100	BUREAU OF PUBLIC PROCUREMENT (BPP)	70,568,512.00	-	-	0.0%	70,568,512.00
011103500100	KOGI STATE PENSION COMMISSION	14,662,823,650.00	5,011,084,756.17	14,647,050,931.32	99.9%	15,772,718.68
<b>01610000000</b>	<b>OFFICE OF THE SECRETARY TO THE STATE GOVERNMENT</b>	<b>3,164,286,846.00</b>	<b>1,234,494,719.14</b>	<b>3,000,284,854.09</b>	<b>94.8%</b>	<b>164,001,991.91</b>
016100100100	OFFICE OF THE SECRETARY TO THE STATE GOVERNMENT	3,110,656,357.00	1,221,700,775.60	2,961,520,869.53	95.2%	149,135,487.47
016103800100	CHRISTIAN PILGRIMS COMMISSION	11,431,261.00	2,965,684.41	8,897,053.23	77.8%	2,534,207.77
016103700100	KOGI STATE HAJJ COMMISSION	38,199,228.00	9,318,826.49	27,858,317.61	72.9%	10,340,910.39
016105500100	STATE SECURITY TRUST FUND	4,000,000.00	509,432.65	2,008,613.71	50.2%	1,991,386.29
<b>01120000000</b>	<b>KOGI STATE HOUSE OF ASSEMBLY</b>	<b>952,917,499.00</b>	<b>101,373,115.54</b>	<b>293,008,342.93</b>	<b>30.7%</b>	<b>659,909,156.07</b>
011200300100	KOGI STATE HOUSE OF ASSEMBLY	807,442,697.00	101,373,115.54	293,008,342.93	36.3%	514,434,354.07
011200400100	KOGI STATE HOUSE OF ASSEMBLY SERVICE COMMISSION	145,474,802.00	-	-	0.0%	145,474,802.00
<b>01230000000</b>	<b>MINISTRY OF INFORMATION AND COMMUNICATION</b>	<b>288,175,989.00</b>	<b>68,829,237.15</b>	<b>209,811,282.89</b>	<b>72.8%</b>	<b>78,364,706.11</b>
012300100100	MINISTRY OF INFORMATION AND COMMUNICATION	100,742,766.00	25,175,204.06	76,752,966.71	76.2%	23,989,799.29
012300300100	KOGI STATE BROADCASTING CORPORATION	131,918,574.00	31,111,179.21	93,457,893.19	70.8%	38,460,680.81
012301300100	KOGI STATE NEWSPAPER CORPORATION	55,514,649.00	12,542,853.88	39,600,422.98	71.3%	15,914,226.02
<b>01250000000</b>	<b>OFFICE OF THE HEAD OF CIVIL SERVICE</b>	<b>717,653,220.00</b>	<b>130,024,161.28</b>	<b>395,326,812.41</b>	<b>55.1%</b>	<b>322,326,407.59</b>
012500100100	OFFICE OF THE HEAD OF CIVIL SERVICE	717,653,220.00	130,024,161.28	395,326,812.41	55.1%	322,326,407.59
<b>01400000000</b>	<b>OFFICE OF THE STATE AUDITOR-GENERAL</b>	<b>235,994,887.00</b>	<b>66,616,601.72</b>	<b>182,422,458.96</b>	<b>77.3%</b>	<b>53,572,428.04</b>
014000100100	OFFICE OF THE STATE AUDITOR-GENERAL	149,742,375.00	47,828,382.30	122,374,821.68	81.7%	27,367,553.32
014000200100	OFFICE OF THE LOCAL GOVT. AUDITOR-GENERAL	86,252,512.00	18,788,219.42	60,047,637.28	69.6%	26,204,874.72
<b>01470000000</b>	<b>CIVIL SERVICE COMMISSION</b>	<b>26,190,544.00</b>	<b>7,458,215.26</b>	<b>22,056,398.24</b>	<b>84.2%</b>	<b>4,134,145.76</b>
014700100100	CIVIL SERVICE COMMISSION	26,190,544.00	7,458,215.26	22,056,398.24	84.2%	4,134,145.76
<b>01490000000</b>	<b>LOCAL GOVERNMENT SERVICE COMMISSION</b>	<b>30,088,167.00</b>	<b>6,994,143.04</b>	<b>21,797,455.32</b>	<b>72.4%</b>	<b>8,290,711.68</b>
014900100100	LOCAL GOVERNMENT SERVICE COMMISSION	30,088,167.00	6,994,143.04	21,797,455.32	72.4%	8,290,711.68
<b>02000000000</b>	<b>ECONOMIC SECTOR</b>	<b>5,225,504,159.00</b>	<b>860,001,923.18</b>	<b>2,524,790,727.51</b>	<b>48.3%</b>	<b>2,700,713,431.49</b>
<b>02150000000</b>	<b>MINISTRY OF AGRICULTURE</b>	<b>759,680,775.00</b>	<b>184,943,591.39</b>	<b>552,477,587.59</b>	<b>72.7%</b>	<b>207,203,187.41</b>
021500100100	MINISTRY OF AGRICULTURE	412,511,446.00	107,640,747.63	312,666,101.96	75.8%	99,845,344.04
021500300100	KOGI AGRICULTURAL DEVELOPMENT PROJECT (ADP)	284,508,436.00	61,821,652.15	193,014,383.40	67.8%	91,494,052.60
021500500100	KOGI AGRO-ALLIED COMPANY	48,999,658.00	12,003,272.36	36,779,386.60	75.1%	12,220,271.40
021500600100	KOGI LAND DEV. BOARD	13,661,235.00	3,477,919.24	10,017,715.64	73.3%	3,643,519.36
<b>02200000000</b>	<b>MINISTRY OF FINANCE, BUDGET AND ECONOMIC PLANNING</b>	<b>3,043,111,793.00</b>	<b>401,545,427.11</b>	<b>1,163,688,298.27</b>	<b>38.2%</b>	<b>1,879,423,494.73</b>
022000100100	MINISTRY OF FINANCE, BUDGET AND ECONOMIC PLANNING	152,802,978.00	18,422,538.48	51,718,282.79	33.8%	101,084,695.21
022000110100	BUDGET AND ECONOMIC PLANNING	109,935,575.00	14,537,919.97	45,058,234.20	41.0%	64,877,340.80
022000700100	OFFICE OF THE ACCOUNTANT GENERAL	1,425,865,873.00	117,241,055.66	358,367,838.51	25.1%	1,067,498,034.49
022000800100	KOGI STATE INTERNAL REVENUE SERVICE (KGIRS)	1,354,507,367.00	251,343,913.00	708,543,942.77	52.3%	645,963,424.23
<b>02220000000</b>	<b>MIN. OF COMMERCE &amp; INDUSTRY</b>	<b>348,901,217.00</b>	<b>25,613,961.72</b>	<b>78,226,601.32</b>	<b>22.4%</b>	<b>270,674,615.68</b>
022200100100	MIN. OF COMMERCE & INDUSTRY	99,553,217.00	25,613,961.72	77,092,601.32	77.4%	22,460,615.68
022200700100	KOGI STATE ENTERPRISES DEVELOPMENT AGENCY	247,848,000.00	-	1,134,000.00	0.5%	246,714,000.00
022205300100	KOGI STATE MARKET DEVELOPMENT BOARD	1,500,000.00	-	-	0.0%	1,500,000.00



Code	Administrative Unit	2023 Original Budget	2023 Q3 Performance	2023 Performance Year to Date (Q1-Q3)	% Performance Year to Date against 2023 Original Budget	Balance (against Original Budget)
<b>022900000000</b>	<b>MINISTRY OF TRANSPORT</b>	<b>56,808,248.00</b>	<b>14,417,682.92</b>	<b>43,507,780.49</b>	<b>76.6%</b>	<b>13,300,467.51</b>
022900100100	MINISTRY OF TRANSPORT	56,808,248.00	14,417,682.92	43,507,780.49	76.6%	13,300,467.51
<b>023400000000</b>	<b>MINISTRY OF WORKS AND HOUSING</b>	<b>254,531,939.00</b>	<b>65,373,263.23</b>	<b>181,508,162.02</b>	<b>71.3%</b>	<b>73,023,776.98</b>
023400100100	MINISTRY OF WORKS AND HOUSING	166,199,650.00	50,624,325.49	135,400,451.81	81.5%	30,799,198.19
023400300100	ROAD MAINTENANCE AGENCY	38,529,515.00	7,668,404.38	24,426,790.43	63.4%	14,102,724.57
023400400100	KOGI STATE FIRE AGENCY	49,802,774.00	7,080,533.36	21,680,919.78	43.5%	28,121,854.22
<b>023600000000</b>	<b>MIN. OF CULTURE &amp; TOURISM</b>	<b>138,218,781.00</b>	<b>34,393,623.49</b>	<b>105,891,863.10</b>	<b>76.6%</b>	<b>32,326,917.90</b>
023600100100	MIN. OF CULTURE & TOURISM	47,755,642.00	11,594,449.86	36,204,153.91	75.8%	11,551,488.09
023600300100	COUNCIL FOR ARTS AND CULTURE	79,686,202.00	20,730,706.60	62,985,320.79	79.0%	16,700,881.21
023605200100	HOTEL AND TOURISM BOARD	10,776,937.00	2,068,467.03	6,702,388.39	62.2%	4,074,548.61
<b>023800000000</b>	<b>MINISTRY OF BUDGET AND PLANNING</b>	<b>26,942,293.00</b>	<b>-</b>	<b>-</b>	<b>0.0%</b>	<b>26,942,293.00</b>
023800200100	STATE BUREAU OF STATISTICS	26,942,293.00	-	-	0.0%	26,942,293.00
<b>025200000000</b>	<b>MINISTRY OF WATER RESOURCES</b>	<b>138,745,291.00</b>	<b>27,160,680.31</b>	<b>82,544,254.95</b>	<b>59.5%</b>	<b>56,201,036.05</b>
025200100100	MINISTRY OF WATER RESOURCES	54,344,519.00	14,223,043.36	41,045,986.86	75.5%	13,298,532.14
025210200100	KOGI STATE WATER BOARD	83,247,918.00	12,937,636.95	41,498,268.09	49.8%	41,749,649.91
025210300100	RURAL WATER AND SANITATION AGENCY (RUWASSA)	1,152,854.00	-	-	0.0%	1,152,854.00
<b>025300000000</b>	<b>BUREAU FOR LANDS AND URBAN DEVELOPMENT</b>	<b>348,676,070.00</b>	<b>80,271,150.53</b>	<b>236,259,061.82</b>	<b>67.8%</b>	<b>112,417,008.18</b>
025300100100	BUREAU FOR LANDS AND URBAN DEVELOPMENT	215,471,542.00	54,755,398.64	164,336,894.00	76.3%	51,134,648.00
025300200100	KOGI STATE UTILITY INFRASTRUCTURE MANAGEMENT AND COMPLIANCE A	40,000,000.00	120,578.40	539,431.44	1.3%	39,460,568.56
025300900100	KOGI STATE TOWN PLANNING AND DEVELOPMENT BOARD	93,204,528.00	25,395,173.49	71,382,736.37	76.6%	21,821,791.63
<b>026200000000</b>	<b>MINISTRY OF RURAL AND ENERGY DEVELOPMENT</b>	<b>109,887,752.00</b>	<b>26,282,542.48</b>	<b>80,687,117.96</b>	<b>73.4%</b>	<b>29,200,634.04</b>
026200100100	MINISTRY OF RURAL AND ENERGY DEVELOPMENT	109,887,752.00	26,282,542.48	80,687,117.96	73.4%	29,200,634.04
<b>030000000000</b>	<b>LAW &amp; JUSTICE SECTOR</b>	<b>3,583,224,552.00</b>	<b>822,986,662.28</b>	<b>2,205,475,995.68</b>	<b>61.6%</b>	<b>1,377,748,556.32</b>
<b>031800000000</b>	<b>KOGI STATE JUDICIAL SERVICE COMMISSION</b>	<b>3,090,539,391.00</b>	<b>717,685,122.13</b>	<b>1,890,327,273.99</b>	<b>61.2%</b>	<b>1,200,212,117.01</b>
031801100100	KOGI STATE JUDICIAL SERVICE COMMISSION	111,700,050.00	26,098,258.73	64,423,864.78	57.7%	47,276,185.22
031805100100	HIGH COURT OF JUSTICE	2,120,008,561.00	509,271,048.81	1,357,902,347.42	64.1%	762,106,213.58
031805200100	CUSTOMARY COURT OF APPEAL	403,574,280.00	83,785,156.28	214,658,816.36	53.2%	188,915,463.64
031805300100	SHARIA COURT OF APPEAL	455,256,500.00	98,530,658.31	253,342,245.43	55.6%	201,914,254.57
<b>032600000000</b>	<b>MINISTRY OF JUSTICE</b>	<b>492,685,161.00</b>	<b>105,301,540.15</b>	<b>315,148,721.69</b>	<b>64.0%</b>	<b>177,536,439.31</b>
032600100100	MINISTRY OF JUSTICE	447,617,881.00	105,301,540.15	315,148,721.69	70.4%	132,469,159.31
032600700100	KOGI STATE OFFICE OF THE PUBLIC DEFENDER AND CITIZENS' RIGHTS COM	45,067,280.00	-	-	0.0%	45,067,280.00
<b>050000000000</b>	<b>SOCIAL SECTOR</b>	<b>23,401,018,221.00</b>	<b>5,626,121,047.66</b>	<b>16,311,622,875.29</b>	<b>69.7%</b>	<b>7,089,395,345.71</b>
<b>051300000000</b>	<b>MINISTRY OF YOUTH &amp; SPORTS</b>	<b>123,016,760.00</b>	<b>29,451,151.42</b>	<b>88,718,325.68</b>	<b>72.1%</b>	<b>34,298,434.32</b>
051300100100	MINISTRY OF YOUTH & SPORTS	51,891,604.00	12,359,696.22	37,808,403.95	72.9%	14,083,200.05
051300200100	KOGI STATE SPORTS COUNCIL	71,125,156.00	17,091,455.20	50,909,921.73	71.6%	20,215,234.27
<b>051400000000</b>	<b>MINISTRY OF WOMEN AFFAIRS AND SOCIAL DEVELOPMENT</b>	<b>97,607,304.00</b>	<b>25,386,263.93</b>	<b>75,025,852.81</b>	<b>76.9%</b>	<b>22,581,451.19</b>
051400100100	MINISTRY OF WOMEN AFFAIRS AND SOCIAL DEVELOPMENT	92,807,304.00	24,736,263.93	74,025,852.81	79.8%	18,781,451.19
051400200100	KOGI STATE OFFICE FOR DISABILITY AFFAIRS	4,800,000.00	650,000.00	1,000,000.00	20.8%	3,800,000.00
<b>051700000000</b>	<b>MINISTRY OF EDUCATION, SCIENCE AND TECHNOLOGY</b>	<b>15,493,322,739.00</b>	<b>3,913,704,225.17</b>	<b>11,245,197,569.17</b>	<b>72.6%</b>	<b>4,248,125,169.83</b>
051700100100	MINISTRY OF EDUCATION, SCIENCE AND TECHNOLOGY	214,203,616.00	55,900,034.79	164,096,654.84	76.6%	50,106,961.16
051700200100	STATE UNIVERSAL BASIC EDUCATION BOARD	197,793,644.00	52,315,449.32	158,369,622.64	80.1%	39,424,021.36
051700800100	KOGI STATE LIBRARY BOARD	18,830,255.00	3,400,060.88	10,506,873.26	55.8%	8,323,381.74
051700900100	ADULT & NON-FORMAL EDUCATION BOARD	42,167,408.00	10,318,538.56	62,398,338.96	148.0%	- 20,230,930.96
051701800100	KOGI STATE POLYTECHNIC, LOKOJA	2,824,241,252.00	774,693,005.19	2,344,732,698.26	83.0%	479,508,553.74
051701900100	COLLEGE OF EDUCATION, ANKPA	1,566,292,208.00	354,922,895.00	1,084,891,507.66	69.3%	481,400,700.34
051702000100	COLLEGE OF EDUCATION TECHNICAL, KABBA	1,136,499,855.00	179,488,838.06	539,532,437.72	47.5%	596,967,417.28

Code	Administrative Unit	2023 Original Budget	2023 Q3 Performance	2023 Performance Year to Date (Q1-Q3)	% Performance Year to Date against 2023 Original Budget	Balance (against Original Budget)
051702100100	PRINCE ABUBAKAR AUDU UNIVERSITY, ANYIGBA	4,165,453,195.00	740,865,557.53	2,480,023,993.51	59.5%	1,685,429,201.49
051702500100	CONFLUENCE UNIVERSITY OF SCIENCE AND TECHNOLOGY (CUSTECH), OSA	452,710,098.00	119,688,013.65	292,544,466.53	64.6%	160,165,631.48
051705400100	KOGI STATE SCIENCE, TECHNOLOGY EDUCATION AND TEACHING SERVICE	4,707,835,323.00	1,595,616,920.75	4,042,834,489.64	85.9%	665,000,833.36
051705600100	STATE SCHOLARSHIP BOARD	8,068,891.00	1,270,303.33	4,040,560.68	50.1%	4,028,330.32
051706500100	NIGERIA-KOREA FRIENDSHIP INSTITUTE	159,226,994.00	25,224,608.12	61,225,925.48	38.5%	98,001,068.52
<b>05210000000</b>	<b>MINISTRY OF HEALTH</b>	<b>6,654,581,659.00</b>	<b>1,398,249,696.28</b>	<b>4,156,144,621.29</b>	<b>62.5%</b>	<b>2,498,437,037.71</b>
052100100100	MINISTRY OF HEALTH	802,797,343.00	122,578,684.23	328,117,321.75	40.9%	474,680,021.25
052100200100	KOGI STATE HEALTH INSURANCE AGENCY	91,572,546.00	-	-	0.0%	91,572,546.00
052100300100	PRIMARY HEALTHCARE DEVELOPMENT AGENCY	98,664,724.00	25,070,501.85	71,290,811.98	72.3%	27,373,912.02
052102600100	PRINCE ABUBAKAR AUDU UNIVERSITY TEACHING HOSPITAL, ANYIGBA	722,605,210.00	93,878,610.12	276,711,879.61	38.3%	445,893,330.39
052102700100	KOGI STATE SPECIALIST HOSPITAL, LOKOJA	1,202,073,585.00	287,802,839.64	868,838,073.14	72.3%	333,235,511.86
052110200100	KOGI STATE HOSPITAL MANAGEMENT BOARD	3,195,811,087.00	727,633,025.10	2,190,255,192.98	68.5%	1,005,555,894.02
052110400100	COLLEGE OF NURSING AND MIDWIFERY, OBANGEDE	200,434,477.00	61,068,374.99	181,446,507.17	90.5%	18,987,969.83
052110600100	COLLEGE OF HEALTH SCIENCE & TECHNOLOGY, IDAH	340,622,687.00	80,217,660.36	239,484,834.66	70.3%	101,137,852.34
<b>05350000000</b>	<b>MINISTRY OF ENVIRONMENT</b>	<b>429,227,561.00</b>	<b>113,404,121.46</b>	<b>329,461,483.45</b>	<b>76.8%</b>	<b>99,766,077.55</b>
053500100100	MINISTRY OF ENVIRONMENT	135,136,063.00	35,969,985.34	106,256,047.73	78.6%	28,880,015.27
053501600100	STATE ENVIRONMENTAL PROTECTION AGENCY	45,948,856.00	12,362,144.79	35,400,592.92	77.0%	10,548,263.08
053505300100	SANITATION & WASTE MANAGEMENT BOARD	248,142,642.00	65,071,991.33	187,804,842.80	75.7%	60,337,799.20
<b>05510000000</b>	<b>MINISTRY OF LOCAL GOVERNMENT AND CHIEFTAINCY AFFAIRS</b>	<b>603,262,198.00</b>	<b>145,925,589.40</b>	<b>417,075,022.88</b>	<b>69.1%</b>	<b>186,187,175.12</b>
055100100100	MINISTRY OF LOCAL GOVERNMENT AND CHIEFTAINCY AFFAIRS	603,262,198.00	145,925,589.40	417,075,022.88	69.1%	186,187,175.12

Table 6: Overhead Expenditure by Administrative Classification

## Kogi State Government Budget Performance Report 2023 Q3 - Overhead Expenditure by Administrative Classification

Code	Administrative Unit	2023 Original Budget	2023 Q3 Performance	2023 Performance Year to Date (Q1-Q3)	% Performance Year to Date against 2023 Original Budget	Balance (against Original Budget)
	<b>Total Overhead Expenditure</b>	<b>36,722,688,599.00</b>	<b>11,615,825,540.52</b>	<b>21,895,374,823.37</b>	<b>59.6%</b>	<b>14,827,313,775.63</b>
<b>01000000000</b>	<b>ADMINISTRATION SECTOR</b>	<b>19,444,029,317.00</b>	<b>4,538,385,829.41</b>	<b>11,179,175,017.31</b>	<b>57.5%</b>	<b>8,264,854,299.69</b>
<b>01110000000</b>	<b>GOVERNORS OFFICE</b>	<b>14,992,998,496.00</b>	<b>3,542,527,634.68</b>	<b>8,454,687,831.69</b>	<b>56.4%</b>	<b>6,538,310,664.31</b>
011100100100	GOVERNMENT HOUSE	13,404,041,600.00	3,408,977,254.68	8,152,113,261.69	60.8%	5,251,928,338.31
011100100200	DEPUTY GOVERNORS OFFICE	1,075,760,000.00	116,920,000.00	233,920,000.00	21.7%	841,840,000.00
011100800100	EMERGENCY MANAGEMENT AGENCY	23,736,990.00	69,600.00	69,600.00	0.3%	23,667,390.00
011101000100	BUREAU OF PUBLIC PROCUREMENT (BPP)	126,149,095.00	2,601,000.00	27,069,850.00	21.5%	99,079,245.00
011103500100	KOGI STATE PENSION COMMISSION	239,646,400.00	12,440,000.00	34,936,000.00	14.6%	204,710,400.00
011111100100	KOGI STATE INVESTMENT PROMOTION & PUBLIC PRIVATE P	123,664,411.00	1,519,780.00	6,579,120.00	5.3%	117,085,291.00
<b>01610000000</b>	<b>OFFICE OF THE SECRETARY TO THE STATE GOVERNMENT</b>	<b>1,208,536,550.00</b>	<b>114,401,230.63</b>	<b>458,739,639.39</b>	<b>38.0%</b>	<b>749,796,910.61</b>
016100100100	OFFICE OF THE SECRETARY TO THE STATE GOVERNMENT	426,060,196.00	27,910,360.13	81,370,742.83	19.1%	344,689,453.17
016103800100	CHRISTIAN PILGRIMS COMMISSION	120,524,504.00	1,308,105.50	73,801,389.50	61.2%	46,723,114.50
016103700100	KOGI STATE HAJJ COMMISSION	226,401,850.00	4,894,300.00	106,603,329.06	47.1%	119,798,520.94
016105500100	STATE SECURITY TRUST FUND	408,150,000.00	80,288,465.00	196,964,178.00	48.3%	211,185,822.00
016103300100	KOGI STATE HIV/AIDS CONTROL AGENCY	27,400,000.00	-	-	0.0%	27,400,000.00
<b>01120000000</b>	<b>KOGI STATE HOUSE OF ASSEMBLY</b>	<b>1,432,453,802.00</b>	<b>189,247,803.15</b>	<b>561,580,483.49</b>	<b>39.2%</b>	<b>870,873,318.51</b>
011200300100	KOGI STATE HOUSE OF ASSEMBLY	1,172,612,152.00	184,714,990.24	548,071,189.21	46.7%	624,540,962.79
011200400100	KOGI STATE HOUSE OF ASSEMBLY SERVICE COMMISSION	259,841,650.00	4,532,812.91	13,509,294.28	5.2%	246,332,355.72
<b>01230000000</b>	<b>MINISTRY OF INFORMATION AND COMMUNICATION</b>	<b>476,106,356.00</b>	<b>356,991,093.72</b>	<b>1,008,694,543.60</b>	<b>211.9%</b>	<b>- 532,588,187.60</b>
012300100100	MINISTRY OF INFORMATION AND COMMUNICATION	292,249,050.00	349,770,900.00	990,439,087.33	338.9%	- 698,190,037.33
012300300100	KOGI STATE BROADCASTING CORPORATION	168,028,678.00	7,220,193.72	18,255,456.27	10.9%	149,773,221.73
012301300100	KOGI STATE NEWSPAPER CORPORATION	15,828,628.00	-	-	0.0%	15,828,628.00
<b>01250000000</b>	<b>OFFICE OF THE HEAD OF CIVIL SERVICE</b>	<b>273,136,539.00</b>	<b>62,190,150.00</b>	<b>147,706,720.00</b>	<b>54.1%</b>	<b>125,429,819.00</b>
012500100100	OFFICE OF THE HEAD OF CIVIL SERVICE	273,136,539.00	62,190,150.00	147,706,720.00	54.1%	125,429,819.00
<b>01400000000</b>	<b>OFFICE OF THE STATE AUDITOR-GENERAL</b>	<b>657,450,377.00</b>	<b>130,833,315.62</b>	<b>405,571,197.53</b>	<b>61.7%</b>	<b>251,879,179.47</b>
014000100100	OFFICE OF THE STATE AUDITOR-GENERAL	191,863,502.00	12,106,876.62	50,957,414.53	26.6%	140,906,087.47
014000200100	OFFICE OF THE LOCAL GOVT. AUDITOR-GENERAL	374,304,375.00	118,726,439.00	354,613,783.00	94.7%	19,690,592.00
014000300100	STATE AUDIT SERVICE BOARD	40,000,000.00	-	-	0.0%	40,000,000.00
014000400100	LOCAL GOVERNMENT AUDIT BOARD	51,282,500.00	-	-	0.0%	51,282,500.00
<b>01470000000</b>	<b>CIVIL SERVICE COMMISSION</b>	<b>25,745,200.00</b>	<b>3,983,999.20</b>	<b>3,983,999.20</b>	<b>15.5%</b>	<b>21,761,200.80</b>
014700100100	CIVIL SERVICE COMMISSION	25,745,200.00	3,983,999.20	3,983,999.20	15.5%	21,761,200.80
<b>01480000000</b>	<b>STATE INDEPENDENT ELECTORAL COMMISSION (SIEC)</b>	<b>11,095,597.00</b>	<b>-</b>	<b>-</b>	<b>0.0%</b>	<b>11,095,597.00</b>
014800100100	STATE INDEPENDENT ELECTORAL COMMISSION (SIEC)	11,095,597.00	-	-	0.0%	11,095,597.00
<b>01490000000</b>	<b>LOCAL GOVERNMENT SERVICE COMMISSION</b>	<b>366,506,400.00</b>	<b>138,210,602.41</b>	<b>138,210,602.41</b>	<b>37.7%</b>	<b>228,295,797.59</b>
014900100100	LOCAL GOVERNMENT SERVICE COMMISSION	366,506,400.00	138,210,602.41	138,210,602.41	37.7%	228,295,797.59
<b>02000000000</b>	<b>ECONOMIC SECTOR</b>	<b>5,650,963,169.00</b>	<b>824,995,091.55</b>	<b>2,040,509,090.15</b>	<b>36.1%</b>	<b>3,610,454,078.85</b>
<b>02150000000</b>	<b>MINISTRY OF AGRICULTURE</b>	<b>413,432,663.00</b>	<b>108,466,882.83</b>	<b>109,966,882.83</b>	<b>26.6%</b>	<b>303,465,780.17</b>
021500100100	MINISTRY OF AGRICULTURE	402,638,491.00	108,466,882.83	109,966,882.83	27.3%	292,671,608.17
021500300100	KOGI AGRICULTURAL DEVELOPMENT PROJECT (ADP)	8,875,000.00	-	-	0.0%	8,875,000.00
021500500100	KOGI AGRO-ALLIED COMPANY	1,026,241.00	-	-	0.0%	1,026,241.00
021500600100	KOGI LAND DEV. BOARD	892,931.00	-	-	0.0%	892,931.00
<b>02200000000</b>	<b>MINISTRY OF FINANCE, BUDGET AND ECONOMIC PLANNING</b>	<b>3,954,300,270.00</b>	<b>678,211,763.64</b>	<b>1,828,675,591.07</b>	<b>46.2%</b>	<b>2,125,624,678.93</b>
022000100100	MINISTRY OF FINANCE, BUDGET AND ECONOMIC PLANNING	1,199,294,079.00	4,373,500.00	10,914,150.00	0.9%	1,188,379,929.00



Code	Administrative Unit	2023 Original Budget	2023 Q3 Performance	2023 Performance Year to Date (Q1-Q3)	% Performance Year to Date against 2023 Original Budget	Balance (against Original Budget)
022000110100	BUDGET AND ECONOMIC PLANNING	762,439,535.00	198,943,910.00	205,664,110.00	27.0%	556,775,425.00
022000200100	DEBT MANAGEMENT OFFICE	91,860,000.00	-	-	0.0%	91,860,000.00
022000700100	OFFICE OF THE ACCOUNTANT GENERAL	1,134,854,500.00	321,114,804.64	1,165,275,045.07	102.7%	- 30,420,545.07
022000800100	KOGI STATE INTERNAL REVENUE SERVICE (KGIRS)	765,852,156.00	153,779,549.00	446,822,286.00	58.3%	319,029,870.00
<b>022200000000</b>	<b>MIN. OF COMMERCE &amp; INDUSTRY</b>	<b>337,375,820.00</b>	<b>15,983,150.00</b>	<b>22,063,750.00</b>	<b>6.5%</b>	<b>315,312,070.00</b>
022200100100	MIN. OF COMMERCE & INDUSTRY	15,130,000.00	1,204,000.00	4,158,300.00	27.5%	10,971,700.00
022200700100	KOGI STATE ENTERPRISES DEVELOPMENT AGENCY	314,079,328.00	14,779,150.00	17,905,450.00	5.7%	296,173,878.00
022205300100	KOGI STATE MARKET DEVELOPMENT BOARD	8,166,492.00	-	-	0.0%	8,166,492.00
<b>022900000000</b>	<b>MINISTRY OF TRANSPORT</b>	<b>24,200,000.00</b>	<b>1,758,000.00</b>	<b>1,758,000.00</b>	<b>7.3%</b>	<b>22,442,000.00</b>
022900100100	MINISTRY OF TRANSPORT	24,200,000.00	1,758,000.00	1,758,000.00	7.3%	22,442,000.00
<b>023300000000</b>	<b>MINISTRY OF SOLID MINERAL AND NATURAL RESOURCES</b>	<b>200,378,500.00</b>	<b>233,000.00</b>	<b>1,632,000.00</b>	<b>0.8%</b>	<b>198,746,500.00</b>
023300100100	MINISTRY OF SOLID MINERAL AND NATURAL RESOURCES	52,678,500.00	233,000.00	1,632,000.00	3.1%	51,046,500.00
023300100200	KOGI STATE SOLID MINERALS DEVELOPMENT AGENCY	147,700,000.00	-	-	0.0%	147,700,000.00
<b>023400000000</b>	<b>MINISTRY OF WORKS AND HOUSING</b>	<b>212,275,391.00</b>	<b>5,702,670.00</b>	<b>25,802,016.00</b>	<b>12.2%</b>	<b>186,473,375.00</b>
023400100100	MINISTRY OF WORKS AND HOUSING	201,150,000.00	2,792,670.00	22,743,016.00	11.3%	178,406,984.00
023400300100	ROAD MAINTENANCE AGENCY	9,556,316.00	2,707,000.00	2,707,000.00	28.3%	6,849,316.00
023400400100	KOGI STATE FIRE AGENCY	1,569,075.00	203,000.00	352,000.00	22.4%	1,217,075.00
<b>023600000000</b>	<b>MIN. OF CULTURE &amp; TOURISM</b>	<b>182,920,552.00</b>	<b>349,300.00</b>	<b>6,349,300.00</b>	<b>3.5%</b>	<b>176,571,252.00</b>
023600100100	MIN. OF CULTURE & TOURISM	99,450,040.00	245,000.00	6,245,000.00	6.3%	93,205,040.00
023600300100	COUNCIL FOR ARTS AND CULTURE	83,056,710.00	76,000.00	76,000.00	0.1%	82,980,710.00
023605200100	HOTEL AND TOURISM BOARD	413,802.00	28,300.00	28,300.00	6.8%	385,502.00
<b>023800000000</b>	<b>MINISTRY OF BUDGET AND PLANNING</b>	<b>41,078,816.00</b>	<b>500,000.00</b>	<b>500,000.00</b>	<b>1.2%</b>	<b>40,578,816.00</b>
023800200100	STATE BUREAU OF STATISTICS	41,078,816.00	500,000.00	500,000.00	1.2%	40,578,816.00
<b>025000000000</b>	<b>KOGI STATE FISCAL RESPONSIBILITY COMMISSION</b>	<b>16,280,568.00</b>	<b>494,100.00</b>	<b>494,100.00</b>	<b>3.0%</b>	<b>15,786,468.00</b>
025000100100	KOGI STATE FISCAL RESPONSIBILITY COMMISSION	16,280,568.00	494,100.00	494,100.00	3.0%	15,786,468.00
<b>025200000000</b>	<b>MINISTRY OF WATER RESOURCES</b>	<b>17,425,737.00</b>	<b>701,000.00</b>	<b>861,000.00</b>	<b>4.9%</b>	<b>16,564,737.00</b>
025200100100	MINISTRY OF WATER RESOURCES	5,208,000.00	496,000.00	496,000.00	9.5%	4,712,000.00
025210200100	KOGI STATE WATER BOARD	9,190,280.00	205,000.00	365,000.00	4.0%	8,825,280.00
025210300100	RURAL WATER AND SANITATION AGENCY (RUWASSA)	3,027,457.00	-	-	0.0%	3,027,457.00
<b>025300000000</b>	<b>BUREAU FOR LANDS AND URBAN DEVELOPMENT</b>	<b>247,472,874.00</b>	<b>12,099,225.08</b>	<b>41,910,450.25</b>	<b>16.9%</b>	<b>205,562,423.75</b>
025300100100	BUREAU FOR LANDS AND URBAN DEVELOPMENT	95,740,874.00	7,636,600.00	24,688,980.00	25.8%	71,051,894.00
025300200100	KOGI STATE UTILITY INFRASTRUCTURE MANAGEMENT AND C	119,792,000.00	1,400,000.00	6,137,600.00	5.1%	113,654,400.00
025300900100	KOGI STATE TOWN PLANNING AND DEVELOPMENT BOARD	31,940,000.00	3,062,625.08	11,083,870.25	34.7%	20,856,129.75
<b>026200000000</b>	<b>MINISTRY OF RURAL AND ENERGY DEVELOPMENT</b>	<b>3,821,978.00</b>	<b>496,000.00</b>	<b>496,000.00</b>	<b>13.0%</b>	<b>3,325,978.00</b>
026200100100	MINISTRY OF RURAL AND ENERGY DEVELOPMENT	3,821,978.00	496,000.00	496,000.00	13.0%	3,325,978.00
<b>030000000000</b>	<b>LAW &amp; JUSTICE SECTOR</b>	<b>1,917,530,069.00</b>	<b>1,844,930,272.47</b>	<b>2,369,042,976.88</b>	<b>123.5%</b>	<b>- 451,512,907.88</b>
<b>031800000000</b>	<b>KOGI STATE JUDICIAL SERVICE COMMISSION</b>	<b>1,144,276,327.00</b>	<b>178,425,903.47</b>	<b>628,745,332.88</b>	<b>54.9%</b>	<b>515,530,994.12</b>
031801100100	KOGI STATE JUDICIAL SERVICE COMMISSION	80,343,495.00	9,791,117.88	28,998,758.99	36.1%	51,344,736.01
031805100100	HIGH COURT OF JUSTICE	648,950,351.00	87,997,117.39	338,742,254.04	52.2%	310,208,096.96
031805200100	CUSTOMARY COURT OF APPEAL	206,007,481.00	43,482,650.00	151,065,029.35	73.3%	54,942,451.65
031805300100	SHARIA COURT OF APPEAL	208,975,000.00	37,155,018.20	109,939,290.50	52.6%	99,035,709.50
<b>032600000000</b>	<b>MINISTRY OF JUSTICE</b>	<b>773,253,742.00</b>	<b>1,666,504,369.00</b>	<b>1,740,297,644.00</b>	<b>225.1%</b>	<b>- 967,043,902.00</b>
032600100100	MINISTRY OF JUSTICE	511,153,742.00	1,650,000,000.00	1,712,127,650.00	335.0%	- 1,200,973,908.00
032600700100	KOGI STATE OFFICE OF THE PUBLIC DEFENDER AND CITIZEN	262,100,000.00	16,504,369.00	28,169,994.00	10.7%	233,930,006.00

Code	Administrative Unit	2023 Original Budget	2023 Q3 Performance	2023 Performance Year to Date (Q1-Q3)	% Performance Year to Date against 2023 Original Budget	Balance (against Original Budget)
<b>05000000000</b>	<b>SOCIAL SECTOR</b>	<b>9,710,166,044.00</b>	<b>4,407,514,347.09</b>	<b>6,306,647,739.03</b>	<b>64.9%</b>	<b>3,403,518,304.97</b>
<b>05130000000</b>	<b>MINISTRY OF YOUTH &amp; SPORTS</b>	<b>253,528,684.00</b>	<b>4,796,000.00</b>	<b>4,796,000.00</b>	<b>1.9%</b>	<b>248,732,684.00</b>
051300100100	MINISTRY OF YOUTH & SPORTS	247,315,582.00	996,000.00	996,000.00	0.4%	246,319,582.00
051300200100	KOGI STATE SPORTS COUNCIL	6,213,102.00	3,800,000.00	3,800,000.00	61.2%	2,413,102.00
<b>05140000000</b>	<b>MINISTRY OF WOMEN AFFAIRS AND SOCIAL DEVELOPMENT</b>	<b>273,052,000.00</b>	<b>3,327,816,477.00</b>	<b>3,332,006,477.00</b>	<b>1220.3%</b>	<b>- 3,058,954,477.00</b>
051400100100	MINISTRY OF WOMEN AFFAIRS AND SOCIAL DEVELOPMENT	123,224,000.00	3,318,366,477.00	3,320,406,477.00	2694.6%	- 3,197,182,477.00
051400200100	KOGI STATE OFFICE FOR DISABILITY AFFAIRS	149,828,000.00	9,450,000.00	11,600,000.00	7.7%	138,228,000.00
<b>05170000000</b>	<b>MINISTRY OF EDUCATION, SCIENCE AND TECHNOLOGY</b>	<b>3,716,542,379.00</b>	<b>700,713,225.61</b>	<b>1,928,487,716.92</b>	<b>51.9%</b>	<b>1,788,054,662.08</b>
051700100100	MINISTRY OF EDUCATION, SCIENCE AND TECHNOLOGY	290,749,925.00	32,675,188.09	84,938,570.30	29.2%	205,811,354.70
051700200100	STATE UNIVERSAL BASIC EDUCATION BOARD	37,279,456.00	-	-	0.0%	37,279,456.00
051700800100	KOGI STATE LIBRARY BOARD	1,229,328.00	-	-	0.0%	1,229,328.00
051700900100	ADULT & NON-FORMAL EDUCATION BOARD	16,262,442.00	822,000.00	822,000.00	5.1%	15,440,442.00
051701800100	KOGI STATE POLYTECHNIC, LOKOJA	1,174,857,029.00	87,133,669.83	340,708,363.30	29.0%	834,148,665.70
051701900100	COLLEGE OF EDUCATION, ANKPA	108,808,000.00	13,706,669.86	34,784,191.88	32.0%	74,023,808.12
051702000100	COLLEGE OF EDUCATION TECHNICAL, KABBA	158,200,000.00	12,555,808.00	19,106,158.00	12.1%	139,093,842.00
051702100100	PRINCE ABUBAKAR AUDU UNIVERSITY, ANYIGBA	759,800,000.00	273,460,920.20	620,433,414.49	81.7%	139,366,585.51
051702500100	CONFLUENCE UNIVERSITY OF SCIENCE AND TECHNOLOGY (C	939,700,000.00	263,528,969.63	801,041,868.95	85.2%	138,658,131.05
051705400100	KOGI STATE SCIENCE, TECHNOLOGY EDUCATION AND TEACH	78,300,000.00	9,959,000.00	18,274,500.00	23.3%	60,025,500.00
051705600100	STATE SCHOLARSHIP BOARD	3,289,422.00	-	-	0.0%	3,289,422.00
051706500100	NIGERIA-KOREA FRIENDSHIP INSTITUTE	148,066,777.00	6,871,000.00	8,378,650.00	5.7%	139,688,127.00
<b>05210000000</b>	<b>MINISTRY OF HEALTH</b>	<b>3,940,655,188.00</b>	<b>169,164,729.49</b>	<b>467,267,493.77</b>	<b>11.9%</b>	<b>3,473,387,694.23</b>
052100100100	MINISTRY OF HEALTH	149,358,904.00	1,996,000.00	35,996,000.00	24.1%	113,362,904.00
052100200100	KOGI STATE HEALTH INSURANCE AGENCY	1,506,560,720.00	52,188,663.53	124,463,798.04	8.3%	1,382,096,921.96
052100300100	PRIMARY HEALTHCARE DEVELOPMENT AGENCY	1,943,907,612.00	14,233,300.00	49,110,460.00	2.5%	1,894,797,152.00
052102600100	PRINCE ABUBAKAR AUDU UNIVERSITY TEACHING HOSPITAL,	49,380,000.00	2,099,250.00	9,269,030.00	18.8%	40,110,970.00
052102700100	KOGI STATE SPECIALIST HOSPITAL, LOKOJA	90,230,755.00	50,049,787.82	154,680,449.29	171.4%	- 64,449,694.29
052110200100	KOGI STATE HOSPITAL MANAGEMENT BOARD	60,900,800.00	9,507,194.08	26,944,038.81	44.2%	33,956,761.19
052110400100	COLLEGE OF NURSING AND MIDWIFERY, OBANGEDE	102,220,000.00	27,988,972.48	50,074,033.73	49.0%	52,145,966.27
052110600100	COLLEGE OF HEALTH SCIENCE & TECHNOLOGY, IDAH	38,096,397.00	11,101,561.58	16,729,683.90	43.9%	21,366,713.10
<b>05350000000</b>	<b>MINISTRY OF ENVIRONMENT</b>	<b>297,568,188.00</b>	<b>2,586,750.00</b>	<b>3,718,750.00</b>	<b>1.2%</b>	<b>293,849,438.00</b>
053500100100	MINISTRY OF ENVIRONMENT	185,370,000.00	320,000.00	1,452,000.00	0.8%	183,918,000.00
053501600100	STATE ENVIRONMENTAL PROTECTION AGENCY	1,689,904.00	246,000.00	246,000.00	14.6%	1,443,904.00
053505300100	SANITATION & WASTE MANAGEMENT BOARD	110,508,284.00	2,020,750.00	2,020,750.00	1.8%	108,487,534.00
<b>05510000000</b>	<b>MINISTRY OF LOCAL GOVERNMENT AND CHIEFTAINCY AFFAIRS</b>	<b>1,228,819,605.00</b>	<b>202,437,164.99</b>	<b>570,371,301.34</b>	<b>46.4%</b>	<b>658,448,303.66</b>
055100100100	MINISTRY OF LOCAL GOVERNMENT AND CHIEFTAINCY AFFAIRS	1,228,819,605.00	202,437,164.99	570,371,301.34	46.4%	658,448,303.66

Table 7: Capital Expenditure by Administrative Classification

## Kogi State Government Budget Performance Report 2023 Q3 - Capital Expenditure by Administrative Classification

Code	Administrative Unit	2023 Original Budget	2023 Q3 Performance	2023 Performance Year to Date (Q1-Q3)	% Performance Year to Date against 2023 Original Budget	Balance (against Original Budget)
	<b>Total Capital Expenditure</b>	<b>70,745,769,151.00</b>	<b>12,089,773,872.27</b>	<b>21,723,505,085.33</b>	<b>30.7%</b>	<b>49,022,264,065.67</b>
<b>010000000000</b>	<b>ADMINISTRATION SECTOR</b>	<b>7,171,581,308.00</b>	<b>1,547,018,350.00</b>	<b>1,942,154,509.68</b>	<b>27.1%</b>	<b>5,229,426,798.32</b>
<b>011100000000</b>	<b>GOVERNORS OFFICE</b>	<b>1,404,525,160.00</b>	-	<b>24,928,795.26</b>	<b>1.8%</b>	<b>1,379,596,364.74</b>
011100100100	GOVERNMENT HOUSE	542,000,000.00	-	24,928,795.26	4.6%	517,071,204.74
011100100200	DEPUTY GOVERNORS OFFICE	507,525,160.00	-	-	0.0%	507,525,160.00
011101000100	BUREAU OF PUBLIC PROCUREMENT (BPP)	250,000,000.00	-	-	0.0%	250,000,000.00
011103500100	KOGI STATE PENSION COMMISSION	105,000,000.00	-	-	0.0%	105,000,000.00
<b>016100000000</b>	<b>OFFICE OF THE SECRETARY TO THE STATE GOVERNMENT</b>	<b>612,445,036.00</b>	<b>47,880,000.00</b>	<b>59,892,200.00</b>	<b>9.8%</b>	<b>552,552,836.00</b>
016100100100	OFFICE OF THE SECRETARY TO THE STATE GOVERNMENT	185,536,971.00	-	42,200.00	0.0%	185,494,771.00
016103800100	CHRISTIAN PILGRIMS COMMISSION	16,908,065.00	-	-	0.0%	16,908,065.00
016103700100	KOGI STATE HAJJ COMMISSION	10,000,000.00	-	-	0.0%	10,000,000.00
016105500100	STATE SECURITY TRUST FUND	400,000,000.00	47,880,000.00	59,850,000.00	15.0%	340,150,000.00
<b>011200000000</b>	<b>KOGI STATE HOUSE OF ASSEMBLY</b>	<b>2,618,965,097.00</b>	<b>727,818,000.00</b>	<b>727,818,000.00</b>	<b>27.8%</b>	<b>1,891,147,097.00</b>
011200300100	KOGI STATE HOUSE OF ASSEMBLY	2,408,666,055.00	727,818,000.00	727,818,000.00	30.2%	1,680,848,055.00
011200400100	KOGI STATE HOUSE OF ASSEMBLY SERVICE COMMISSION	210,299,042.00	-	-	0.0%	210,299,042.00
<b>012300000000</b>	<b>MINISTRY OF INFORMATION AND COMMUNICATION</b>	<b>322,500,380.00</b>	<b>19,452,000.00</b>	<b>36,807,430.76</b>	<b>11.4%</b>	<b>285,692,949.24</b>
012300100100	MINISTRY OF INFORMATION AND COMMUNICATION	322,500,380.00	19,452,000.00	36,807,430.76	11.4%	285,692,949.24
<b>012500000000</b>	<b>OFFICE OF THE HEAD OF CIVIL SERVICE</b>	<b>1,842,000,000.00</b>	<b>751,868,350.00</b>	<b>1,092,708,083.66</b>	<b>59.3%</b>	<b>749,291,916.34</b>
012500100100	OFFICE OF THE HEAD OF CIVIL SERVICE	1,842,000,000.00	751,868,350.00	1,092,708,083.66	59.3%	749,291,916.34
<b>014000000000</b>	<b>OFFICE OF THE STATE AUDITOR-GENERAL</b>	<b>203,024,000.00</b>	-	-	<b>0.0%</b>	<b>203,024,000.00</b>
014000100100	OFFICE OF THE STATE AUDITOR-GENERAL	200,000,000.00	-	-	0.0%	200,000,000.00
014000200100	OFFICE OF THE LOCAL GOVT. AUDITOR-GENERAL	3,024,000.00	-	-	0.0%	3,024,000.00
<b>014700000000</b>	<b>CIVIL SERVICE COMMISSION</b>	<b>29,006,400.00</b>	-	-	<b>0.0%</b>	<b>29,006,400.00</b>
014700100100	CIVIL SERVICE COMMISSION	29,006,400.00	-	-	0.0%	29,006,400.00
<b>014800000000</b>	<b>STATE INDEPENDENT ELECTORAL COMMISSION (SIEC)</b>	<b>65,148,648.00</b>	-	-	<b>0.0%</b>	<b>65,148,648.00</b>
014800100100	STATE INDEPENDENT ELECTORAL COMMISSION (SIEC)	65,148,648.00	-	-	0.0%	65,148,648.00
<b>014900000000</b>	<b>LOCAL GOVERNMENT SERVICE COMMISSION</b>	<b>73,966,587.00</b>	-	-	<b>0.0%</b>	<b>73,966,587.00</b>
014900100100	LOCAL GOVERNMENT SERVICE COMMISSION	73,966,587.00	-	-	0.0%	73,966,587.00
<b>020000000000</b>	<b>ECONOMIC SECTOR</b>	<b>31,987,267,361.00</b>	<b>8,625,244,311.63</b>	<b>13,817,906,192.25</b>	<b>43.2%</b>	<b>18,169,361,168.75</b>
<b>021500000000</b>	<b>MINISTRY OF AGRICULTURE</b>	<b>8,381,200,000.00</b>	<b>895,829,696.07</b>	<b>895,829,696.07</b>	<b>10.7%</b>	<b>7,485,370,303.93</b>
021500100100	MINISTRY OF AGRICULTURE	8,381,200,000.00	895,829,696.07	895,829,696.07	10.7%	7,485,370,303.93
<b>022000000000</b>	<b>MINISTRY OF FINANCE, BUDGET AND ECONOMIC PLANNING</b>	<b>2,194,234,000.00</b>	<b>40,806,845.00</b>	<b>478,615,624.00</b>	<b>21.8%</b>	<b>1,715,618,376.00</b>
022000100100	MINISTRY OF FINANCE, BUDGET AND ECONOMIC PLANNING	1,542,384,000.00	-	360,945,179.00	23.4%	1,181,438,821.00
022000700100	OFFICE OF THE ACCOUNTANT GENERAL	445,000,000.00	-	-	0.0%	445,000,000.00
022000800100	KOGI STATE INTERNAL REVENUE SERVICE (KGIRS)	206,850,000.00	40,806,845.00	117,670,445.00	56.9%	89,179,555.00
<b>022200000000</b>	<b>MIN. OF COMMERCE &amp; INDUSTRY</b>	<b>1,861,500,000.00</b>	-	<b>12,847,700.00</b>	<b>0.7%</b>	<b>1,848,652,300.00</b>
022200100100	MIN. OF COMMERCE & INDUSTRY	631,500,000.00	-	-	0.0%	631,500,000.00
022200700100	KOGI STATE ENTERPRISES DEVELOPMENT AGENCY	1,230,000,000.00	-	12,847,700.00	1.0%	1,217,152,300.00
<b>022900000000</b>	<b>MINISTRY OF TRANSPORT</b>	<b>274,738,993.00</b>	-	-	<b>0.0%</b>	<b>274,738,993.00</b>
022900100100	MINISTRY OF TRANSPORT	274,738,993.00	-	-	0.0%	274,738,993.00
<b>023300000000</b>	<b>MINISTRY OF SOLID MINERAL AND NATURAL RESOURCES</b>	<b>600,000,000.00</b>	<b>20,694,400.00</b>	<b>21,994,400.00</b>	<b>3.7%</b>	<b>578,005,600.00</b>
023300100100	MINISTRY OF SOLID MINERAL AND NATURAL RESOURCES	600,000,000.00	20,694,400.00	21,994,400.00	3.7%	578,005,600.00
<b>023400000000</b>	<b>MINISTRY OF WORKS AND HOUSING</b>	<b>12,163,437,534.00</b>	<b>4,837,241,097.02</b>	<b>8,028,121,652.71</b>	<b>66.0%</b>	<b>4,135,315,881.29</b>
023400100100	MINISTRY OF WORKS AND HOUSING	11,678,437,534.00	2,110,843,433.94	4,746,216,685.44	40.6%	6,932,220,848.56
023400300100	ROAD MAINTENANCE AGENCY	485,000,000.00	2,726,397,663.08	3,281,904,967.27	676.7%	- 2,796,904,967.27

Code	Administrative Unit	2023 Original Budget	2023 Q3 Performance	2023 Performance Year to Date (Q1-Q3)	% Performance Year to Date against 2023 Original Budget	Balance (against Original Budget)
<b>023600000000</b>	<b>MIN. OF CULTURE &amp; TOURISM</b>	<b>213,560,000.00</b>	-	-	<b>0.0%</b>	<b>213,560,000.00</b>
023600100100	MIN. OF CULTURE & TOURISM	213,560,000.00	-	-	0.0%	213,560,000.00
<b>025200000000</b>	<b>MINISTRY OF WATER RESOURCES</b>	<b>1,850,496,434.00</b>	-	<b>96,371,452.00</b>	<b>5.2%</b>	<b>1,754,124,982.00</b>
025200100100	MINISTRY OF WATER RESOURCES	1,799,496,434.00	-	87,471,452.00	4.9%	1,712,024,982.00
025210200100	KOGI STATE WATER BOARD	51,000,000.00	-	8,900,000.00	17.5%	42,100,000.00
<b>025300000000</b>	<b>BUREAU FOR LANDS AND URBAN DEVELOPMENT</b>	<b>1,075,100,400.00</b>	<b>10,320,000.00</b>	<b>78,257,150.00</b>	<b>7.3%</b>	<b>996,843,250.00</b>
025300100100	BUREAU FOR LANDS AND URBAN DEVELOPMENT	795,350,400.00	10,320,000.00	78,257,150.00	9.8%	717,093,250.00
025300200100	KOGI STATE UTILITY INFRASTRUCTURE MANAGEMENT AND COMPLIANCE AGENCY	279,750,000.00	-	-	0.0%	279,750,000.00
<b>026200000000</b>	<b>MINISTRY OF RURAL AND ENERGY DEVELOPMENT</b>	<b>3,373,000,000.00</b>	<b>2,820,352,273.54</b>	<b>4,205,868,517.47</b>	<b>124.7%</b>	<b>- 832,868,517.47</b>
026200100100	MINISTRY OF RURAL AND ENERGY DEVELOPMENT	3,373,000,000.00	2,820,352,273.54	4,205,868,517.47	124.7%	- 832,868,517.47
<b>030000000000</b>	<b>LAW &amp; JUSTICE SECTOR</b>	<b>1,579,374,912.00</b>	<b>33,602,400.00</b>	<b>69,547,400.00</b>	<b>4.4%</b>	<b>1,509,827,512.00</b>
<b>031800000000</b>	<b>KOGI STATE JUDICIAL SERVICE COMMISSION</b>	<b>1,292,374,912.00</b>	<b>33,602,400.00</b>	<b>69,547,400.00</b>	<b>5.4%</b>	<b>1,222,827,512.00</b>
031801100100	KOGI STATE JUDICIAL SERVICE COMMISSION	100,000,500.00	340,100.00	860,100.00	0.9%	99,140,400.00
031805100100	HIGH COURT OF JUSTICE	441,095,412.00	-	-	0.0%	441,095,412.00
031805200100	CUSTOMARY COURT OF APPEAL	298,864,000.00	31,660,000.00	65,660,000.00	22.0%	233,204,000.00
031805300100	SHARIA COURT OF APPEAL	452,415,000.00	1,602,300.00	3,027,300.00	0.7%	449,387,700.00
<b>032600000000</b>	<b>MINISTRY OF JUSTICE</b>	<b>287,000,000.00</b>	-	-	<b>0.0%</b>	<b>287,000,000.00</b>
032600100100	MINISTRY OF JUSTICE	263,000,000.00	-	-	0.0%	263,000,000.00
032600700100	KOGI STATE OFFICE OF THE PUBLIC DEFENDER AND CITIZENS' RIGHTS COMMISSION	24,000,000.00	-	-	0.0%	24,000,000.00
<b>050000000000</b>	<b>SOCIAL SECTOR</b>	<b>30,007,545,570.00</b>	<b>1,883,908,810.64</b>	<b>5,893,896,983.40</b>	<b>19.6%</b>	<b>24,113,648,586.60</b>
<b>051300000000</b>	<b>MINISTRY OF YOUTH &amp; SPORTS</b>	<b>489,280,000.00</b>	-	-	<b>0.0%</b>	<b>489,280,000.00</b>
051300100100	MINISTRY OF YOUTH & SPORTS	489,280,000.00	-	-	0.0%	489,280,000.00
<b>051400000000</b>	<b>MINISTRY OF WOMEN AFFAIRS AND SOCIAL DEVELOPMENT</b>	<b>578,239,999.00</b>	-	-	<b>0.0%</b>	<b>578,239,999.00</b>
051400100100	MINISTRY OF WOMEN AFFAIRS AND SOCIAL DEVELOPMENT	523,439,999.00	-	-	0.0%	523,439,999.00
051400200100	KOGI STATE OFFICE FOR DISABILITY AFFAIRS	54,800,000.00	-	-	0.0%	54,800,000.00
<b>051700000000</b>	<b>MINISTRY OF EDUCATION, SCIENCE AND TECHNOLOGY</b>	<b>16,387,747,010.00</b>	<b>1,188,556,065.01</b>	<b>3,953,759,405.15</b>	<b>24.1%</b>	<b>12,433,987,604.85</b>
051700100100	MINISTRY OF EDUCATION, SCIENCE AND TECHNOLOGY	7,380,272,004.00	-	18,656,900.00	0.3%	7,361,615,104.00
051700200100	STATE UNIVERSAL BASIC EDUCATION BOARD	1,500,000,000.00	304,978,392.01	770,349,438.72	51.4%	729,650,561.28
051701800100	KOGI STATE POLYTECHNIC, LOKOJA	729,650,000.00	-	59,162,845.04	8.1%	670,487,154.96
051701900100	COLLEGE OF EDUCATION, ANKPA	214,619,580.00	7,400,000.00	7,400,000.00	3.4%	207,219,580.00
051702000100	COLLEGE OF EDUCATION TECHNICAL, KABBA	616,000,000.00	-	-	0.0%	616,000,000.00
051702100100	PRINCE ABUBAKAR AUDU UNIVERSITY, ANYIGBA	1,440,000,000.00	223,705,363.00	872,881,249.87	60.6%	567,118,750.13
051702500100	CONFLUENCE UNIVERSITY OF SCIENCE AND TECHNOLOGY (CUSTECH), OSARA	4,268,000,000.00	652,472,310.00	2,225,308,971.52	52.1%	2,042,691,028.48
051706500100	NIGERIA-KOREA FRIENDSHIP INSTITUTE	239,205,426.00	-	-	0.0%	239,205,426.00
<b>052100000000</b>	<b>MINISTRY OF HEALTH</b>	<b>8,614,278,561.00</b>	<b>473,192,826.20</b>	<b>1,540,050,689.26</b>	<b>17.9%</b>	<b>7,074,227,871.74</b>
052100100100	MINISTRY OF HEALTH	7,793,658,800.00	462,902,826.20	1,525,552,689.26	19.6%	6,268,106,110.74
052100300100	PRIMARY HEALTHCARE DEVELOPMENT AGENCY	316,899,761.00	-	129,000.00	0.0%	316,770,761.00
052102600100	PRINCE ABUBAKAR AUDU UNIVERSITY TEACHING HOSPITAL, ANYIGBA	131,000,000.00	-	-	0.0%	131,000,000.00
052102700100	KOGI STATE SPECIALIST HOSPITAL, LOKOJA	123,500,000.00	-	1,080,000.00	0.9%	122,420,000.00
052110400100	COLLEGE OF NURSING AND MIDWIFERY, OBANGEDE	130,000,000.00	1,200,000.00	1,224,000.00	0.9%	128,776,000.00
052110600100	COLLEGE OF HEALTH SCIENCE & TECHNOLOGY, IDAH	119,220,000.00	9,090,000.00	12,065,000.00	10.1%	107,155,000.00
<b>053500000000</b>	<b>MINISTRY OF ENVIRONMENT</b>	<b>3,170,000,000.00</b>	<b>222,159,919.43</b>	<b>400,086,888.99</b>	<b>12.6%</b>	<b>2,769,913,111.01</b>
053500100100	MINISTRY OF ENVIRONMENT	3,170,000,000.00	222,159,919.43	400,086,888.99	12.6%	2,769,913,111.01
<b>055100000000</b>	<b>MINISTRY OF LOCAL GOVERNMENT AND CHIEFTAINCY AFFAIRS</b>	<b>768,000,000.00</b>	-	-	<b>0.0%</b>	<b>768,000,000.00</b>
055100100100	MINISTRY OF LOCAL GOVERNMENT AND CHIEFTAINCY AFFAIRS	768,000,000.00	-	-	0.0%	768,000,000.00

Table 8: Other Expenditure by Administrative Classification

## Kogi State Government Budget Performance Report 2023 Q3 - Other Expenditure by Administrative Classification

Code	Administrative Unit	2023 Original Budget	2023 Q3 Performance	2023 Performance Year to Date (Q1-Q3)	% Performance Year to Date against 2023 Original Budget	Balance (against Original Budget)
	<b>Total Other Expenditure</b>	<b>11,080,327,061.00</b>	<b>3,000,738,247.30</b>	<b>20,997,504,121.26</b>	<b>189.5%</b>	<b>- 9,917,177,060.26</b>
<b>010000000000</b>	<b>ADMINISTRATION SECTOR</b>	<b>141,228,000.00</b>	<b>960,000.00</b>	<b>15,960,000.00</b>	<b>11.3%</b>	<b>125,268,000.00</b>
<b>011100000000</b>	<b>GOVERNORS OFFICE</b>	<b>127,000,000.00</b>	<b>-</b>	<b>15,000,000.00</b>	<b>11.8%</b>	<b>112,000,000.00</b>
011100100100	GOVERNMENT HOUSE	127,000,000.00	-	15,000,000.00	11.8%	112,000,000.00
<b>016100000000</b>	<b>OFFICE OF THE SECRETARY TO THE STATE GOVERNMENT</b>	<b>2,228,000.00</b>	<b>-</b>	<b>-</b>	<b>0.0%</b>	<b>2,228,000.00</b>
016103700100	KOGI STATE HAJJ COMMISSION	1,228,000.00	-	-	0.0%	1,228,000.00
016105500100	STATE SECURITY TRUST FUND	1,000,000.00	-	-	0.0%	1,000,000.00
<b>011200000000</b>	<b>KOGI STATE HOUSE OF ASSEMBLY</b>	<b>6,000,000.00</b>	<b>960,000.00</b>	<b>960,000.00</b>	<b>16.0%</b>	<b>5,040,000.00</b>
011200300100	KOGI STATE HOUSE OF ASSEMBLY	6,000,000.00	960,000.00	960,000.00	16.0%	5,040,000.00
<b>012300000000</b>	<b>MINISTRY OF INFORMATION AND COMMUNICATION</b>	<b>100,000.00</b>	<b>-</b>	<b>-</b>	<b>0.0%</b>	<b>100,000.00</b>
012300100100	MINISTRY OF INFORMATION AND COMMUNICATION	100,000.00	-	-	0.0%	100,000.00
<b>012500000000</b>	<b>OFFICE OF THE HEAD OF CIVIL SERVICE</b>	<b>200,000.00</b>	<b>-</b>	<b>-</b>	<b>0.0%</b>	<b>200,000.00</b>
012500100100	OFFICE OF THE HEAD OF CIVIL SERVICE	200,000.00	-	-	0.0%	200,000.00
<b>014000000000</b>	<b>OFFICE OF THE STATE AUDITOR-GENERAL</b>	<b>5,000,000.00</b>	<b>-</b>	<b>-</b>	<b>0.0%</b>	<b>5,000,000.00</b>
014000400100	LOCAL GOVERNMENT AUDIT BOARD	5,000,000.00	-	-	0.0%	5,000,000.00
<b>014700000000</b>	<b>CIVIL SERVICE COMMISSION</b>	<b>500,000.00</b>	<b>-</b>	<b>-</b>	<b>0.0%</b>	<b>500,000.00</b>
014700100100	CIVIL SERVICE COMMISSION	500,000.00	-	-	0.0%	500,000.00
<b>014800000000</b>	<b>STATE INDEPENDENT ELECTORAL COMMISSION (SIEC)</b>	<b>200,000.00</b>	<b>-</b>	<b>-</b>	<b>0.0%</b>	<b>200,000.00</b>
014800100100	STATE INDEPENDENT ELECTORAL COMMISSION (SIEC)	200,000.00	-	-	0.0%	200,000.00
<b>020000000000</b>	<b>ECONOMIC SECTOR</b>	<b>10,833,450,111.00</b>	<b>2,997,799,357.30</b>	<b>20,874,921,883.13</b>	<b>192.7%</b>	<b>- 10,041,471,772.13</b>
<b>022000000000</b>	<b>MINISTRY OF FINANCE, BUDGET AND ECONOMIC PLANNING</b>	<b>10,832,642,568.00</b>	<b>2,997,799,357.30</b>	<b>20,874,921,883.13</b>	<b>192.7%</b>	<b>- 10,042,279,315.13</b>
022000110100	BUDGET AND ECONOMIC PLANNING	-	2,300,000,000.00	2,300,000,000.00	-	2,300,000,000.00
022000200100	DEBT MANAGEMENT OFFICE	8,089,621,595.00	356,346,418.82	17,467,442,996.65	215.9%	9,377,821,401.65
022000700100	OFFICE OF THE ACCOUNTANT GENERAL	420,000,000.00	-	-	0.0%	420,000,000.00
022000800100	KOGI STATE INTERNAL REVENUE SERVICE (KGIRS)	2,323,020,973.00	341,452,938.48	1,107,478,886.48	47.7%	1,215,542,086.52
<b>022200000000</b>	<b>MIN. OF COMMERCE &amp; INDUSTRY</b>	<b>700,000.00</b>	<b>-</b>	<b>-</b>	<b>0.0%</b>	<b>700,000.00</b>
022205300100	KOGI STATE MARKET DEVELOPMENT BOARD	700,000.00	-	-	0.0%	700,000.00
<b>023600000000</b>	<b>MIN. OF CULTURE &amp; TOURISM</b>	<b>50,000.00</b>	<b>-</b>	<b>-</b>	<b>0.0%</b>	<b>50,000.00</b>
023600100100	MIN. OF CULTURE & TOURISM	50,000.00	-	-	0.0%	50,000.00
<b>025200000000</b>	<b>MINISTRY OF WATER RESOURCES</b>	<b>57,543.00</b>	<b>-</b>	<b>-</b>	<b>0.0%</b>	<b>57,543.00</b>
025210300100	RURAL WATER AND SANITATION AGENCY (RUWASSA)	57,543.00	-	-	0.0%	57,543.00
<b>030000000000</b>	<b>LAW &amp; JUSTICE SECTOR</b>	<b>81,100,000.00</b>	<b>-</b>	<b>-</b>	<b>0.0%</b>	<b>81,100,000.00</b>
<b>031800000000</b>	<b>KOGI STATE JUDICIAL SERVICE COMMISSION</b>	<b>3,700,000.00</b>	<b>-</b>	<b>-</b>	<b>0.0%</b>	<b>3,700,000.00</b>
031801100100	KOGI STATE JUDICIAL SERVICE COMMISSION	700,000.00	-	-	0.0%	700,000.00
031805100100	HIGH COURT OF JUSTICE	3,000,000.00	-	-	0.0%	3,000,000.00
<b>032600000000</b>	<b>MINISTRY OF JUSTICE</b>	<b>77,400,000.00</b>	<b>-</b>	<b>-</b>	<b>0.0%</b>	<b>77,400,000.00</b>
032600100100	MINISTRY OF JUSTICE	47,200,000.00	-	-	0.0%	47,200,000.00
032600700100	KOGI STATE OFFICE OF THE PUBLIC DEFENDER AND CITIZEN	30,200,000.00	-	-	0.0%	30,200,000.00
<b>050000000000</b>	<b>SOCIAL SECTOR</b>	<b>24,548,950.00</b>	<b>1,978,890.00</b>	<b>106,622,238.13</b>	<b>434.3%</b>	<b>- 82,073,288.13</b>
<b>051300000000</b>	<b>MINISTRY OF YOUTH &amp; SPORTS</b>	<b>2,250,600.00</b>	<b>-</b>	<b>-</b>	<b>0.0%</b>	<b>2,250,600.00</b>
051300100100	MINISTRY OF YOUTH & SPORTS	2,250,600.00	-	-	0.0%	2,250,600.00
<b>051400000000</b>	<b>MINISTRY OF WOMEN AFFAIRS AND SOCIAL DEVELOPMENT</b>	<b>200,000.00</b>	<b>-</b>	<b>-</b>	<b>0.0%</b>	<b>200,000.00</b>
051400100100	MINISTRY OF WOMEN AFFAIRS AND SOCIAL DEVELOPMENT	200,000.00	-	-	0.0%	200,000.00

Code	Administrative Unit	2023 Original Budget	2023 Q3 Performance	2023 Performance Year to Date (Q1-Q3)	% Performance Year to Date against 2023 Original Budget	Balance (against Original Budget)
<b>05170000000</b>	<b>MINISTRY OF EDUCATION, SCIENCE AND TECHNOLOGY</b>	<b>13,250,350.00</b>	<b>1,450,890.00</b>	<b>4,905,238.13</b>	<b>37.0%</b>	<b>8,345,111.87</b>
051701800100	KOGI STATE POLYTECHNIC, LOKOJA	7,172,500.00	500,000.00	3,954,348.13	55.1%	3,218,151.87
051702000100	COLLEGE OF EDUCATION TECHNICAL, KABBA	1,000,000.00	-	-	0.0%	1,000,000.00
051702100100	PRINCE ABUBAKAR AUDU UNIVERSITY, ANYIGBA	1,000,000.00	950,890.00	950,890.00	95.1%	49,110.00
051702500100	CONFLUENCE UNIVERSITY OF SCIENCE AND TECHNOLOGY (CUSTECH), OSARA	3,800,000.00	-	-	0.0%	3,800,000.00
051705400100	KOGI STATE SCIENCE, TECHNOLOGY EDUCATION AND TEACHING SERVICE COMMISSION	200,000.00	-	-	0.0%	200,000.00
051705600100	STATE SCHOLARSHIP BOARD	77,850.00	-	-	0.0%	77,850.00
<b>05210000000</b>	<b>MINISTRY OF HEALTH</b>	<b>8,648,000.00</b>	<b>528,000.00</b>	<b>101,717,000.00</b>	<b>1176.2%</b>	<b>- 93,069,000.00</b>
052100100100	MINISTRY OF HEALTH	6,048,000.00	-	100,000,000.00	1653.4%	- 93,952,000.00
052110200100	KOGI STATE HOSPITAL MANAGEMENT BOARD	500,000.00	-	-	0.0%	500,000.00
052110600100	COLLEGE OF HEALTH SCIENCE & TECHNOLOGY, IDAH	2,100,000.00	528,000.00	1,717,000.00	81.8%	383,000.00
<b>05350000000</b>	<b>MINISTRY OF ENVIRONMENT</b>	<b>200,000.00</b>	<b>-</b>	<b>-</b>	<b>0.0%</b>	<b>200,000.00</b>
053500100100	MINISTRY OF ENVIRONMENT	200,000.00	-	-	0.0%	200,000.00



### 3.E Expenditure by Economic Classification

Table 9: Total Expenditure by Economic Classification

Kogi State Government Budget Performance Report 2023 Q3 - Total Expenditure by Economic Classification

Code	Economic	2023 Original Budget	2023 Q3 Performance	2023 Performance Year to Date (Q1-Q3)	% Performance Year to Date against 2023 Original Budget	Balance (against Original Budget)
	<b>Total Expenditure</b>	<b>172,090,787,292.00</b>	<b>40,931,910,608.17</b>	<b>105,302,301,279.49</b>	<b>61.2%</b>	<b>66,788,486,012.51</b>
<b>2</b>	<b>EXPENDITURES</b>	<b>172,090,787,292.00</b>	<b>40,931,910,608.17</b>	<b>105,302,301,279.49</b>	<b>61.2%</b>	<b>66,788,486,012.51</b>
<b>21</b>	<b>PERSONNEL COST</b>	<b>53,542,002,481.00</b>	<b>14,225,572,948.08</b>	<b>40,685,917,249.53</b>	<b>76.0%</b>	<b>12,856,085,231.47</b>
<b>2101</b>	<b>SALARY</b>	<b>35,665,763,311.00</b>	<b>9,129,426,649.75</b>	<b>25,562,235,161.29</b>	<b>71.7%</b>	<b>10,103,528,149.71</b>
<b>210101</b>	<b>SALARIES AND WAGES</b>	<b>35,665,763,311.00</b>	<b>9,129,426,649.75</b>	<b>25,562,235,161.29</b>	<b>71.7%</b>	<b>10,103,528,149.71</b>
21010101	SALARY	30,332,399,717.00	7,497,443,775.07	21,395,761,713.18	70.5%	8,936,638,003.82
21010102	OVERTIME PAYMENT	150,000.00	-	-	0.0%	150,000.00
21010104	AUXILIARY STAFF	407,511,467.00	31,813,329.18	99,297,507.88	24.4%	308,213,959.12
21010105	SALARIES AND ALLOWANCE OF STATUTORY OFFICE HOLDERS	3,311,710,042.00	1,246,610,089.50	3,036,473,148.23	91.7%	275,236,893.77
21010106	SALARY ARREARS	150,000,000.00	-	-	0.0%	150,000,000.00
21010108	SALARY OF KOGI UNITED AND KOGI QUEENS	64,025,000.00	29,550,000.00	88,650,000.00	138.5%	- 24,625,000.00
21010109	SALARY OF VIGILANTE GROUP	861,767,085.00	195,809,456.00	579,202,792.00	67.2%	282,564,293.00
21010110	SALARY OF TRADITIONAL RULERS	538,200,000.00	128,200,000.00	362,850,000.00	67.4%	175,350,000.00
<b>2102</b>	<b>ALLOWANCES AND SOCIAL CONTRIBUTION</b>	<b>4,448,391,035.00</b>	<b>97,623,698.18</b>	<b>513,200,629.60</b>	<b>11.5%</b>	<b>3,935,190,405.40</b>
<b>210201</b>	<b>ALLOWANCES</b>	<b>2,332,094,342.00</b>	<b>95,373,698.18</b>	<b>510,950,629.60</b>	<b>21.9%</b>	<b>1,821,143,712.40</b>
21020101	CALL DUTY ALLOWANCE	4,817,000.00	-	-	0.0%	4,817,000.00
21020102	SHIFT ALLOWANCES	4,817,000.00	-	-	0.0%	4,817,000.00
21020103	HAZARD ALLOWANCE	14,817,000.00	-	-	0.0%	14,817,000.00
21020104	MAGISTRATE DRESSING ALLOWANCE	1,000,000.00	-	-	0.0%	1,000,000.00
21020105	FURNITURE ALLOWANCE	211,140,000.00	-	11,987,550.00	5.7%	199,152,450.00
21020107	NYSC ALLOWANCES COVID-19 RESPONSE	37,755,900.00	8,216,100.00	24,048,900.00	63.7%	13,707,000.00
21020108	AUXILIARY STAFF & IT STUDENTS ALLOWANCE	25,500,000.00	6,000,000.00	50,000,000.00	196.1%	- 24,500,000.00
21020113	ALLOWANCES FOR CASUAL LABORERS AND ITF ATTACHMENT	8,000,000.00	-	3,890,000.00	48.6%	4,110,000.00
21020114	BOARD MEMBERS/EARNED ALLOWANCES	606,000,000.00	-	254,441,950.00	42.0%	351,558,050.00
21020115	STAFF WELFARE ALLOWANCES	21,000,000.00	498,350.00	586,350.00	2.8%	20,413,650.00
21020117	STATE WITNESS CLAIM ALLOWANCES	1,000,000.00	-	-	0.0%	1,000,000.00
21020118	COUNSEL ASSIGNED TO COURT ALLOWANCES	1,000,000.00	-	-	0.0%	1,000,000.00
21020119	CORONERS INQUEST ALLOWANCES	1,000,000.00	-	-	0.0%	1,000,000.00
21020120	OVERSEAS DUTY ALLOWANCES	1,000,000.00	-	-	0.0%	1,000,000.00
21020122	RECESS ALLOWANCE/VACATION & RESEARCH ALLOWANCE FOR	116,397,106.00	7,885,000.00	24,410,000.00	21.0%	91,987,106.00
21020123	FURNITURE ALLOWANCE FOR HON. MEMBERS/CLERK OF THE H	60,000,000.00	-	-	0.0%	60,000,000.00
21020124	MEDICAL STUDENT ALLOWANCE	38,536,000.00	-	-	0.0%	38,536,000.00
21020125	UNIFORM ALLOWANCES	4,817,000.00	-	-	0.0%	4,817,000.00
21020126	LEGISLATIVE DUTY ALLOWANCE	65,101,994.00	6,822,088.05	15,918,205.45	24.5%	49,183,788.55
21020127	OUTFIT ALLOWANCE	58,438,442.00	1,500,000.00	4,500,000.00	7.7%	53,938,442.00
21020128	HOUSING ALLOWANCE FOR JUDGES	115,000,000.00	24,282,000.00	72,575,744.00	63.1%	42,424,256.00
21020129	MID-WIVES SERVICE SCHEME (MSS) ALLOWANCE	24,085,000.00	17,503,200.00	17,503,200.00	72.7%	6,581,800.00
21020130	FURNITURE ALLOWANCE FOR CHIEF REGISTRAR/JSC SECRETAR	13,871,900.00	4,234,950.01	6,072,450.03	43.8%	7,799,449.97
21020131	PANDEMIC HAZARD ALLOWANCE FOR HEALTH WORKERS	400,000,000.00	-	-	0.0%	400,000,000.00
21020132	SABATICAL/VISITING LECTURER ALLOWANCE	310,000,000.00	18,432,010.12	25,016,280.12	8.1%	284,983,719.88
21020133	VEHICLE MONITIZATION ALLOWANCE	110,000,000.00	-	-	0.0%	110,000,000.00
21020134	PRODUCTIVITY ALLOWANCE (NG-CARES)	77,000,000.00	-	-	0.0%	77,000,000.00
<b>210202</b>	<b>SOCIAL CONTRIBUTIONS</b>	<b>2,116,296,693.00</b>	<b>2,250,000.00</b>	<b>2,250,000.00</b>	<b>0.1%</b>	<b>2,114,046,693.00</b>
21020202	CONTRIBUTORY PENSION (EMPLOYERS )	800,000,000.00	-	-	0.0%	800,000,000.00
21020203	GROUP LIFE INSURANCE	416,296,693.00	2,250,000.00	2,250,000.00	0.5%	414,046,693.00
21020206	STATE GOVERNMENT'S CONTRIBUTION OF 5% OF EMPLOYEES'	900,000,000.00	-	-	0.0%	900,000,000.00

<b>2103</b>	<b>SOCIAL BENEFITS</b>	<b>13,427,848,135.00</b>	<b>4,998,522,600.15</b>	<b>14,610,481,458.64</b>	<b>108.8%</b>	<b>- 1,182,633,323.64</b>
<b>210301</b>	<b>SOCIAL BENEFITS</b>	<b>13,427,848,135.00</b>	<b>4,998,522,600.15</b>	<b>14,610,481,458.64</b>	<b>108.8%</b>	<b>- 1,182,633,323.64</b>
21030101	GRATUITY (STATE)	800,000,000.00	400,000,000.00	800,000,000.00	100.0%	-
21030102	PENSION (STATE)	9,020,000,000.00	3,199,062,983.84	9,376,591,618.52	104.0%	- 356,591,618.52
21030103	DEATH BENEFITS	7,000,000.00	-	242,000.00	3.5%	6,758,000.00
21030106	PENSION (LG)	3,600,848,135.00	1,399,459,616.31	4,433,647,840.12	123.1%	- 832,799,705.12
<b>22</b>	<b>OTHER RECURRENT COSTS</b>	<b>47,803,015,660.00</b>	<b>14,616,563,787.82</b>	<b>42,892,878,944.63</b>	<b>89.7%</b>	<b>4,910,136,715.37</b>
<b>2202</b>	<b>OVERHEAD COST</b>	<b>36,722,688,599.00</b>	<b>11,615,825,540.52</b>	<b>21,895,374,823.37</b>	<b>59.6%</b>	<b>14,827,313,775.63</b>
<b>220201</b>	<b>TRAVEL &amp; TRANSPORT - GENERAL</b>	<b>2,631,739,056.00</b>	<b>181,144,875.48</b>	<b>625,588,984.79</b>	<b>23.8%</b>	<b>2,006,150,071.21</b>
22020101	LOCAL TRAVELS AND TRANSPORT - TRAINING	102,358,900.00	11,925,325.00	23,780,725.00	23.2%	78,578,175.00
22020102	TRAVEL AND TRANSPORT - OTHERS	1,393,361,364.00	88,948,597.48	239,617,770.24	17.2%	1,153,743,593.76
22020104	INTERNATIONAL TRAVEL AND TRANSPORT - OTHERS	841,776,777.00	16,347,919.00	219,290,055.06	26.1%	622,486,721.94
22020106	TRANSPORTATION OF PILGRIMS TO ABUJA AND BACK TO LOKO	4,020,000.00	1,626,000.00	1,846,120.00	45.9%	2,173,880.00
22020107	FIELD TRIP EXPENSES	1,400,000.00	6,551,700.00	6,551,700.00	468.0%	- 5,151,700.00
22020108	TRAVEL OPERATION AND LOGISTICS	288,822,015.00	55,745,334.00	134,502,614.49	46.6%	154,319,400.51
<b>220202</b>	<b>UTILITIES - GENERAL</b>	<b>734,160,301.00</b>	<b>104,644,173.11</b>	<b>306,678,962.15</b>	<b>41.8%</b>	<b>427,481,338.85</b>
22020201	INTERNET ACCESS CHARGES	101,130,410.00	20,042,070.00	49,166,107.05	48.6%	51,964,302.95
22020202	SOFTWARE CHARGES/LICENSE RENEWAL	129,438,000.00	-	378,200.00	0.3%	129,059,800.00
22020203	WATER RATE	20,441,892.00	1,203,700.00	4,644,910.00	22.7%	15,796,982.00
22020204	ELECTRICITY BILL/CHARGES	401,803,046.00	76,788,478.39	230,846,707.06	57.5%	170,956,338.94
22020205	TELEPHONE CHARGES	61,696,953.00	6,609,924.72	21,643,038.04	35.1%	40,053,914.96
22020206	SATELLITE BROADCASTING ACCESS CHARGES	19,650,000.00	-	-	0.0%	19,650,000.00
<b>220203</b>	<b>MATERIALS &amp; SUPPLIES - GENERAL</b>	<b>4,429,185,891.00</b>	<b>504,265,844.85</b>	<b>1,671,102,757.42</b>	<b>37.7%</b>	<b>2,758,083,133.58</b>
22020301	OFFICE STATIONERY/COMPUTER CONSUMABLE	546,629,130.00	83,285,725.91	212,164,261.56	38.8%	334,464,868.44
22020302	NEWSPAPERS, MAGAZINES, JOURNALS AND PERIODICALS	118,488,621.00	7,080,590.24	22,638,729.81	19.1%	95,849,891.19
22020303	EXPENSES ON CLIMATE CHANGE MATERIALS	500,000.00	300,500.00	300,500.00	60.1%	199,500.00
22020304	DRUGS AND MEDICAL SUPPLIES	91,506,350.00	31,888,467.50	92,149,446.50	100.7%	- 643,096.50
22020305	UNIFORMS AND OTHER CLOTHINGS	36,458,216.00	328,000.00	16,987,669.90	46.6%	19,470,546.10
22020306	FOOD STUFF/CATERING MATERIALS SUPPLIES	3,700,000.00	1,050,400.00	3,097,392.00	83.7%	602,608.00
22020307	DRAWING OFFICE AND SURVEY MATERIALS	3,500,000.00	19,000.00	72,000.00	2.1%	3,428,000.00
22020308	PURCHASE OF ELECTRICAL ADDING MACHINE FOR THE INTERNA	729,400.00	-	102,000.00	14.0%	627,400.00
22020309	PHOTOGRAPHIC MATERIALS, GRAPHIC ARTS AND DESIGN	310,000.00	15,117.00	15,117.00	4.9%	294,883.00
22020310	PURCHASE OF TEXTBOOKS AND TEACHING EQUIPMENT/ LAW BO	52,895,000.00	7,927,777.68	15,379,857.68	29.1%	37,515,142.32
22020311	WATER SPARE PARTS /CHEMICALS/OTHER REGENTS	66,877,136.00	7,231,080.00	45,670,705.00	68.3%	21,206,431.00
22020312	LIBRARY EXPENSES	11,135,126.00	14,000.00	500,380.00	4.5%	10,634,746.00
22020313	PURCHASE OF RAIN BOOT	210,000.00	-	-	0.0%	210,000.00
22020314	HEALTH CENTRE CONSUMABLE	300,000.00	-	-	0.0%	300,000.00
22020315	EXECUTIVE COUNCIL REFRESHMENT	10,000,000.00	2,968,600.00	2,968,600.00	29.7%	7,031,400.00
22020316	EXPENSES ON FELELE HOUSING ESTATE PROJECT (ESTATE/STR	1,000,000.00	-	-	0.0%	1,000,000.00
22020319	GBV SITUATION ROOM AND DATA MANAGEMENTCENTRE EXPEN	29,500,000.00	-	-	0.0%	29,500,000.00
22020320	FOOD, NUTRITION AND CHILD SURVIVAL	8,048,000.00	917,500.00	2,175,500.00	27.0%	5,872,500.00
22020321	MEDICAL EXPENSES IN SCHOOLS/SCHOOL HEALTH /SERVICES/I	15,900,000.00	320,000.00	320,000.00	2.0%	15,580,000.00
22020322	PUBLICATION OF KOGI STATE STATISTICAL YEAR BOOK/PLANNI	25,785,086.00	1,151,400.00	5,040,675.59	19.5%	20,744,410.41
22020323	OFFICE AND GENERAL EXPENSES	3,291,312,952.00	304,995,873.01	1,196,748,108.87	36.4%	2,094,564,843.13
22020324	RECORDING MATERIALS/CDs FOR TRANSMITTING INFORMATIO	1,500,000.00	-	-	0.0%	1,500,000.00
22020326	PROPERTY IDENTIFICATION AND ENUMERATION EXPENSES	24,400,874.00	-	-	0.0%	24,400,874.00
22020327	EMERGENCY RELIEF (NATIONAL) DISASTER)/PURCHASE OF RELI	88,500,000.00	-	-	0.0%	88,500,000.00
22020333	IFAD ASSISTED VALUE CHAIN DEVELOPMENT PROGRAMME OPE	-	54,771,813.51	54,771,813.51	-	- 54,771,813.51



Code	Economic	2023 Original Budget	2023 Q3 Performance	2023 Performance Year to Date (Q1-Q3)	% Performance Year to Date against 2023 Original Budget	Balance (against Original Budget)
<b>220204</b>	<b>MAINTENANCE SERVICES - GENERAL</b>	<b>3,550,991,659.00</b>	<b>455,771,880.79</b>	<b>1,485,329,172.97</b>	<b>41.8%</b>	<b>2,065,662,486.03</b>
22020401	MAINTENANCE OF MOTOR VEHICLE/TRANSPORT EQUIPMENT	804,164,367.00	130,019,879.58	380,176,684.92	47.3%	423,987,682.08
22020402	MAINTENANCE OF OFFICE FURNITURE AND FITTINGS	552,677,021.00	31,312,835.40	134,629,017.40	24.4%	418,048,003.60
22020403	MAINTENANCE OF OFFICE BUILDING / RESIDENTIAL QTRS	362,468,740.00	41,430,780.00	205,269,013.78	56.6%	157,199,726.22
22020404	MAINTENANCE OF PLANTS/GENERATORS	666,074,734.00	40,386,875.00	275,930,520.00	41.4%	390,144,214.00
22020405	MAINTENANCE OF OFFICE EQUIPMENT	257,542,916.00	8,004,561.00	27,735,773.42	10.8%	229,807,142.58
22020406	CATTLE DAM MAINTENANCE	3,000,000.00	-	-	0.0%	3,000,000.00
22020408	MAINTENANCE OF HEAVY DUTY EQUIPMENT	1,400,000.00	-	-	0.0%	1,400,000.00
22020409	WORKSHOP MAINTENANCE	12,900,000.00	-	4,706,400.00	36.5%	8,193,600.00
22020413	MAINTENANCE AND RUNNING COSTS OF JETS PROG.	2,000,000.00	-	527,700.00	26.4%	1,472,300.00
22020415	MAINTENANCE OF WATER TESTING EQUIPMENT	2,128,500.00	-	636,500.00	29.9%	1,492,000.00
22020416	MAINTENANCE OF ELECTRIC COOKERS IN GOVT. QUARTERS	150,000.00	-	-	0.0%	150,000.00
22020417	MAINTENANCE OF HAJJ CAMP AT GWAGWALADA/ABUJA/SCREE	1,197,500.00	-	-	0.0%	1,197,500.00
22020418	MAINTENANCE OF STREET LIGHT	400,000.00	-	-	0.0%	400,000.00
22020419	AERIAL FIELD MAINTENANCE	1,500,000.00	-	-	0.0%	1,500,000.00
22020420	MAINTENANCE OF GARAGE	181,928.00	-	-	0.0%	181,928.00
22020421	MAINTENANCE OF HOSTELS	81,717,628.00	4,369,110.00	38,563,575.98	47.2%	43,154,052.02
22020422	PROVISION/MAINTENANCE OF SOLAR LIGHT	3,000,000.00	-	-	0.0%	3,000,000.00
22020423	REPAIR AND MAINTENANCE OF BOREHOLE	21,100,000.00	7,790,000.00	14,886,415.00	70.6%	6,213,585.00
22020424	MAINTENANCE OF OFFICE PREMISES	203,419,036.00	85,889,986.63	203,157,835.12	99.9%	261,200.88
22020425	MAINTENANCE OF TRACTORS	200,000.00	-	-	0.0%	200,000.00
22020426	MAINTENANCE OF EDUCATION EQUIPMENT AND MATERIALS	400,000.00	-	83,000.00	20.8%	317,000.00
22020427	MAINTENANCE OF REFUSE AND SEPTIC TANK EMPTIER	50,000.00	-	-	0.0%	50,000.00
22020428	UP-KEEP OF GOVERNMENT HOUSE/GOVERNMENT LODGE	150,000,000.00	6,000,000.00	15,000,000.00	10.0%	135,000,000.00
22020429	MAINTENANCE OF DEPUTY GOVERNOR'S LODGE/ DEPUTY GOVE	226,000,000.00	60,400,000.00	120,800,000.00	53.5%	105,200,000.00
22020431	UPKEEP OF PARLIAMENT VILLAGE	13,958,804.00	1,565,000.00	9,203,364.17	65.9%	4,755,439.83
22020432	MAINTENANCE OF BROADCASTING EQUIPMENT/ ICT EQUIPMEN	143,110,485.00	34,461,853.18	44,726,753.18	31.3%	98,383,731.82
22020433	MAINTENANCE OF DUMPSITE	12,100,000.00	-	-	0.0%	12,100,000.00
22020434	ELECTRICAL INSTALLATION/REPAIRS	17,750,000.00	4,141,000.00	9,281,620.00	52.3%	8,468,380.00
22020435	MINOR WORK (ALL MINISTRRIES)	10,400,000.00	-	15,000.00	0.1%	10,385,000.00
<b>220205</b>	<b>TRAINING - GENERAL</b>	<b>1,759,429,140.00</b>	<b>281,037,328.13</b>	<b>491,867,092.39</b>	<b>28.0%</b>	<b>1,267,562,047.61</b>
22020501	LOCAL TRAINING	613,251,301.00	57,088,762.82	129,863,710.90	21.2%	483,387,590.10
22020502	INTERNATIONAL TRAINING	224,091,173.00	10,988,100.84	46,403,907.12	20.7%	177,687,265.88
22020503	RADIO LITERACY TRAINING: TRAINING MOBILIZATION AND AIR	40,000.00	-	-	0.0%	40,000.00
22020504	FESTIVAL PARTICIPATION WORKSHOP	30,700,100.00	-	-	0.0%	30,700,100.00
22020506	KOGI STATE GRASSROOTS SENSITISATION	35,000,000.00	-	500,000.00	1.4%	34,500,000.00
22020508	WOMEN IN AGRICULTURE/PWD ENTREPRENUER EMPOWERMENT	9,000,000.00	210,000.00	210,000.00	2.3%	8,790,000.00
22020509	CONDUCT OF NURSING AND MIDWIFERY EDUCATION	300,000.00	-	-	0.0%	300,000.00
22020511	WORKSHOPS, SEMINARS & CONFERENCES	243,102,860.00	31,775,350.00	62,114,335.25	25.6%	180,988,524.75
22020512	1% LOCAL GOVERNMENT TRAINING DEDUCTION FOR TRAINING	360,000,000.00	138,202,871.38	138,202,871.38	38.4%	221,797,128.62
22020513	MASS LITERACY PROGRAMME: BASIC LITERACY (EQUIVALENT C	3,060,000.00	-	-	0.0%	3,060,000.00
22020514	CONTINUE EDUCATION CLASSES (JSS EQUIVALENT TO WRITE B	3,060,000.00	-	-	0.0%	3,060,000.00
22020515	VOCATIONAL SKILLS TRAINING-PRACTICAL SKILLS FOR COMM	5,530,751.00	-	-	0.0%	5,530,751.00
22020517	TRAINING AND LOGISTIC SUPPORT FOR COMPONENTS OF SOC	30,000,000.00	-	1,150,000.00	3.8%	28,850,000.00
22020518	INDUSTRIAL TRAINING/ATTACHMENT	12,386,605.00	-	-	0.0%	12,386,605.00
22020519	CONDUCT OF EXAMS EXPENSES	189,906,350.00	42,772,243.09	113,422,267.74	59.7%	76,484,082.26

Code	Economic	2023 Original Budget	2023 Q3 Performance	2023 Performance Year to Date (Q1-Q3)	% Performance Year to Date against 2023 Original Budget	Balance (against Original Budget)
<b>220206</b>	<b>OTHER SERVICES - GENERAL</b>	<b>12,347,323,704.00</b>	<b>3,263,465,202.79</b>	<b>7,252,752,142.74</b>	<b>58.7%</b>	<b>5,094,571,561.26</b>
22020601	SECURITY SERVICES	494,025,385.00	88,548,015.74	237,106,978.33	48.0%	256,918,406.67
22020602	OFFICE RENT	126,750,950.00	43,775,194.00	53,130,956.00	41.9%	73,619,994.00
22020603	RESIDENTIAL RENT/HIRE OF PRIVATE HOUSES	121,400,000.00	200,000.00	42,700,000.00	35.2%	78,700,000.00
22020604	SECURITY VOTES (INCLUDING OPERATIONS)	3,213,500,000.00	1,504,470,687.39	2,735,960,833.04	85.1%	477,539,166.96
22020605	CLEANING, FUMIGATION, ENVIRONMENTAL SANITATION AND JA	459,625,266.00	53,208,157.93	154,931,763.96	33.7%	304,693,502.04
22020606	MONITORING & EVALUATION SYSTEM	267,695,020.00	2,059,000.00	22,918,900.00	8.6%	244,776,120.00
22020608	TOURISM PROMOTION/PERIODICAL VISIT TO TOURISM ATTRA	1,200,000.00	-	1,000,000.00	83.3%	200,000.00
22020609	SPECIAL SECURITY EXPENSES/STATE AND FEDERAL	4,257,038,000.00	1,528,553,120.00	3,814,601,008.00	89.6%	442,436,992.00
22020610	NATIONAL COUNCIL FOR INDUSTRY, COMMERCE COOPERATIVE	4,300,000.00	140,000.00	200,000.00	4.7%	4,100,000.00
22020611	PRODUCTION OF I.D CARD /STATE CALENDAR/DIARIES/NOMINA	85,844,928.00	1,044,586.07	9,143,608.42	10.7%	76,701,319.58
22020612	SCIENCE & TECHNICAL, ART EXHIBITIONS/ANNUAL TRADE FAIR	4,000,000.00	-	-	0.0%	4,000,000.00
22020613	NIGERIA NATIONAL VOLUNTEER SERVICES/SUPPORT TO UNIFO	14,000,000.00	-	1,000,000.00	7.1%	13,000,000.00
22020615	CONTENT MANAGEMENT AND SITE MAINTENANCE	2,000,000.00	-	-	0.0%	2,000,000.00
22020616	STUDENT EXCHANGE PROGRAMME	10,000,000.00	-	9,693,550.00	96.9%	306,450.00
22020617	FRENCH PROGRAMME AND LOCAL LANGUAGE DEVELOPMENT	30,449,925.00	-	-	0.0%	30,449,925.00
22020618	HEALTH EDUCATION SERVICES	1,338,000.00	-	-	0.0%	1,338,000.00
22020620	KOGI STATE SOCIAL INVESTMENT PROGRAMME	50,000,000.00	-	-	0.0%	50,000,000.00
22020622	ROAD OPENING/DEMOLITION EXERCISE/SCHEME (SITE AND SEP	2,000,000.00	400,000.00	2,900,000.00	145.0%	- 900,000.00
22020623	EXECUTIVE COUNCIL & SECURITY COUNCIL MEETING EXPENSES	50,000,000.00	-	232,600.00	0.5%	49,767,400.00
22020625	ASSISTANCE TO N.Y.S.C/FINANCIAL ASSISTANCE TO CSOs/NG	173,061,020.00	7,624,000.00	20,791,702.00	12.0%	152,269,318.00
22020629	UNDP/NSIS PROGRAMMES/UNDP PROGRAMME MANAGEMENT	2,200,000.00	-	-	0.0%	2,200,000.00
22020630	NUTRITION QUALITY CONTROL EXPENSES ACROSS THE STATE	5,000,000.00	-	-	0.0%	5,000,000.00
22020632	STATE GOVERNMENT SUPPORT TO UNICEF PROGRAMME IN TH	480,000.00	-	-	0.0%	480,000.00
22020633	NATIONAL PROGRAMME OF ACTION FOR SURVIVAL, PROTECTI	25,000,000.00	230,000.00	230,000.00	0.9%	24,770,000.00
22020640	HYDROLOGICAL INVESTIGATION	50,000.00	-	-	0.0%	50,000.00
22020644	ASSISTANCE TO PAYER PATIENTS/ LESS PRIVILEGED/ORPHAN	6,000,000.00	920,000.00	920,000.00	15.3%	5,080,000.00
22020645	WATER SUPPLY PRIVATE CONNECTION	100,000.00	-	-	0.0%	100,000.00
22020646	SCHOOL SOCIAL WORKS (COUNSELLING)	4,100,000.00	74,000.00	74,000.00	1.8%	4,026,000.00
22020648	ACCREDITATION OF COURSES	316,000,000.00	10,565,991.66	10,931,139.66	3.5%	305,068,860.34
22020649	SMALL AND MEDIUM SCALE ENTERPRISES/KOPECS/INDUSTRIAL	1,500,000.00	-	770,000.00	51.3%	730,000.00
22020651	STATE BLOOD TRANSFUSION SERVICES	3,024,000.00	-	-	0.0%	3,024,000.00
22020652	HEALTH INVESTMENT PLAN/HEALTH PROMOTION AND EDUCATI	27,800,092.00	-	-	0.0%	27,800,092.00
22020654	SUPPORT FOR FAITH BASED HEALTH TRAINING INSTITUTION	6,084,000.00	-	-	0.0%	6,084,000.00
22020656	SITE ANALYSIS REPORT AND ENVIRONMENTAL IMPACT ASSESS	600,000.00	-	-	0.0%	600,000.00
22020659	MODERN BEE-KEEPING OPERATIONAL EXPENSES	4,200,000.00	185,500.00	185,500.00	4.4%	4,014,500.00
22020660	HEALTH INTERVENTIONS PROGRAMME TO KOGI STATE	1,294,819,040.00	707,500.00	26,953,110.00	2.1%	1,267,865,930.00
22020661	KOGI UNITED/CONFLUENCE QUEENS FC MATCHES, TRANSFER,	100,000,000.00	-	40,763,333.33	40.8%	59,236,666.67
22020662	ACCREDITATION OF TECHNICAL SCHOOLS/ACCREDITATION OF	1,966,350.00	-	-	0.0%	1,966,350.00
22020663	CORPERATE SOCIAL RESPONSIBILITY	30,000,000.00	808,850.00	11,291,600.00	37.6%	18,708,400.00
22020665	CHILD RIGHTS IMPLEMENTATION IN KOGI STATE/CITIZENS RIG	20,000,000.00	-	-	0.0%	20,000,000.00
22020666	COOPERATIVE REGISTRATION, AUDIT AND SUPERVISION EXPE	50,000.00	-	-	0.0%	50,000.00
22020667	BASIC HEALTH CARE PROVISION FUND (STATE CASH COMMITM	811,000,000.00	-	4,133,200.00	0.5%	806,866,800.00
22020668	PROCUREMENT AUDIT TO MDAs, PARASTASTALS AND INITIUT	12,000,000.00	1,000,000.00	6,912,500.00	57.6%	5,087,500.00
22020669	PAYMENT OF IJMB/GCE/WAEC/NECO (INCLUDING SCRATCH CAR	11,340,000.00	-	-	0.0%	11,340,000.00
22020670	EXPENSES ON GOVERNMENT INTERVENTION FOR SENIOR CITIZ	8,024,000.00	-	-	0.0%	8,024,000.00
22020671	NANS NEWS PROCESSING/ENTERTAINMENT, PUBLIC RELATIONS	43,139,428.00	15,594,900.00	26,987,660.00	62.6%	16,151,768.00
22020672	REFUNDS OF VARIOUS EXPENSES	45,302,000.00	2,365,200.00	8,575,700.00	18.9%	36,726,300.00
22020673	SUBSCRIPTION (INVESTMENT)	22,540,000.00	-	-	0.0%	22,540,000.00

Code	Economic	2023 Original Budget	2023 Q3 Performance	2023 Performance Year to Date (Q1-Q3)	% Performance Year to Date against 2023 Original Budget	Balance (against Original Budget)
22020674	INVESTMENT EXPENSES/KOGI INVESTMENT AGENCY EXPENSES	50,050,000.00	-	3,000,000.00	6.0%	47,050,000.00
22020676	FINANCIAL ASSISTANCE TO NEEDIES	71,601,300.00	990,500.00	3,662,500.00	5.1%	67,938,800.00
22020677	COMMISSION OF ENQUIRY/ACTIVITIES EXPENSES	40,000,000.00	-	-	0.0%	40,000,000.00
22020678	BOOK & PROJECT ACCOUNT	6,875,000.00	-	-	0.0%	6,875,000.00
22020679	REMITTANCE TO STUDENT BODIES	6,250,000.00	-	1,050,000.00	16.8%	5,200,000.00
22020680	PARTICIPATION IN TRADE FAIRS (BOTH ZONAL & INTERNATIONAL)	2,000,000.00	-	-	0.0%	2,000,000.00
<b>220207</b>	<b>CONSULTING &amp; PROFESSIONAL SERVICES - GENERAL</b>	<b>1,866,732,138.00</b>	<b>2,230,197,523.25</b>	<b>3,189,050,478.76</b>	<b>170.8%</b>	<b>- 1,322,318,340.76</b>
22020701	CONSULTANCY SERVICES/FINANCIAL CONSULTING	703,684,031.00	442,670,389.00	1,280,712,317.11	182.0%	- 577,028,286.11
22020702	LEGAL SERVICES/PREROGATIVE OF MERCY/EXPENSES/IMPLEMENTATION	195,146,850.00	57,961,000.00	117,232,668.00	60.1%	77,914,182.00
22020703	CERTIFICATE VERIFICATION EXPENSES/DEVELOPMENT OF INTERVENTIONS	8,000,000.00	-	41,000.00	0.5%	7,959,000.00
22020704	STATE CASES/JUDGEMENT DEBTS SETTLEMENT/ASSIZES EXPENSES	181,200,000.00	1,597,308,000.00	1,597,312,500.00	881.5%	- 1,416,112,500.00
22020705	STATISTICAL INVESTIGATION/DATA COLLECTION	31,280,667.00	101,500,000.00	101,500,000.00	324.5%	- 70,219,333.00
22020706	FEASIBILITY STUDY FOR WATER	420,590.00	-	-	0.0%	420,590.00
22020707	PUBLIC FINANCE LEGISLATION (GOVERNMENT SUPPORT)	4,000,000.00	-	-	0.0%	4,000,000.00
22020708	HEALTH INSURANCE EXPENSES (CAPITATION, SERVICE FEES, IN-SERVICE)	720,000,000.00	18,515,123.00	79,468,982.40	11.0%	640,531,017.60
22020709	NUC ASSESMENT EXPENSES	23,000,000.00	12,243,011.25	12,783,011.25	55.6%	10,216,988.75
<b>220208</b>	<b>FUEL &amp; LUBRICANTS - GENERAL</b>	<b>749,121,034.00</b>	<b>154,664,417.13</b>	<b>392,408,541.51</b>	<b>52.4%</b>	<b>356,712,492.49</b>
22020801	MOTOR VEHICLE FUEL COST	181,962,077.00	17,227,166.00	46,692,528.00	25.7%	135,269,549.00
22020802	OTHER TRANSPORT EQUIPMENT FUEL COST	4,040,000.00	47,000.00	47,000.00	1.2%	3,993,000.00
22020803	PLANTS/GENERATOR FUEL COST	148,976,015.00	7,412,197.38	26,057,066.76	17.5%	122,918,948.24
22020804	COOKING GAS/FUEL COST	1,140,000.00	-	-	0.0%	1,140,000.00
22020805	MOTOR CYCLE/BICYCLE	250,000.00	-	-	0.0%	250,000.00
22020806	DIESEL EXPENSES	192,767,442.00	42,045,517.07	156,672,117.07	81.3%	36,095,324.93
22020807	FUEL EXPENSES	214,950,000.00	87,932,536.68	162,204,829.68	75.5%	52,745,170.32
22020808	LUBRICANTS EXPENSES	5,035,500.00	-	735,000.00	14.6%	4,300,500.00
<b>220209</b>	<b>FINANCIAL CHARGES - GENERAL</b>	<b>677,213,320.00</b>	<b>319,480,243.90</b>	<b>1,167,775,510.89</b>	<b>172.4%</b>	<b>- 490,562,190.89</b>
22020901	BANK CHARGES (OTHER THAN INTEREST)/SPECIAL CONVEYANCE	574,949,087.00	287,749,375.89	1,098,283,225.98	191.0%	- 523,334,138.98
22020902	INSURANCE PREMIUM	72,264,233.00	31,730,868.01	50,278,415.85	69.6%	21,985,817.15
22020903	VALUATION/PAYMENT OF INSURANCE PREMIUM ON GOVERNMENT	30,000,000.00	-	19,213,869.06	64.0%	10,786,130.94
<b>220210</b>	<b>MISCELLANEOUS EXPENSES GENERAL</b>	<b>7,976,792,356.00</b>	<b>4,121,154,051.09</b>	<b>5,312,821,179.75</b>	<b>66.6%</b>	<b>2,663,971,176.25</b>
22021001	HONORARIUM, REFRESHMENT, MEALS, WELFARE PACKAGES AND TRAVEL	2,126,934,955.00	387,983,197.40	951,493,735.24	44.7%	1,175,441,219.76
22021002	POSTAGES, PUBLICITY AND ADVERTISEMENT	514,931,429.00	36,994,880.00	91,890,429.88	17.8%	423,040,999.12
22021003	CELEBRATION/REMEMBRANCE DAY	101,180,000.00	900,000.00	19,120,000.00	18.9%	82,060,000.00
22021004	AWARENESS, ENLIGHTENMENT AND SENSITIZATION	74,723,583.00	1,038,000.00	2,668,000.00	3.6%	72,055,583.00
22021005	HEALTH FACILITIES MAINTENANCE EXPENSES	20,479,500.00	518,000.00	594,000.00	2.9%	19,885,500.00
22021006	TASKFORCE/KOGI VIGILANTE SERVICES OPERATIONAL	70,000,000.00	-	-	0.0%	70,000,000.00
22021007	EMPOWERMENT/ENHANCEMENT PROGRAMME FOR PERSON WITH DISABILITIES	32,000,000.00	2,950,000.00	2,950,000.00	9.2%	29,050,000.00
22021008	ABANDONED BABIES/CHILDREN REHABILITATION EXPENSES	4,000,000.00	-	-	0.0%	4,000,000.00
22021009	BOND MANAGEMENT/DEBT MANAGEMENT ANALYSIS EXPENSES	5,000,000.00	-	-	0.0%	5,000,000.00
22021010	ALL SPORT COMPETITION EXPENSES	164,070,710.00	7,479,650.00	10,466,650.00	6.4%	153,604,060.00
22021012	MEDICAL EXPENSES (Local & INTERNATIONAL)	678,204,155.00	25,231,612.68	95,815,036.36	14.1%	582,389,118.64
22021013	RECRUITMENT AND APPOINTMENT COST/PROMOTION EXPENSES	9,148,626.00	-	952,000.00	10.4%	8,196,626.00
22021014	ANNUAL BUDGET EXPENSES AND ADMINISTRATION	357,913,763.00	8,383,750.00	9,785,450.00	2.7%	348,128,313.00
22021015	SUBSCRIPTION TO PROFESSIONAL BODIES/PARLIAMENTARY/ASSOCIATIONS	291,546,428.00	15,998,630.24	23,473,130.24	8.1%	268,073,297.76
22021016	CONDUCTING ELECTION/ELECTION TRIBUNALS EXPENSES	967,850.00	-	-	0.0%	967,850.00
22021017	PART-TIME TEACHING/ MASS LITERACY PROGRAMME EXPENSES	2,848,750.00	705,000.00	1,065,000.00	37.4%	1,783,750.00
22021018	INSTALLATION OF TRADITIONAL CHIEFS/PRESENTATION OF STATE	126,000,000.00	-	-	0.0%	126,000,000.00

Code	Economic	2023 Original Budget	2023 Q3 Performance	2023 Performance Year to Date (Q1-Q3)	% Performance Year to Date against 2023 Original Budget	Balance (against Original Budget)
22021019	BURIAL EXPENSES	64,665,722.00	9,337,497.52	11,281,497.52	17.4%	53,384,224.48
22021020	NATIONAL COUNCIL ON EDUCATION/CONSUMER PROTECTION C	4,000,000.00	-	250,000.00	6.3%	3,750,000.00
22021021	MATRICULATION/CONVOCATION EXPENSES	141,784,375.00	2,064,000.00	26,443,334.19	18.7%	115,341,040.81
22021022	STATE COUNCIL ON HEALTH/NATIONAL COUNCIL ON HEALTH M	28,824,450.00	-	-	0.0%	28,824,450.00
22021023	VC'S LODGE EXPENSES/VCS OFFICE AND SENATE EXPENSES.	21,000,000.00	6,968,200.00	10,009,000.00	47.7%	10,991,000.00
22021024	ACCOUNTING FOR FIXED ASSETS/ FIXED ASSET AUDIT/ EXTERN	262,790,800.00	26,030,000.00	71,808,000.00	27.3%	190,982,800.00
22021025	STRATEGIES DEVELOPMENT PLAN/POLICY FORMULATION EXPEI	95,610,000.00	15,180,000.00	45,540,000.00	47.6%	50,070,000.00
22021026	ARTISAN TRAINING EXPENSES IN NIGERIA-KOREA FRIENDSHIP	48,000,000.00	1,965,000.00	1,985,000.00	4.1%	46,015,000.00
22021027	SFTAS OPERATIONAL EXPENSES	90,000,000.00	448,000.00	2,158,000.00	2.4%	87,842,000.00
22021028	JAAC EXPENSES AND OTHER INCIDENTALS	698,609,730.00	153,480,000.00	356,520,500.00	51.0%	342,089,230.00
22021029	ADMINISTRATOR-GENERAL/PUBLIC TRUSTEE'S EXPENSES	8,000,000.00	-	-	0.0%	8,000,000.00
22021030	WOMEN PROGRAMME (EDUCATION, HEALTH)	800,000.00	-	-	0.0%	800,000.00
22021031	BOUNDARY COMMITTEE EXPENSES	100,000,000.00	320,000.00	720,000.00	0.7%	99,280,000.00
22021032	ALL FESTIVAL BOTH STATE AND NATIONAL EXPENSES	56,280,260.00	-	5,369,000.00	9.5%	50,911,260.00
22021033	PRINTING OF ALL ESSENTIAL DOCUMENT	319,947,036.00	29,882,289.43	131,879,680.50	41.2%	188,067,355.50
22021034	MULTILATERAL, DONOR AGENCIES AND SPECIAL PROJECTS EXP	20,000,000.00	6,000,000.00	9,500,000.00	47.5%	10,500,000.00
22021035	EXPENSES INCIDENTAL TO ENVIRONMENTAL IMPACT ASSESSM	29,500,000.00	2,679,000.00	4,806,500.00	16.3%	24,693,500.00
22021036	VEHICLE REGISTRATIONS, LICENCING AND INSURANCE	17,100,000.00	366,975.00	366,975.00	2.1%	16,733,025.00
22021038	HEALTH MANAGEMENT INFORMATION SYSTEM/ HOSPITAL INFO	3,800,000.00	-	-	0.0%	3,800,000.00
22021039	NG-CARES OPERATION COSTS	436,450,000.00	52,699,069.32	52,699,069.32	12.1%	383,750,930.68
22021041	AGRIC TRADE SHOW	2,000,000.00	-	-	0.0%	2,000,000.00
22021042	HOSTING OF THE STATE WEBSITE EXPENSES/WEBSITE DEVELC	28,650,000.00	-	16,750,692.00	58.5%	11,899,308.00
22021043	NORTHERN GOVERNORS FORUM	5,000,000.00	-	-	0.0%	5,000,000.00
22021044	AGENCY AND FREIGHT CHARGES	4,000,000.00	-	-	0.0%	4,000,000.00
22021046	EXPENSES INCIDENTAL TO SABER ACTIVITIES	60,000,000.00	-	-	0.0%	60,000,000.00
22021047	COMMITTEE/COMMISSION SCREENING EXPENSES	91,000,000.00	600,000.00	5,100,000.00	5.6%	85,900,000.00
22021049	CARES COORDINATING UNIT	306,026,000.00	-	-	0.0%	306,026,000.00
22021051	CASH TRANSFER EXPENSES	65,000,000.00	3,316,624,477.00	3,316,624,477.00	5102.5%	- 3,251,624,477.00
22021053	KOGI STATE OPEN GOVERNANCE AND ACCOUNTABILITY SYSTEM	21,000,000.00	-	-	0.0%	21,000,000.00
22021055	PERIODIC ASSESSMENT OF HEALTHCARE PROVIDERS/FACILITY	3,867,500.00	-	-	0.0%	3,867,500.00
22021056	STATE GOVERNMENT SUPPORT FOR PRIMARY HEALTH CARE IN	6,048,000.00	-	-	0.0%	6,048,000.00
22021057	EQUITY HEALTH INTERVENTION:(BELLO CARE)	276,000,000.00	250,000.00	1,750,000.00	0.6%	274,250,000.00
22021058	QUALITY IMPROVEMENT REVIEW/STAKEHOLDERS' MEETINGS	10,500,000.00	1,289,322.50	3,914,822.50	37.3%	6,585,177.50
22021061	EXPENSES INCIDENTAL TO KOGI STATE KOTRAMA	3,000,000.00	168,000.00	168,000.00	5.6%	2,832,000.00
22021062	SIVES SUPERVISION EXPENSES	23,318,750.00	5,630,000.00	20,286,200.00	87.0%	3,032,550.00
22021063	GOVERNMENT EXPENSES ON O.V.C. CARE SERVICES	6,000,000.00	-	-	0.0%	6,000,000.00
22021064	FOOD AND NUTRITION PROGRAMS	30,000,000.00	-	-	0.0%	30,000,000.00
22021065	REGISTRATION OF BUSINESS MONITORING COMMTEE/PETRO	2,000,000.00	449,000.00	1,715,500.00	85.8%	284,500.00
<b>2203</b>	<b>LOANS AND ADVANCES</b>	<b>677,850.00</b>	<b>-</b>	<b>-</b>	<b>0.0%</b>	<b>677,850.00</b>
<b>220301</b>	<b>STAFF LOANS &amp; ADVANCES</b>	<b>677,850.00</b>	<b>-</b>	<b>-</b>	<b>0.0%</b>	<b>677,850.00</b>
22030101	MOTOR VEHICLE/BICYCLE ADVANCE	677,850.00	-	-	0.0%	677,850.00
<b>2204</b>	<b>GRANTS AND CONTRIBUTIONS GENERAL</b>	<b>198,906,643.00</b>	<b>2,938,890.00</b>	<b>122,582,238.13</b>	<b>61.6%</b>	<b>76,324,404.87</b>
<b>220401</b>	<b>LOCAL GRANTS AND CONTRIBUTIONS</b>	<b>198,906,643.00</b>	<b>2,938,890.00</b>	<b>122,582,238.13</b>	<b>61.6%</b>	<b>76,324,404.87</b>
22040112	TAKE OFF GRANT FOR THE IMPLEMENTATION OF NEWLY CREAT	25,000,000.00	-	100,000,000.00	400.0%	- 75,000,000.00
22040113	GRANTS, SUBVENTION, DONATIONS & REDEMPTION OF PLEDGE	173,906,643.00	2,938,890.00	22,582,238.13	13.0%	151,324,404.87
<b>2206</b>	<b>PUBLIC DEBT CHARGES</b>	<b>8,089,621,595.00</b>	<b>356,346,418.82</b>	<b>17,467,442,996.65</b>	<b>215.9%</b>	<b>- 9,377,821,401.65</b>
<b>220601</b>	<b>FOREIGN INTEREST / DISCOUNT</b>	<b>250,000,000.00</b>	<b>101,667,753.08</b>	<b>271,449,392.25</b>	<b>108.6%</b>	<b>- 21,449,392.25</b>
22060102	FOREIGN INTEREST /DISCOUNT - LONG TERM BORROWINGS	250,000,000.00	101,667,753.08	271,449,392.25	108.6%	- 21,449,392.25

<b>220602</b>	<b>DOMESTIC INTEREST / DISCOUNT</b>	<b>3,455,000,000.00</b>	<b>-</b>	<b>6,210,002,738.83</b>	<b>179.7%</b>	<b>- 2,755,002,738.83</b>
22060202	DOMESTIC INTEREST /DISCOUNT - LONG TERM BORROWINGS	3,455,000,000.00	-	6,210,002,738.83	179.7%	- 2,755,002,738.83
<b>220603</b>	<b>FOREIGN PRINCIPAL</b>	<b>500,000,000.00</b>	<b>254,678,665.74</b>	<b>864,716,349.92</b>	<b>172.9%</b>	<b>- 364,716,349.92</b>
22060302	FOREIGN PRINCIPAL - LONG TERM BORROWINGS	500,000,000.00	254,678,665.74	864,716,349.92	172.9%	- 364,716,349.92
<b>220604</b>	<b>DOMESTIC PRINCIPAL</b>	<b>3,884,621,595.00</b>	<b>-</b>	<b>10,121,274,515.65</b>	<b>260.5%</b>	<b>- 6,236,652,920.65</b>
22060402	DOMESTIC PRINCIPAL - LONG TERM BORROWINGS	3,884,621,595.00	-	10,121,274,515.65	260.5%	- 6,236,652,920.65
<b>2207</b>	<b>TRANSFERS-PAYMENT</b>	<b>2,743,020,973.00</b>	<b>341,452,938.48</b>	<b>1,107,478,886.48</b>	<b>40.4%</b>	<b>1,635,542,086.52</b>
<b>220701</b>	<b>TRANSFER TO FUND RECURRENT EXPENDITURE-PAYMENT</b>	<b>2,743,020,973.00</b>	<b>341,452,938.48</b>	<b>1,107,478,886.48</b>	<b>40.4%</b>	<b>1,635,542,086.52</b>
22070105	7% OF IGR AS GOVERNMENT CONTRIBUTION TO CONFLUENCE I	220,000,000.00	-	-	0.0%	220,000,000.00
22070106	75% REFUND OF STATE TERTIARY INTITUTIONAL'S REVENUE G	200,000,000.00	-	-	0.0%	200,000,000.00
22070107	25% RETENTION COMMISSION FEES ON REVENUE GENERATION	212,926,227.00	23,862,489.00	83,170,166.00	39.1%	129,756,061.00
22070108	SPECIAL GRANTS TO BOARD OF INTERNAL REVENUE ON REVENU	2,000,000,000.00	310,103,382.00	1,007,581,995.00	50.4%	992,418,005.00
22070113	3% REVENUE GENERATION TO MDAS IN CHARGE OF THE GENER	110,094,746.00	7,487,067.48	16,726,725.48	15.2%	93,368,020.52
<b>2208</b>	<b>TRANSFERS-PAYMENT TO INDIVIDUALS</b>	<b>48,100,000.00</b>	<b>2,300,000,000.00</b>	<b>2,300,000,000.00</b>	<b>4781.7%</b>	<b>- 2,251,900,000.00</b>
<b>220801</b>	<b>TRANSFERS-PAYMENT TO INDIVIDUALS</b>	<b>48,100,000.00</b>	<b>2,300,000,000.00</b>	<b>2,300,000,000.00</b>	<b>4781.7%</b>	<b>- 2,251,900,000.00</b>
22080103	FINANCIAL ASSISTANCE TO KOGI STATE LAW STUDENTS IN TH	41,000,000.00	-	-	0.0%	41,000,000.00
22080109	FINANCIAL ASSISTANCE TO NIGERIA LEGION -EX SERVICEMEN	7,100,000.00	-	-	0.0%	7,100,000.00
22080110	FUEL SUBSIDY REMOVAL PALLIATIVES	-	2,300,000,000.00	2,300,000,000.00	-	- 2,300,000,000.00
<b>23</b>	<b>CAPITAL EXPENDITURE</b>	<b>70,745,769,151.00</b>	<b>12,089,773,872.27</b>	<b>21,723,505,085.33</b>	<b>30.7%</b>	<b>49,022,264,065.67</b>
<b>2301</b>	<b>FIXED ASSETS PURCHASED</b>	<b>16,585,744,962.00</b>	<b>1,586,895,835.49</b>	<b>3,468,441,854.64</b>	<b>20.9%</b>	<b>13,117,303,107.36</b>
<b>230101</b>	<b>PURCHASE OF FIXED ASSETS - GENERAL</b>	<b>16,585,744,962.00</b>	<b>1,586,895,835.49</b>	<b>3,468,441,854.64</b>	<b>20.9%</b>	<b>13,117,303,107.36</b>
23010101	PURCHASE / ACQUISITION OF LAND	320,000,000.00	-	-	0.0%	320,000,000.00
23010102	PURCHASE OF OFFICE BUILDINGS	500,000.00	-	-	0.0%	500,000.00
23010103	PURCHASE OF RESIDENTIAL BUILDINGS	10,000,000.00	-	-	0.0%	10,000,000.00
23010105	PURCHASE OF MOTOR VEHICLES	3,974,054,331.00	1,566,805,872.49	3,026,702,072.57	76.2%	947,352,258.43
23010106	PURCHASE OF VANS	135,000,000.00	-	-	0.0%	135,000,000.00
23010107	PURCHASE OF TRUCKS	30,000,000.00	-	-	0.0%	30,000,000.00
23010108	PURCHASE OF BUSES	33,000,000.00	-	-	0.0%	33,000,000.00
23010109	PURCHASE OF BOATS	150,000,000.00	-	-	0.0%	150,000,000.00
23010110	PURCHASE OF ROAD EQUIPMENT	55,760,036.00	-	-	0.0%	55,760,036.00
23010111	PURCHASE OF TRACTORS	25,000,000.00	-	4,000,000.00	16.0%	21,000,000.00
23010112	PURCHASE OF OFFICE FURNITURE AND FITTINGS	50,000,000.00	1,200,000.00	1,242,200.00	2.5%	48,757,800.00
23010113	PURCHASE OF COMPUTERS	164,750,000.00	11,276,025.00	11,276,025.00	6.8%	153,473,975.00
23010114	PURCHASE OF COMPUTER PRINTERS	302,000,000.00	-	-	0.0%	302,000,000.00
23010115	PURCHASE OF PHOTOCOPIING MACHINES	10,000,000.00	-	-	0.0%	10,000,000.00
23010119	PURCHASE OF POWER GENERATING SET	100,568,067.00	-	45,825,430.76	45.6%	54,742,636.24
23010120	PURCHASE OFCANTEN / KITCHEN EQUIPMENT	3,000,000.00	-	-	0.0%	3,000,000.00
23010121	PURCHASE OF RESIDENTIAL FURNITURE	15,000,000.00	-	-	0.0%	15,000,000.00
23010122	PURCHASE OF HEALTH / MEDICAL EQUIPMENT	2,478,156,000.00	-	224,075,115.31	9.0%	2,254,080,884.69
23010123	PURCHASE OF FIRE FIGHTING EQUIPMENT	34,548,500.00	-	-	0.0%	34,548,500.00
23010124	PURCHASE OF TEACHING / LEARNING AID EQUIPMENT	176,060,000.00	-	-	0.0%	176,060,000.00
23010125	PURCHASE OF LIBRARY BOOKS & EQUIPMENT	318,981,025.00	895,000.00	9,067,415.00	2.8%	309,913,610.00
23010126	PURCHASE OF SPORTING / GAMING EQUIPMENT	150,000,000.00	-	25,302,000.00	16.9%	124,698,000.00
23010127	PURCHASE OF AGRICULTURAL EQUIPMENT AND IMPLEMENTS	4,142,500,000.00	-	-	0.0%	4,142,500,000.00
23010128	PURCHASE OF SECURITY EQUIPMENT	235,048,000.00	-	-	0.0%	235,048,000.00
23010129	PURCHASE OF INDUSTRIAL EQUIPMENT	1,468,288,003.00	1,003,250.00	50,872,400.00	3.5%	1,417,415,603.00
23010130	PURCHASE OF RECREATIONAL FACILITIES	23,935,000.00	-	-	0.0%	23,935,000.00
23010132	PURCHASE OF SECURITY GADGETS	217,000,000.00	-	32,116,000.00	14.8%	184,884,000.00
23010133	PURCHASE OF SURVEYING EQUIPMENT	252,500,000.00	140,000.00	140,000.00	0.1%	252,360,000.00



Code	Economic	2023 Original Budget	2023 Q3 Performance	2023 Performance Year to Date (Q1-Q3)	% Performance Year to Date against 2023 Original Budget	Balance (against Original Budget)
23010139	PURCHASE OF AGRICULTURAL PRODUCE/EQUIPMENT	600,000,000.00	-	-	0.0%	600,000,000.00
23010140	PURCHASE OF OFFICE EQUIPMENT	210,096,000.00	5,575,688.00	37,823,196.00	18.0%	172,272,804.00
23010141	PURCHASE OFFICE TOOLS/MATERIALS	570,000,000.00	-	-	0.0%	570,000,000.00
23010143	PURCHASE OF CLEANING AND FUMIGATING TOOLS	330,000,000.00	-	-	0.0%	330,000,000.00
<b>2302</b>	<b>CONSTRUCTION / PROVISION</b>	<b>35,481,768,826.00</b>	<b>7,290,604,111.45</b>	<b>12,045,412,410.96</b>	<b>33.9%</b>	<b>23,436,356,415.04</b>
<b>230201</b>	<b>CONSTRUCTION / PROVISION OF FIXED ASSETS - GENERAL</b>	<b>35,481,768,826.00</b>	<b>7,290,604,111.45</b>	<b>12,045,412,410.96</b>	<b>33.9%</b>	<b>23,436,356,415.04</b>
23020101	CONSTRUCTION / PROVISION OF OFFICE BUILDINGS	6,830,428,516.00	49,894,400.00	529,140,603.14	7.7%	6,301,287,912.86
23020102	CONSTRUCTION / PROVISION OF RESIDENTIAL BUILDINGS	270,960,277.00	-	17,540,279.40	6.5%	253,419,997.60
23020103	PROVISION OF ELECTRICITY TO PUBLIC BUILDINGS	501,000,000.00	-	-	0.0%	501,000,000.00
23020104	CONSTRUCTION / PROVISION OF HOUSING SCHEMES	228,102,633.00	-	40,366,650.23	17.7%	187,735,982.77
23020105	CONSTRUCTION / PROVISION OF WATER FACILITIES	686,415,000.00	-	-	0.0%	686,415,000.00
23020106	CONSTRUCTION / PROVISION OF HOSPITALS / HEALTH CENTRE	3,690,134,000.00	462,902,826.20	990,678,476.97	26.8%	2,699,455,523.03
23020107	CONSTRUCTION / PROVISION OF PUBLIC SCHOOLS	1,599,019,000.00	324,655,372.01	808,391,918.72	50.6%	790,627,081.28
23020108	PRE-CONSTRUCTION DESIGN SERVICES	90,000,000.00	-	-	0.0%	90,000,000.00
23020111	CONSTRUCTION / PROVISION OF LIBRARIES	50,000,000.00	-	-	0.0%	50,000,000.00
23020112	CONSTRUCTION / PROVISION OF SPORTING FACILITIES	126,520,073.00	-	-	0.0%	126,520,073.00
23020113	CONSTRUCTION / PROVISION OF AGRICULTURAL FACILITIES	822,000,000.00	895,829,696.07	895,829,696.07	109.0%	- 73,829,696.07
23020114	CONSTRUCTION / PROVISION OF ROADS	10,519,770,876.00	2,609,352,367.71	4,000,975,814.54	38.0%	6,518,795,061.46
23020116	CONSTRUCTION / PROVISION OF WATER-WAYS	10,000,000.00	-	-	0.0%	10,000,000.00
23020118	CONSTRUCTION / PROVISION OF INFRASTRUCTURE	8,591,116,907.00	2,947,399,449.46	4,610,618,971.89	53.7%	3,980,497,935.11
23020119	CONSTRUCTION / PROVISION OF RECREATIONAL FACILITIES	30,000,000.00	-	-	0.0%	30,000,000.00
23020120	CONSTRUCTION OF PRODUCTION FACILITIES	726,500,000.00	570,000.00	1,870,000.00	0.3%	724,630,000.00
23020123	CONSTRUCTION OF TRAFFIC /STREET LIGHTS	377,301,544.00	-	150,000,000.00	39.8%	227,301,544.00
23020124	CONSTRUCTION OF MARKETS/PARKS	30,000,000.00	-	-	0.0%	30,000,000.00
23020125	CONSTRUCTION OF POWER GENERATING PLANTS	52,000,000.00	-	-	0.0%	52,000,000.00
23020127	CONSTRUCTION OF ICT INFRASTRUCTURES	250,500,000.00	-	-	0.0%	250,500,000.00
<b>2303</b>	<b>REHABILITATION / REPAIRS</b>	<b>11,966,037,365.00</b>	<b>3,022,751,016.82</b>	<b>5,385,316,783.76</b>	<b>45.0%</b>	<b>6,580,720,581.24</b>
<b>230301</b>	<b>REHABILITATION / REPAIRS OF FIXED ASSETS - GENERAL</b>	<b>11,966,037,365.00</b>	<b>3,022,751,016.82</b>	<b>5,385,316,783.76</b>	<b>45.0%</b>	<b>6,580,720,581.24</b>
23030101	REHABILITATION / REPAIRS OF RESIDENTIAL BUILDING	191,373,072.00	135,317,378.74	1,096,051,775.36	572.7%	- 904,678,703.36
23030103	REHABILITATION / REPAIRS - HOUSING	250,000,000.00	-	-	0.0%	250,000,000.00
23030104	REHABILITATION / REPAIRS - WATER FACILITIES	1,450,496,434.00	-	96,371,452.00	6.6%	1,354,124,982.00
23030105	REHABILITATION / REPAIRS - HOSPITAL / HEALTH CENTRES	1,942,096,000.00	24,771,840.00	414,728,384.98	21.4%	1,527,367,615.02
23030106	REHABILITATION / REPAIRS - PUBLIC SCHOOLS	5,724,890,979.00	89,785,558.00	89,785,558.00	1.6%	5,635,105,421.00
23030108	REPAIR/MAINTENANCE OF PLANTS & EQUIPMENT	55,380,018.00	-	-	0.0%	55,380,018.00
23030110	REHABILITATION / REPAIRS - LIBRARIES	53,500,000.00	-	-	0.0%	53,500,000.00
23030111	REHABILITATION / REPAIRS - SPORTING FACILITIES	120,000,000.00	-	-	0.0%	120,000,000.00
23030112	REHABILITATION / REPAIRS - AGRICULTURAL FACILITIES	20,000,000.00	-	-	0.0%	20,000,000.00
23030113	REHABILITATION / REPAIRS - ROADS	965,300,636.00	2,733,848,063.08	3,528,718,289.04	365.6%	- 2,563,417,653.04
23030117	REPAIR/MAINTENANCE OF FURNITURE /FITTINGS	30,200,000.00	-	-	0.0%	30,200,000.00
23030118	REHABILITATION / REPAIRS - RECREATIONAL FACILITIES	10,000,000.00	-	-	0.0%	10,000,000.00
23030121	REHABILITATION / REPAIRS OF OFFICE BUILDINGS	963,752,226.00	14,219,007.00	94,252,154.38	9.8%	869,500,071.62
23030125	REHABILITATION/REPAIRS- POWER GENERATING PLANTS	56,048,000.00	-	-	0.0%	56,048,000.00
23030127	REHABILITATION/REPAIRS- ICT INFRASTRUCTURES	133,000,000.00	24,809,170.00	65,409,170.00	49.2%	67,590,830.00
<b>2304</b>	<b>PRESERVATION OF THE ENVIRONMENT</b>	<b>362,821,771.00</b>	<b>-</b>	<b>-</b>	<b>0.0%</b>	<b>362,821,771.00</b>
<b>230401</b>	<b>PRESERVATION OF THE ENVIRONMENT - GENERAL</b>	<b>362,821,771.00</b>	<b>-</b>	<b>-</b>	<b>0.0%</b>	<b>362,821,771.00</b>
23040101	TREE PLANTING	120,000,000.00	-	-	0.0%	120,000,000.00
23040102	EROSION & FLOOD CONTROL	101,000,000.00	-	-	0.0%	101,000,000.00
23040104	INDUSTRIAL POLLUTION PREVENTION & CONTROL	141,821,771.00	-	-	0.0%	141,821,771.00

Code	Economic	2023 Original Budget	2023 Q3 Performance	2023 Performance Year to Date (Q1-Q3)	% Performance Year to Date against 2023 Original Budget	Balance (against Original Budget)
<b>2305</b>	<b>OTHER CAPITAL PROJECTS</b>	<b>6,349,396,227.00</b>	<b>189,522,908.51</b>	<b>824,334,035.97</b>	<b>13.0%</b>	<b>5,525,062,191.03</b>
<b>230501</b>	<b>ACQUISITION OF NON TANGIBLE ASSETS</b>	<b>6,349,396,227.00</b>	<b>189,522,908.51</b>	<b>824,334,035.97</b>	<b>13.0%</b>	<b>5,525,062,191.03</b>
23050101	RESEARCH AND DEVELOPMENT	2,624,587,580.00	66,792,959.00	550,146,111.42	21.0%	2,074,441,468.58
23050102	COMPUTER SOFTWARE ACQUISITION	126,000,000.00	9,801,406.00	38,404,406.00	30.5%	87,595,594.00
23050103	MONITORING AND EVALUATION	100,148,648.00	-	-	0.0%	100,148,648.00
23050106	ECONOMIC EMPOWERMENT	3,498,659,999.00	112,928,543.51	235,783,518.55	6.7%	3,262,876,480.45

### 3.F Expenditure by Function

Table 10: Total Expenditure by Function

Kogi State Government Budget Performance Report 2023 Q3 - Total Expenditure by Functional Classification

Code	Function	2023 Original Budget	2023 Q3 Performance	2023 Performance Year to Date (Q1-Q3)	% Performance Year to Date against 2023 Original Budget	Balance (against Original Budget)
	<b>Total Expenditure</b>	<b>172,090,787,292.00</b>	<b>40,931,910,608.17</b>	<b>105,302,301,279.49</b>	<b>61.2%</b>	<b>66,788,486,012.51</b>
<b>701</b>	<b>GENERAL PUBLIC SERVICES</b>	<b>50,666,048,092.00</b>	<b>11,499,638,539.42</b>	<b>40,693,295,384.15</b>	<b>80.3%</b>	<b>9,972,752,707.85</b>
<b>7011</b>	<b>EXECUTIVE AND LEGISLATIVE ORGANS, FINANCIAL AND FISCAL AFFAIRS</b>	<b>33,637,300,890.00</b>	<b>6,273,942,620.81</b>	<b>15,795,902,765.40</b>	<b>47.0%</b>	<b>17,841,398,124.60</b>
70111	EXECUTIVE AND LEGISLATIVE ORGANS	21,214,964,593.00	4,825,356,559.21	10,853,103,203.30	51.2%	10,361,861,389.70
70112	FINANCIAL AND FISCAL AFFAIRS	12,422,336,297.00	1,448,586,061.60	4,942,799,562.11	39.8%	7,479,536,734.89
<b>7013</b>	<b>GENERAL SERVICES</b>	<b>8,770,821,362.00</b>	<b>4,869,349,499.79</b>	<b>7,429,949,622.09</b>	<b>84.7%</b>	<b>1,340,871,739.91</b>
70131	GENERAL PERSONNEL SERVICES	3,481,275,557.00	1,100,729,621.18	1,821,790,071.25	52.3%	1,659,485,485.75
70132	OVERALL PLANNING AND STATISTICAL SERVICES	956,676,787.00	2,514,475,929.97	2,551,716,444.20	266.7%	- 1,595,039,657.20
70133	OTHER GENERAL SERVICES	4,332,869,018.00	1,254,143,948.64	3,056,443,106.64	70.5%	1,276,425,911.36
<b>7016</b>	<b>GENERAL PUBLIC SERVICES N.E.C.</b>	<b>76,444,245.00</b>	<b>-</b>	<b>-</b>	<b>0.0%</b>	<b>76,444,245.00</b>
70161	GENERAL PUBLIC SERVICES N.E.C.	76,444,245.00	-	-	0.0%	76,444,245.00
<b>7017</b>	<b>PUBLIC DEBT TRANSACTIONS</b>	<b>8,181,481,595.00</b>	<b>356,346,418.82</b>	<b>17,467,442,996.65</b>	<b>213.5%</b>	<b>- 9,285,961,401.65</b>
70171	PUBLIC DEBT TRANSACTIONS	8,181,481,595.00	356,346,418.82	17,467,442,996.65	213.5%	- 9,285,961,401.65
<b>703</b>	<b>PUBLIC ORDER AND SAFETY</b>	<b>7,995,751,382.00</b>	<b>2,837,480,765.76</b>	<b>4,924,922,084.05</b>	<b>61.6%</b>	<b>3,070,829,297.95</b>
<b>7031</b>	<b>POLICE SERVICES</b>	<b>813,150,000.00</b>	<b>128,677,897.65</b>	<b>258,822,791.71</b>	<b>31.8%</b>	<b>554,327,208.29</b>
70311	POLICE SERVICES	813,150,000.00	128,677,897.65	258,822,791.71	31.8%	554,327,208.29
<b>7032</b>	<b>FIRE PROTECTION SERVICES</b>	<b>51,371,849.00</b>	<b>7,283,533.36</b>	<b>22,032,919.78</b>	<b>42.9%</b>	<b>29,338,929.22</b>
70321	FIRE PROTECTION SERVICES	51,371,849.00	7,283,533.36	22,032,919.78	42.9%	29,338,929.22
<b>7033</b>	<b>LAW COURTS</b>	<b>7,131,229,533.00</b>	<b>2,701,519,334.75</b>	<b>4,644,066,372.56</b>	<b>65.1%</b>	<b>2,487,163,160.44</b>
70331	LAW COURTS	7,131,229,533.00	2,701,519,334.75	4,644,066,372.56	65.1%	2,487,163,160.44
<b>704</b>	<b>ECONOMIC AFFAIRS</b>	<b>25,958,090,215.00</b>	<b>6,169,112,489.60</b>	<b>9,956,995,402.00</b>	<b>38.4%</b>	<b>16,001,094,813.00</b>
<b>7041</b>	<b>GENERAL ECONOMIC, COMMERCIAL, AND LABOR AFFAIRS</b>	<b>2,672,141,448.00</b>	<b>43,116,891.72</b>	<b>119,717,171.32</b>	<b>4.5%</b>	<b>2,552,424,276.68</b>
70411	GENERAL ECONOMIC AND COMMERCIAL AFFAIRS	2,672,141,448.00	43,116,891.72	119,717,171.32	4.5%	2,552,424,276.68
<b>7042</b>	<b>AGRICULTURE, FORESTRY, FISHING, AND HUNTING</b>	<b>9,539,759,272.00</b>	<b>1,185,762,251.05</b>	<b>1,548,256,450.85</b>	<b>16.2%</b>	<b>7,991,502,821.15</b>
70421	AGRICULTURE	9,539,759,272.00	1,185,762,251.05	1,548,256,450.85	16.2%	7,991,502,821.15
<b>7044</b>	<b>MINING, MANUFACTURING, AND CONSTRUCTION</b>	<b>800,378,500.00</b>	<b>20,927,400.00</b>	<b>23,626,400.00</b>	<b>3.0%</b>	<b>776,752,100.00</b>
70441	MINING OF MINERAL RESOURCES OTHER THAN MINING	800,378,500.00	20,927,400.00	23,626,400.00	3.0%	776,752,100.00
<b>7045</b>	<b>TRANSPORT</b>	<b>12,934,620,256.00</b>	<b>4,917,209,179.81</b>	<b>8,258,664,691.44</b>	<b>63.8%</b>	<b>4,675,955,564.56</b>
70451	ROAD TRANSPORT	12,934,620,256.00	4,917,209,179.81	8,258,664,691.44	63.8%	4,675,955,564.56
<b>7047</b>	<b>OTHER INDUSTRIES</b>	<b>11,190,739.00</b>	<b>2,096,767.03</b>	<b>6,730,688.39</b>	<b>60.1%</b>	<b>4,460,050.61</b>
70472	HOTELS AND RESTAURANTS	10,776,937.00	2,068,467.03	6,702,388.39	62.2%	4,074,548.61
70473	TOURISM	413,802.00	28,300.00	28,300.00	6.8%	385,502.00
<b>705</b>	<b>ENVIRONMENTAL PROTECTION</b>	<b>3,899,123,815.00</b>	<b>338,418,790.89</b>	<b>734,724,122.44</b>	<b>18.8%</b>	<b>3,164,399,692.56</b>
<b>7051</b>	<b>WASTE MANAGEMENT</b>	<b>357,982,642.00</b>	<b>66,833,741.33</b>	<b>189,566,592.80</b>	<b>53.0%</b>	<b>168,416,049.20</b>
70511	WASTE MANAGEMENT	357,982,642.00	66,833,741.33	189,566,592.80	53.0%	168,416,049.20
<b>7056</b>	<b>ENVIRONMENTAL PROTECTION N.E.C.</b>	<b>3,541,141,173.00</b>	<b>271,585,049.56</b>	<b>545,157,529.64</b>	<b>15.4%</b>	<b>2,995,983,643.36</b>
70561	ENVIRONMENTAL PROTECTION N.E.C.	3,541,141,173.00	271,585,049.56	545,157,529.64	15.4%	2,995,983,643.36
<b>706</b>	<b>HOUSING AND COMMUNITY AMENITIES</b>	<b>9,780,098,332.00</b>	<b>3,329,783,545.57</b>	<b>5,820,979,044.31</b>	<b>59.5%</b>	<b>3,959,119,287.69</b>
<b>7061</b>	<b>HOUSING DEVELOPMENT</b>	<b>10,000,000.00</b>	<b>-</b>	<b>200,000.00</b>	<b>2.0%</b>	<b>9,800,000.00</b>
70611	HOUSING DEVELOPMENT	10,000,000.00	-	200,000.00	2.0%	9,800,000.00
<b>7062</b>	<b>COMMUNITY DEVELOPMENT</b>	<b>7,763,373,327.00</b>	<b>3,301,921,865.26</b>	<b>5,641,002,337.36</b>	<b>72.7%</b>	<b>2,122,370,989.64</b>
70621	COMMUNITY DEVELOPMENT	7,763,373,327.00	3,301,921,865.26	5,641,002,337.36	72.7%	2,122,370,989.64
<b>7063</b>	<b>WATER SUPPLY</b>	<b>2,006,725,005.00</b>	<b>27,861,680.31</b>	<b>179,776,706.95</b>	<b>9.0%</b>	<b>1,826,948,298.05</b>
70631	WATER SUPPLY	2,006,725,005.00	27,861,680.31	179,776,706.95	9.0%	1,826,948,298.05



Code	Function	2023 Original Budget	2023 Q3 Performance	2023 Performance Year to Date (Q1-Q3)	% Performance Year to Date against 2023 Original Budget	Balance (against Original Budget)
<b>707</b>	<b>HEALTH</b>	<b>17,557,067,637.00</b>	<b>1,755,984,822.44</b>	<b>5,478,142,035.25</b>	<b>31.2%</b>	<b>12,078,925,601.75</b>
<b>7073</b>	<b>HOSPITAL SERVICES</b>	<b>4,643,159,227.00</b>	<b>1,074,992,846.64</b>	<b>3,241,439,954.22</b>	<b>69.8%</b>	<b>1,401,719,272.78</b>
70731	GENERAL HOSPITAL SERVICES	3,227,454,887.00	737,140,219.18	2,216,841,431.79	68.7%	1,010,613,455.21
70732	SPECIALIZED HOSPITAL SERVICES	1,415,704,340.00	337,852,627.46	1,024,598,522.43	72.4%	391,105,817.57
<b>7074</b>	<b>PUBLIC HEALTH SERVICES</b>	<b>4,124,801,363.00</b>	<b>91,492,465.38</b>	<b>244,994,070.02</b>	<b>5.9%</b>	<b>3,879,807,292.98</b>
70741	PUBLIC HEALTH SERVICES	4,124,801,363.00	91,492,465.38	244,994,070.02	5.9%	3,879,807,292.98
<b>7076</b>	<b>HEALTH N.E.C.</b>	<b>8,789,107,047.00</b>	<b>589,499,510.43</b>	<b>1,991,708,011.01</b>	<b>22.7%</b>	<b>6,797,399,035.99</b>
70761	HEALTH N.E.C.	8,789,107,047.00	589,499,510.43	1,991,708,011.01	22.7%	6,797,399,035.99
<b>708</b>	<b>RECREATION, CULTURE AND RELIGION</b>	<b>2,929,291,821.00</b>	<b>526,952,555.15</b>	<b>1,667,798,147.04</b>	<b>56.9%</b>	<b>1,261,493,673.96</b>
<b>7081</b>	<b>RECREATIONAL AND SPORTING SERVICES</b>	<b>894,157,594.00</b>	<b>30,547,151.42</b>	<b>89,814,325.68</b>	<b>10.0%</b>	<b>804,343,268.32</b>
70811	RECREATIONAL AND SPORTING SERVICES	894,157,594.00	30,547,151.42	89,814,325.68	10.0%	804,343,268.32
<b>7082</b>	<b>CULTURAL SERVICES</b>	<b>523,558,594.00</b>	<b>32,646,156.47</b>	<b>105,510,474.71</b>	<b>20.2%</b>	<b>418,048,119.29</b>
70821	CULTURAL SERVICES	523,558,594.00	32,646,156.47	105,510,474.71	20.2%	418,048,119.29
<b>7083</b>	<b>BROADCASTING AND PUBLISHING SERVICES</b>	<b>1,086,882,725.00</b>	<b>445,272,330.87</b>	<b>1,255,313,257.25</b>	<b>115.5%</b>	<b>- 168,430,532.25</b>
70831	BROADCASTING AND PUBLISHING SERVICES	1,086,882,725.00	445,272,330.87	1,255,313,257.25	115.5%	- 168,430,532.25
<b>7084</b>	<b>RELIGIOUS AND OTHER COMMUNITY SERVICES</b>	<b>424,692,908.00</b>	<b>18,486,916.40</b>	<b>217,160,089.40</b>	<b>51.1%</b>	<b>207,532,818.60</b>
70841	RELIGIOUS AND OTHER COMMUNITY SERVICES	424,692,908.00	18,486,916.40	217,160,089.40	51.1%	207,532,818.60
<b>709</b>	<b>EDUCATION</b>	<b>37,296,051,899.00</b>	<b>6,089,046,835.32</b>	<b>17,917,428,698.44</b>	<b>48.0%</b>	<b>19,378,623,200.56</b>
<b>7091</b>	<b>PRE-PRIMARY AND PRIMARY EDUCATION</b>	<b>2,926,203,149.00</b>	<b>445,249,511.16</b>	<b>1,268,922,424.66</b>	<b>43.4%</b>	<b>1,657,280,724.34</b>
70912	PRIMARY EDUCATION	2,926,203,149.00	445,249,511.16	1,268,922,424.66	43.4%	1,657,280,724.34
<b>7094</b>	<b>TERTIARY EDUCATION</b>	<b>21,136,445,572.00</b>	<b>3,905,486,997.98</b>	<b>12,179,799,396.30</b>	<b>57.6%</b>	<b>8,956,646,175.70</b>
70941	FIRST STAGE OF TERTIARY EDUCATION	4,761,155,104.00	756,222,030.33	2,188,185,752.85	46.0%	2,572,969,351.15
70942	SECOND STAGE OF TERTIARY EDUCATION	16,375,290,468.00	3,149,264,967.65	9,991,613,643.45	61.0%	6,383,676,824.55
<b>7095</b>	<b>EDUCATION NOT DEFINABLE BY LEVEL</b>	<b>42,167,408.00</b>	<b>10,318,538.56</b>	<b>62,398,338.96</b>	<b>148.0%</b>	<b>- 20,230,930.96</b>
70951	EDUCATION NOT DEFINABLE BY LEVEL	42,167,408.00	10,318,538.56	62,398,338.96	148.0%	- 20,230,930.96
<b>7097</b>	<b>R &amp; D EDUCATION</b>	<b>18,830,255.00</b>	<b>3,400,060.88</b>	<b>10,506,873.26</b>	<b>55.8%</b>	<b>8,323,381.74</b>
70971	R & D EDUCATION	18,830,255.00	3,400,060.88	10,506,873.26	55.8%	8,323,381.74
<b>7098</b>	<b>EDUCATION N.E.C.</b>	<b>13,172,405,515.00</b>	<b>1,724,591,726.75</b>	<b>4,395,801,665.26</b>	<b>33.4%</b>	<b>8,776,603,849.74</b>
70981	EDUCATION N.E.C.	13,172,405,515.00	1,724,591,726.75	4,395,801,665.26	33.4%	8,776,603,849.74
<b>710</b>	<b>SOCIAL PROTECTION</b>	<b>16,009,264,099.00</b>	<b>8,385,492,264.00</b>	<b>18,108,016,361.81</b>	<b>113.1%</b>	<b>- 2,098,752,262.81</b>
<b>7102</b>	<b>OLD AGE</b>	<b>15,007,470,050.00</b>	<b>5,023,524,756.17</b>	<b>14,681,986,931.32</b>	<b>97.8%</b>	<b>325,483,118.68</b>
71021	OLD AGE	15,007,470,050.00	5,023,524,756.17	14,681,986,931.32	97.8%	325,483,118.68
<b>7103</b>	<b>SURVIVORS</b>	<b>7,000,000.00</b>	<b>-</b>	<b>242,000.00</b>	<b>3.5%</b>	<b>6,758,000.00</b>
71031	SURVIVORS	7,000,000.00	-	242,000.00	3.5%	6,758,000.00
<b>7104</b>	<b>FAMILY AND CHILDREN</b>	<b>951,417,753.00</b>	<b>3,356,902,740.93</b>	<b>3,410,732,329.81</b>	<b>358.5%</b>	<b>- 2,459,314,576.81</b>
71041	FAMILY AND CHILDREN	951,417,753.00	3,356,902,740.93	3,410,732,329.81	358.5%	- 2,459,314,576.81
<b>7109</b>	<b>SOCIAL PROTECTION N.E.C.</b>	<b>43,376,296.00</b>	<b>5,064,766.90</b>	<b>15,055,100.69</b>	<b>34.7%</b>	<b>28,321,195.31</b>
71091	SOCIAL PROTECTION N.E.C.	43,376,296.00	5,064,766.90	15,055,100.69	34.7%	28,321,195.31

Table 11: Personnel Expenditure by Function

## Kogi State Government Budget Performance Report 2023 Q3 - Personnel Expenditure by Functional Classification

Code	Function	2023 Original Budget	2023 Q3 Performance	2023 Performance Year to Date (Q1-Q3)	% Performance Year to Date against 2023 Original Budget	Balance (against Original Budget)
	<b>Total Personnel Expenditure</b>	<b>53,542,002,481.00</b>	<b>14,225,572,948.08</b>	<b>40,685,917,249.53</b>	<b>76.0%</b>	<b>12,856,085,231.47</b>
<b>701</b>	<b>GENERAL PUBLIC SERVICES</b>	<b>9,373,040,201.00</b>	<b>2,220,305,638.29</b>	<b>5,897,104,249.88</b>	<b>62.9%</b>	<b>3,475,935,951.12</b>
<b>7011</b>	<b>EXECUTIVE AND LEGISLATIVE ORGANS, FINANCIAL AND FISCAL AFFAIRS</b>	<b>5,211,099,243.00</b>	<b>839,590,423.15</b>	<b>2,451,344,480.16</b>	<b>47.0%</b>	<b>2,759,754,762.84</b>
70111	EXECUTIVE AND LEGISLATIVE ORGANS	1,971,359,626.00	385,966,314.29	1,150,291,957.14	58.4%	821,067,668.86
70112	FINANCIAL AND FISCAL AFFAIRS	3,239,739,617.00	453,624,108.86	1,301,052,523.03	40.2%	1,938,687,093.97
<b>7013</b>	<b>GENERAL SERVICES</b>	<b>4,161,940,958.00</b>	<b>1,380,715,215.14</b>	<b>3,445,759,769.71</b>	<b>82.8%</b>	<b>716,181,188.29</b>
70131	GENERAL PERSONNEL SERVICES	773,931,931.00	144,476,519.57	439,180,665.98	56.7%	334,751,265.02
70132	OVERALL PLANNING AND STATISTICAL SERVICES	136,877,868.00	14,537,919.97	45,058,234.20	32.9%	91,819,633.80
70133	OTHER GENERAL SERVICES	3,251,131,159.00	1,221,700,775.60	2,961,520,869.53	91.1%	289,610,289.47
<b>703</b>	<b>PUBLIC ORDER AND SAFETY</b>	<b>3,637,027,326.00</b>	<b>830,576,628.29</b>	<b>2,229,165,529.17</b>	<b>61.3%</b>	<b>1,407,861,796.83</b>
<b>7031</b>	<b>POLICE SERVICES</b>	<b>4,000,000.00</b>	<b>509,432.65</b>	<b>2,008,613.71</b>	<b>50.2%</b>	<b>1,991,386.29</b>
70311	POLICE SERVICES	4,000,000.00	509,432.65	2,008,613.71	50.2%	1,991,386.29
<b>7032</b>	<b>FIRE PROTECTION SERVICES</b>	<b>49,802,774.00</b>	<b>7,080,533.36</b>	<b>21,680,919.78</b>	<b>43.5%</b>	<b>28,121,854.22</b>
70321	FIRE PROTECTION SERVICES	49,802,774.00	7,080,533.36	21,680,919.78	43.5%	28,121,854.22
<b>7033</b>	<b>LAW COURTS</b>	<b>3,583,224,552.00</b>	<b>822,986,662.28</b>	<b>2,205,475,995.68</b>	<b>61.6%</b>	<b>1,377,748,556.32</b>
70331	LAW COURTS	3,583,224,552.00	822,986,662.28	2,205,475,995.68	61.6%	1,377,748,556.32
<b>704</b>	<b>ECONOMIC AFFAIRS</b>	<b>1,367,235,107.00</b>	<b>281,858,513.68</b>	<b>830,723,884.39</b>	<b>60.8%</b>	<b>536,511,222.61</b>
<b>7041</b>	<b>GENERAL ECONOMIC, COMMERCIAL, AND LABOUR AFFAIRS</b>	<b>348,901,217.00</b>	<b>25,613,961.72</b>	<b>78,226,601.32</b>	<b>22.4%</b>	<b>270,674,615.68</b>
70411	GENERAL ECONOMIC AND COMMERCIAL AFFAIRS	348,901,217.00	25,613,961.72	78,226,601.32	22.4%	270,674,615.68
<b>7042</b>	<b>AGRICULTURE, FORESTRY, FISHING, AND HUNTING</b>	<b>746,019,540.00</b>	<b>181,465,672.15</b>	<b>542,459,871.95</b>	<b>72.7%</b>	<b>203,559,668.05</b>
70421	AGRICULTURE	746,019,540.00	181,465,672.15	542,459,871.95	72.7%	203,559,668.05
<b>7045</b>	<b>TRANSPORT</b>	<b>261,537,413.00</b>	<b>72,710,412.79</b>	<b>203,335,022.73</b>	<b>77.7%</b>	<b>58,202,390.27</b>
70451	ROAD TRANSPORT	261,537,413.00	72,710,412.79	203,335,022.73	77.7%	58,202,390.27
<b>7047</b>	<b>OTHER INDUSTRIES</b>	<b>10,776,937.00</b>	<b>2,068,467.03</b>	<b>6,702,388.39</b>	<b>62.2%</b>	<b>4,074,548.61</b>
70472	HOTELS AND RESTUARANTS	10,776,937.00	2,068,467.03	6,702,388.39	62.2%	4,074,548.61
<b>705</b>	<b>ENVIRONMENTAL PROTECTION</b>	<b>429,227,561.00</b>	<b>113,404,121.46</b>	<b>329,461,483.45</b>	<b>76.8%</b>	<b>99,766,077.55</b>
<b>7051</b>	<b>WASTE MANAGEMENT</b>	<b>248,142,642.00</b>	<b>65,071,991.33</b>	<b>187,804,842.80</b>	<b>75.7%</b>	<b>60,337,799.20</b>
70511	WASTE MANAGEMENT	248,142,642.00	65,071,991.33	187,804,842.80	75.7%	60,337,799.20
<b>7056</b>	<b>ENVIRONMENTAL PROTECTION N.E.C.</b>	<b>181,084,919.00</b>	<b>48,332,130.13</b>	<b>141,656,640.65</b>	<b>78.2%</b>	<b>39,428,278.35</b>
70561	ENVIRONMENTAL PROTECTION N.E.C.	181,084,919.00	48,332,130.13	141,656,640.65	78.2%	39,428,278.35
<b>706</b>	<b>HOUSING AND COMMUNITY AMMENITIES</b>	<b>1,214,232,546.00</b>	<b>283,117,881.96</b>	<b>826,583,173.25</b>	<b>68.1%</b>	<b>387,649,372.75</b>
<b>7062</b>	<b>COMMUNITY DEVELOPMENT</b>	<b>1,075,487,255.00</b>	<b>255,957,201.65</b>	<b>744,038,918.30</b>	<b>69.2%</b>	<b>331,448,336.70</b>
70621	COMMUNITY DEVELOPMENT	1,075,487,255.00	255,957,201.65	744,038,918.30	69.2%	331,448,336.70
<b>7063</b>	<b>WATER SUPPLY</b>	<b>138,745,291.00</b>	<b>27,160,680.31</b>	<b>82,544,254.95</b>	<b>59.5%</b>	<b>56,201,036.05</b>
70631	WATER SUPPLY	138,745,291.00	27,160,680.31	82,544,254.95	59.5%	56,201,036.05
<b>707</b>	<b>HEALTH</b>	<b>5,390,919,285.00</b>	<b>1,163,085,050.81</b>	<b>3,458,501,399.85</b>	<b>64.2%</b>	<b>1,932,417,885.15</b>
<b>7073</b>	<b>HOSPITAL SERVICES</b>	<b>4,397,884,672.00</b>	<b>1,015,435,864.74</b>	<b>3,059,093,266.12</b>	<b>69.6%</b>	<b>1,338,791,405.88</b>
70731	GENERAL HOSPITAL SERVICES	3,195,811,087.00	727,633,025.10	2,190,255,192.98	68.5%	1,005,555,894.02
70732	SPECIALIZED HOSPITAL SERVICES	1,202,073,585.00	287,802,839.64	868,838,073.14	72.3%	333,235,511.86
<b>7074</b>	<b>PUBLIC HEALTH SERVICES</b>	<b>190,237,270.00</b>	<b>25,070,501.85</b>	<b>71,290,811.98</b>	<b>37.5%</b>	<b>118,946,458.02</b>
70741	PUBLIC HEALTH SERVICES	190,237,270.00	25,070,501.85	71,290,811.98	37.5%	118,946,458.02
<b>7076</b>	<b>HEALTH N.E.C.</b>	<b>802,797,343.00</b>	<b>122,578,684.23</b>	<b>328,117,321.75</b>	<b>40.9%</b>	<b>474,680,021.25</b>
70761	HEALTH N.E.C.	802,797,343.00	122,578,684.23	328,117,321.75	40.9%	474,680,021.25
<b>708</b>	<b>RECREATION, CULTURE AND RELIGION</b>	<b>588,265,082.00</b>	<b>142,890,055.93</b>	<b>434,474,454.12</b>	<b>73.9%</b>	<b>153,790,627.88</b>
<b>7081</b>	<b>RECREATIONAL AND SPORTING SERVICES</b>	<b>123,016,760.00</b>	<b>29,451,151.42</b>	<b>88,718,325.68</b>	<b>72.1%</b>	<b>34,298,434.32</b>
70811	RECREATIONAL AND SPORTING SERVICES	123,016,760.00	29,451,151.42	88,718,325.68	72.1%	34,298,434.32
<b>7082</b>	<b>CULTURAL SERVICES</b>	<b>127,441,844.00</b>	<b>32,325,156.47</b>	<b>99,189,474.71</b>	<b>77.8%</b>	<b>28,252,369.29</b>
70821	CULTURAL SERVICES	127,441,844.00	32,325,156.47	99,189,474.71	77.8%	28,252,369.29

Code	Function	2023 Original Budget	2023 Q3 Performance	2023 Performance Year to Date (Q1-Q3)	% Performance Year to Date against 2023 Original Budget	Balance (against Original Budget)
<b>7083</b>	<b>BROADCASTING AND PUBLISHING SERVICES</b>	<b>288,175,989.00</b>	<b>68,829,237.15</b>	<b>209,811,282.89</b>	<b>72.8%</b>	<b>78,364,706.11</b>
70831	BROADCASTING AND PUBLISHING SERVICES	288,175,989.00	68,829,237.15	209,811,282.89	72.8%	78,364,706.11
<b>7084</b>	<b>RELIGIOUS AND OTHER COMMUNITY SERVICES</b>	<b>49,630,489.00</b>	<b>12,284,510.90</b>	<b>36,755,370.84</b>	<b>74.1%</b>	<b>12,875,118.16</b>
70841	RELIGIOUS AND OTHER COMMUNITY SERVICES	49,630,489.00	12,284,510.90	36,755,370.84	74.1%	12,875,118.16
<b>709</b>	<b>EDUCATION</b>	<b>16,754,985,113.00</b>	<b>4,148,868,870.64</b>	<b>11,942,598,790.61</b>	<b>71.3%</b>	<b>4,812,386,322.39</b>
<b>7091</b>	<b>PRE-PRIMARY AND PRIMARY EDUCATION</b>	<b>197,793,644.00</b>	<b>52,315,449.32</b>	<b>158,369,622.64</b>	<b>80.1%</b>	<b>39,424,021.36</b>
70912	PRIMARY EDUCATION	197,793,644.00	52,315,449.32	158,369,622.64	80.1%	39,424,021.36
<b>7094</b>	<b>TERTIARY EDUCATION</b>	<b>11,414,927,873.00</b>	<b>2,406,093,258.23</b>	<b>7,443,166,885.79</b>	<b>65.2%</b>	<b>3,971,760,987.21</b>
70941	FIRST STAGE OF TERTIARY EDUCATION	3,241,849,227.00	675,697,768.41	2,045,113,287.21	63.1%	1,196,735,939.79
70942	SECOND STAGE OF TERTIARY EDUCATION	8,173,078,646.00	1,730,395,489.82	5,398,053,598.58	66.0%	2,775,025,047.42
<b>7095</b>	<b>EDUCATION NOT DEFINABLE BY LEVEL</b>	<b>42,167,408.00</b>	<b>10,318,538.56</b>	<b>62,398,338.96</b>	<b>148.0%</b>	<b>- 20,230,930.96</b>
70951	EDUCATION NOT DEFINABLE BY LEVEL	42,167,408.00	10,318,538.56	62,398,338.96	148.0%	- 20,230,930.96
<b>7097</b>	<b>R &amp; D EDUCATION</b>	<b>18,830,255.00</b>	<b>3,400,060.88</b>	<b>10,506,873.26</b>	<b>55.8%</b>	<b>8,323,381.74</b>
70971	R & D EDUCATION	18,830,255.00	3,400,060.88	10,506,873.26	55.8%	8,323,381.74
<b>7098</b>	<b>EDUCATION N.E.C.</b>	<b>5,081,265,933.00</b>	<b>1,676,741,563.66</b>	<b>4,268,157,069.96</b>	<b>84.0%</b>	<b>813,108,863.04</b>
70981	EDUCATION N.E.C	5,081,265,933.00	1,676,741,563.66	4,268,157,069.96	84.0%	813,108,863.04
<b>710</b>	<b>SOCIAL PROTECTION</b>	<b>14,787,070,260.00</b>	<b>5,041,466,187.00</b>	<b>14,737,304,284.81</b>	<b>99.7%</b>	<b>49,765,975.19</b>
<b>7102</b>	<b>OLD AGE</b>	<b>14,662,823,650.00</b>	<b>5,011,084,756.17</b>	<b>14,647,050,931.32</b>	<b>99.9%</b>	<b>15,772,718.68</b>
71021	OLD AGE	14,662,823,650.00	5,011,084,756.17	14,647,050,931.32	99.9%	15,772,718.68
<b>7103</b>	<b>SURVIVORS</b>	<b>7,000,000.00</b>	<b>-</b>	<b>242,000.00</b>	<b>3.5%</b>	<b>6,758,000.00</b>
71031	SURVIVORS	7,000,000.00	-	242,000.00	3.5%	6,758,000.00
<b>7104</b>	<b>FAMILY AND CHILDREN</b>	<b>97,607,304.00</b>	<b>25,386,263.93</b>	<b>75,025,852.81</b>	<b>76.9%</b>	<b>22,581,451.19</b>
71041	FAMILY AND CHILDREN	97,607,304.00	25,386,263.93	75,025,852.81	76.9%	22,581,451.19
<b>7109</b>	<b>SOCIAL PROTECTION N.E.C.</b>	<b>19,639,306.00</b>	<b>4,995,166.90</b>	<b>14,985,500.69</b>	<b>76.3%</b>	<b>4,653,805.31</b>
71091	SOCIAL PROTECTION N.E.C.	19,639,306.00	4,995,166.90	14,985,500.69	76.3%	4,653,805.31

Table 12: Overhead Expenditure by Function

## Kogi State Government Budget Performance Report 2023 Q3 - Overhead Expenditure by Functional Classification

Code	Function	2023 Original Budget	2023 Q3 Performance	2023 Performance Year to Date (Q1-Q3)	% Performance Year to Date against 2023 Original Budget	Balance (against Original Budget)
	<b>Total Overhead Expenditure</b>	<b>36,722,688,599.00</b>	<b>11,615,825,540.52</b>	<b>21,895,374,823.37</b>	<b>59.6%</b>	<b>14,827,313,775.63</b>
<b>701</b>	<b>GENERAL PUBLIC SERVICES</b>	<b>21,810,058,460.00</b>	<b>4,760,080,348.83</b>	<b>11,581,196,548.22</b>	<b>53.1%</b>	<b>10,228,861,911.78</b>
<b>7011</b>	<b>EXECUTIVE AND LEGISLATIVE ORGANS, FINANCIAL AND FISCAL AFFAIRS</b>	<b>19,444,731,459.00</b>	<b>4,323,314,414.18</b>	<b>10,989,756,979.50</b>	<b>56.5%</b>	<b>8,454,974,479.50</b>
70111	EXECUTIVE AND LEGISLATIVE ORGANS	15,652,413,752.00	3,710,612,244.92	8,934,104,450.90	57.1%	6,718,309,301.10
70112	FINANCIAL AND FISCAL AFFAIRS	3,792,317,707.00	612,702,169.26	2,055,652,528.60	54.2%	1,736,665,178.40
<b>7013</b>	<b>GENERAL SERVICES</b>	<b>2,262,371,404.00</b>	<b>436,765,934.65</b>	<b>591,439,568.72</b>	<b>26.1%</b>	<b>1,670,931,835.28</b>
70131	GENERAL PERSONNEL SERVICES	756,670,639.00	204,384,751.61	289,901,321.61	38.3%	466,769,317.39
70132	OVERALL PLANNING AND STATISTICAL SERVICES	819,798,919.00	199,938,010.00	206,658,210.00	25.2%	613,140,709.00
70133	OTHER GENERAL SERVICES	685,901,846.00	32,443,173.04	94,880,037.11	13.8%	591,021,808.89
<b>7016</b>	<b>GENERAL PUBLIC SERVICES N.E.C.</b>	<b>11,095,597.00</b>	-	-	<b>0.0%</b>	<b>11,095,597.00</b>
70161	GENERAL PUBLIC SERVICES N.E.C.	11,095,597.00	-	-	0.0%	11,095,597.00
<b>7017</b>	<b>PUBLIC DEBT TRANSACTIONS</b>	<b>91,860,000.00</b>	-	-	<b>0.0%</b>	<b>91,860,000.00</b>
70171	PUBLIC DEBT TRANSACTIONS	91,860,000.00	-	-	0.0%	91,860,000.00
<b>703</b>	<b>PUBLIC ORDER AND SAFETY</b>	<b>2,327,249,144.00</b>	<b>1,925,421,737.47</b>	<b>2,566,359,154.88</b>	<b>110.3%</b>	<b>- 239,110,010.88</b>
<b>7031</b>	<b>POLICE SERVICES</b>	<b>408,150,000.00</b>	<b>80,288,465.00</b>	<b>196,964,178.00</b>	<b>48.3%</b>	<b>211,185,822.00</b>
70311	POLICE SERVICES	408,150,000.00	80,288,465.00	196,964,178.00	48.3%	211,185,822.00
<b>7032</b>	<b>FIRE PROTECTION SERVICES</b>	<b>1,569,075.00</b>	<b>203,000.00</b>	<b>352,000.00</b>	<b>22.4%</b>	<b>1,217,075.00</b>
70321	FIRE PROTECTION SERVICES	1,569,075.00	203,000.00	352,000.00	22.4%	1,217,075.00
<b>7033</b>	<b>LAW COURTS</b>	<b>1,917,530,069.00</b>	<b>1,844,930,272.47</b>	<b>2,369,042,976.88</b>	<b>123.5%</b>	<b>- 451,512,907.88</b>
70331	LAW COURTS	1,917,530,069.00	1,844,930,272.47	2,369,042,976.88	123.5%	- 451,512,907.88
<b>704</b>	<b>ECONOMIC AFFAIRS</b>	<b>1,309,278,581.00</b>	<b>133,488,782.83</b>	<b>167,478,068.83</b>	<b>12.8%</b>	<b>1,141,800,512.17</b>
<b>7041</b>	<b>GENERAL ECONOMIC, COMMERCIAL, AND LABOUR AFFAIRS</b>	<b>461,040,231.00</b>	<b>17,502,930.00</b>	<b>28,642,870.00</b>	<b>6.2%</b>	<b>432,397,361.00</b>
70411	GENERAL ECONOMIC AND COMMERCIAL AFFAIRS	461,040,231.00	17,502,930.00	28,642,870.00	6.2%	432,397,361.00
<b>7042</b>	<b>AGRICULTURE, FORESTRY, FISHING, AND HUNTING</b>	<b>412,539,732.00</b>	<b>108,466,882.83</b>	<b>109,966,882.83</b>	<b>26.7%</b>	<b>302,572,849.17</b>
70421	AGRICULTURE	412,539,732.00	108,466,882.83	109,966,882.83	26.7%	302,572,849.17
<b>7044</b>	<b>MINING, MANUFACTURING, AND CONSTRUCTION</b>	<b>200,378,500.00</b>	<b>233,000.00</b>	<b>1,632,000.00</b>	<b>0.8%</b>	<b>198,746,500.00</b>
70441	MINING OF MINERAL RESOURCES OTHER THAN MINERAL FUELS	200,378,500.00	233,000.00	1,632,000.00	0.8%	198,746,500.00
<b>7045</b>	<b>TRANSPORT</b>	<b>234,906,316.00</b>	<b>7,257,670.00</b>	<b>27,208,016.00</b>	<b>11.6%</b>	<b>207,698,300.00</b>
70451	ROAD TRANSPORT	234,906,316.00	7,257,670.00	27,208,016.00	11.6%	207,698,300.00
<b>7047</b>	<b>OTHER INDUSTRIES</b>	<b>413,802.00</b>	<b>28,300.00</b>	<b>28,300.00</b>	<b>6.8%</b>	<b>385,502.00</b>
70473	TOURISM	413,802.00	28,300.00	28,300.00	6.8%	385,502.00
<b>705</b>	<b>ENVIRONMENTAL PROTECTION</b>	<b>297,596,254.00</b>	<b>2,326,750.00</b>	<b>3,458,750.00</b>	<b>1.2%</b>	<b>294,137,504.00</b>
<b>7051</b>	<b>WASTE MANAGEMENT</b>	<b>109,840,000.00</b>	<b>1,761,750.00</b>	<b>1,761,750.00</b>	<b>1.6%</b>	<b>108,078,250.00</b>
70511	WASTE MANAGEMENT	109,840,000.00	1,761,750.00	1,761,750.00	1.6%	108,078,250.00
<b>7056</b>	<b>ENVIRONMENTAL PROTECTION N.E.C.</b>	<b>187,756,254.00</b>	<b>565,000.00</b>	<b>1,697,000.00</b>	<b>0.9%</b>	<b>186,059,254.00</b>
70561	ENVIRONMENTAL PROTECTION N.E.C.	187,756,254.00	565,000.00	1,697,000.00	0.9%	186,059,254.00
<b>706</b>	<b>HOUSING AND COMMUNITY AMMENITIES</b>	<b>1,499,211,409.00</b>	<b>215,993,390.07</b>	<b>613,898,751.59</b>	<b>40.9%</b>	<b>885,312,657.41</b>
<b>7062</b>	<b>COMMUNITY DEVELOPMENT</b>	<b>1,481,785,672.00</b>	<b>215,292,390.07</b>	<b>613,037,751.59</b>	<b>41.4%</b>	<b>868,747,920.41</b>
70621	COMMUNITY DEVELOPMENT	1,481,785,672.00	215,292,390.07	613,037,751.59	41.4%	868,747,920.41
<b>7063</b>	<b>WATER SUPPLY</b>	<b>17,425,737.00</b>	<b>701,000.00</b>	<b>861,000.00</b>	<b>4.9%</b>	<b>16,564,737.00</b>
70631	WATER SUPPLY	17,425,737.00	701,000.00	861,000.00	4.9%	16,564,737.00
<b>707</b>	<b>HEALTH</b>	<b>3,795,041,791.00</b>	<b>129,996,945.43</b>	<b>392,878,946.14</b>	<b>10.4%</b>	<b>3,402,162,844.86</b>
<b>7073</b>	<b>HOSPITAL SERVICES</b>	<b>121,774,555.00</b>	<b>59,556,981.90</b>	<b>181,266,688.10</b>	<b>148.9%</b>	<b>- 59,492,133.10</b>
70731	GENERAL HOSPITAL SERVICES	31,643,800.00	9,507,194.08	26,586,238.81	84.0%	5,057,561.19
70732	SPECIALIZED HOSPITAL SERVICES	90,130,755.00	50,049,787.82	154,680,449.29	171.6%	- 64,549,694.29
<b>7074</b>	<b>PUBLIC HEALTH SERVICES</b>	<b>3,480,616,332.00</b>	<b>66,421,963.53</b>	<b>173,574,258.04</b>	<b>5.0%</b>	<b>3,307,042,073.96</b>
70741	PUBLIC HEALTH SERVICES	3,480,616,332.00	66,421,963.53	173,574,258.04	5.0%	3,307,042,073.96
<b>7076</b>	<b>HEALTH N.E.C.</b>	<b>192,650,904.00</b>	<b>4,018,000.00</b>	<b>38,038,000.00</b>	<b>19.7%</b>	<b>154,612,904.00</b>
70761	HEALTH N.E.C.	192,650,904.00	4,018,000.00	38,038,000.00	19.7%	154,612,904.00

Code	Function	2023 Original Budget	2023 Q3 Performance	2023 Performance Year to Date (Q1-Q3)	% Performance Year to Date against 2023 Original Budget	Balance (against Original Budget)
<b>708</b>	<b>RECREATION, CULTURE AND RELIGION</b>	<b>1,255,149,694.00</b>	<b>364,610,499.22</b>	<b>1,196,516,262.16</b>	<b>95.3%</b>	<b>58,633,431.84</b>
<b>7081</b>	<b>RECREATIONAL AND SPORTING SERVICES</b>	<b>249,610,234.00</b>	<b>1,096,000.00</b>	<b>1,096,000.00</b>	<b>0.4%</b>	<b>248,514,234.00</b>
70811	RECREATIONAL AND SPORTING SERVICES	249,610,234.00	1,096,000.00	1,096,000.00	0.4%	248,514,234.00
<b>7082</b>	<b>CULTURAL SERVICES</b>	<b>182,506,750.00</b>	<b>321,000.00</b>	<b>6,321,000.00</b>	<b>3.5%</b>	<b>176,185,750.00</b>
70821	CULTURAL SERVICES	182,506,750.00	321,000.00	6,321,000.00	3.5%	176,185,750.00
<b>7083</b>	<b>BROADCASTING AND PUBLISHING SERVICES</b>	<b>476,106,356.00</b>	<b>356,991,093.72</b>	<b>1,008,694,543.60</b>	<b>211.9%</b>	<b>- 532,588,187.60</b>
70831	BROADCASTING AND PUBLISHING SERVICES	476,106,356.00	356,991,093.72	1,008,694,543.60	211.9%	- 532,588,187.60
<b>7084</b>	<b>RELIGIOUS AND OTHER COMMUNITY SERVICES</b>	<b>346,926,354.00</b>	<b>6,202,405.50</b>	<b>180,404,718.56</b>	<b>52.0%</b>	<b>166,521,635.44</b>
70841	RELIGIOUS AND OTHER COMMUNITY SERVICES	346,926,354.00	6,202,405.50	180,404,718.56	52.0%	166,521,635.44
<b>709</b>	<b>EDUCATION</b>	<b>3,890,349,426.00</b>	<b>739,881,009.67</b>	<b>2,002,876,264.55</b>	<b>51.5%</b>	<b>1,887,473,161.45</b>
<b>7091</b>	<b>PRE-PRIMARY AND PRIMARY EDUCATION</b>	<b>1,228,409,505.00</b>	<b>87,955,669.83</b>	<b>340,203,363.30</b>	<b>27.7%</b>	<b>888,206,141.70</b>
70912	PRIMARY EDUCATION	1,228,409,505.00	87,955,669.83	340,203,363.30	27.7%	888,206,141.70
<b>7094</b>	<b>TERTIARY EDUCATION</b>	<b>2,194,155,619.00</b>	<b>604,075,176.75</b>	<b>1,553,685,205.95</b>	<b>70.8%</b>	<b>640,470,413.05</b>
70941	FIRST STAGE OF TERTIARY EDUCATION	431,793,797.00	62,334,261.92	118,429,117.51	27.4%	313,364,679.49
70942	SECOND STAGE OF TERTIARY EDUCATION	1,762,361,822.00	541,740,914.83	1,435,256,088.44	81.4%	327,105,733.56
<b>7098</b>	<b>EDUCATION N.E.C.</b>	<b>467,784,302.00</b>	<b>47,850,163.09</b>	<b>108,987,695.30</b>	<b>23.3%</b>	<b>358,796,606.70</b>
70981	EDUCATION N.E.C.	467,784,302.00	47,850,163.09	108,987,695.30	23.3%	358,796,606.70
<b>710</b>	<b>SOCIAL PROTECTION</b>	<b>538,753,840.00</b>	<b>3,344,026,077.00</b>	<b>3,370,712,077.00</b>	<b>625.6%</b>	<b>- 2,831,958,237.00</b>
<b>7102</b>	<b>OLD AGE</b>	<b>239,646,400.00</b>	<b>12,440,000.00</b>	<b>34,936,000.00</b>	<b>14.6%</b>	<b>204,710,400.00</b>
71021	OLD AGE	239,646,400.00	12,440,000.00	34,936,000.00	14.6%	204,710,400.00
<b>7104</b>	<b>FAMILY AND CHILDREN</b>	<b>275,370,450.00</b>	<b>3,331,516,477.00</b>	<b>3,335,706,477.00</b>	<b>1211.4%</b>	<b>- 3,060,336,027.00</b>
71041	FAMILY AND CHILDREN	275,370,450.00	3,331,516,477.00	3,335,706,477.00	1211.4%	- 3,060,336,027.00
<b>7109</b>	<b>SOCIAL PROTECTION N.E.C.</b>	<b>23,736,990.00</b>	<b>69,600.00</b>	<b>69,600.00</b>	<b>0.3%</b>	<b>23,667,390.00</b>
71091	SOCIAL PROTECTION N.E.C.	23,736,990.00	69,600.00	69,600.00	0.3%	23,667,390.00

Table 13: Capital Expenditure by Function

## Kogi State Government Budget Performance Report 2023 Q3 - Capital Expenditure by Functional Classification

Code	Function	2023 Original Budget	2023 Q3 Performance	2023 Performance Year to Date (Q1-Q3)	% Performance Year to Date against 2023 Original Budget	Balance (against Original Budget)
	<b>Total Capital Expenditure</b>	<b>70,745,769,151.00</b>	<b>12,089,773,872.27</b>	<b>21,723,505,085.33</b>	<b>30.7%</b>	<b>49,022,264,065.67</b>
<b>701</b>	<b>GENERAL PUBLIC SERVICES</b>	<b>8,511,406,863.00</b>	<b>1,520,493,195.00</b>	<b>2,324,112,702.92</b>	<b>27.3%</b>	<b>6,187,294,160.08</b>
<b>7011</b>	<b>EXECUTIVE AND LEGISLATIVE ORGANS, FINANCIAL AFFAIRS,</b>	<b>6,105,449,215.00</b>	<b>768,624,845.00</b>	<b>1,231,362,419.26</b>	<b>20.2%</b>	<b>4,874,086,795.74</b>
70111	EXECUTIVE AND LEGISLATIVE ORGANS	3,458,191,215.00	727,818,000.00	752,746,795.26	21.8%	2,705,444,419.74
70112	FINANCIAL AND FISCAL AFFAIRS	2,647,258,000.00	40,806,845.00	478,615,624.00	18.1%	2,168,642,376.00
<b>7013</b>	<b>GENERAL SERVICES</b>	<b>2,340,809,000.00</b>	<b>751,868,350.00</b>	<b>1,092,750,283.66</b>	<b>46.7%</b>	<b>1,248,058,716.34</b>
70131	GENERAL PERSONNEL SERVICES	1,944,972,987.00	751,868,350.00	1,092,708,083.66	56.2%	852,264,903.34
70133	OTHER GENERAL SERVICES	395,836,013.00	-	42,200.00	0.0%	395,793,813.00
<b>7016</b>	<b>GENERAL PUBLIC SERVICES N.E.C.</b>	<b>65,148,648.00</b>	<b>-</b>	<b>-</b>	<b>0.0%</b>	<b>65,148,648.00</b>
70161	GENERAL PUBLIC SERVICES N.E.C.	65,148,648.00	-	-	0.0%	65,148,648.00
<b>703</b>	<b>PUBLIC ORDER AND SAFETY</b>	<b>1,979,374,912.00</b>	<b>81,482,400.00</b>	<b>129,397,400.00</b>	<b>6.5%</b>	<b>1,849,977,512.00</b>
<b>7031</b>	<b>POLICE SERVICES</b>	<b>400,000,000.00</b>	<b>47,880,000.00</b>	<b>59,850,000.00</b>	<b>15.0%</b>	<b>340,150,000.00</b>
70311	POLICE SERVICES	400,000,000.00	47,880,000.00	59,850,000.00	15.0%	340,150,000.00
<b>7033</b>	<b>LAW COURTS</b>	<b>1,579,374,912.00</b>	<b>33,602,400.00</b>	<b>69,547,400.00</b>	<b>4.4%</b>	<b>1,509,827,512.00</b>
70331	LAW COURTS	1,579,374,912.00	33,602,400.00	69,547,400.00	4.4%	1,509,827,512.00
<b>704</b>	<b>ECONOMIC AFFAIRS</b>	<b>23,280,876,527.00</b>	<b>5,753,765,193.09</b>	<b>8,958,793,448.78</b>	<b>38.5%</b>	<b>14,322,083,078.22</b>
<b>7041</b>	<b>GENERAL ECONOMIC, COMMERCIAL, AND LABOUR AFFAIRS</b>	<b>1,861,500,000.00</b>	<b>-</b>	<b>12,847,700.00</b>	<b>0.7%</b>	<b>1,848,652,300.00</b>
70411	GENERAL ECONOMIC AND COMMERCIAL AFFAIRS	1,861,500,000.00	-	12,847,700.00	0.7%	1,848,652,300.00
<b>7042</b>	<b>AGRICULTURE, FORESTRY, FISHING, AND HUNTING</b>	<b>8,381,200,000.00</b>	<b>895,829,696.07</b>	<b>895,829,696.07</b>	<b>10.7%</b>	<b>7,485,370,303.93</b>
70421	AGRICULTURE	8,381,200,000.00	895,829,696.07	895,829,696.07	10.7%	7,485,370,303.93
<b>7044</b>	<b>MINING, MANUFACTURING, AND CONSTRUCTION</b>	<b>600,000,000.00</b>	<b>20,694,400.00</b>	<b>21,994,400.00</b>	<b>3.7%</b>	<b>578,005,600.00</b>
70441	MINING OF MINERAL RESOURCES OTHER THAN MINERAL FUELS	600,000,000.00	20,694,400.00	21,994,400.00	3.7%	578,005,600.00
<b>7045</b>	<b>TRANSPORT</b>	<b>12,438,176,527.00</b>	<b>4,837,241,097.02</b>	<b>8,028,121,652.71</b>	<b>64.5%</b>	<b>4,410,054,874.29</b>
70451	ROAD TRANSPORT	12,438,176,527.00	4,837,241,097.02	8,028,121,652.71	64.5%	4,410,054,874.29
<b>705</b>	<b>ENVIRONMENTAL PROTECTION</b>	<b>3,170,000,000.00</b>	<b>222,159,919.43</b>	<b>400,086,888.99</b>	<b>12.6%</b>	<b>2,769,913,111.01</b>
<b>7056</b>	<b>ENVIRONMENTAL PROTECTION N.E.C.</b>	<b>3,170,000,000.00</b>	<b>222,159,919.43</b>	<b>400,086,888.99</b>	<b>12.6%</b>	<b>2,769,913,111.01</b>
70561	ENVIRONMENTAL PROTECTION N.E.C.	3,170,000,000.00	222,159,919.43	400,086,888.99	12.6%	2,769,913,111.01
<b>706</b>	<b>HOUSING AND COMMUNITY AMMENITIES</b>	<b>7,066,596,834.00</b>	<b>2,830,672,273.54</b>	<b>4,380,497,119.47</b>	<b>62.0%</b>	<b>2,686,099,714.53</b>
<b>7061</b>	<b>HOUSING DEVELOPMENT</b>	<b>10,000,000.00</b>	<b>-</b>	<b>200,000.00</b>	<b>2.0%</b>	<b>9,800,000.00</b>
70611	HOUSING DEVELOPMENT	10,000,000.00	-	200,000.00	2.0%	9,800,000.00
<b>7062</b>	<b>COMMUNITY DEVELOPMENT</b>	<b>5,206,100,400.00</b>	<b>2,830,672,273.54</b>	<b>4,283,925,667.47</b>	<b>82.3%</b>	<b>922,174,732.53</b>
70621	COMMUNITY DEVELOPMENT	5,206,100,400.00	2,830,672,273.54	4,283,925,667.47	82.3%	922,174,732.53
<b>7063</b>	<b>WATER SUPPLY</b>	<b>1,850,496,434.00</b>	<b>-</b>	<b>96,371,452.00</b>	<b>5.2%</b>	<b>1,754,124,982.00</b>
70631	WATER SUPPLY	1,850,496,434.00	-	96,371,452.00	5.2%	1,754,124,982.00
<b>707</b>	<b>HEALTH</b>	<b>8,365,058,561.00</b>	<b>462,902,826.20</b>	<b>1,526,761,689.26</b>	<b>18.3%</b>	<b>6,838,296,871.74</b>
<b>7073</b>	<b>HOSPITAL SERVICES</b>	<b>123,500,000.00</b>	<b>-</b>	<b>1,080,000.00</b>	<b>0.9%</b>	<b>122,420,000.00</b>
70732	SPECIALIZED HOSPITAL SERVICES	123,500,000.00	-	1,080,000.00	0.9%	122,420,000.00
<b>7074</b>	<b>PUBLIC HEALTH SERVICES</b>	<b>447,899,761.00</b>	<b>-</b>	<b>129,000.00</b>	<b>0.0%</b>	<b>447,770,761.00</b>
70741	PUBLIC HEALTH SERVICES	447,899,761.00	-	129,000.00	0.0%	447,770,761.00
<b>7076</b>	<b>HEALTH N.E.C.</b>	<b>7,793,658,800.00</b>	<b>462,902,826.20</b>	<b>1,525,552,689.26</b>	<b>19.6%</b>	<b>6,268,106,110.74</b>
70761	HEALTH N.E.C.	7,793,658,800.00	462,902,826.20	1,525,552,689.26	19.6%	6,268,106,110.74
<b>708</b>	<b>RECREATION, CULTURE AND RELIGION</b>	<b>1,052,248,445.00</b>	<b>19,452,000.00</b>	<b>36,807,430.76</b>	<b>3.5%</b>	<b>1,015,441,014.24</b>
<b>7081</b>	<b>RECREATIONAL AND SPORTING SERVICES</b>	<b>489,280,000.00</b>	<b>-</b>	<b>-</b>	<b>0.0%</b>	<b>489,280,000.00</b>
70811	RECREATIONAL AND SPORTING SERVICES	489,280,000.00	-	-	0.0%	489,280,000.00
<b>7082</b>	<b>CULTURAL SERVICES</b>	<b>213,560,000.00</b>	<b>-</b>	<b>-</b>	<b>0.0%</b>	<b>213,560,000.00</b>
70821	CULTURAL SERVICES	213,560,000.00	-	-	0.0%	213,560,000.00



Code	Function	2023 Original Budget	2023 Q3 Performance	2023 Performance Year to Date (Q1-Q3)	% Performance Year to Date against 2023 Original Budget	Balance (against Original Budget)
<b>7083</b>	<b>BROADCASTING AND PUBLISHING SERVICES</b>	<b>322,500,380.00</b>	<b>19,452,000.00</b>	<b>36,807,430.76</b>	<b>11.4%</b>	<b>285,692,949.24</b>
70831	BROADCASTING AND PUBLISHING SERVICES	322,500,380.00	19,452,000.00	36,807,430.76	11.4%	285,692,949.24
<b>7084</b>	<b>RELIGIOUS AND OTHER COMMUNITY SERVICES</b>	<b>26,908,065.00</b>	-	-	<b>0.0%</b>	<b>26,908,065.00</b>
70841	RELIGIOUS AND OTHER COMMUNITY SERVICES	26,908,065.00	-	-	0.0%	26,908,065.00
<b>709</b>	<b>EDUCATION</b>	<b>16,636,967,010.00</b>	<b>1,198,846,065.01</b>	<b>3,967,048,405.15</b>	<b>23.8%</b>	<b>12,669,918,604.85</b>
<b>7091</b>	<b>PRE-PRIMARY AND PRIMARY EDUCATION</b>	<b>1,500,000,000.00</b>	<b>304,978,392.01</b>	<b>770,349,438.72</b>	<b>51.4%</b>	<b>729,650,561.28</b>
70912	PRIMARY EDUCATION	1,500,000,000.00	304,978,392.01	770,349,438.72	51.4%	729,650,561.28
<b>7094</b>	<b>TERTIARY EDUCATION</b>	<b>7,517,489,580.00</b>	<b>893,867,673.00</b>	<b>3,178,042,066.43</b>	<b>42.3%</b>	<b>4,339,447,513.57</b>
70941	FIRST STAGE OF TERTIARY EDUCATION	1,079,839,580.00	17,690,000.00	20,689,000.00	1.9%	1,059,150,580.00
70942	SECOND STAGE OF TERTIARY EDUCATION	6,437,650,000.00	876,177,673.00	3,157,353,066.43	49.0%	3,280,296,933.57
<b>7098</b>	<b>EDUCATION N.E.C.</b>	<b>7,619,477,430.00</b>	-	<b>18,656,900.00</b>	<b>0.2%</b>	<b>7,600,820,530.00</b>
70981	EDUCATION N.E.C	7,619,477,430.00	-	18,656,900.00	0.2%	7,600,820,530.00
<b>710</b>	<b>SOCIAL PROTECTION</b>	<b>683,239,999.00</b>	-	-	<b>0.0%</b>	<b>683,239,999.00</b>
<b>7102</b>	<b>OLD AGE</b>	<b>105,000,000.00</b>	-	-	<b>0.0%</b>	<b>105,000,000.00</b>
71021	OLD AGE	105,000,000.00	-	-	0.0%	105,000,000.00
<b>7104</b>	<b>FAMILY AND CHILDREN</b>	<b>578,239,999.00</b>	-	-	<b>0.0%</b>	<b>578,239,999.00</b>
71041	FAMILY AND CHILDREN	578,239,999.00	-	-	0.0%	578,239,999.00

Table 14: Other Expenditure by Function

## Kogi State Government Budget Performance Report 2023 Q3 - Other Expenditure by Functional Classification

Code	Function	2023 Original Budget	2023 Q3 Performance	2023 Performance Year to Date (Q1-Q3)	% Performance Year to Date against 2023 Original Budget	Balance (against Original Budget)
	<b>Total Other Expenditure</b>	<b>11,080,327,061.00</b>	<b>3,000,738,247.30</b>	<b>20,997,504,121.26</b>	<b>189.5%</b>	<b>- 9,917,177,060.26</b>
<b>701</b>	<b>GENERAL PUBLIC SERVICES</b>	<b>10,971,542,568.00</b>	<b>2,998,759,357.30</b>	<b>20,890,881,883.13</b>	<b>190.4%</b>	<b>- 9,919,339,315.13</b>
<b>7011</b>	<b>EXECUTIVE AND LEGISLATIVE ORGANS, FINANCIAL AND FISCAL AFFAIRS, EXT</b>	<b>2,876,020,973.00</b>	<b>342,412,938.48</b>	<b>1,123,438,886.48</b>	<b>39.1%</b>	<b>1,752,582,086.52</b>
70111	EXECUTIVE AND LEGISLATIVE ORGANS	133,000,000.00	960,000.00	15,960,000.00	12.0%	117,040,000.00
70112	FINANCIAL AND FISCAL AFFAIRS	2,743,020,973.00	341,452,938.48	1,107,478,886.48	40.4%	1,635,542,086.52
<b>7013</b>	<b>GENERAL SERVICES</b>	<b>5,700,000.00</b>	<b>2,300,000,000.00</b>	<b>2,300,000,000.00</b>	<b>40350.9%</b>	<b>- 2,294,300,000.00</b>
70131	GENERAL PERSONNEL SERVICES	5,700,000.00	-	-	0.0%	5,700,000.00
70132	OVERALL PLANNING AND STATISTICAL SERVICES	-	2,300,000,000.00	2,300,000,000.00	-	- 2,300,000,000.00
<b>7016</b>	<b>GENERAL PUBLIC SERVICES N.E.C.</b>	<b>200,000.00</b>	<b>-</b>	<b>-</b>	<b>0.0%</b>	<b>200,000.00</b>
70161	GENERAL PUBLIC SERVICES N.E.C.	200,000.00	-	-	0.0%	200,000.00
<b>7017</b>	<b>PUBLIC DEBT TRANSACTIONS</b>	<b>8,089,621,595.00</b>	<b>356,346,418.82</b>	<b>17,467,442,996.65</b>	<b>215.9%</b>	<b>- 9,377,821,401.65</b>
70171	PUBLIC DEBT TRANSACTIONS	8,089,621,595.00	356,346,418.82	17,467,442,996.65	215.9%	- 9,377,821,401.65
<b>703</b>	<b>PUBLIC ORDER AND SAFETY</b>	<b>52,100,000.00</b>	<b>-</b>	<b>-</b>	<b>0.0%</b>	<b>52,100,000.00</b>
<b>7031</b>	<b>POLICE SERVICES</b>	<b>1,000,000.00</b>	<b>-</b>	<b>-</b>	<b>0.0%</b>	<b>1,000,000.00</b>
70311	POLICE SERVICES	1,000,000.00	-	-	0.0%	1,000,000.00
<b>7033</b>	<b>LAW COURTS</b>	<b>51,100,000.00</b>	<b>-</b>	<b>-</b>	<b>0.0%</b>	<b>51,100,000.00</b>
70331	LAW COURTS	51,100,000.00	-	-	0.0%	51,100,000.00
<b>704</b>	<b>ECONOMIC AFFAIRS</b>	<b>700,000.00</b>	<b>-</b>	<b>-</b>	<b>0.0%</b>	<b>700,000.00</b>
<b>7041</b>	<b>GENERAL ECONOMIC, COMMERCIAL, AND LABOUR AFFAIRS</b>	<b>700,000.00</b>	<b>-</b>	<b>-</b>	<b>0.0%</b>	<b>700,000.00</b>
70411	GENERAL ECONOMIC AND COMMERCIAL AFFAIRS	700,000.00	-	-	0.0%	700,000.00
<b>705</b>	<b>ENVIRONMENTAL PROTECTION</b>	<b>2,300,000.00</b>	<b>528,000.00</b>	<b>1,717,000.00</b>	<b>74.7%</b>	<b>583,000.00</b>
<b>7056</b>	<b>ENVIRONMENTAL PROTECTION N.E.C.</b>	<b>2,300,000.00</b>	<b>528,000.00</b>	<b>1,717,000.00</b>	<b>74.7%</b>	<b>583,000.00</b>
70561	ENVIRONMENTAL PROTECTION N.E.C.	2,300,000.00	528,000.00	1,717,000.00	74.7%	583,000.00
<b>706</b>	<b>HOUSING AND COMMUNITY AMMENITIES</b>	<b>57,543.00</b>	<b>-</b>	<b>-</b>	<b>0.0%</b>	<b>57,543.00</b>
<b>7063</b>	<b>WATER SUPPLY</b>	<b>57,543.00</b>	<b>-</b>	<b>-</b>	<b>0.0%</b>	<b>57,543.00</b>
70631	WATER SUPPLY	57,543.00	-	-	0.0%	57,543.00
<b>707</b>	<b>HEALTH</b>	<b>6,048,000.00</b>	<b>-</b>	<b>100,000,000.00</b>	<b>1653.4%</b>	<b>- 93,952,000.00</b>
<b>7074</b>	<b>PUBLIC HEALTH SERVICES</b>	<b>6,048,000.00</b>	<b>-</b>	<b>-</b>	<b>0.0%</b>	<b>6,048,000.00</b>
70741	PUBLIC HEALTH SERVICES	6,048,000.00	-	-	0.0%	6,048,000.00
<b>7076</b>	<b>HEALTH N.E.C.</b>	<b>-</b>	<b>-</b>	<b>100,000,000.00</b>	<b>-</b>	<b>- 100,000,000.00</b>
70761	HEALTH N.E.C.	-	-	100,000,000.00	-	- 100,000,000.00
<b>708</b>	<b>RECREATION, CULTURE AND RELIGION</b>	<b>33,628,600.00</b>	<b>-</b>	<b>-</b>	<b>0.0%</b>	<b>33,628,600.00</b>
<b>7081</b>	<b>RECREATIONAL AND SPORTING SERVICES</b>	<b>32,250,600.00</b>	<b>-</b>	<b>-</b>	<b>0.0%</b>	<b>32,250,600.00</b>
70811	RECREATIONAL AND SPORTING SERVICES	32,250,600.00	-	-	0.0%	32,250,600.00
<b>7082</b>	<b>CULTURAL SERVICES</b>	<b>50,000.00</b>	<b>-</b>	<b>-</b>	<b>0.0%</b>	<b>50,000.00</b>
70821	CULTURAL SERVICES	50,000.00	-	-	0.0%	50,000.00
<b>7083</b>	<b>BROADCASTING AND PUBLISHING SERVICES</b>	<b>100,000.00</b>	<b>-</b>	<b>-</b>	<b>0.0%</b>	<b>100,000.00</b>
70831	BROADCASTING AND PUBLISHING SERVICES	100,000.00	-	-	0.0%	100,000.00
<b>7084</b>	<b>RELIGIOUS AND OTHER COMMUNITY SERVICES</b>	<b>1,228,000.00</b>	<b>-</b>	<b>-</b>	<b>0.0%</b>	<b>1,228,000.00</b>
70841	RELIGIOUS AND OTHER COMMUNITY SERVICES	1,228,000.00	-	-	0.0%	1,228,000.00
<b>709</b>	<b>EDUCATION</b>	<b>13,750,350.00</b>	<b>1,450,890.00</b>	<b>4,905,238.13</b>	<b>35.7%</b>	<b>8,845,111.87</b>
<b>7094</b>	<b>TERTIARY EDUCATION</b>	<b>9,872,500.00</b>	<b>1,450,890.00</b>	<b>4,905,238.13</b>	<b>49.7%</b>	<b>4,967,261.87</b>
70941	FIRST STAGE OF TERTIARY EDUCATION	7,672,500.00	500,000.00	3,954,348.13	51.5%	3,718,151.87
70942	SECOND STAGE OF TERTIARY EDUCATION	2,200,000.00	950,890.00	950,890.00	43.2%	1,249,110.00
<b>7098</b>	<b>EDUCATION N.E.C.</b>	<b>3,877,850.00</b>	<b>-</b>	<b>-</b>	<b>0.0%</b>	<b>3,877,850.00</b>
70981	EDUCATION N.E.C.	3,877,850.00	-	-	0.0%	3,877,850.00
<b>710</b>	<b>SOCIAL PROTECTION</b>	<b>200,000.00</b>	<b>-</b>	<b>-</b>	<b>0.0%</b>	<b>200,000.00</b>
<b>7104</b>	<b>FAMILY AND CHILDREN</b>	<b>200,000.00</b>	<b>-</b>	<b>-</b>	<b>0.0%</b>	<b>200,000.00</b>
71041	FAMILY AND CHILDREN	200,000.00	-	-	0.0%	200,000.00



### 3.G Capital Expenditure Details

Table 15: Capital Expenditure by Project

## Kogi State Government Budget Performance Report 2023 Q3 - Capital Expenditure by Project

Administrative Code and Description	Project Description	2023 Original Budget	2023 Q3 Performance	2023 Performance Year to Date (Q1-Q3)	% Performance Year to Date against 2023 Original Budget	Balance (against Original Budget)
<b>Total Capital Expenditure</b>		<b>70,745,769,151.00</b>	<b>12,089,773,872.27</b>	<b>21,723,505,085.33</b>	<b>30.7%</b>	<b>49,022,264,065.67</b>
011100100100 - GOVERNMENT HOUSE	Construction of Mosque and Chapel in Government House	25,000,000.00	-	-	0.0%	25,000,000.00
011100100100 - GOVERNMENT HOUSE	Forward Operation Base Dekina/Bassa	30,000,000.00	-	-	0.0%	30,000,000.00
011100100100 - GOVERNMENT HOUSE	Construction of Mobile Training Centre in Partnership with the Central Bank of Entrepreneurship Development Centre (North Central Zone) Kogi State.	30,000,000.00	-	-	0.0%	30,000,000.00
011100100100 - GOVERNMENT HOUSE	Construction of Mini Town Hall in Lokoja including Installation of Communication Gadgets	50,000,000.00	-	-	0.0%	50,000,000.00
011100100100 - GOVERNMENT HOUSE	Youth Development In Kogi State	50,000,000.00	-	-	0.0%	50,000,000.00
011100100100 - GOVERNMENT HOUSE	Construction of New Direction Pilot ICT Centre of Excellence in each Senatorial District of the State	30,000,000.00	-	-	0.0%	30,000,000.00
011100100100 - GOVERNMENT HOUSE	Provision of Solar Home System (Solar Radio, Farm, Touch Light etc.)(SIP)	15,000,000.00	-	-	0.0%	15,000,000.00
011100100100 - GOVERNMENT HOUSE	Government Contributions on Sustainable Development Goals (SDG) (GCCC) for Construction/Rehabilitation of School, Clinic Buildings etc	50,000,000.00	-	24,928,795.26	49.9%	25,071,204.74
011100100100 - GOVERNMENT HOUSE	Government House Minor Capital Works (Direct Labour)	100,000,000.00	-	-	0.0%	100,000,000.00
011100100100 - GOVERNMENT HOUSE	Remodeling of Government House Structure	162,000,000.00	-	-	0.0%	162,000,000.00
011100100200 - DEPUTY GOVERNORS OFFICE	BUILDING OF OFFICE COMPLEX INCLUDING CLINIC AND FIRE SERVICE UNITS (SEMA)	100,000,000.00	-	-	0.0%	100,000,000.00
011100100200 - DEPUTY GOVERNORS OFFICE	Rehabilitation/Repairs of Deputy Governor's Residential Building	65,000,000.00	-	-	0.0%	65,000,000.00
011100100200 - DEPUTY GOVERNORS OFFICE	Adding Electrical Installation	6,000,000.00	-	-	0.0%	6,000,000.00
011100100200 - DEPUTY GOVERNORS OFFICE	Construction Generator House	10,000,000.00	-	-	0.0%	10,000,000.00
011100100200 - DEPUTY GOVERNORS OFFICE	Furnishing Of Deputy Governor's Office	100,000,000.00	-	-	0.0%	100,000,000.00
011100100200 - DEPUTY GOVERNORS OFFICE	Renovation & Furnishing Of Deputy Governor's Lodge	100,000,000.00	-	-	0.0%	100,000,000.00

011100100200 - DEPUTY GOVERNORS OFFICE	Car Park / Porch in Deputy Governor's Office	4,000,000.00	-	-	0.0%	4,000,000.00
011100100200 - DEPUTY GOVERNORS OFFICE	Construction of SEMA Warehouse	52,525,160.00	-	-	0.0%	52,525,160.00
011100100200 - DEPUTY GOVERNORS OFFICE	Extension of Deputy Governor's Office Complex	70,000,000.00	-	-	0.0%	70,000,000.00
011101000100 - BUREAU OF PUBLIC PROCUREMENT (BPP)	Construction of Bureau of Public Procurement (BPP) Secretariat Complex	250,000,000.00	-	-	0.0%	250,000,000.00
011103500100 - KOGI STATE PENSION COMMISSION	PURCHASE OF COMPUTERS, PRINTERS, PHOTOCOPIERS AND OTHER ACCESSORIES TO AGENCY	75,000,000.00	-	-	0.0%	75,000,000.00
011103500100 - KOGI STATE PENSION COMMISSION	PURCHASE OF FUNITURE AND FITTINGS INCLUDING AIR CONDITON	30,000,000.00	-	-	0.0%	30,000,000.00
011200300100 - KOGI STATE HOUSE OF ASSEMBLY	Constituency Project e.g draining of borehole, instullation of soler energy etc	750,000,000.00	-	-	0.0%	750,000,000.00
011200300100 - KOGI STATE HOUSE OF ASSEMBLY	Construction of Lawn Tennis Court in the Parliamentary Village	5,000,000.00	-	-	0.0%	5,000,000.00
011200300100 - KOGI STATE HOUSE OF ASSEMBLY	Construction of Police Post at Assembly Village and Office Furniture	10,000,000.00	-	-	0.0%	10,000,000.00
011200300100 - KOGI STATE HOUSE OF ASSEMBLY	Purchase of 20 nos of Fire Extinguisher/Fire Fighting Equipment	20,000,000.00	-	-	0.0%	20,000,000.00
011200300100 - KOGI STATE HOUSE OF ASSEMBLY	Renovation of Speaker and Hon. Members Residential Quarters	50,000,000.00	-	-	0.0%	50,000,000.00
011200300100 - KOGI STATE HOUSE OF ASSEMBLY	Procurment of Staff Bus (18 Seaters) Toyota Haice	10,000,000.00	-	-	0.0%	10,000,000.00
011200300100 - KOGI STATE HOUSE OF ASSEMBLY	Construction & Equipping of Clinic for House of Assembly	15,000,000.00	-	-	0.0%	15,000,000.00
011200300100 - KOGI STATE HOUSE OF ASSEMBLY	Technical Drawing for Construction of Residential Buildings for Hon. Members and Clerk of the House on owner Occupier Housing Schemes	20,000,000.00	-	-	0.0%	20,000,000.00
011200300100 - KOGI STATE HOUSE OF ASSEMBLY	Construction of Committee Room for Hon. Member	110,251,200.00	-	-	0.0%	110,251,200.00
011200300100 - KOGI STATE HOUSE OF ASSEMBLY	Construction and Equipping of Office for Parliamentary Staff association of Nigeria	70,000,000.00	-	-	0.0%	70,000,000.00
011200300100 - KOGI STATE HOUSE OF ASSEMBLY	Renovation of Hon. Speaker's Lodge and Deputy Speaker's Lodge.	50,000,000.00	-	-	0.0%	50,000,000.00
011200300100 - KOGI STATE HOUSE OF ASSEMBLY	Provision of water for House of Assembly Complex	25,000,000.00	-	-	0.0%	25,000,000.00
011200300100 - KOGI STATE HOUSE OF ASSEMBLY	Construction of Overhead Tank to each of the 25 Hon. Member's House	12,000,000.00	-	-	0.0%	12,000,000.00
011200300100 - KOGI STATE HOUSE OF ASSEMBLY	House of Assembly Projects(Renovation of Assembly Chamber)	75,000,000.00	-	-	0.0%	75,000,000.00
011200300100 - KOGI STATE HOUSE OF ASSEMBLY	Installation of Internet Services at Assembly Complex	21,000,000.00	-	-	0.0%	21,000,000.00
011200300100 - KOGI STATE HOUSE OF ASSEMBLY	Construction/Equipping of Assembly Printing Press Building	20,000,000.00	-	-	0.0%	20,000,000.00
011200300100 - KOGI STATE HOUSE OF ASSEMBLY	Provision of Central Communication System at the Complex	10,000,000.00	-	-	0.0%	10,000,000.00
011200300100 - KOGI STATE HOUSE OF ASSEMBLY	Computerization of Hon. Member's Office & Admin Offices	20,000,000.00	-	-	0.0%	20,000,000.00

011200300100 - KOGI STATE HOUSE OF ASSEMBLY	Provision of Laptop for all the Hon. Members and Clerk	10,000,000.00	-	-	0.0%	10,000,000.00
011200300100 - KOGI STATE HOUSE OF ASSEMBLY	Construction and Furnishing of Cafeteria	20,000,000.00	-	-	0.0%	20,000,000.00
011200300100 - KOGI STATE HOUSE OF ASSEMBLY	Maintenance of Generating Set at Assembly Complex, Hon. Speaker's Lodge and Legislative Quarters	50,000,000.00	-	-	0.0%	50,000,000.00
011200300100 - KOGI STATE HOUSE OF ASSEMBLY	Purchase of 5nos Committee Vehicles	90,000,000.00	-	-	0.0%	90,000,000.00
011200300100 - KOGI STATE HOUSE OF ASSEMBLY	Purchase of Cars for Assmby Staff using Car Refurbishing Loan	50,000,000.00	-	-	0.0%	50,000,000.00
011200300100 - KOGI STATE HOUSE OF ASSEMBLY	Members' 30 Seater two(2) Nos Toyota Bus	80,000,000.00	727,818,000.00	727,818,000.00	909.8%	- 647,818,000.00
011200300100 - KOGI STATE HOUSE OF ASSEMBLY	Purchase of Refrigerators and Air Conditioners	30,000,000.00	-	-	0.0%	30,000,000.00
011200300100 - KOGI STATE HOUSE OF ASSEMBLY	Complete Renovation of Assembly Chamber	150,000,000.00	-	-	0.0%	150,000,000.00
011200300100 - KOGI STATE HOUSE OF ASSEMBLY	Furnishing of Assembly Complex both old & New	62,414,855.00	-	-	0.0%	62,414,855.00
011200300100 - KOGI STATE HOUSE OF ASSEMBLY	Construction of Befitting Gate	10,000,000.00	-	-	0.0%	10,000,000.00
011200300100 - KOGI STATE HOUSE OF ASSEMBLY	Provision of Office Equipment for Principal Officers	24,000,000.00	-	-	0.0%	24,000,000.00
011200300100 - KOGI STATE HOUSE OF ASSEMBLY	Back-Up Car for Deputy Speaker	20,000,000.00	-	-	0.0%	20,000,000.00
011200300100 - KOGI STATE HOUSE OF ASSEMBLY	Purchase of 25nos Vehicles for Hon. Members ( House of assembly)	50,000,000.00	-	-	0.0%	50,000,000.00
011200300100 - KOGI STATE HOUSE OF ASSEMBLY	Purchase of 3nos Departmental Vehicles	50,000,000.00	-	-	0.0%	50,000,000.00
011200300100 - KOGI STATE HOUSE OF ASSEMBLY	Back-up Car for Speaker	40,000,000.00	-	-	0.0%	40,000,000.00
011200300100 - KOGI STATE HOUSE OF ASSEMBLY	Back-up Car for Majority Leader	30,000,000.00	-	-	0.0%	30,000,000.00
011200300100 - KOGI STATE HOUSE OF ASSEMBLY	Research and Development/Consulting Service	30,000,000.00	-	-	0.0%	30,000,000.00
011200300100 - KOGI STATE HOUSE OF ASSEMBLY	Annual National/International Parliamentary Capacity Building (PASAN)	50,000,000.00	-	-	0.0%	50,000,000.00
011200300100 - KOGI STATE HOUSE OF ASSEMBLY	Purchase and Installation of Security Gadgets at Assembly Complex	11,000,000.00	-	-	0.0%	11,000,000.00
011200300100 - KOGI STATE HOUSE OF ASSEMBLY	Landscaping of House of Assembly Quarters	24,000,000.00	-	-	0.0%	24,000,000.00
011200300100 - KOGI STATE HOUSE OF ASSEMBLY	Construction of New Office Block at Assembly Complex	100,000,000.00	-	-	0.0%	100,000,000.00
011200300100 - KOGI STATE HOUSE OF ASSEMBLY	Land Scaping of Assembly Complex	24,000,000.00	-	-	0.0%	24,000,000.00
011200300100 - KOGI STATE HOUSE OF ASSEMBLY	Purchase of Security Devices to Hon. Speaker's Official Quarters & Deputy Speaker	10,000,000.00	-	-	0.0%	10,000,000.00
011200300100 - KOGI STATE HOUSE OF ASSEMBLY	Provision of Boy's Quarters to the Hon. Speaker's official Quarters	20,000,000.00	-	-	0.0%	20,000,000.00

011200300100 - KOGI STATE HOUSE OF ASSEMBLY	Street Light for Assembly Village & Complex	20,000,000.00	-	-	0.0%	20,000,000.00
011200300100 - KOGI STATE HOUSE OF ASSEMBLY	Installation of 70KVA Power Infrastructure (Inverter Solar System)	50,000,000.00	-	-	0.0%	50,000,000.00
011200300100 - KOGI STATE HOUSE OF ASSEMBLY	Dualization of Access Road to the Assembly Complex	10,000,000.00	-	-	0.0%	10,000,000.00
011200400100 - KOGI STATE HOUSE OF ASSEMBLY SERVICE COMMISSION	Procurement of Cars Using Car Loans Distribution to State Government Staff	7,970,975.00	-	-	0.0%	7,970,975.00
011200400100 - KOGI STATE HOUSE OF ASSEMBLY SERVICE COMMISSION	Construction of New Office Blocks for Assembly Service Commission (Secretariat)	150,000,000.00	-	-	0.0%	150,000,000.00
011200400100 - KOGI STATE HOUSE OF ASSEMBLY SERVICE COMMISSION	Computerization/Installation of Internet Services in all the Offices of Assembly Service Commission	8,000,000.00	-	-	0.0%	8,000,000.00
011200400100 - KOGI STATE HOUSE OF ASSEMBLY SERVICE COMMISSION	Purchase of Vehicles for Hon. Commissioner, Commission Chairman and Secretary	30,000,000.00	-	-	0.0%	30,000,000.00
011200400100 - KOGI STATE HOUSE OF ASSEMBLY SERVICE COMMISSION	Provision of Office Equipment for Hon. Commissioner, Commission Chairman and Secretary	5,000,000.00	-	-	0.0%	5,000,000.00
011200400100 - KOGI STATE HOUSE OF ASSEMBLY SERVICE COMMISSION	Purchase of a Generating Set Plus Installation (250KVA Mikaino)	9,328,067.00	-	-	0.0%	9,328,067.00
012300100100 - MINISTRY OF INFORMATION AND COMMUNICATION	Construction of Transmitter at Mount Patti/Rehabilitation of Broadcast House	20,000,000.00	-	-	0.0%	20,000,000.00
012300100100 - MINISTRY OF INFORMATION AND COMMUNICATION	Graphic Arts Studio	500,000.00	-	-	0.0%	500,000.00
012300100100 - MINISTRY OF INFORMATION AND COMMUNICATION	Fencing of FM Mount Patti and Booster Stations (Egbe and Ocheja)	5,000,000.00	-	-	0.0%	5,000,000.00
012300100100 - MINISTRY OF INFORMATION AND COMMUNICATION	New 5KVA Transmissitters for Lokoja	20,000,000.00	-	16,105,430.76	80.5%	3,894,569.24
012300100100 - MINISTRY OF INFORMATION AND COMMUNICATION	Government Printing Press	20,672,800.00	-	950,000.00	4.6%	19,722,800.00
012300100100 - MINISTRY OF INFORMATION AND COMMUNICATION	Establishment of a State Television Station	100,000,000.00	-	-	0.0%	100,000,000.00
012300100100 - MINISTRY OF INFORMATION AND COMMUNICATION	Development of Film Studio, Archive Centre with Computers	11,596,000.00	-	-	0.0%	11,596,000.00
012300100100 - MINISTRY OF INFORMATION AND COMMUNICATION	Kogi Image Four (4): HIV/AIDS Breakthrough Initiative and Gender Project (Media Intervention)	100,000.00	-	-	0.0%	100,000.00
012300100100 - MINISTRY OF INFORMATION AND COMMUNICATION	Establishment of ICT Infrastructure/Centre	30,000,000.00	-	-	0.0%	30,000,000.00

012300100100 - MINISTRY OF INFORMATION AND COMMUNICATION	MAINTANCE OF GRAPHIC ADMINSTRATIVE BUILDING	4,700,000.00	-	-	0.0%	4,700,000.00
012300100100 - MINISTRY OF INFORMATION AND COMMUNICATION	Digitalization/Computerization of Radio Services	19,500,000.00	-	-	0.0%	19,500,000.00
012300100100 - MINISTRY OF INFORMATION AND COMMUNICATION	Installation of Internet Facilities for e-Compliance	100,000.00	-	-	0.0%	100,000.00
012300100100 - MINISTRY OF INFORMATION AND COMMUNICATION	Renovation/Reposition of Ochaja Radio Station/Egbe	30,000,000.00	19,452,000.00	19,752,000.00	65.8%	10,248,000.00
012300100100 - MINISTRY OF INFORMATION AND COMMUNICATION	Relocation of Otite Radio Station to Okeneba	40,331,580.00	-	-	0.0%	40,331,580.00
012300100100 - MINISTRY OF INFORMATION AND COMMUNICATION	INSTALLATION OF 96KVA INTEGRATED SOLAR ENERGY FOR GRAPHIC NEWSPAPER	20,000,000.00	-	-	0.0%	20,000,000.00
012500100100 - OFFICE OF THE HEAD OF CIVIL SERVICE	CONSTRUCTION OF SECRETARIAT ANNEX	20,000,000.00	-	-	0.0%	20,000,000.00
012500100100 - OFFICE OF THE HEAD OF CIVIL SERVICE	Renovation of State Secretariat, Phase I Conference hall	30,000,000.00	-	-	0.0%	30,000,000.00
012500100100 - OFFICE OF THE HEAD OF CIVIL SERVICE	Design and modeling of Secretariat Annex phase III	50,000,000.00	-	-	0.0%	50,000,000.00
012500100100 - OFFICE OF THE HEAD OF CIVIL SERVICE	Installation of New PABX in the Secretariat	4,000,000.00	-	-	0.0%	4,000,000.00
012500100100 - OFFICE OF THE HEAD OF CIVIL SERVICE	DEVELOPMENT OF INTEGRATED PAYROLL AND PERSONNEL MANAGEMENT SYSTEM(STATE AND LOCAL GOVT)	2,000,000.00	-	-	0.0%	2,000,000.00
012500100100 - OFFICE OF THE HEAD OF CIVIL SERVICE	Purchase of Vehicles for Civil Servants using Vehicle Loan	50,000,000.00	-	-	0.0%	50,000,000.00
012500100100 - OFFICE OF THE HEAD OF CIVIL SERVICE	Purchase of 60 Nos of Vehicles for Ministries/Depts.	1,500,000,000.00	750,305,500.00	1,061,896,178.28	70.8%	438,103,821.72
012500100100 - OFFICE OF THE HEAD OF CIVIL SERVICE	Production of staff attendance register	5,000,000.00	-	-	0.0%	5,000,000.00
012500100100 - OFFICE OF THE HEAD OF CIVIL SERVICE	Staff Development Centre, Lokoja	30,000,000.00	-	-	0.0%	30,000,000.00
012500100100 - OFFICE OF THE HEAD OF CIVIL SERVICE	Local and International Training for Civil Servants and Political office Holders	10,000,000.00	-	7,700,000.00	77.0%	2,300,000.00
012500100100 - OFFICE OF THE HEAD OF CIVIL SERVICE	Construction of Additional Parking Shade (State Secretariat Complex)	8,000,000.00	-	-	0.0%	8,000,000.00
012500100100 - OFFICE OF THE HEAD OF CIVIL SERVICE	Renovation of State Secretariat Complex	90,000,000.00	1,562,850.00	23,111,905.38	25.7%	66,888,094.62
012500100100 - OFFICE OF THE HEAD OF CIVIL SERVICE	Maintenance of Staff ID Card/Data Bank Machines	3,000,000.00	-	-	0.0%	3,000,000.00
012500100100 - OFFICE OF THE HEAD OF CIVIL SERVICE	Fencing of the Secretariat Complex	30,000,000.00	-	-	0.0%	30,000,000.00
012500100100 - OFFICE OF THE HEAD OF CIVIL SERVICE	Development of Human Resources Management Centre	10,000,000.00	-	-	0.0%	10,000,000.00

014000100100 - OFFICE OF THE STATE AUDITOR-GENERAL	CONSTRUCTION OF OFFICE COMPLEX FOR THE OFFICE OF AUDITOR-GENERAL	200,000,000.00	-	-	0.0%	200,000,000.00
014000200100 - OFFICE OF THE LOCAL GOVT. AUDITOR-GENERAL	Automation of LGA Auditor-General Operations	3,024,000.00	-	-	0.0%	3,024,000.00
014700100100 - CIVIL SERVICE COMMISSION	Construction of Overhead Tank and Water Reticulation	5,000,000.00	-	-	0.0%	5,000,000.00
014700100100 - CIVIL SERVICE COMMISSION	Computerization of State Civil Service	10,000,000.00	-	-	0.0%	10,000,000.00
014700100100 - CIVIL SERVICE COMMISSION	Intercome Communication Service for Civil Service Commission	1,000,000.00	-	-	0.0%	1,000,000.00
014700100100 - CIVIL SERVICE COMMISSION	Construction Generator House	2,000,000.00	-	-	0.0%	2,000,000.00
014700100100 - CIVIL SERVICE COMMISSION	Renovation of Kogi State Civil Service Commission Office Complex	11,006,400.00	-	-	0.0%	11,006,400.00
014800100100 - STATE INDEPENDENT ELECTORAL COMMISSION (SIEC)	Provision of Special Subvention to Procure LG Election Materials/Tools	65,148,648.00	-	-	0.0%	65,148,648.00
014900100100 - LOCAL GOVERNMENT SERVICE COMMISSION	Construction of New Office Complex for Local Government Service Commission and Renovation of Existing Office Structure	73,966,587.00	-	-	0.0%	73,966,587.00
016100100100 - OFFICE OF THE SECRETARY TO THE STATE GOVERNMENT	Maintenance of SSG's official Residence and Landscaping	10,000,000.00	-	42,200.00	0.4%	9,957,800.00
016100100100 - OFFICE OF THE SECRETARY TO THE STATE GOVERNMENT	Renovation/Maintenance/Furnishing of SSG's Office	175,536,971.00	-	-	0.0%	175,536,971.00
016103700100 - KOGI STATE HAJJ COMMISSION	General Renovation of Hajj Commission Office Building	10,000,000.00	-	-	0.0%	10,000,000.00
016103800100 - CHRISTIAN PILGRIMS COMMISSION	Construction of Museum for the Christian Pilgrims Commission	16,908,065.00	-	-	0.0%	16,908,065.00
016105500100 - STATE SECURITY TRUST FUND	PURCHASE OF 15Nos SECURITY VEHICLES/LOGISTIC BASE AND APPARATUS	350,000,000.00	47,880,000.00	59,850,000.00	17.1%	290,150,000.00
016105500100 - STATE SECURITY TRUST FUND	CONSTRUCTION OF ADMINISTRATIVE BLOCK FOR STATE SECURITY TRUST FUND	50,000,000.00	-	-	0.0%	50,000,000.00
021500100100 - MINISTRY OF AGRICULTURE	Provision of Extension, Commercial, Technical Services and Infrastructural Development(ADB) 21 LGAs	100,000,000.00	-	-	0.0%	100,000,000.00
021500100100 - MINISTRY OF AGRICULTURE	Construction of 3nos of Office Building in College of Agriculture Training Institute, Ochaja	80,000,000.00	-	-	0.0%	80,000,000.00
021500100100 - MINISTRY OF AGRICULTURE	Procurement of Farming Implements/ Inputs and Fertilizer (SIP).	350,000,000.00	-	-	0.0%	350,000,000.00
021500100100 - MINISTRY OF AGRICULTURE	Provision of Agricultural Equipment/Services to Farmers by Kogi State Agricultural Development Project (ADP)	100,000,000.00	-	-	0.0%	100,000,000.00

021500100100 - MINISTRY OF AGRICULTURE	Kogi State Land Development Board	20,000,000.00	-	-	0.0%	20,000,000.00
021500100100 - MINISTRY OF AGRICULTURE	Establishment of Oil Palm Plantation	40,000,000.00	-	-	0.0%	40,000,000.00
021500100100 - MINISTRY OF AGRICULTURE	Rehabilitation of Existing Oil Palm Project at Alloma, Kabba and Acharu	20,000,000.00	-	-	0.0%	20,000,000.00
021500100100 - MINISTRY OF AGRICULTURE	Agricultural Mechanization (Ministry of Agriculture, Headquarters)	850,000,000.00	-	-	0.0%	850,000,000.00
021500100100 - MINISTRY OF AGRICULTURE	Irrigation Scheme	20,000,000.00	-	-	0.0%	20,000,000.00
021500100100 - MINISTRY OF AGRICULTURE	Provision of Agricultural Implement to Kogi State Accelerated Food Production Programme/RUDEM (Rice and Cassava)	400,000,000.00	-	-	0.0%	400,000,000.00
021500100100 - MINISTRY OF AGRICULTURE	Establishment/Construction of Cassava, Rice, Cashew and Other Stable Crops Centre including Boreholes and Overhead Tanks by IFAD Assisted Value Chain Development Programme	300,000,000.00	895,829,696.07	895,829,696.07	298.6%	595,829,696.07
021500100100 - MINISTRY OF AGRICULTURE	Kogi State Food Security, Government Initiative (School Farm, Political & Civil Servant, Corpers Farm)(SIP)	50,000,000.00	-	-	0.0%	50,000,000.00
021500100100 - MINISTRY OF AGRICULTURE	Establishment 3 Mega Cassava Milling Processing Machine Centre(One in each Senatorial District)	100,000,000.00	-	-	0.0%	100,000,000.00
021500100100 - MINISTRY OF AGRICULTURE	Provision of Agricultural Equipment to Boost Food Security and Safe Functioning of Food Supply Chains for poor Households (CARES)	742,500,000.00	-	-	0.0%	742,500,000.00
021500100100 - MINISTRY OF AGRICULTURE	Construction/Equipping of Agro-Allied Company Limited Building	20,000,000.00	-	-	0.0%	20,000,000.00
021500100100 - MINISTRY OF AGRICULTURE	Construction of Green House Farming System	30,000,000.00	-	-	0.0%	30,000,000.00
021500100100 - MINISTRY OF AGRICULTURE	Development of Kogi State Agricultural Revolution Project	50,000,000.00	-	-	0.0%	50,000,000.00
021500100100 - MINISTRY OF AGRICULTURE	Construction of Staple Crops Processing Zone Project	600,000,000.00	-	-	0.0%	600,000,000.00
021500100100 - MINISTRY OF AGRICULTURE	Accelerated Agricultural Development Scheme	1,000,000,000.00	-	-	0.0%	1,000,000,000.00
021500100100 - MINISTRY OF AGRICULTURE	National Agricultural Insurance Scheme to Guarantee Loans for Agricultural Inputs/Inplements	10,000,000.00	-	-	0.0%	10,000,000.00
021500100100 - MINISTRY OF AGRICULTURE	State Partnership on Agriculture (BillGate and Others)	10,000,000.00	-	-	0.0%	10,000,000.00
021500100100 - MINISTRY OF AGRICULTURE	Farmers Data Bank (21 LGAs)	10,000,000.00	-	-	0.0%	10,000,000.00
021500100100 - MINISTRY OF AGRICULTURE	Improvement/Support for Livelihood Agricultural Activities Across the State	200,000,000.00	-	-	0.0%	200,000,000.00
021500100100 - MINISTRY OF AGRICULTURE	PUBLIC FINANCING AGRICULTURE IN RESEARCH FOR NEW METHOD OF AGRICULTURE	10,000,000.00	-	-	0.0%	10,000,000.00



021500100100 - MINISTRY OF AGRICULTURE	Construction of Fertilizer Store	2,000,000.00	-	-	0.0%	2,000,000.00
021500100100 - MINISTRY OF AGRICULTURE	Procurement of 3nos each Garri Processing Machine, Rice Milling Machine in the each Senatorial District( Women in Agriculture)	200,000,000.00	-	-	0.0%	200,000,000.00
021500100100 - MINISTRY OF AGRICULTURE	Purchasing of Water Pumping Machine to aid Dry Seasoning Farming for Youth in Agriculture	100,000,000.00	-	-	0.0%	100,000,000.00
021500100100 - MINISTRY OF AGRICULTURE	Provision of Agricultural Equipment for Development of Commercial Agricultural Scheme	1,000,000,000.00	-	-	0.0%	1,000,000,000.00
021500100100 - MINISTRY OF AGRICULTURE	Mini Milling Processing Machine for Rural Farmers (5 Pilot Schemes Per 3 Senatorial Districts)	50,000,000.00	-	-	0.0%	50,000,000.00
021500100100 - MINISTRY OF AGRICULTURE	ESTABLISHMENT OF MARKET STABILISATION FOR FARMERS/REDUCTION IN POST HARVEST LOSSES	100,000,000.00	-	-	0.0%	100,000,000.00
021500100100 - MINISTRY OF AGRICULTURE	FAO & Partner Programme (UNDP/ADB/World Bank)	65,500,000.00	-	-	0.0%	65,500,000.00
021500100100 - MINISTRY OF AGRICULTURE	Government Counterpart Funding on Fadama for Provision of Agricultural Implementation	60,000,000.00	-	-	0.0%	60,000,000.00
021500100100 - MINISTRY OF AGRICULTURE	General Vet. Services/Construction of Abattoir, Slaughtering Slab.	100,000,000.00	-	-	0.0%	100,000,000.00
021500100100 - MINISTRY OF AGRICULTURE	Livestock Development Project	500,000,000.00	-	-	0.0%	500,000,000.00
021500100100 - MINISTRY OF AGRICULTURE	Completion of Fish Hatcheries Complex	1,200,000.00	-	-	0.0%	1,200,000.00
021500100100 - MINISTRY OF AGRICULTURE	Government Intervention to Fishermen (SIP) by Provision of Fishing Implement	10,000,000.00	-	-	0.0%	10,000,000.00
021500100100 - MINISTRY OF AGRICULTURE	Construction/ACTIVATION AND MAINTENANCE OF 15 SCHOOL GARDENS IN SECONDARY AND PRIMARY SCHOOLS ACROSS THE 3 SENATORIAL DISTRICT OF THE STATE. (CLIMATE CHANGE)	30,000,000.00	-	-	0.0%	30,000,000.00
021500100100 - MINISTRY OF AGRICULTURE	COMMUNITY BASED SOIL AND WATER MANAGEMENT AND CLIMATE RESILIENT AGRICULTURE	50,000,000.00	-	-	0.0%	50,000,000.00
021500100100 - MINISTRY OF AGRICULTURE	LAND DEVELOPMENT AND CLIMATE CHANGE MANAGEMENT EQUIPMENT FOR SUSTAINABLE AGRICULTURE IN KOGI STATE	500,000,000.00	-	-	0.0%	500,000,000.00
021500100100 - MINISTRY OF AGRICULTURE	PROCUREMENT OF AGRICULTURAL EQUIPMENT FOR AGRO-ECOLOGY ORGANIC FARMING AS ALTERNATIVE FOR HEALTHY FOOD PRODUCTION	500,000,000.00	-	-	0.0%	500,000,000.00
022000100100 - MINISTRY OF FINANCE, BUDGET AND ECONOMIC PLANNING	Kogi State Investment Programme	30,240,000.00	-	-	0.0%	30,240,000.00

022000100100 - MINISTRY OF FINANCE, BUDGET AND ECONOMIC PLANNING	State's Financial Assistance to Kogi Community & Social Development Agency	50,000,000.00	-	-	0.0%	50,000,000.00
022000100100 - MINISTRY OF FINANCE, BUDGET AND ECONOMIC PLANNING	Livelihood Support to Poor and Volnerable Households-Social Transfer and Basic Service (CARES) to Construct a Building Shop and Equipment	140,000,000.00	-	-	0.0%	140,000,000.00
022000100100 - MINISTRY OF FINANCE, BUDGET AND ECONOMIC PLANNING	PROVISION OF BASIC AMENITIES SUCH AS 3 NOS OF 10 CLASSROOMS, 5 NOS OF CLINIC BUILDING AND 3 NOS OF BOREHOLE WATER TO EACH OF THE THREE SENATORIAL DISTRICT(CARES)	150,000,000.00	-	-	0.0%	150,000,000.00
022000100100 - MINISTRY OF FINANCE, BUDGET AND ECONOMIC PLANNING	Production of State Integrated Infrastructure Master Plan (SIIMP) Document	18,144,000.00	-	-	0.0%	18,144,000.00
022000100100 - MINISTRY OF FINANCE, BUDGET AND ECONOMIC PLANNING	Construction of Kogi Treasury House	34,000,000.00	-	-	0.0%	34,000,000.00
022000100100 - MINISTRY OF FINANCE, BUDGET AND ECONOMIC PLANNING	Consultancy Expenses on Full Automation of Budget Process/Bello Care Financial Solution.	450,000,000.00	-	360,945,179.00	80.2%	89,054,821.00
022000100100 - MINISTRY OF FINANCE, BUDGET AND ECONOMIC PLANNING	Construction of Web-Based Budget Studio including Furnishing snd Maitenance for Budget Activities	200,000,000.00	-	-	0.0%	200,000,000.00
022000100100 - MINISTRY OF FINANCE, BUDGET AND ECONOMIC PLANNING	PURCHASE OF LAPTOP FOR PLANNING, RESEARCH AND STATISTICS (PRS) STAFF IN ALL MDAs	35,000,000.00	-	-	0.0%	35,000,000.00
022000100100 - MINISTRY OF FINANCE, BUDGET AND ECONOMIC PLANNING	Domestication of Economic Recovery and Growth Plan	10,000,000.00	-	-	0.0%	10,000,000.00
022000100100 - MINISTRY OF FINANCE, BUDGET AND ECONOMIC PLANNING	YESSO Conditional Cash Transfer	10,000,000.00	-	-	0.0%	10,000,000.00
022000100100 - MINISTRY OF FINANCE, BUDGET AND ECONOMIC PLANNING	KOGI STATE ECONOMIC SUMMIT	200,000,000.00	-	-	0.0%	200,000,000.00
022000100100 - MINISTRY OF FINANCE, BUDGET AND ECONOMIC PLANNING	GCCC for UNDP-Assisted Programmes(Empowering Vulnerable to Equiped their Business)	15,000,000.00	-	-	0.0%	15,000,000.00
022000100100 - MINISTRY OF FINANCE, BUDGET AND ECONOMIC PLANNING	Kogi State Financial Assistance to Kogi YESSO Net	200,000,000.00	-	-	0.0%	200,000,000.00
022000700100 - OFFICE OF THE ACCOUNTANT GENERAL	TSA Implementation Consultancy Expenses/Production of Report	100,000,000.00	-	-	0.0%	100,000,000.00
022000700100 - OFFICE OF THE ACCOUNTANT GENERAL	Production of Accounting, Expenditure Control & Financial Reporting Document	50,000,000.00	-	-	0.0%	50,000,000.00
022000700100 - OFFICE OF THE ACCOUNTANT GENERAL	Equiping State Integrated Fin. Mgt. Information System	295,000,000.00	-	-	0.0%	295,000,000.00
022000800100 - KOGI STATE INTERNAL REVENUE SERVICE (KGIRS)	Purchase of 6Nos Motor Vehicles (Toyota Hilux)	105,600,000.00	22,575,000.00	22,575,000.00	21.4%	83,025,000.00

022000800100 - KOGI STATE INTERNAL REVENUE SERVICE (KGIRS)	COMPUTERISATION OF FINANCE AND ACCOUNT DEPARTMENT	15,000,000.00	-	-	0.0%	15,000,000.00
022000800100 - KOGI STATE INTERNAL REVENUE SERVICE (KGIRS)	Renovation and Furnishing of Office Building, including provision of Elevator	51,750,000.00	12,656,157.00	71,140,249.00	137.5%	19,390,249.00
022000800100 - KOGI STATE INTERNAL REVENUE SERVICE (KGIRS)	Provision of Office Property, Plant and Equipment for KGIRS	34,500,000.00	5,575,688.00	23,955,196.00	69.4%	10,544,804.00
022200100100 - MIN. OF COMMERCE & INDUSTRY	Economic Recovery and Enhancing Capabilities of MSMEs to Support Vulnerable in Establishment Business Centre	100,000,000.00	-	-	0.0%	100,000,000.00
022200100100 - MIN. OF COMMERCE & INDUSTRY	Construction of Business Premises Enumeration Centre	10,000,000.00	-	-	0.0%	10,000,000.00
022200100100 - MIN. OF COMMERCE & INDUSTRY	Cottage Block Industry (SIP)	50,000,000.00	-	-	0.0%	50,000,000.00
022200100100 - MIN. OF COMMERCE & INDUSTRY	Cottage Grainery, Cassava, Oil Palm etc (SIP)	50,000,000.00	-	-	0.0%	50,000,000.00
022200100100 - MIN. OF COMMERCE & INDUSTRY	Government Intervention to Tailors, Barbers, Grinders, Hair Dressers, Artisan and Other Skill Services (SIP) by Providing Them with Equipment	100,000,000.00	-	-	0.0%	100,000,000.00
022200100100 - MIN. OF COMMERCE & INDUSTRY	Construction of Neighbourhood Market/Relocation of Small Markets in Lokoja	10,000,000.00	-	-	0.0%	10,000,000.00
022200100100 - MIN. OF COMMERCE & INDUSTRY	Purchase of 11nos Motor-cycles for Revenue Collection	5,500,000.00	-	-	0.0%	5,500,000.00
022200100100 - MIN. OF COMMERCE & INDUSTRY	Establishment of Free Trade Zones/Industrial City	50,000,000.00	-	-	0.0%	50,000,000.00
022200100100 - MIN. OF COMMERCE & INDUSTRY	Market Development in (Okene, Kabba and Ankpa) COVID-19 RESPONSE	18,000,000.00	-	-	0.0%	18,000,000.00
022200100100 - MIN. OF COMMERCE & INDUSTRY	Trade Fair Complex	20,000,000.00	-	-	0.0%	20,000,000.00
022200100100 - MIN. OF COMMERCE & INDUSTRY	Construction of Economic Raw Materials Sample Display Centre	13,000,000.00	-	-	0.0%	13,000,000.00
022200100100 - MIN. OF COMMERCE & INDUSTRY	Participation in Trade Fair both Zonal and International to Enhance Skills in Business	20,000,000.00	-	-	0.0%	20,000,000.00
022200100100 - MIN. OF COMMERCE & INDUSTRY	Construction of Industrial Layouts	30,000,000.00	-	-	0.0%	30,000,000.00
022200100100 - MIN. OF COMMERCE & INDUSTRY	Establishment of Small & Medium Scale Industry (PPP)	50,000,000.00	-	-	0.0%	50,000,000.00
022200100100 - MIN. OF COMMERCE & INDUSTRY	SME Credit Scheme(SIP) to Set up Business Centre	50,000,000.00	-	-	0.0%	50,000,000.00
022200100100 - MIN. OF COMMERCE & INDUSTRY	Construction of Confluence Sugar Company Ltd. (PPP)	10,000,000.00	-	-	0.0%	10,000,000.00
022200100100 - MIN. OF COMMERCE & INDUSTRY	Construction of BioDiesel Production (PPP) Centre	20,000,000.00	-	-	0.0%	20,000,000.00
022200100100 - MIN. OF COMMERCE & INDUSTRY	Kogi State Sugar Development Project. (Bassa, Omala, Ajaokuta and Koton-Karfe)	5,000,000.00	-	-	0.0%	5,000,000.00

022200100100 - MIN. OF COMMERCE & INDUSTRY	Ganaja Skill Acquisition Centre (Donated by Dangote)	10,000,000.00	-	-	0.0%	10,000,000.00
022200100100 - MIN. OF COMMERCE & INDUSTRY	Pre-grant, Selection and Post grant Measurement and Evaluation to Enhance Industrial Hub	10,000,000.00	-	-	0.0%	10,000,000.00
022200700100 - KOGI STATE ENTERPRISES DEVELOPMENT AGENCY	ECONOMIC RECOVERY AND ENHANCING CAPABILITIES OF MSME (COVID 19)	900,000,000.00	-	280,000.00	0.0%	899,720,000.00
022200700100 - KOGI STATE ENTERPRISES DEVELOPMENT AGENCY	ESTABLISHMENT OF MUSHROOM CLUSTER VILLAGE	150,000,000.00	-	-	0.0%	150,000,000.00
022200700100 - KOGI STATE ENTERPRISES DEVELOPMENT AGENCY	ESTABLISHMENT OF SHEA BUTTER COTTAGE INDUSTRY	50,000,000.00	-	-	0.0%	50,000,000.00
022200700100 - KOGI STATE ENTERPRISES DEVELOPMENT AGENCY	CONSTRUCTION/FURNISHING OF OFFICE BUILDING	100,000,000.00	-	-	0.0%	100,000,000.00
022200700100 - KOGI STATE ENTERPRISES DEVELOPMENT AGENCY	KOGI ENTERPRISE AND INNOVATION DEVELOPMENT	30,000,000.00	-	12,567,700.00	41.9%	17,432,300.00
022900100100 - MINISTRY OF TRANSPORT	CONSTRUCTION OF KOTRAMA OFFICE	10,000,000.00	-	-	0.0%	10,000,000.00
022900100100 - MINISTRY OF TRANSPORT	Purchase of 4nos Motor Cycle for Surveillance	4,738,993.00	-	-	0.0%	4,738,993.00
022900100100 - MINISTRY OF TRANSPORT	Procurement of Towing Van	20,000,000.00	-	-	0.0%	20,000,000.00
022900100100 - MINISTRY OF TRANSPORT	Provision of Office Accommodation and Standard Testing Ground for VIO in Lokoja	40,000,000.00	-	-	0.0%	40,000,000.00
022900100100 - MINISTRY OF TRANSPORT	Construction of Mini Motor Park in Lokoja (Zango-Daji and Ganaja Village)	20,000,000.00	-	-	0.0%	20,000,000.00
022900100100 - MINISTRY OF TRANSPORT	Provision of 3 Three Fly Boats.	40,000,000.00	-	-	0.0%	40,000,000.00
022900100100 - MINISTRY OF TRANSPORT	Construction of Bus Shelter, Junction Improvement Works and New Confluence City Gate.	10,000,000.00	-	-	0.0%	10,000,000.00
022900100100 - MINISTRY OF TRANSPORT	Kogi State Intervention for Transporters (SIP)	20,000,000.00	-	-	0.0%	20,000,000.00
022900100100 - MINISTRY OF TRANSPORT	Marine Service Development/Consultancy	100,000,000.00	-	-	0.0%	100,000,000.00
022900100100 - MINISTRY OF TRANSPORT	PURCHASE OF TWO WATER BUS	10,000,000.00	-	-	0.0%	10,000,000.00
023300100100 - MINISTRY OF SOLID MINERAL AND NATURAL RESOURCES	Construction of Office Complex for Ministry of Solid Mineral and Natural Resources	130,000,000.00	19,984,400.00	19,984,400.00	15.4%	110,015,600.00
023300100100 - MINISTRY OF SOLID MINERAL AND NATURAL RESOURCES	Establishment of Mineral Procurement and Buying Centre	10,000,000.00	-	-	0.0%	10,000,000.00
023300100100 - MINISTRY OF SOLID MINERAL AND NATURAL RESOURCES	Establishment of Kogi State Solid Mineral Processing Company	20,000,000.00	-	-	0.0%	20,000,000.00

023300100100 - MINISTRY OF SOLID MINERAL AND NATURAL RESOURCES	Acquisition of Mineral Mine Licence	200,000,000.00	570,000.00	1,870,000.00	0.9%	198,130,000.00
023300100100 - MINISTRY OF SOLID MINERAL AND NATURAL RESOURCES	Characterisation of Solid Minerals in Kogi state	20,000,000.00	140,000.00	140,000.00	0.7%	19,860,000.00
023300100100 - MINISTRY OF SOLID MINERAL AND NATURAL RESOURCES	Geological Investigation of Solid Mineral Resources in Kogi State	20,000,000.00	-	-	0.0%	20,000,000.00
023300100100 - MINISTRY OF SOLID MINERAL AND NATURAL RESOURCES	Detailed Geological Exploration of (3) Selected Minerals Deposits; Coal-East, Limestone-Central & Gold/Vesper in West	200,000,000.00	-	-	0.0%	200,000,000.00
023400100100 - MINISTRY OF WORKS AND HOUSING	Rehabilitation/Equipping of Central Mechanic Workshop, Lokoja	5,380,018.00	-	-	0.0%	5,380,018.00
023400100100 - MINISTRY OF WORKS AND HOUSING	Construction of 500 Nos Residential Housing Scheme in Lokoja (BD)	26,900,091.00	-	-	0.0%	26,900,091.00
023400100100 - MINISTRY OF WORKS AND HOUSING	Construction of Ultra Modern Civic Centre/Lokoja Square Lokoja	-	-	40,366,650.23	-	- 40,366,650.23
023400100100 - MINISTRY OF WORKS AND HOUSING	Provision of Basic Equipment For The Survey/Design Unit of M.O.W, Lokoja	5,380,018.00	-	-	0.0%	5,380,018.00
023400100100 - MINISTRY OF WORKS AND HOUSING	PERIMETER FENCING IN SOME SELECTED GOVERNMENT QUARTERS/BUILDING ACROSS THE STATE	200,000,000.00	-	25,993,188.00	13.0%	174,006,812.00
023400100100 - MINISTRY OF WORKS AND HOUSING	CONSTRUCTION OF BARRACKS IN SELECTED TOWNS ACROSS THE THREE SENATORIAL DISTRICT	100,000,000.00	-	-	0.0%	100,000,000.00
023400100100 - MINISTRY OF WORKS AND HOUSING	Repairs/Maintenance Of Plants & Equipment	5,380,018.00	-	-	0.0%	5,380,018.00
023400100100 - MINISTRY OF WORKS AND HOUSING	Post Flood Housing Estate Including its Social Amenities (Roads, Electricity and Infrastructures)	26,900,091.00	-	17,540,279.40	65.2%	9,359,811.60
023400100100 - MINISTRY OF WORKS AND HOUSING	Site and Services	2,690,009.00	-	-	0.0%	2,690,009.00
023400100100 - MINISTRY OF WORKS AND HOUSING	Construction of Open Air Theatre for Art and Culture (BD)	176,601,271.00	-	-	0.0%	176,601,271.00
023400100100 - MINISTRY OF WORKS AND HOUSING	Landscaping/Renovation of Civil Service Commission Compound and Office Furniture	16,269,175.00	-	-	0.0%	16,269,175.00
023400100100 - MINISTRY OF WORKS AND HOUSING	Renovation of 1 Number of Government Lodges in the 21 LG of Kogi State.	134,500,454.00	-	-	0.0%	134,500,454.00
023400100100 - MINISTRY OF WORKS AND HOUSING	Landscaping of Arts and Culture Premises	12,374,042.00	-	-	0.0%	12,374,042.00
023400100100 - MINISTRY OF WORKS AND HOUSING	Construction of Office Annex for Civil Engineering Dept. Ministry of Works	16,601,271.00	-	-	0.0%	16,601,271.00
023400100100 - MINISTRY OF WORKS AND HOUSING	Maintenance of Government Quarters/Offices Across the State.	80,700,272.00	135,317,378.74	1,095,101,775.36	1357.0%	- 1,014,401,503.36
023400100100 - MINISTRY OF WORKS AND HOUSING	Construction of: (A) 45x25m Handball Court (B) 25x18m Basketball Court (C ) 23x12m Volleyball Court, Each in the 3 Senatorial District with Asphalt Overlay	21,520,073.00	-	-	0.0%	21,520,073.00

023400100100 - MINISTRY OF WORKS AND HOUSING	Construction and Equipping of Fire Stations in Lokoja, Idah, Okene and Anyigba	37,660,127.00	-	-	0.0%	37,660,127.00
023400100100 - MINISTRY OF WORKS AND HOUSING	Purchase of 6 Nos. Fire Engines and Fire Fighting Equipment/Appliance.	617,600,363.00	-	545,496,000.00	88.3%	72,104,363.00
023400100100 - MINISTRY OF WORKS AND HOUSING	Supply/Installation of Fire Extinguishers to Government House and MDAs Office in Lokoja	807,003.00	-	-	0.0%	807,003.00
023400100100 - MINISTRY OF WORKS AND HOUSING	Street Lighting in the Main Road	330,401,453.00	-	150,000,000.00	45.4%	180,401,453.00
023400100100 - MINISTRY OF WORKS AND HOUSING	Street Lighting in the Government Estates in the State	26,900,091.00	-	-	0.0%	26,900,091.00
023400100100 - MINISTRY OF WORKS AND HOUSING	Lokoja-Banda-Karara-Izih Ohono-Jamata-Koton-Karfe Electrification Scheme	5,380,018.00	-	-	0.0%	5,380,018.00
023400100100 - MINISTRY OF WORKS AND HOUSING	Electrification of Urban Area	53,800,182.00	-	-	0.0%	53,800,182.00
023400100100 - MINISTRY OF WORKS AND HOUSING	Completion of Idah/Okpachala/Ajegwu Road	5,380,018.00	-	-	0.0%	5,380,018.00
023400100100 - MINISTRY OF WORKS AND HOUSING	On-going Construction of Ankpa/Imane/Mabene/Okpo Road (30km)	5,380,018.00	-	-	0.0%	5,380,018.00
023400100100 - MINISTRY OF WORKS AND HOUSING	Construction of Ankpa/Ogodo/Akwu Acharane Road 16KM	5,380,018.00	-	-	0.0%	5,380,018.00
023400100100 - MINISTRY OF WORKS AND HOUSING	Construction of Otokiti Ganaja By pass mutlti-Lane carriage way 16.1KM	107,600,363.00	-	-	0.0%	107,600,363.00
023400100100 - MINISTRY OF WORKS AND HOUSING	Construction of Ayere/Ogidi-Kabba Road - Including Culverts & Bridges (17km)	100,000,000.00	-	-	0.0%	100,000,000.00
023400100100 - MINISTRY OF WORKS AND HOUSING	Rehabilitation of Idah/Onyedega Road (32km)	16,140,054.00	-	-	0.0%	16,140,054.00
023400100100 - MINISTRY OF WORKS AND HOUSING	Construction of Internal Road Network of Kogi Poly & phase II Gate II 5KM	5,380,018.00	-	-	0.0%	5,380,018.00
023400100100 - MINISTRY OF WORKS AND HOUSING	Construction of Effo/Takete-Ide/Ahara Otafun (Bridge) 28KM	27,438,093.00	-	-	0.0%	27,438,093.00
023400100100 - MINISTRY OF WORKS AND HOUSING	Construction of Dekina/Olowa/Abocho-Ogbabede with a spur to Agada Road (46km)	16,140,054.00	-	-	0.0%	16,140,054.00
023400100100 - MINISTRY OF WORKS AND HOUSING	Construction of Mopa Township Road (9.295km)	16,140,054.00	-	-	0.0%	16,140,054.00
023400100100 - MINISTRY OF WORKS AND HOUSING	Construction of Iyara Odokoro Road (12.1km)	50,000,000.00	-	-	0.0%	50,000,000.00
023400100100 - MINISTRY OF WORKS AND HOUSING	Koton-Karfe-Kpareke Osuku Achara/Tawari-Gegu Road (40.5km)	5,380,018.00	-	-	0.0%	5,380,018.00
023400100100 - MINISTRY OF WORKS AND HOUSING	Construction of Ebiya Patesi/Adogo/Unosi Road 12KM	5,380,018.00	-	-	0.0%	5,380,018.00
023400100100 - MINISTRY OF WORKS AND HOUSING	Asphalt overlay of new Market/Muritala Mohammed /Barrack/ Kabba Junction Road (20.75kms)	430,401,453.00	-	-	0.0%	430,401,453.00
023400100100 - MINISTRY OF WORKS AND HOUSING	Construction of Isanlu Township Road (2.5km)	100,000,000.00	-	-	0.0%	100,000,000.00
023400100100 - MINISTRY OF WORKS AND HOUSING	Construction of Oziokutu Ihima-Obangede Road (3KM)	53,800,182.00	-	-	0.0%	53,800,182.00

023400100100 - MINISTRY OF WORKS AND HOUSING	Construction of Anyigba Township Road (Lot III)	16,140,054.00	-	-	0.0%	16,140,054.00
023400100100 - MINISTRY OF WORKS AND HOUSING	Construction/Rehabilitation of Other State Roads 60KM	5,380,018.00	-	-	0.0%	5,380,018.00
023400100100 - MINISTRY OF WORKS AND HOUSING	Asphat overlay of Anyigba-Iyale-Abejukolo Road	5,380,018.00	-	-	0.0%	5,380,018.00
023400100100 - MINISTRY OF WORKS AND HOUSING	Construction of Oguma-Kpanche Ikende-Abeju-Kolo Road (60km)	16,140,054.00	-	-	0.0%	16,140,054.00
023400100100 - MINISTRY OF WORKS AND HOUSING	Construction of Idrisu-Okpotala-Bagaji-Ajokpachi Road (19.5km)	10,760,036.00	-	-	0.0%	10,760,036.00
023400100100 - MINISTRY OF WORKS AND HOUSING	Construction and Dualization of Ankpa Township Rd phase 1&II (6.5km)	16,140,054.00	-	-	0.0%	16,140,054.00
023400100100 - MINISTRY OF WORKS AND HOUSING	Odugbo-Mozum Road including 3&4 Span Bridges (27km)	19,368,065.00	-	-	0.0%	19,368,065.00
023400100100 - MINISTRY OF WORKS AND HOUSING	Ashpalt overlay of Ageva-Ogori Road (12km)	5,380,018.00	-	-	0.0%	5,380,018.00
023400100100 - MINISTRY OF WORKS AND HOUSING	On-going Construction of Idioro Ayede – Ogale Road (13km)	100,000,000.00	-	-	0.0%	100,000,000.00
023400100100 - MINISTRY OF WORKS AND HOUSING	Rehabilitation of Kabba Township Roads(10km)	92,000,000.00	-	-	0.0%	92,000,000.00
023400100100 - MINISTRY OF WORKS AND HOUSING	Construction of Agassa Upogoro – Okene Road (10.7km)	269,000,908.00	-	-	0.0%	269,000,908.00
023400100100 - MINISTRY OF WORKS AND HOUSING	17 No. Selected Road From Eastern Senatorial Districts 50KM	26,900,091.00	-	-	0.0%	26,900,091.00
023400100100 - MINISTRY OF WORKS AND HOUSING	Some Selected Road From Western Senatorial Districts	26,900,091.00	-	-	0.0%	26,900,091.00
023400100100 - MINISTRY OF WORKS AND HOUSING	Selected Road From central senatorial Districts. 20KM	26,900,091.00	-	-	0.0%	26,900,091.00
023400100100 - MINISTRY OF WORKS AND HOUSING	Construction/ Rehabilitation of Lokoja Township Roads/Ganaja Overhead Bridget 3.374KM	1,245,004,540.00	508,881,430.75	539,908,514.25	43.4%	705,096,025.75
023400100100 - MINISTRY OF WORKS AND HOUSING	Construction of Ogaminana Eboga Ipaku-Kuroko Juction (5.5km)	161,400,545.00	200,000,000.00	350,000,000.00	216.9%	188,599,455.00
023400100100 - MINISTRY OF WORKS AND HOUSING	Asphalt Overlay of Egbe Township Road (12KM)	110,240,870.00	-	-	0.0%	110,240,870.00
023400100100 - MINISTRY OF WORKS AND HOUSING	Rehabilitation of Koton-karfe Township Road II (4.46km)	5,380,018.00	-	-	0.0%	5,380,018.00
023400100100 - MINISTRY OF WORKS AND HOUSING	Asphalt Overlay of Iyamoye-Jege-Ijowa Road to Isanlu (73km)	161,400,545.00	-	-	0.0%	161,400,545.00
023400100100 - MINISTRY OF WORKS AND HOUSING	Construction of Hassan Katsina Road (House of Assembly) (11.2km)	269,000,908.00	-	-	0.0%	269,000,908.00
023400100100 - MINISTRY OF WORKS AND HOUSING	Construction of Ofugo-ika Iloni Ichala Icheke Road (35km)	10,760,036.00	-	-	0.0%	10,760,036.00
023400100100 - MINISTRY OF WORKS AND HOUSING	Construction of Felele Agbaja Road (28km)	26,900,091.00	-	-	0.0%	26,900,091.00
023400100100 - MINISTRY OF WORKS AND HOUSING	Construction of Access road to School of Disable Iyale (2.5km)	10,760,036.00	-	-	0.0%	10,760,036.00
023400100100 - MINISTRY OF WORKS AND HOUSING	Construction of ozuri/Ogaminana/Obangede/Okaito/Kabba Junction Road (9.4km)	5,380,018.00	-	-	0.0%	5,380,018.00



023400100100 - MINISTRY OF WORKS AND HOUSING	Construction of Lions Club-Geregu Road (4.974km)	100,000,000.00	-	-	0.0%	100,000,000.00
023400100100 - MINISTRY OF WORKS AND HOUSING	Ogugu Akenogbolo Link Road (15km)	10,760,036.00	-	-	0.0%	10,760,036.00
023400100100 - MINISTRY OF WORKS AND HOUSING	Establishment of Material/Building/Testing Laboratory	5,380,018.00	-	-	0.0%	5,380,018.00
023400100100 - MINISTRY OF WORKS AND HOUSING	Construction of Abejukolo Township Road and Dualization (3.6km)	161,400,545.00	-	-	0.0%	161,400,545.00
023400100100 - MINISTRY OF WORKS AND HOUSING	Construction of Ekin Ade/Ohun/Ife-Olukotu Road/Ekinrin-Ade Township Road 15KM	5,380,018.00	-	-	0.0%	5,380,018.00
023400100100 - MINISTRY OF WORKS AND HOUSING	On-going Construction of Lokoja Ward "A" Township Road (4.73km)	5,380,018.00	-	-	0.0%	5,380,018.00
023400100100 - MINISTRY OF WORKS AND HOUSING	On-going Dualization of Dekina Township Road (8.3km)	53,800,182.00	-	-	0.0%	53,800,182.00
023400100100 - MINISTRY OF WORKS AND HOUSING	On-going Construction of Odenyi Oguma/Sheria Road (16.0km)	107,600,363.00	200,000,000.00	200,000,000.00	185.9%	92,399,637.00
023400100100 - MINISTRY OF WORKS AND HOUSING	On-going Construction of Ponyan-Irele Road (2km)	50,000,000.00	-	-	0.0%	50,000,000.00
023400100100 - MINISTRY OF WORKS AND HOUSING	Reconstruction of Ankpa-Abejukolo Road (56km)	26,900,091.00	-	-	0.0%	26,900,091.00
023400100100 - MINISTRY OF WORKS AND HOUSING	Construction of Odo-Ere/Okunran/Okoloke/Isanlu Esa Road (14km)	50,000,000.00	-	-	0.0%	50,000,000.00
023400100100 - MINISTRY OF WORKS AND HOUSING	Construction of Okene Township Road (10.7km)	2,000,077,263.00	-	-	0.0%	2,000,077,263.00
023400100100 - MINISTRY OF WORKS AND HOUSING	Construction of Ogori/Magongo Township Road 10KM	100,000,000.00	-	-	0.0%	100,000,000.00
023400100100 - MINISTRY OF WORKS AND HOUSING	Construction of Obehira Okengwe/Ihima Township Road (21km)	269,000,908.00	-	-	0.0%	269,000,908.00
023400100100 - MINISTRY OF WORKS AND HOUSING	Construction of Iyara Township Road 10KM	50,000,000.00	-	-	0.0%	50,000,000.00
023400100100 - MINISTRY OF WORKS AND HOUSING	Construction/Beautification of Lokoja Round About	2,690,009.00	-	-	0.0%	2,690,009.00
023400100100 - MINISTRY OF WORKS AND HOUSING	Rehabilitation of Ibana Junction-Ikeje-Ogugu-Ette Road (31KM)	161,400,545.00	-	-	0.0%	161,400,545.00
023400100100 - MINISTRY OF WORKS AND HOUSING	Construction of Shintaku to Dekina (Bassa LGA)	100,000,000.00	-	-	0.0%	100,000,000.00
023400100100 - MINISTRY OF WORKS AND HOUSING	Construction of Aseni Road (Earthwork) 7KM	16,140,055.00	-	-	0.0%	16,140,055.00
023400100100 - MINISTRY OF WORKS AND HOUSING	Construction of Ozuma-Udiannechi-Ereh Road 18KM	26,900,091.00	-	-	0.0%	26,900,091.00
023400100100 - MINISTRY OF WORKS AND HOUSING	Construction of Army Signal-Secretariat Road 5KM	5,380,018.00	-	-	0.0%	5,380,018.00
023400100100 - MINISTRY OF WORKS AND HOUSING	Construction of Owowo Bridge of Itakete-Ide 22KM	100,000,000.00	-	-	0.0%	100,000,000.00
023400100100 - MINISTRY OF WORKS AND HOUSING	COSTRUCTION OF ADAVI EBA- IHIMA BY PASS ROAD 8.1KM	304,601,271.00	-	-	0.0%	304,601,271.00
023400100100 - MINISTRY OF WORKS AND HOUSING	COSTRUCTION/REHABILITATION OF EGE IHIMA ROAD 6KM	376,601,271.00	-	-	0.0%	376,601,271.00

023400100100 - MINISTRY OF WORKS AND HOUSING	COSTRUCTION/REHABILITATION OF KABBA ASAYA OGIDI - AYERE ROAD 13KM	269,000,908.00	-	-	0.0%	269,000,908.00
023400100100 - MINISTRY OF WORKS AND HOUSING	COSTRUCTION/REHABILITATION OF KABBA TO ILUKE BUNU ROAD (35km)	116,140,054.00	-	-	0.0%	116,140,054.00
023400100100 - MINISTRY OF WORKS AND HOUSING	CONSTRUCTION OF AYERE TOWNSHIP ROAD 17KM	100,000,000.00	-	-	0.0%	100,000,000.00
023400100100 - MINISTRY OF WORKS AND HOUSING	CONSTRUCTION OF DRAINAGE AND CULVERT	400,000,000.00	-	-	0.0%	400,000,000.00
023400100100 - MINISTRY OF WORKS AND HOUSING	CONSTRUCTION OF ITAKPE JUNCTION-FCE-TOTAL FILLING STATION ROAD OKENE (14KM)	1,000,000,000.00	1,066,644,624.45	1,781,810,278.20	178.2%	781,810,278.20
023400100100 - MINISTRY OF WORKS AND HOUSING	CONSTRUCTION OF IDAH TOWNSHIP ROAD	100,000,000.00	-	-	0.0%	100,000,000.00
023400100100 - MINISTRY OF WORKS AND HOUSING	Procurement of Emergency Tender for Flood Related Disaster	53,800,182.00	-	-	0.0%	53,800,182.00
023400100100 - MINISTRY OF WORKS AND HOUSING	Construction of Intruders Gale	53,800,182.00	-	-	0.0%	53,800,182.00
023400300100 - ROAD MAINTENANCE AGENCY	Kogi State Road Maintenance Agency's Projects	440,000,000.00	2,726,397,663.08	3,281,904,967.27	745.9%	2,841,904,967.27
023400300100 - ROAD MAINTENANCE AGENCY	Additional Equipment for Kogi State Road Maintenance Agency (Procurement of Cruishing Mechine and Asphat)	45,000,000.00	-	-	0.0%	45,000,000.00
023600100100 - MIN. OF CULTURE & TOURISM	Musical Equipment for Life Band	2,000,000.00	-	-	0.0%	2,000,000.00
023600100100 - MIN. OF CULTURE & TOURISM	Development of Niger and Benue Comfluence.	20,000,000.00	-	-	0.0%	20,000,000.00
023600100100 - MIN. OF CULTURE & TOURISM	Procurement of Assessoris/Equipment to Promote Cultural Programme (SIP)	3,835,000.00	-	-	0.0%	3,835,000.00
023600100100 - MIN. OF CULTURE & TOURISM	Construction and Furnishing of an Open-Air Theatre (Cultural Centre)	20,000,000.00	-	-	0.0%	20,000,000.00
023600100100 - MIN. OF CULTURE & TOURISM	Rehabilitation of Obasanjo square	20,000,000.00	-	-	0.0%	20,000,000.00
023600100100 - MIN. OF CULTURE & TOURISM	Rehabilitation of Existing Historical Relics	10,000,000.00	-	-	0.0%	10,000,000.00
023600100100 - MIN. OF CULTURE & TOURISM	Pproduction of Tourism Development Master Plan Document	95,000,000.00	-	-	0.0%	95,000,000.00
023600100100 - MIN. OF CULTURE & TOURISM	Construction of Arts & Crafts Tye and Dye Centre	12,725,000.00	-	-	0.0%	12,725,000.00
023600100100 - MIN. OF CULTURE & TOURISM	Development of Mount Patti to Tourist Destination	20,000,000.00	-	-	0.0%	20,000,000.00
023600100100 - MIN. OF CULTURE & TOURISM	Mini Arts & Craft Gallery at Ministry of Culture & Tourism	5,000,000.00	-	-	0.0%	5,000,000.00
023600100100 - MIN. OF CULTURE & TOURISM	Kogi State Hotels & Tourism Board's Project	5,000,000.00	-	-	0.0%	5,000,000.00
025200100100 - MINISTRY OF WATER RESOURCES	Rural Water & Sanitation (RUWASSA)	350,000,000.00	-	-	0.0%	350,000,000.00
025200100100 - MINISTRY OF WATER RESOURCES	Rehabilitation/Repair of water scheme both of existing Urban and small town Water Scheme	50,000,000.00	-	-	0.0%	50,000,000.00

025200100100 - MINISTRY OF WATER RESOURCES	Greater Lokoja Water Supply scheme Phase II/ Maintenance	240,000,000.00	-	87,471,452.00	36.4%	152,528,548.00
025200100100 - MINISTRY OF WATER RESOURCES	Eastern Water Project Scheme, (Ejule, Odu-Okpakili,Idah, Ankpa, Agaliga, Imane, Ajaka, Abejukolo Anyigba and Oguma) (BD)	100,000,000.00	-	-	0.0%	100,000,000.00
025200100100 - MINISTRY OF WATER RESOURCES	REHABILITATION AND RECTICULATION OF ISANLU WATER SCHEME	450,000,000.00	-	-	0.0%	450,000,000.00
025200100100 - MINISTRY OF WATER RESOURCES	Supply of Water Treatment Chemicals and Replacement of Worn out Connection Materials	17,296,434.00	-	-	0.0%	17,296,434.00
025200100100 - MINISTRY OF WATER RESOURCES	Expansion and Reticulation of Okene Water Works	42,200,000.00	-	-	0.0%	42,200,000.00
025200100100 - MINISTRY OF WATER RESOURCES	MECHANICAL AND HYDRANLIC DREDGING OF OKENE WATER DAM	250,000,000.00	-	-	0.0%	250,000,000.00
025200100100 - MINISTRY OF WATER RESOURCES	REHABILITATION AND RECTICULATION OF AIYEGUNLE-GBEDE, IYAGBEDE AIYETORO GBEDE WATER SCHEME	300,000,000.00	-	-	0.0%	300,000,000.00
025210200100 - KOGI STATE WATER BOARD	Supply of Water Chemical.	20,000,000.00	-	8,900,000.00	44.5%	11,100,000.00
025210200100 - KOGI STATE WATER BOARD	Maintenance of Existing Water Schemes Across the State.	31,000,000.00	-	-	0.0%	31,000,000.00
025300100100 - BUREAU FOR LANDS AND URBAN DEVELOPMENT	Construction of New & Maintenance of Old Building at Ministry of Land, Housing and Urban Development Head Quarters, Lokoja	20,000,000.00	8,060,000.00	8,060,000.00	40.3%	11,940,000.00
025300100100 - BUREAU FOR LANDS AND URBAN DEVELOPMENT	Construction of Ultra-Modern Civil Centre, Lokoja	10,000,000.00	-	-	0.0%	10,000,000.00
025300100100 - BUREAU FOR LANDS AND URBAN DEVELOPMENT	PURCHASE OF 1 Nos of UTILITY VEHICLES	10,000,000.00	-	200,000.00	2.0%	9,800,000.00
025300100100 - BUREAU FOR LANDS AND URBAN DEVELOPMENT	Mapping and Updating Of Maps of Towns and Villages	10,000,000.00	-	-	0.0%	10,000,000.00
025300100100 - BUREAU FOR LANDS AND URBAN DEVELOPMENT	Land Compensation for People's land used for Development	300,000,000.00	-	-	0.0%	300,000,000.00
025300100100 - BUREAU FOR LANDS AND URBAN DEVELOPMENT	Computerization of Survey Records	15,000,000.00	-	-	0.0%	15,000,000.00
025300100100 - BUREAU FOR LANDS AND URBAN DEVELOPMENT	Post Flood Housing Estate Including its Social Amenities (Roads, Electricity and Infrastructures)	10,000,000.00	-	-	0.0%	10,000,000.00
025300100100 - BUREAU FOR LANDS AND URBAN DEVELOPMENT	Procurement Site and Services Equipment	50,000,000.00	-	40,872,400.00	81.7%	9,127,600.00
025300100100 - BUREAU FOR LANDS AND URBAN DEVELOPMENT	Landscaping/Renovation of Civil Service Commission Compound and Office Furniture	90,000,000.00	-	-	0.0%	90,000,000.00
025300100100 - BUREAU FOR LANDS AND URBAN DEVELOPMENT	Landscaping of Arts and Culture Premises	45,350,400.00	-	-	0.0%	45,350,400.00
025300100100 - BUREAU FOR LANDS AND URBAN DEVELOPMENT	Counterpart Fund for GIS (Computerisation of Land Administration in Kogi State.	50,000,000.00	-	13,868,000.00	27.7%	36,132,000.00
025300100100 - BUREAU FOR LANDS AND URBAN DEVELOPMENT	Urban Renewal Projects (Sarki-Noma, Kabawa, Adankolo, Karaworo,	40,000,000.00	-	-	0.0%	40,000,000.00

	Cantonment, Gadumo, Ganaja, Lokongoma					
025300100100 - BUREAU FOR LANDS AND URBAN DEVELOPMENT	Refurbishing of Bulldozers and Graders	10,000,000.00	-	-	0.0%	10,000,000.00
025300100100 - BUREAU FOR LANDS AND URBAN DEVELOPMENT	Survey Control, Establishment and Control and Project Survey Area Delineation.	15,000,000.00	1,256,750.00	1,256,750.00	8.4%	13,743,250.00
025300100100 - BUREAU FOR LANDS AND URBAN DEVELOPMENT	Procurement of Project Survey Equipment	10,000,000.00	1,003,250.00	10,000,000.00	100.0%	-
025300100100 - BUREAU FOR LANDS AND URBAN DEVELOPMENT	Acquisition of Survey Instruments	5,000,000.00	-	-	0.0%	5,000,000.00
025300100100 - BUREAU FOR LANDS AND URBAN DEVELOPMENT	Procurement of Data Centre Infrastructure (On-site and Off-site)	10,000,000.00	-	-	0.0%	10,000,000.00
025300100100 - BUREAU FOR LANDS AND URBAN DEVELOPMENT	backup and Disaster Recovery system (On-site and Off-site)	10,000,000.00	-	-	0.0%	10,000,000.00
025300100100 - BUREAU FOR LANDS AND URBAN DEVELOPMENT	Procurement of Software Licenses	10,000,000.00	-	-	0.0%	10,000,000.00
025300100100 - BUREAU FOR LANDS AND URBAN DEVELOPMENT	Review of Development Plan for Lokoja and Design of New Layouts	40,000,000.00	-	-	0.0%	40,000,000.00
025300100100 - BUREAU FOR LANDS AND URBAN DEVELOPMENT	Acquisition of Ultra High Resolution Imagery Area Mapping Equipment	20,000,000.00	-	-	0.0%	20,000,000.00
025300100100 - BUREAU FOR LANDS AND URBAN DEVELOPMENT	Purchase of Earthmoving Equipment of Bulldozers, Lowbird, Excavator, Tippers and Graders for the Board (TPDB)	15,000,000.00	-	4,000,000.00	26.7%	11,000,000.00
025300200100 - KOGI STATE UTILITY INFRASTRUCTURE MANAGEMENT AND COMPLIANCE AGENCY	PURCHASE OF 25 NOS OF COMPUTERS	15,750,000.00	-	-	0.0%	15,750,000.00
025300200100 - KOGI STATE UTILITY INFRASTRUCTURE MANAGEMENT AND COMPLIANCE AGENCY	PURCHASE OF 1 NO OF ENNTERPRISE COMPUTER PRINTERS	2,000,000.00	-	-	0.0%	2,000,000.00
025300200100 - KOGI STATE UTILITY INFRASTRUCTURE MANAGEMENT AND COMPLIANCE AGENCY	TAKE OFF GRANT/CAPITALIZATION OF KOGI STATE UTILITY INFRASTRUCTURE MANAGEMENT AND COMPLIANCE AGENCY	100,000,000.00	-	-	0.0%	100,000,000.00
025300200100 - KOGI STATE UTILITY INFRASTRUCTURE MANAGEMENT AND COMPLIANCE AGENCY	PURCHASE OF MOTOR CYCLE FOR SURVEILLANCE	12,500,000.00	-	-	0.0%	12,500,000.00
025300200100 - KOGI STATE UTILITY INFRASTRUCTURE MANAGEMENT AND COMPLIANCE AGENCY	PURCHASE OF 1 Nos OF OFFICIAL VEHICLES FOR PRINCIPAL OFFICER	9,500,000.00	-	-	0.0%	9,500,000.00
025300200100 - KOGI STATE UTILITY INFRASTRUCTURE MANAGEMENT AND COMPLIANCE AGENCY	PURCHASE OF 5 nos of OPERATIONAL VANS (TOYOTA HILUX)	135,000,000.00	-	-	0.0%	135,000,000.00
025300200100 - KOGI STATE UTILITY INFRASTRUCTURE MANAGEMENT AND COMPLIANCE AGENCY	INSTALLATION OF 15KVA POWER INFRASTRUCTURE (INVERTER SOLAR SYSTEM)	5,000,000.00	-	-	0.0%	5,000,000.00

026200100100 - MINISTRY OF RURAL AND ENERGY DEVELOPMENT	Provision of Grants for Community Self Help Projects	2,000,000.00	-	-	0.0%	2,000,000.00
026200100100 - MINISTRY OF RURAL AND ENERGY DEVELOPMENT	GYB Rural Water for All (COVID-19 Responses)	100,000,000.00	-	-	0.0%	100,000,000.00
026200100100 - MINISTRY OF RURAL AND ENERGY DEVELOPMENT	Rural Electrification Schemes, Governor's Accelerated Electrification of Communities across the State.	2,000,000,000.00	2,707,423,730.03	3,982,932,698.92	199.1%	1,982,932,698.92
026200100100 - MINISTRY OF RURAL AND ENERGY DEVELOPMENT	Purchase Of Transformers	300,000,000.00	-	-	0.0%	300,000,000.00
026200100100 - MINISTRY OF RURAL AND ENERGY DEVELOPMENT	Purchase of Electrical Testing Equipment	20,000,000.00	-	-	0.0%	20,000,000.00
026200100100 - MINISTRY OF RURAL AND ENERGY DEVELOPMENT	ELECTRIFICATION OF CUSTECH ON 33KVLINE & ASSOCIATED ACCESSORIES & KOGI WEST SENATORIAL DISTRICT	500,000,000.00	-	-	0.0%	500,000,000.00
026200100100 - MINISTRY OF RURAL AND ENERGY DEVELOPMENT	Rural Feeder Roads	1,000,000.00	-	-	0.0%	1,000,000.00
026200100100 - MINISTRY OF RURAL AND ENERGY DEVELOPMENT	Overhauling of MRD Heavy Duty Equipment.	50,000,000.00	-	-	0.0%	50,000,000.00
026200100100 - MINISTRY OF RURAL AND ENERGY DEVELOPMENT	Rural Access and Agricultural marketing project	400,000,000.00	112,928,543.51	222,935,818.55	55.7%	177,064,181.45
031801100100 - KOGI STATE JUDICIAL SERVICE COMMISSION	Fire Preventive Device (JSC)	1,500,500.00	-	-	0.0%	1,500,500.00
031801100100 - KOGI STATE JUDICIAL SERVICE COMMISSION	Provision of Vehicle for Chairman & Members/Official/Utility Vehicle/Car Loan for Staff (JSC)	38,000,000.00	-	-	0.0%	38,000,000.00
031801100100 - KOGI STATE JUDICIAL SERVICE COMMISSION	Provision of Motorized Borehole (JSC)	1,000,000.00	-	-	0.0%	1,000,000.00
031801100100 - KOGI STATE JUDICIAL SERVICE COMMISSION	Computerization, Project (JSC)	4,000,000.00	340,100.00	340,100.00	8.5%	3,659,900.00
031801100100 - KOGI STATE JUDICIAL SERVICE COMMISSION	Provision of Generating Set, (JSC)	4,000,000.00	-	520,000.00	13.0%	3,480,000.00
031801100100 - KOGI STATE JUDICIAL SERVICE COMMISSION	Construction of Library Block to provide Archive for the Commission (JSC)	14,500,000.00	-	-	0.0%	14,500,000.00
031801100100 - KOGI STATE JUDICIAL SERVICE COMMISSION	Construction/Furnishing of Judicial Service Commission Secretariat	37,000,000.00	-	-	0.0%	37,000,000.00
031805100100 - HIGH COURT OF JUSTICE	Provision of Fire Preventive Device (HCJ)	5,000,000.00	-	-	0.0%	5,000,000.00
031805100100 - HIGH COURT OF JUSTICE	Construction and Equipping of Judiciary Medical Clinic at the High Court Complex	10,000,000.00	-	-	0.0%	10,000,000.00
031805100100 - HIGH COURT OF JUSTICE	Provision of Motorized Borehole with overhead Tank (HCJ)	10,000,000.00	-	-	0.0%	10,000,000.00
031805100100 - HIGH COURT OF JUSTICE	Purchase of 40nos of Laptop for Magistrate and Area Court Judges (HCJ)	10,000,000.00	-	-	0.0%	10,000,000.00
031805100100 - HIGH COURT OF JUSTICE	Provision of Central Communication System (Inter-Communication) at the High Court of Justice Complex	10,000,000.00	-	-	0.0%	10,000,000.00
031805100100 - HIGH COURT OF JUSTICE	Computerization of High Court to Provide Computer and Internet Services to all Court Buildings in the State	10,000,000.00	-	-	0.0%	10,000,000.00
031805100100 - HIGH COURT OF JUSTICE	Purchase of Ten (10Nos) Computers and Printers	5,000,000.00	-	-	0.0%	5,000,000.00

031805100100 - HIGH COURT OF JUSTICE	Construction of Family Court Project (Child Right Act Law) (HCJ)	5,000,000.00	-	-	0.0%	5,000,000.00
031805100100 - HIGH COURT OF JUSTICE	Construction of Multi-door Court House/Alternative Dispute Resolution Centre (HCJ)	30,000,000.00	-	-	0.0%	30,000,000.00
031805100100 - HIGH COURT OF JUSTICE	Ceremonial Court hall for High Court	5,000,000.00	-	-	0.0%	5,000,000.00
031805100100 - HIGH COURT OF JUSTICE	Construction & Furnishing of Staff Canteen at the High Court Complex	3,000,000.00	-	-	0.0%	3,000,000.00
031805100100 - HIGH COURT OF JUSTICE	Purchase of Staff 18 seaters Buse and Utility Vehicles (HCJ)	20,000,000.00	-	-	0.0%	20,000,000.00
031805100100 - HIGH COURT OF JUSTICE	Purchase of Vehicle for Chief Judge & other High Court Judges	10,000,000.00	-	-	0.0%	10,000,000.00
031805100100 - HIGH COURT OF JUSTICE	Purchase of 25Nos Gen. Set and accessories for all High courts in the State	10,000,000.00	-	-	0.0%	10,000,000.00
031805100100 - HIGH COURT OF JUSTICE	Purchase of Vehicle for Chief Registrar, DCR/Director & Magistrates (HCJ)	40,000,000.00	-	-	0.0%	40,000,000.00
031805100100 - HIGH COURT OF JUSTICE	Construction/Furnishing of Prototype Office Block to serve as Achives (HCJ)	20,000,000.00	-	-	0.0%	20,000,000.00
031805100100 - HIGH COURT OF JUSTICE	Purchase of Law Books and Book Shelve And other Library facilities (HCJ)	10,000,000.00	-	-	0.0%	10,000,000.00
031805100100 - HIGH COURT OF JUSTICE	Security Appliances and Gadgets for all Courts in the State (HCJ)	10,000,000.00	-	-	0.0%	10,000,000.00
031805100100 - HIGH COURT OF JUSTICE	Construction & Maintenance of Judges Quarters & other High Court of Justice Projects	20,000,000.00	-	-	0.0%	20,000,000.00
031805100100 - HIGH COURT OF JUSTICE	Construction of Guest House in Lokoja and Eight Zonal Offices (HCJ)	42,060,186.00	-	-	0.0%	42,060,186.00
031805100100 - HIGH COURT OF JUSTICE	Renovation/Rehabilitation of Court Buildings across the State (HCJ)	50,000,000.00	-	-	0.0%	50,000,000.00
031805100100 - HIGH COURT OF JUSTICE	Construction of Additional Court Building in the State (HCJ)	91,035,226.00	-	-	0.0%	91,035,226.00
031805100100 - HIGH COURT OF JUSTICE	Landscaping of High Court Complex, Lokoja	10,000,000.00	-	-	0.0%	10,000,000.00
031805100100 - HIGH COURT OF JUSTICE	Resurfacing of the Access Road and the Internal Road Network in the High Court Complex	5,000,000.00	-	-	0.0%	5,000,000.00
031805200100 - CUSTOMARY COURT OF APPEAL	Provision of Sophisticated Fire Fighting Equipment (CCA)	3,048,000.00	-	-	0.0%	3,048,000.00
031805200100 - CUSTOMARY COURT OF APPEAL	Construction/ Furnishing President's Court(CCA)/ Official Residence	10,096,000.00	1,640,000.00	3,940,000.00	39.0%	6,156,000.00
031805200100 - CUSTOMARY COURT OF APPEAL	Purchase of Vehicles for Judges, members and staff bus (CCA)	15,144,000.00	9,810,000.00	12,310,000.00	81.3%	2,834,000.00
031805200100 - CUSTOMARY COURT OF APPEAL	Other Customary Court of Appeal's Projects (Gen Set, and Computerization)	30,240,000.00	-	29,200,000.00	96.6%	1,040,000.00
031805200100 - CUSTOMARY COURT OF APPEAL	Construction of Library/Achive Office Block and Purchase of Law Books (Customary Court of Appeal)	150,000,000.00	20,210,000.00	20,210,000.00	13.5%	129,790,000.00
031805200100 - CUSTOMARY COURT OF APPEAL	Construction and Furnishing of prototype Court Houses outside Lokoja(Customary Court)	40,288,000.00	-	-	0.0%	40,288,000.00

031805200100 - CUSTOMARY COURT OF APPEAL	Construction and Furnishing of prototype Admin. Office Block.(CCA)	40,000,000.00	-	-	0.0%	40,000,000.00
031805200100 - CUSTOMARY COURT OF APPEAL	Provision of security Services at Customary Court of Appeal	10,048,000.00	-	-	0.0%	10,048,000.00
031805300100 - SHARIA COURT OF APPEAL	Construction of Upper Sheria Court Building	30,000,000.00	-	-	0.0%	30,000,000.00
031805300100 - SHARIA COURT OF APPEAL	Construction of lower Sheria Court Building	25,500,000.00	-	-	0.0%	25,500,000.00
031805300100 - SHARIA COURT OF APPEAL	Provision of Borehole with Overhead Tank at the Sharia Court Headquarters	8,415,000.00	-	-	0.0%	8,415,000.00
031805300100 - SHARIA COURT OF APPEAL	Provision of Computer Set & Accessories to all Sharia Court Chambers & Directorates	1,000,000.00	707,300.00	707,300.00	70.7%	292,700.00
031805300100 - SHARIA COURT OF APPEAL	Sharia Court of Appeal Headquarter Building Project	200,000,000.00	-	-	0.0%	200,000,000.00
031805300100 - SHARIA COURT OF APPEAL	Purchase of Vehicle for Chief Registrar, & Directors in Sharia Court of Appeal	45,000,000.00	-	-	0.0%	45,000,000.00
031805300100 - SHARIA COURT OF APPEAL	Purchase of Vehicle for Grand Khadis and other Khadis including staff Bus	55,000,000.00	-	-	0.0%	55,000,000.00
031805300100 - SHARIA COURT OF APPEAL	Purchase of Generating Sets for Sharia Court	12,000,000.00	-	-	0.0%	12,000,000.00
031805300100 - SHARIA COURT OF APPEAL	Security, Fire Preventive and Safety Appliances for Sharia Court of Appeal	3,500,000.00	-	-	0.0%	3,500,000.00
031805300100 - SHARIA COURT OF APPEAL	Purchase of Law Books and Library Facility (Sharia)	5,000,000.00	895,000.00	2,320,000.00	46.4%	2,680,000.00
031805300100 - SHARIA COURT OF APPEAL	Construction of Office Block To serve as Archives	15,000,000.00	-	-	0.0%	15,000,000.00
031805300100 - SHARIA COURT OF APPEAL	Rehabilitation/Upgrading of Sharia Court of Appeal Buildings	52,000,000.00	-	-	0.0%	52,000,000.00
032600100100 - MINISTRY OF JUSTICE	Revision and Printing of Revised Laws of Kogi State	77,000,000.00	-	-	0.0%	77,000,000.00
032600100100 - MINISTRY OF JUSTICE	Construction of 12 Area Offices in Kabba, Okpo, Ihima, Abejukolo, Idah and Ugwolowo	56,000,000.00	-	-	0.0%	56,000,000.00
032600100100 - MINISTRY OF JUSTICE	Construction of Office Complex for Ministry of Justice	130,000,000.00	-	-	0.0%	130,000,000.00
032600700100 - KOGI STATE OFFICE OF THE PUBLIC DEFENDER AND CITIZENS' RIGHTS COMMISSION	Construction of Office Accomodation for public defender and Citizen's Right Commission	24,000,000.00	-	-	0.0%	24,000,000.00
051300100100 - MINISTRY OF YOUTH & SPORTS	NYSC Permanent Orientation Camp Projects (Fencing)	50,000,000.00	-	-	0.0%	50,000,000.00
051300100100 - MINISTRY OF YOUTH & SPORTS	LABOUR INTENSIVE PUBLIC WORKS for Business Development(CARES)	101,500,000.00	-	-	0.0%	101,500,000.00
051300100100 - MINISTRY OF YOUTH & SPORTS	Quartely Summit of all Tertiary Students Bodies in Kogi State	25,000,000.00	-	-	0.0%	25,000,000.00
051300100100 - MINISTRY OF YOUTH & SPORTS	National Association of Kogi State Students annual Convention to Enhace Capacity Development	7,000,000.00	-	-	0.0%	7,000,000.00
051300100100 - MINISTRY OF YOUTH & SPORTS	Youth Advancement and Development for YESSO PWF (GCCC).	11,000,000.00	-	-	0.0%	11,000,000.00



051300100100 - MINISTRY OF YOUTH & SPORTS	Construction and Equipping of Skill Acquisition Centres/Youth Empowerment Scheme	16,000,000.00	-	-	0.0%	16,000,000.00
051300100100 - MINISTRY OF YOUTH & SPORTS	Construction of: (A) 45x25m Handball Court (B) 25x18m Basketball Court (C ) 23x12m Volleyball Court, Each in the 3 Senatorial District with Asphalt Overlay	3,000,000.00	-	-	0.0%	3,000,000.00
051300100100 - MINISTRY OF YOUTH & SPORTS	Renovation of Multi-Purpose Indoor Sports Hall at Lokongoma Sports Centre	8,000,000.00	-	-	0.0%	8,000,000.00
051300100100 - MINISTRY OF YOUTH & SPORTS	Provision of Arena Equipment including Furnishing of Offices	55,000,000.00	-	-	0.0%	55,000,000.00
051300100100 - MINISTRY OF YOUTH & SPORTS	Renovation/Upgrading of Confluence Stadium to FIFA Standard	120,000,000.00	-	-	0.0%	120,000,000.00
051300100100 - MINISTRY OF YOUTH & SPORTS	Construction of Lawn Tennis Complex and Standard Swimming Pool.	50,000,000.00	-	-	0.0%	50,000,000.00
051300100100 - MINISTRY OF YOUTH & SPORTS	Youths Mobilisation Programmes	38,780,000.00	-	-	0.0%	38,780,000.00
051300100100 - MINISTRY OF YOUTH & SPORTS	Creation and Development of Database of Youths Organisation active in Development Cooperation	2,000,000.00	-	-	0.0%	2,000,000.00
051300100100 - MINISTRY OF YOUTH & SPORTS	YESSO Skill for Job (S4J) (GCCC) to Enhance Capacity Development	2,000,000.00	-	-	0.0%	2,000,000.00
051400100100 - MINISTRY OF WOMEN AFFAIRS AND SOCIAL DEVELOPMENT	Implementation on Kogi State Action Plan on Peace and Security for Women and Children COVID-19 RESPONSE	21,000,000.00	-	-	0.0%	21,000,000.00
051400100100 - MINISTRY OF WOMEN AFFAIRS AND SOCIAL DEVELOPMENT	Procurement of Security Gadgets for State Counter Terrorism	14,000,000.00	-	-	0.0%	14,000,000.00
051400100100 - MINISTRY OF WOMEN AFFAIRS AND SOCIAL DEVELOPMENT	Renovation of Ministry's Day Care Centre at FAREC	14,000,000.00	-	-	0.0%	14,000,000.00
051400100100 - MINISTRY OF WOMEN AFFAIRS AND SOCIAL DEVELOPMENT	Sustainable Programme for Orphan and Vulnerable Children in Kogi State	14,000,000.00	-	-	0.0%	14,000,000.00
051400100100 - MINISTRY OF WOMEN AFFAIRS AND SOCIAL DEVELOPMENT	Renovation and Equipping Drop in Centre Aloma	10,000,000.00	-	-	0.0%	10,000,000.00
051400100100 - MINISTRY OF WOMEN AFFAIRS AND SOCIAL DEVELOPMENT	GYB Initiative and Empowerment within the 21 LGA of the State COVID-19 RESPONSE	17,500,000.00	-	-	0.0%	17,500,000.00
051400100100 - MINISTRY OF WOMEN AFFAIRS AND SOCIAL DEVELOPMENT	Participation & Protection Services for Children	3,500,000.00	-	-	0.0%	3,500,000.00
051400100100 - MINISTRY OF WOMEN AFFAIRS AND SOCIAL DEVELOPMENT	Construction of the Government Children's Reception Centre/Orphanage Home In Lokoja COVID-19 RESPONSE	13,700,000.00	-	-	0.0%	13,700,000.00
051400100100 - MINISTRY OF WOMEN AFFAIRS AND SOCIAL DEVELOPMENT	Equipping of Rehabilitation Centre for the Disabled COVID-19 RESPONSE	6,400,000.00	-	-	0.0%	6,400,000.00

051400100100 - MINISTRY OF WOMEN AFFAIRS AND SOCIAL DEVELOPMENT	Establishment of Day Care Centre for Elderly	14,000,000.00	-	-	0.0%	14,000,000.00
051400100100 - MINISTRY OF WOMEN AFFAIRS AND SOCIAL DEVELOPMENT	Furnishing of Rehabilitation Centre for the Disable	8,400,000.00	-	-	0.0%	8,400,000.00
051400100100 - MINISTRY OF WOMEN AFFAIRS AND SOCIAL DEVELOPMENT	Kogi State Intervention for Widows and Orphans to Establish Business Centre (SIP) COVID-19 RESPONSE	20,000,000.00	-	-	0.0%	20,000,000.00
051400100100 - MINISTRY OF WOMEN AFFAIRS AND SOCIAL DEVELOPMENT	Kogi State Intervention for the Physically Challenged Supporting Equipment (SIP) COVID-19 RESPONSE	42,000,000.00	-	-	0.0%	42,000,000.00
051400100100 - MINISTRY OF WOMEN AFFAIRS AND SOCIAL DEVELOPMENT	SOCIAL TRANSFER AND LIVELIHOOD GRANT (CARES)	162,000,000.00	-	-	0.0%	162,000,000.00
051400100100 - MINISTRY OF WOMEN AFFAIRS AND SOCIAL DEVELOPMENT	KOGI STATE INTERVENTION ON SEXUAL/GENDER VIOLENCE OPERATION/DATA MANAGEMENT EQUIPMENT	40,000,000.00	-	-	0.0%	40,000,000.00
051400100100 - MINISTRY OF WOMEN AFFAIRS AND SOCIAL DEVELOPMENT	Construction of Nursery/Primary School, Gadumo including Fencing for COVID-19 RESPONSE	28,000,000.00	-	-	0.0%	28,000,000.00
051400100100 - MINISTRY OF WOMEN AFFAIRS AND SOCIAL DEVELOPMENT	Construction of Sprinter Humanitarian Centre, Okura	3,500,000.00	-	-	0.0%	3,500,000.00
051400100100 - MINISTRY OF WOMEN AFFAIRS AND SOCIAL DEVELOPMENT	Furnishing of Ministry of Women Affairs Office Complex	7,000,000.00	-	-	0.0%	7,000,000.00
051400100100 - MINISTRY OF WOMEN AFFAIRS AND SOCIAL DEVELOPMENT	Women Empowerment (3 Senatorial Districts)	26,000,000.00	-	-	0.0%	26,000,000.00
051400100100 - MINISTRY OF WOMEN AFFAIRS AND SOCIAL DEVELOPMENT	Credit Facilities to Women Groups e.g Widows/Women fund for Economic Empowerment (WOFE)	11,439,999.00	-	-	0.0%	11,439,999.00
051400100100 - MINISTRY OF WOMEN AFFAIRS AND SOCIAL DEVELOPMENT	Annual National Council Conference for Women Affairs and Social Development to Enhance Capacity Development	12,000,000.00	-	-	0.0%	12,000,000.00
051400100100 - MINISTRY OF WOMEN AFFAIRS AND SOCIAL DEVELOPMENT	Construction of Remand Home and Juvenile Court, Lokoja	21,000,000.00	-	-	0.0%	21,000,000.00
051400100100 - MINISTRY OF WOMEN AFFAIRS AND SOCIAL DEVELOPMENT	Renovation of Amusement Parks Lokoja	14,000,000.00	-	-	0.0%	14,000,000.00
051400200100 - KOGI STATE OFFICE FOR DISABILITY AFFAIRS	EQUIPPING OF REHABILITATION CENTRE FOR THE DISABLED	6,400,000.00	-	-	0.0%	6,400,000.00
051400200100 - KOGI STATE OFFICE FOR DISABILITY AFFAIRS	FURNISHING OF REHABILITATION CENTRE FOR THE DISABLE	8,400,000.00	-	-	0.0%	8,400,000.00
051400200100 - KOGI STATE OFFICE FOR DISABILITY AFFAIRS	CONSTRUCTION OF KOGI STATE REHABILITY AND SKILL ACQUISITION CENTRE FOR PERSON WITH DISABILITY	40,000,000.00	-	-	0.0%	40,000,000.00

051700100100 - MINISTRY OF EDUCATION, SCIENCE AND TECHNOLOGY	Construction of Headquarter and 21 Offices for Quality Assurance and furnishing	15,000,000.00	-	-	0.0%	15,000,000.00
051700100100 - MINISTRY OF EDUCATION, SCIENCE AND TECHNOLOGY	Strengthening of Guardian and Counselling Centres in Schools	10,000,000.00	-	-	0.0%	10,000,000.00
051700100100 - MINISTRY OF EDUCATION, SCIENCE AND TECHNOLOGY	Renovation Community Secondary School Agassa and Two Others	50,000,000.00	-	-	0.0%	50,000,000.00
051700100100 - MINISTRY OF EDUCATION, SCIENCE AND TECHNOLOGY	Renovation of community Secondary Olowa and Others	6,000,000.00	-	-	0.0%	6,000,000.00
051700100100 - MINISTRY OF EDUCATION, SCIENCE AND TECHNOLOGY	Government Intervention on Payment of WAEC Fees, JAMB/Scholarship (SIP)	100,000,000.00	-	-	0.0%	100,000,000.00
051700100100 - MINISTRY OF EDUCATION, SCIENCE AND TECHNOLOGY	Supply of Science, Technical and Vocational Equipment to 21 Government Science and Technical Colleges and 21 Government Schools in 21 LGA.	50,000,000.00	-	-	0.0%	50,000,000.00
051700100100 - MINISTRY OF EDUCATION, SCIENCE AND TECHNOLOGY	Supply of Customized Text Books to Schools (MOEHQ) including Instructional Materials	50,981,025.00	-	-	0.0%	50,981,025.00
051700100100 - MINISTRY OF EDUCATION, SCIENCE AND TECHNOLOGY	Maths Improvement Project (GCCC)	20,000,000.00	-	-	0.0%	20,000,000.00
051700100100 - MINISTRY OF EDUCATION, SCIENCE AND TECHNOLOGY	Education Sector Analysis/Development/Review of State Ministerial Strategic Plan	10,000,000.00	-	-	0.0%	10,000,000.00
051700100100 - MINISTRY OF EDUCATION, SCIENCE AND TECHNOLOGY	Renovation of State Library Complex/Provision of Readers Infrastructure and Books	53,500,000.00	-	-	0.0%	53,500,000.00
051700100100 - MINISTRY OF EDUCATION, SCIENCE AND TECHNOLOGY	Education Management Information System (NEMIS) MOE Headquarters	15,000,000.00	-	14,351,900.00	95.7%	648,100.00
051700100100 - MINISTRY OF EDUCATION, SCIENCE AND TECHNOLOGY	Education for All/SDG4	10,000,000.00	-	4,305,000.00	43.1%	5,695,000.00
051700100100 - MINISTRY OF EDUCATION, SCIENCE AND TECHNOLOGY	State Education Summit and Sector Plan (SESP)	30,000,000.00	-	-	0.0%	30,000,000.00
051700100100 - MINISTRY OF EDUCATION, SCIENCE AND TECHNOLOGY	Procurement of Sport Equipment and Organising Competitions in Schools	50,000,000.00	-	-	0.0%	50,000,000.00
051700100100 - MINISTRY OF EDUCATION, SCIENCE AND TECHNOLOGY	Establishment of School Base Committee in 285 Grant Aided Secondary Schools	7,500,000.00	-	-	0.0%	7,500,000.00
051700100100 - MINISTRY OF EDUCATION, SCIENCE AND TECHNOLOGY	Education Resource Centre	50,000,000.00	-	-	0.0%	50,000,000.00

051700100100 - MINISTRY OF EDUCATION, SCIENCE AND TECHNOLOGY	Kogi Wide Academic Excellence Competition (4th Edition)	10,000,000.00	-	-	0.0%	10,000,000.00
051700100100 - MINISTRY OF EDUCATION, SCIENCE AND TECHNOLOGY	Renovation/Rehabilitation of Schools and Perimeter Fencing Across the State (All LGA)	300,000,000.00	-	-	0.0%	300,000,000.00
051700100100 - MINISTRY OF EDUCATION, SCIENCE AND TECHNOLOGY	Government Intervention on Science, e-Library, CBT Centres (SIP)	50,000,000.00	-	-	0.0%	50,000,000.00
051700100100 - MINISTRY OF EDUCATION, SCIENCE AND TECHNOLOGY	State Subsidy for State Examination: Basic 6 Evaluation Examination	46,000,000.00	-	-	0.0%	46,000,000.00
051700100100 - MINISTRY OF EDUCATION, SCIENCE AND TECHNOLOGY	Provision of Equal Access to Quality Education (ECCDE/BASIC)	50,000,000.00	-	-	0.0%	50,000,000.00
051700100100 - MINISTRY OF EDUCATION, SCIENCE AND TECHNOLOGY	Inclusive Education (Learners with Special Needs)	50,000,000.00	-	-	0.0%	50,000,000.00
051700100100 - MINISTRY OF EDUCATION, SCIENCE AND TECHNOLOGY	Girls Child Education in UBE/Post Basic	50,000,000.00	-	-	0.0%	50,000,000.00
051700100100 - MINISTRY OF EDUCATION, SCIENCE AND TECHNOLOGY	Reduction of out of School Children Rate from 60% to 35% Programme	50,000,000.00	-	-	0.0%	50,000,000.00
051700100100 - MINISTRY OF EDUCATION, SCIENCE AND TECHNOLOGY	E-LEARNING/LESSON PROGRAMME FOR STUDENTS PUPILS AND STUDENTS IN THE THREE SENATORIAL DISTRICTS	167,300,000.00	-	-	0.0%	167,300,000.00
051700100100 - MINISTRY OF EDUCATION, SCIENCE AND TECHNOLOGY	Renovation/Remodelling of Secondary Schools Across the State	4,202,490,979.00	-	-	0.0%	4,202,490,979.00
051700100100 - MINISTRY OF EDUCATION, SCIENCE AND TECHNOLOGY	Provision for Student Financing (Bursary Award) for Education Development	50,000,000.00	-	-	0.0%	50,000,000.00
051700100100 - MINISTRY OF EDUCATION, SCIENCE AND TECHNOLOGY	Provision of Learning Infrastructure in public schools	50,000,000.00	-	-	0.0%	50,000,000.00
051700100100 - MINISTRY OF EDUCATION, SCIENCE AND TECHNOLOGY	Disinfectant of Schools, motorized borehole for Water Supply in schools and Advocacy on Back-to-School	70,760,000.00	-	-	0.0%	70,760,000.00
051700100100 - MINISTRY OF EDUCATION, SCIENCE AND TECHNOLOGY	Construction of VIP Toilets and Sanitation for Schools	136,440,000.00	-	-	0.0%	136,440,000.00
051700100100 - MINISTRY OF EDUCATION, SCIENCE AND TECHNOLOGY	Infrared Thermometer for Temperature Reading and First Aids Kits	19,800,000.00	-	-	0.0%	19,800,000.00
051700100100 - MINISTRY OF EDUCATION, SCIENCE AND TECHNOLOGY	Establishment Ejegbo Community Secondary School	40,000,000.00	-	-	0.0%	40,000,000.00
051700100100 - MINISTRY OF EDUCATION, SCIENCE AND TECHNOLOGY	PROVISION OF SECURITY GADGETS AND SEFETY MATERIAL IN PUBLIC SCHOOLS	10,000,000.00	-	-	0.0%	10,000,000.00

051700100100 - MINISTRY OF EDUCATION, SCIENCE AND TECHNOLOGY	PROVISION OF EQUIPMENT AND LEARNIG MATERIALS TO AIDS GENDER ISSUES IN BASIC AND POST BASIC EDUCATION	100,000,000.00	-	-	0.0%	100,000,000.00
051700100100 - MINISTRY OF EDUCATION, SCIENCE AND TECHNOLOGY	Accreditation of Technical Schools Courses (Ankpa, Idah, Oboroke and Mopa)	40,000,000.00	-	-	0.0%	40,000,000.00
051700100100 - MINISTRY OF EDUCATION, SCIENCE AND TECHNOLOGY	Preparation of School Lands for Agriculture and Agricultural Vocational courses	20,000,000.00	-	-	0.0%	20,000,000.00
051700100100 - MINISTRY OF EDUCATION, SCIENCE AND TECHNOLOGY	RENOVATION/UPGRADING OF EXISTING TECHNICAL SCHOOLS (ANKPA, IDAH, OBOROKE AND MOPA)	270,000,000.00	-	-	0.0%	270,000,000.00
051700100100 - MINISTRY OF EDUCATION, SCIENCE AND TECHNOLOGY	Provision of Vocational Skills Equipment to 21 LGAs Skill Centres for Youths and Adult Education	50,000,000.00	-	-	0.0%	50,000,000.00
051700100100 - MINISTRY OF EDUCATION, SCIENCE AND TECHNOLOGY	Provision of Motorcycles for 21 Area Evaluators (Inspectors) in 21 LGAs	10,500,000.00	-	-	0.0%	10,500,000.00
051700100100 - MINISTRY OF EDUCATION, SCIENCE AND TECHNOLOGY	Renovations and Expansion of Learning Environment in 42 Schools 2 per LGA (GYB Lagacy/Model School Projects)	100,000,000.00	-	-	0.0%	100,000,000.00
051700100100 - MINISTRY OF EDUCATION, SCIENCE AND TECHNOLOGY	Scholarship for Teachers in Training/Medicine Students Farmed Out in Other University	50,000,000.00	-	-	0.0%	50,000,000.00
051700100100 - MINISTRY OF EDUCATION, SCIENCE AND TECHNOLOGY	Provision of Curriculumms and Teaching Aids for Mass Literacy	50,000,000.00	-	-	0.0%	50,000,000.00
051700100100 - MINISTRY OF EDUCATION, SCIENCE AND TECHNOLOGY	Renovation of Abdulaziz Atta Memorial School, Okene	200,000,000.00	-	-	0.0%	200,000,000.00
051700100100 - MINISTRY OF EDUCATION, SCIENCE AND TECHNOLOGY	Renovation of GSS Ogaminana, Adavi	100,000,000.00	-	-	0.0%	100,000,000.00
051700100100 - MINISTRY OF EDUCATION, SCIENCE AND TECHNOLOGY	Renovation of Okene Secondary School	75,000,000.00	-	-	0.0%	75,000,000.00
051700100100 - MINISTRY OF EDUCATION, SCIENCE AND TECHNOLOGY	Upgrading of Science Laboratory in all Special Science Secondary Schools	65,000,000.00	-	-	0.0%	65,000,000.00
051700100100 - MINISTRY OF EDUCATION, SCIENCE AND TECHNOLOGY	Special Education (leaners with special need)	50,000,000.00	-	-	0.0%	50,000,000.00
051700100100 - MINISTRY OF EDUCATION, SCIENCE AND TECHNOLOGY	Supply of equipment to the Workshop of Government Technical Schools	100,000,000.00	-	-	0.0%	100,000,000.00
051700100100 - MINISTRY OF EDUCATION, SCIENCE AND TECHNOLOGY	HUMAN CAPITAL DEVELOPMENT(HCD) SENSITIZATION, ADVOCACY, TRAINING ON CAPACITY BUILDING AND DEVELOPMENT	10,000,000.00	-	-	0.0%	10,000,000.00

051700100100 - MINISTRY OF EDUCATION, SCIENCE AND TECHNOLOGY	Renovation ,Sinking of Borehole and provision of desk in Government Girls Model Science Secondary School, Ogbonicha	75,000,000.00	-	-	0.0%	75,000,000.00
051700100100 - MINISTRY OF EDUCATION, SCIENCE AND TECHNOLOGY	Provision of 2 Nos OF Computers, Printers, Photocopiers and others accessories for Ministry of Education Headquarters	10,000,000.00	-	-	0.0%	10,000,000.00
051700100100 - MINISTRY OF EDUCATION, SCIENCE AND TECHNOLOGY	Government Intervention on ICT Park/Hub (SIP)	50,000,000.00	-	-	0.0%	50,000,000.00
051700100100 - MINISTRY OF EDUCATION, SCIENCE AND TECHNOLOGY	Computerisation in 21 Centres	34,000,000.00	-	-	0.0%	34,000,000.00
051700100100 - MINISTRY OF EDUCATION, SCIENCE AND TECHNOLOGY	Construction of additional office complex for Ministry of Education and Renovation of upstairs block.	10,000,000.00	-	-	0.0%	10,000,000.00
051700100100 - MINISTRY OF EDUCATION, SCIENCE AND TECHNOLOGY	Restructuring of the general store at the Ministry of Education, Science and Technology Headquarter.	10,000,000.00	-	-	0.0%	10,000,000.00
051700100100 - MINISTRY OF EDUCATION, SCIENCE AND TECHNOLOGY	Staff Trainig	10,000,000.00	-	-	0.0%	10,000,000.00
051700100100 - MINISTRY OF EDUCATION, SCIENCE AND TECHNOLOGY	Construction of Bio-Tech Production Projects Centre (Soap, Hand Sanitizer etc)	10,000,000.00	-	-	0.0%	10,000,000.00
051700200100 - STATE UNIVERSAL BASIC EDUCATION BOARD	CONSTRUCTION/RENOVATION OF SCHOOL BUILDINGS/SCHOOL FURNITURES/BOREHOLE/VIP TOILETS	1,289,519,000.00	304,978,392.01	770,349,438.72	59.7%	519,169,561.28
051700200100 - STATE UNIVERSAL BASIC EDUCATION BOARD	SUPPLY OF TOOLS AND DRUGS TO DEWORMING SCHOOL BASED STUDENTS FROM PRIMARY1 TO JSS3 IN KOGI STATE	210,481,000.00	-	-	0.0%	210,481,000.00
051701800100 - KOGI STATE POLYTECHNIC, LOKOJA	Provision of Additional Structures/Perimeter Fencing/Pedestrian Bridge and Maintenance of existing Ones at the Kogi State Polytechnic Lokoja Projects including Purchase of Vehicles	318,750,000.00	-	47,357,371.62	14.9%	271,392,628.38
051701800100 - KOGI STATE POLYTECHNIC, LOKOJA	Accreditation of Courses in Kogi Polytechnic, Lokoja.	62,500,000.00	-	11,805,473.42	18.9%	50,694,526.58
051701800100 - KOGI STATE POLYTECHNIC, LOKOJA	Construction/Equipping of Laboratories for Engineering Courses in Kogi State Polytechnic, Lokoja	29,650,000.00	-	-	0.0%	29,650,000.00
051701800100 - KOGI STATE POLYTECHNIC, LOKOJA	Establishment of School of Agricultural Engineering	318,750,000.00	-	-	0.0%	318,750,000.00
051701900100 - COLLEGE OF EDUCATION, ANKPA	Accreditation of Courses in College of Education (COE), Ankpa	64,619,580.00	-	-	0.0%	64,619,580.00
051701900100 - COLLEGE OF EDUCATION, ANKPA	Expansion of Facilities(Lecture Hall) at College of Education, Ankpa	150,000,000.00	7,400,000.00	7,400,000.00	4.9%	142,600,000.00
051702000100 - COLLEGE OF EDUCATION TECHNICAL, KABBA	College of Education (Technical), Kabba Project of Buildings and Maintenance	286,000,000.00	-	-	0.0%	286,000,000.00

051702000100 - COLLEGE OF EDUCATION TECHNICAL, KABBA	Accreditation of All Courses at COE Technical Kabba	330,000,000.00	-	-	0.0%	330,000,000.00
051702100100 - PRINCE ABUBAKAR AUDU UNIVERSITY, ANYIGBA	Renovation/Expansion of University Clinic	100,000,000.00	7,571,990.00	48,461,438.00	48.5%	51,538,562.00
051702100100 - PRINCE ABUBAKAR AUDU UNIVERSITY, ANYIGBA	Construction/Maintenance of Student Hotels (KSU)	50,000,000.00	19,676,980.00	38,042,480.00	76.1%	11,957,520.00
051702100100 - PRINCE ABUBAKAR AUDU UNIVERSITY, ANYIGBA	Accreditation of Courses at KSU, Anyigba	200,000,000.00	64,386,209.00	148,631,809.00	74.3%	51,368,191.00
051702100100 - PRINCE ABUBAKAR AUDU UNIVERSITY, ANYIGBA	1% Educational Development Fund Project	200,000,000.00	82,385,558.00	82,385,558.00	41.2%	117,614,442.00
051702100100 - PRINCE ABUBAKAR AUDU UNIVERSITY, ANYIGBA	Renovation of University Guest House	100,000,000.00	17,199,850.00	54,234,850.00	54.2%	45,765,150.00
051702100100 - PRINCE ABUBAKAR AUDU UNIVERSITY, ANYIGBA	Kogi State University perimeter fencing	200,000,000.00	9,875,800.00	144,398,217.10	72.2%	55,601,782.90
051702100100 - PRINCE ABUBAKAR AUDU UNIVERSITY, ANYIGBA	CONSTRUCTION/PROVISION OF SPORTING FACILITIES	100,000,000.00	-	25,302,000.00	25.3%	74,698,000.00
051702100100 - PRINCE ABUBAKAR AUDU UNIVERSITY, ANYIGBA	CLOUD COMPUTING AND ACCOUNTING SYSTEM SOFTWARE	50,000,000.00	9,801,406.00	38,404,406.00	76.8%	11,595,594.00
051702100100 - PRINCE ABUBAKAR AUDU UNIVERSITY, ANYIGBA	Purchase of 4 Nos of Official Vehicles for Principal Officer	100,000,000.00	-	550,000.00	0.6%	99,450,000.00
051702100100 - PRINCE ABUBAKAR AUDU UNIVERSITY, ANYIGBA	CONSTRUCTION/RENOVATION OF PRINTING PRESS BUILDING	100,000,000.00	5,357,170.00	45,657,170.00	45.7%	54,342,830.00
051702100100 - PRINCE ABUBAKAR AUDU UNIVERSITY, ANYIGBA	Road Construction/Rehabilitation(KSU Internal Roads)	240,000,000.00	7,450,400.00	246,813,321.77	102.8%	6,813,321.77
051702500100 - CONFLUENCE UNIVERSITY OF SCIENCE AND TECHNOLOGY (CUSTECH), OSARA	Purchase of 4nos of Motor Vehicles (Hilux)	600,000,000.00	8,417,372.49	596,006,894.29	99.3%	3,993,105.71
051702500100 - CONFLUENCE UNIVERSITY OF SCIENCE AND TECHNOLOGY (CUSTECH), OSARA	PURCHASE OF 40 nos of COMPUTERS	72,000,000.00	10,228,625.00	10,228,625.00	14.2%	61,771,375.00
051702500100 - CONFLUENCE UNIVERSITY OF SCIENCE AND TECHNOLOGY (CUSTECH), OSARA	PURCHASE OF 3 nos of PHOTOCOPYING MACHINES	10,000,000.00	-	-	0.0%	10,000,000.00
051702500100 - CONFLUENCE UNIVERSITY OF SCIENCE AND TECHNOLOGY (CUSTECH), OSARA	PURCHASE OF LIBRARY BOOKS & EQUIPMENT	30,000,000.00	-	6,747,415.00	22.5%	23,252,585.00
051702500100 - CONFLUENCE UNIVERSITY OF SCIENCE AND TECHNOLOGY (CUSTECH), OSARA	Construction/Equipping of Admin. Block (CUSTECH)	150,000,000.00	-	-	0.0%	150,000,000.00
051702500100 - CONFLUENCE UNIVERSITY OF SCIENCE AND TECHNOLOGY (CUSTECH), OSARA	Construction/Equipping Staff Quarters (CUSTECH)	20,000,000.00	-	-	0.0%	20,000,000.00
051702500100 - CONFLUENCE UNIVERSITY OF SCIENCE AND TECHNOLOGY (CUSTECH), OSARA	Construction/Equipping of University Library (CUSTECH)	100,000,000.00	-	-	0.0%	100,000,000.00
051702500100 - CONFLUENCE UNIVERSITY OF SCIENCE AND TECHNOLOGY (CUSTECH), OSARA	Construction/Equipping of University Clinic (CUSTECH)	100,000,000.00	-	-	0.0%	100,000,000.00
051702500100 - CONFLUENCE UNIVERSITY OF SCIENCE AND TECHNOLOGY (CUSTECH), OSARA	Provision of Water Facilities (CUSTECH)	50,000,000.00	-	-	0.0%	50,000,000.00



051702500100 - CONFLUENCE UNIVERSITY OF SCIENCE AND TECHNOLOGY (CUSTECH), OSARA	Construction/Maintenance of Student Hotels (CUSTECH)	100,000,000.00	-	-	0.0%	100,000,000.00
051702500100 - CONFLUENCE UNIVERSITY OF SCIENCE AND TECHNOLOGY (CUSTECH), OSARA	CONSTRUCTION/EQUIPPING OF COLLEGE OF MEDICINE, FACULTY OF ENGINEERING, SENATE BUILDING AND FACULTY OF COMPUTING AND INFORMATION TECHNOLOGY (CUSTECH)	1,900,000,000.00	-	450,953,015.14	23.7%	1,449,046,984.86
051702500100 - CONFLUENCE UNIVERSITY OF SCIENCE AND TECHNOLOGY (CUSTECH), OSARA	CONSTRUCTION/PROVISION OF SPORTING FACILITIES (CUSTECH)	50,000,000.00	-	-	0.0%	50,000,000.00
051702500100 - CONFLUENCE UNIVERSITY OF SCIENCE AND TECHNOLOGY (CUSTECH), OSARA	CONSTRUCTION/PROVISION OF RECREATIONAL FACILITIES (CUSTECH)	30,000,000.00	-	-	0.0%	30,000,000.00
051702500100 - CONFLUENCE UNIVERSITY OF SCIENCE AND TECHNOLOGY (CUSTECH), OSARA	PURCHASE AND INSTALLATION OF SECURITY GADGETS	56,000,000.00	-	32,116,000.00	57.4%	23,884,000.00
051702500100 - CONFLUENCE UNIVERSITY OF SCIENCE AND TECHNOLOGY (CUSTECH), OSARA	Construction of CUSTECH Internal Roads	1,000,000,000.00	633,826,312.51	1,129,257,022.09	112.9%	129,257,022.09
051706500100 - NIGERIA-KOREA FRIENDSHIP INSTITUTE	Construction of Administration Block at Nigeria Korea Friendship Institute	15,000,000.00	-	-	0.0%	15,000,000.00
051706500100 - NIGERIA-KOREA FRIENDSHIP INSTITUTE	Construction of Library Block at Nigeria Korea Institute	15,000,000.00	-	-	0.0%	15,000,000.00
051706500100 - NIGERIA-KOREA FRIENDSHIP INSTITUTE	Construction of 2 Blocks of Hostel at Nigeria Korea Institute	50,000,000.00	-	-	0.0%	50,000,000.00
051706500100 - NIGERIA-KOREA FRIENDSHIP INSTITUTE	Construction of Block of Clinic at Nigeria Korea Institute	10,000,000.00	-	-	0.0%	10,000,000.00
051706500100 - NIGERIA-KOREA FRIENDSHIP INSTITUTE	Construction and Equipping of ICT Laboratory Block	70,000,000.00	-	-	0.0%	70,000,000.00
051706500100 - NIGERIA-KOREA FRIENDSHIP INSTITUTE	Construction of Lecture Hall at Nigeria-Korea friendship Institute	20,000,000.00	-	-	0.0%	20,000,000.00
051706500100 - NIGERIA-KOREA FRIENDSHIP INSTITUTE	Purchase of Library Books and Equipment	20,000,000.00	-	-	0.0%	20,000,000.00
051706500100 - NIGERIA-KOREA FRIENDSHIP INSTITUTE	Construction of Perimeter Fencing for Nigeria-Korea friendship Institute	33,205,426.00	-	-	0.0%	33,205,426.00
051706500100 - NIGERIA-KOREA FRIENDSHIP INSTITUTE	Connection of NKFI Electricity to National Grade	6,000,000.00	-	-	0.0%	6,000,000.00
052100100100 - MINISTRY OF HEALTH	Procurement of Drugs and Health Equipment to be Distributed to State Hospitals (State Medical Store)	50,000,000.00	-	-	0.0%	50,000,000.00
052100100100 - MINISTRY OF HEALTH	Rehabilitation of some General and Cottage Hospitals in the State	500,000,000.00	-	-	0.0%	500,000,000.00
052100100100 - MINISTRY OF HEALTH	Construction of General Hospital Icheke	40,366,000.00	-	-	0.0%	40,366,000.00
052100100100 - MINISTRY OF HEALTH	Construction of 40 Bed Cottage Hospital Odu Ogboyaga including Equipment (BD)	36,288,000.00	-	-	0.0%	36,288,000.00
052100100100 - MINISTRY OF HEALTH	Maintenance of World Bank Assisted-Health System Development Project II in 21 LGA	3,024,000.00	-	-	0.0%	3,024,000.00

052100100100 - MINISTRY OF HEALTH	Incinerator 3 Nos	27,216,000.00	-	-	0.0%	27,216,000.00
052100100100 - MINISTRY OF HEALTH	Health Management Information System	5,000,000.00	-	-	0.0%	5,000,000.00
052100100100 - MINISTRY OF HEALTH	Purchase of Medical Equipment for Other State Hospital (Apart from Specialist and Zonal Hospital) COVID-19 RESPONSE	60,000,000.00	-	-	0.0%	60,000,000.00
052100100100 - MINISTRY OF HEALTH	Emergency Medical Services/ Trauma Centre	48,384,000.00	-	-	0.0%	48,384,000.00
052100100100 - MINISTRY OF HEALTH	Procurement and Refurbishment of Ambulances for the State Hospitals COVID-19 RESPONSE	100,000,000.00	-	-	0.0%	100,000,000.00
052100100100 - MINISTRY OF HEALTH	Renovation of Mortuaries in the State (1 Per Senatorial District)	6,048,000.00	-	-	0.0%	6,048,000.00
052100100100 - MINISTRY OF HEALTH	Renovation of Ministry of Health (Landscaping and Finishing)	2,000,000.00	-	-	0.0%	2,000,000.00
052100100100 - MINISTRY OF HEALTH	NPI Office Complex	2,000,000.00	-	-	0.0%	2,000,000.00
052100100100 - MINISTRY OF HEALTH	Establishment of Emergency Preparedness Response (EPR) Centre	9,072,000.00	-	-	0.0%	9,072,000.00
052100100100 - MINISTRY OF HEALTH	Construction of Public Health Laboratory in Lokoja	12,700,800.00	-	-	0.0%	12,700,800.00
052100100100 - MINISTRY OF HEALTH	Health System Research	3,024,000.00	-	-	0.0%	3,024,000.00
052100100100 - MINISTRY OF HEALTH	National Health Account	3,024,000.00	-	-	0.0%	3,024,000.00
052100100100 - MINISTRY OF HEALTH	Procurement of Four (4) Blood Banks	18,144,000.00	-	-	0.0%	18,144,000.00
052100100100 - MINISTRY OF HEALTH	Control of Emerging Public Health Disease	100,000,000.00	-	-	0.0%	100,000,000.00
052100100100 - MINISTRY OF HEALTH	Renovation of State Medical Board	10,000,000.00	-	-	0.0%	10,000,000.00
052100100100 - MINISTRY OF HEALTH	Rehabilitation of State Medical Store	3,024,000.00	-	-	0.0%	3,024,000.00
052100100100 - MINISTRY OF HEALTH	Provision of Infrastructure and Equipment for Zonal Hospitals at Ankpa, Idah, Dekina, and Okene (BD) COVID-19 RESPONSE	100,000,000.00	-	-	0.0%	100,000,000.00
052100100100 - MINISTRY OF HEALTH	Equipping of Kogi State Teaching Hospital Temporary Site (Anyigba)	100,000,000.00	-	-	0.0%	100,000,000.00
052100100100 - MINISTRY OF HEALTH	State Contribution to Accelerating of Nutrition Results in Nigeria (ANTRIN)	75,000,000.00	-	-	0.0%	75,000,000.00
052100100100 - MINISTRY OF HEALTH	Bello Health Intervention Programme (SIP) o Provide Basic Health Facilities	100,000,000.00	-	-	0.0%	100,000,000.00
052100100100 - MINISTRY OF HEALTH	Kogi State Sustainable Drug Supply system.	6,048,000.00	-	-	0.0%	6,048,000.00
052100100100 - MINISTRY OF HEALTH	Public Health Emergency Operation Centre, Lokoja (PHEOC) COVID-19 RESPONSE	50,000,000.00	-	-	0.0%	50,000,000.00
052100100100 - MINISTRY OF HEALTH	Renovation and Equipping of Eye Hospital and Cottage Hospital	10,000,000.00	-	-	0.0%	10,000,000.00

052100100100 - MINISTRY OF HEALTH	Alternative Energy Projects (Maintenance)	6,048,000.00	-	-	0.0%	6,048,000.00
052100100100 - MINISTRY OF HEALTH	Provision of Basic Health Care Provision Fund (Government Cash Commitment) to Provide Basic Health Facilities	10,000,000.00	-	-	0.0%	10,000,000.00
052100100100 - MINISTRY OF HEALTH	Construction and Equipping of Kogi State Health Insurance Office Complex	10,000,000.00	-	-	0.0%	10,000,000.00
052100100100 - MINISTRY OF HEALTH	Construction of additional Facilities at College of Nursing, Obangede	100,000,000.00	-	-	0.0%	100,000,000.00
052100100100 - MINISTRY OF HEALTH	Construction/upgrading of Facilities at College of Health Tech Idah including Accreditation	60,480,000.00	-	-	0.0%	60,480,000.00
052100100100 - MINISTRY OF HEALTH	Establishment of Health Care Plus Centre	100,000,000.00	-	-	0.0%	100,000,000.00
052100100100 - MINISTRY OF HEALTH	Specialized Health Professional Training to Enhance Skills Development	10,000,000.00	-	-	0.0%	10,000,000.00
052100100100 - MINISTRY OF HEALTH	Establishment of E-Health Programme Centre	90,720,000.00	-	-	0.0%	90,720,000.00
052100100100 - MINISTRY OF HEALTH	Medical Tele Consultation and Free Call Centre	50,000,000.00	-	-	0.0%	50,000,000.00
052100100100 - MINISTRY OF HEALTH	Upgrade and Remodelling of Selected Hospitals Across the State.	10,000,000.00	-	-	0.0%	10,000,000.00
052100100100 - MINISTRY OF HEALTH	Upgrading of 3 Primary Health Care Centres to Cottage Hospitals (one per Senatorial District)	30,000,000.00	-	-	0.0%	30,000,000.00
052100100100 - MINISTRY OF HEALTH	Construction Of Central Reference Hospital, Okene	2,000,000,000.00	462,902,826.20	990,654,476.97	49.5%	1,009,345,523.03
052100100100 - MINISTRY OF HEALTH	Renovation And Remodeling Of Specialist Hospital And Establishment Of Psychiatric Department	1,000,000,000.00	-	283,463,809.58	28.3%	716,536,190.42
052100100100 - MINISTRY OF HEALTH	Upgrade Of Prince Abubakar Audu University Teaching Hospital To Standard	100,000,000.00	-	28,568,287.40	28.6%	71,431,712.60
052100100100 - MINISTRY OF HEALTH	CONSTRUCTION OF COMPREHENSIVE HEALTH CENTRE, MOPA	100,000,000.00	-	-	0.0%	100,000,000.00
052100100100 - MINISTRY OF HEALTH	Mini Drugs Manufacturing Unit	30,000,000.00	-	-	0.0%	30,000,000.00
052100100100 - MINISTRY OF HEALTH	Establishment of Drug Control Programme Centre	6,048,000.00	-	-	0.0%	6,048,000.00
052100100100 - MINISTRY OF HEALTH	Constructure of Cancer Control Centre	50,000,000.00	-	-	0.0%	50,000,000.00
052100100100 - MINISTRY OF HEALTH	Government Connect on Humanitarian and Emerging Epidemic Programme	1,000,000,000.00	-	222,866,115.31	22.3%	777,133,884.69
052100100100 - MINISTRY OF HEALTH	State Pharmaceutical Manufacturing Outfit and Recapitalisation of SDSS	50,000,000.00	-	-	0.0%	50,000,000.00
052100100100 - MINISTRY OF HEALTH	Construction of 4 New Cottage Hospital (Obajena, Geregu and Crusher)	300,000,000.00	-	-	0.0%	300,000,000.00
052100100100 - MINISTRY OF HEALTH	Construction and Equipping of Ultral Modern General Hospitals (Egayin, Ajaokuta LGA, Gegu-Beki, Kogi LGA)	1,000,000,000.00	-	-	0.0%	1,000,000,000.00

052100100100 - MINISTRY OF HEALTH	CONSTRUCTION/FURNISHING OF KOGI STATE HEALTH INSURANCE OFFICE BUILDING	200,000,000.00	-	-	0.0%	200,000,000.00
052100300100 - PRIMARY HEALTHCARE DEVELOPMENT AGENCY	Construction of State Primary Health care Development Agency Permanent Office Building	121,899,761.00	-	-	0.0%	121,899,761.00
052100300100 - PRIMARY HEALTHCARE DEVELOPMENT AGENCY	Vaccine Cold Chain Store Maintenance	85,000,000.00	-	129,000.00	0.2%	84,871,000.00
052100300100 - PRIMARY HEALTHCARE DEVELOPMENT AGENCY	Renovation of 3 Primary Health Care Centres (One in each Senatorial District)	50,000,000.00	-	-	0.0%	50,000,000.00
052100300100 - PRIMARY HEALTHCARE DEVELOPMENT AGENCY	State Emergency Routine Immunization Coordinating Centre (SERICC)	60,000,000.00	-	-	0.0%	60,000,000.00
052102600100 - PRINCE ABUBAKAR AUDU UNIVERSITY TEACHING HOSPITAL, ANYIGBA	PROCUREMENT AND REFURBISHMENT OF AMBULANCES FOR THE STATE HOSPITALS	30,000,000.00	-	-	0.0%	30,000,000.00
052102600100 - PRINCE ABUBAKAR AUDU UNIVERSITY TEACHING HOSPITAL, ANYIGBA	Accreditation of Training at KSUTH Anyigba	20,000,000.00	-	-	0.0%	20,000,000.00
052102600100 - PRINCE ABUBAKAR AUDU UNIVERSITY TEACHING HOSPITAL, ANYIGBA	Provision of Basic Medical Equipment for Training	25,000,000.00	-	-	0.0%	25,000,000.00
052102600100 - PRINCE ABUBAKAR AUDU UNIVERSITY TEACHING HOSPITAL, ANYIGBA	PHYSIOTHERAPY MACHINES	6,000,000.00	-	-	0.0%	6,000,000.00
052102600100 - PRINCE ABUBAKAR AUDU UNIVERSITY TEACHING HOSPITAL, ANYIGBA	RENOVATION/PERIMETER FENCING OF THE HOSPITAL	50,000,000.00	-	-	0.0%	50,000,000.00
052102700100 - KOGI STATE SPECIALIST HOSPITAL, LOKOJA	Construction of Laboratory Call Room	5,000,000.00	-	-	0.0%	5,000,000.00
052102700100 - KOGI STATE SPECIALIST HOSPITAL, LOKOJA	Provision of Oxygen Plant	60,000,000.00	-	-	0.0%	60,000,000.00
052102700100 - KOGI STATE SPECIALIST HOSPITAL, LOKOJA	Provision of Ventilator Machines	50,000,000.00	-	-	0.0%	50,000,000.00
052102700100 - KOGI STATE SPECIALIST HOSPITAL, LOKOJA	Provision of Physiotherapy Machines	1,500,000.00	-	1,080,000.00	72.0%	420,000.00
052102700100 - KOGI STATE SPECIALIST HOSPITAL, LOKOJA	Provision of Incubator Machines	7,000,000.00	-	-	0.0%	7,000,000.00
052110400100 - COLLEGE OF NURSING AND MIDWIFERY, OBANGEDE	Accreditation of Courses in College of Nursing, Obangede	30,000,000.00	-	-	0.0%	30,000,000.00
052110400100 - COLLEGE OF NURSING AND MIDWIFERY, OBANGEDE	Construction of Additional Facilities at College of Nursing Obangede	23,000,000.00	-	24,000.00	0.1%	22,976,000.00
052110400100 - COLLEGE OF NURSING AND MIDWIFERY, OBANGEDE	Furnishing of Administrative Block, Hostel and Clinic.	20,000,000.00	-	-	0.0%	20,000,000.00

052110400100 - COLLEGE OF NURSING AND MIDWIFERY, OBANGEDE	PROVISION OF CCTV/SECURITY DEVICES	4,000,000.00	-	-	0.0%	4,000,000.00
052110400100 - COLLEGE OF NURSING AND MIDWIFERY, OBANGEDE	PURCHASE OF BUS	13,000,000.00	-	-	0.0%	13,000,000.00
052110400100 - COLLEGE OF NURSING AND MIDWIFERY, OBANGEDE	PURCHASE OF COMPUTERS	7,000,000.00	-	-	0.0%	7,000,000.00
052110400100 - COLLEGE OF NURSING AND MIDWIFERY, OBANGEDE	PURCHASE OF LIBRARY BOOKS/EQUIPMENT	3,000,000.00	-	-	0.0%	3,000,000.00
052110400100 - COLLEGE OF NURSING AND MIDWIFERY, OBANGEDE	CONSTRUCTION/FURNISHING OF OFFICE BUILDING	10,000,000.00	1,200,000.00	1,200,000.00	12.0%	8,800,000.00
052110400100 - COLLEGE OF NURSING AND MIDWIFERY, OBANGEDE	Purchase of 4NOS OF Vehicles for Principal Officers of College of Nursing, Obangede	20,000,000.00	-	-	0.0%	20,000,000.00
052110600100 - COLLEGE OF HEALTH SCIENCE & TECHNOLOGY, IDAH	Renovation of Existing Structure at the College of Health Science, Idah	18,000,000.00	-	-	0.0%	18,000,000.00
052110600100 - COLLEGE OF HEALTH SCIENCE & TECHNOLOGY, IDAH	Accreditation of courses at College of Health Science Idah	20,000,000.00	1,150,000.00	1,150,000.00	5.8%	18,850,000.00
052110600100 - COLLEGE OF HEALTH SCIENCE & TECHNOLOGY, IDAH	Construction of Infrastructure Facilities at the College of Health Science and Tech. Idah	81,220,000.00	7,940,000.00	10,915,000.00	13.4%	70,305,000.00
053500100100 - MINISTRY OF ENVIRONMENT	Construction of Public Toilets in Selected Areas across the State	20,000,000.00	-	-	0.0%	20,000,000.00
053500100100 - MINISTRY OF ENVIRONMENT	Construction of sanitary Land Fills (Dump Site)	10,000,000.00	-	-	0.0%	10,000,000.00
053500100100 - MINISTRY OF ENVIRONMENT	Procurement of 250 No Of Household Dustbins	10,000,000.00	-	-	0.0%	10,000,000.00
053500100100 - MINISTRY OF ENVIRONMENT	Procurement of 25 N0 Refuse Trollies	15,000,000.00	-	-	0.0%	15,000,000.00
053500100100 - MINISTRY OF ENVIRONMENT	Provision of Refuse Collection Vans,(Roro Model 500 Set) and Construction of Refuse Dumps	30,000,000.00	-	-	0.0%	30,000,000.00
053500100100 - MINISTRY OF ENVIRONMENT	Purchase of a Septic Tank Emptier, 2 No. Tippers & Disinfectants	30,000,000.00	-	-	0.0%	30,000,000.00
053500100100 - MINISTRY OF ENVIRONMENT	Completion of Laboratory, Furnishing & Purchase Of Reagents	10,000,000.00	-	-	0.0%	10,000,000.00
053500100100 - MINISTRY OF ENVIRONMENT	Beautification of Lokoja Township	10,000,000.00	-	-	0.0%	10,000,000.00
053500100100 - MINISTRY OF ENVIRONMENT	Erosion Control	1,700,000,000.00	222,159,919.43	400,086,888.99	23.5%	1,299,913,111.01
053500100100 - MINISTRY OF ENVIRONMENT	State Contribution to New Map (GCCC)	350,000,000.00	-	-	0.0%	350,000,000.00
053500100100 - MINISTRY OF ENVIRONMENT	Relocation of Communities on Water Channel/Flood Prone Areas	10,000,000.00	-	-	0.0%	10,000,000.00

053500100100 - MINISTRY OF ENVIRONMENT	Purchase of Cleaning Equipment and Cleanning Services in Public Places/Street in 4 Cities (Lokoja, Okene, Kabba and Dekina) -UN Habibat Contribution	330,000,000.00	-	-	0.0%	330,000,000.00
053500100100 - MINISTRY OF ENVIRONMENT	Construction of Lokoja Beach Embarkment	330,000,000.00	-	-	0.0%	330,000,000.00
053500100100 - MINISTRY OF ENVIRONMENT	Provision of 300 Communal Been	20,000,000.00	-	-	0.0%	20,000,000.00
053500100100 - MINISTRY OF ENVIRONMENT	Feasibilities Studies	5,000,000.00	-	-	0.0%	5,000,000.00
053500100100 - MINISTRY OF ENVIRONMENT	Extension of Lab. Building at KOSEPA, Lokoja and Equipment	10,000,000.00	-	-	0.0%	10,000,000.00
053500100100 - MINISTRY OF ENVIRONMENT	TREE PLANTING PROGRAMME ACROSS THE STATE (CLIMATE CHANGE)	20,000,000.00	-	-	0.0%	20,000,000.00
053500100100 - MINISTRY OF ENVIRONMENT	NIGERIA EROSION AND WATERSHED MANAGEMENT PROJECT(CLIMATE CHANGE)	15,000,000.00	-	-	0.0%	15,000,000.00
053500100100 - MINISTRY OF ENVIRONMENT	CONSTRUCTION OF WEATHER STATION AND INSTALLATION OF EQUIPMENT AT CONFLUENCE UNIVERSITY OF SCIENCE AND TECHNOLOGY, OSARA. (CLIMATE CHANGE)	75,000,000.00	-	-	0.0%	75,000,000.00
053500100100 - MINISTRY OF ENVIRONMENT	PROVISION OF 15 Nos SOLAR POWER STREET LIGHT IN 3 SENATORIAL DISTRICT	15,000,000.00	-	-	0.0%	15,000,000.00
053500100100 - MINISTRY OF ENVIRONMENT	INSTALLATION AND RETICULATION OF 15 Nos SOLAR POWER BOREHOLE IN 3 SENATORIAL DISTRICT (CLIMATE CHANGE)	50,000,000.00	-	-	0.0%	50,000,000.00
053500100100 - MINISTRY OF ENVIRONMENT	DISTRIBUTION OF 6KG GAS CYLINDER TO FLOOD VICTIMS ACROSS THE STATE. (CLIMATE CHANGE)	10,000,000.00	-	-	0.0%	10,000,000.00
053500100100 - MINISTRY OF ENVIRONMENT	Ecological Problem (Climate Change)	30,000,000.00	-	-	0.0%	30,000,000.00
053500100100 - MINISTRY OF ENVIRONMENT	CONSTRUCTION OF LANDSCAPING AND PARKING LOTS IN SOME SELECTED AREAS IN LOKOJA (CLIMATE CHANGE)	50,000,000.00	-	-	0.0%	50,000,000.00
053500100100 - MINISTRY OF ENVIRONMENT	DISASTER INTERVENTION IN 15 SECONDARY SCHOOLS ACROSS THE 3 SENATORIAL DISTRICTS (FIRE DISASTER, WINDSTORM AND RAINSTORM) (CLIMATE CHANGE)	15,000,000.00	-	-	0.0%	15,000,000.00
055100100100 - MINISTRY OF LOCAL GOVERNMENT AND CHIEFTAINCY AFFAIRS	A Legacy Project (State /LGA Joint Projects) Construction of Recreational Park/Skill Acquisition Centre.	28,000,000.00	-	-	0.0%	28,000,000.00
055100100100 - MINISTRY OF LOCAL GOVERNMENT AND CHIEFTAINCY AFFAIRS	Completion & Furnishing of Traditional Chiefs Guest Houses/Secretariat House, Lokoja	15,000,000.00	-	-	0.0%	15,000,000.00
055100100100 - MINISTRY OF LOCAL GOVERNMENT AND CHIEFTAINCY AFFAIRS	Renovation and Furnishing of Old Office Building of Ministry of Local Govt. & Chieftaincy Affairs	20,000,000.00	-	-	0.0%	20,000,000.00

055100100100 - MINISTRY OF LOCAL GOVERNMENT AND CHIEFTAINCY AFFAIRS	Renovation of Attah Igala's Palace 3 Royal Mejisty's Palace.	40,000,000.00	-	-	0.0%	40,000,000.00
055100100100 - MINISTRY OF LOCAL GOVERNMENT AND CHIEFTAINCY AFFAIRS	Provision of Chiefs Lodge/provision of Utilities	15,000,000.00	-	-	0.0%	15,000,000.00
055100100100 - MINISTRY OF LOCAL GOVERNMENT AND CHIEFTAINCY AFFAIRS	Construction of Central store (Ministry for Local Government & Chieftaincy Affairs)	30,000,000.00	-	-	0.0%	30,000,000.00
055100100100 - MINISTRY OF LOCAL GOVERNMENT AND CHIEFTAINCY AFFAIRS	Production of Customise Staff of Office for Graded Chiefs	20,000,000.00	-	-	0.0%	20,000,000.00
055100100100 - MINISTRY OF LOCAL GOVERNMENT AND CHIEFTAINCY AFFAIRS	Construction of Obaro of Kabba Palace	350,000,000.00	-	-	0.0%	350,000,000.00
055100100100 - MINISTRY OF LOCAL GOVERNMENT AND CHIEFTAINCY AFFAIRS	Construction of Agbana of Isanlu Palace	250,000,000.00	-	-	0.0%	250,000,000.00



Having carefully analysed the actual data on Revenue and Expenditure submitted by the Ministries, Departments and Agencies and Office of the Accountant-General for the quarter under review vis-a-vis the approved Budget for the same period, I hereby forward the Report for consideration and approval.

Compiled by Saeed S. Abdullahi (Senior Budget Officer) -----

Vetted/recommended for Approval by Mr. Olajide Samuel O. (PS, Budget & Planning) -----

Approved by Mukadam Asiwaju Idris FCA (Hon. Commissioner) -----