




**STATE GOVERNMENT OF OSUN
MINISTRY OF ECONOMIC PLANNING AND BUDGET**

SUMMARY OF BUDGET PERFORMANCE REPORT FOR THE FIRST QUARTER, 2021

	DESCRIPTION	AMENDED ESTIMATES 2020	PRO-RATA ESTIMATES JANUARY TO MARCH, 2020	ACTUAL JANUARY TO MARCH (FIRST QUARTER) 2020	APPROVED ESTIMATES 2021	PRO-RATA ESTIMATES JANUARY TO MARCH, 2021	TOTAL ACTUAL JANUARY TO MARCH, 2021	PERCENT AGE ON TOTAL ACTUAL	FIRST QUARTER PERCENTAGE OF ACTUAL PERFORM- ANCE H=E/B	VARIANCE	BALANCE
		Y		Z	A	B	E			F	G = A - E
					N	N	N	%		N	N
	OPENING BALANCE	3,646,643,790.00	3,646,643,790.00	3,646,643,790.00		-					
	REVENUE (INFLOW)										
1	REVENUE FROM FAAC:										
11010100	STATUTORY ALLOCATION	21,853,265,710.00	5,463,316,427.50	8,900,664,455.35	31,943,474,170.00	7,985,868,542.50	6,936,913,383.63	33.72%	86.86%	(1,048,955,158.87)	25,006,560,786.37
11010200	VALUE ADDED TAX	12,475,764,440.00	3,118,941,110.00	3,199,704,357.93	15,888,091,850.00	3,972,022,962.50	4,917,356,511.33	23.91%	123.80%	945,333,548.83	10,970,735,338.67
11010300	EXCESS CRUDE OIL	-	-	-	900,000,000.00	225,000,000.00	-	0.00%	0.00%	(225,000,000.00)	900,000,000.00
11010400	OTHER REVENUE FROM FAAC	400,000,000.00	100,000,000.00	106,160,472.48	1,500,000,000.00	375,000,000.00	110,545,468.90	0.54%	29.48%	(264,454,531.10)	1,389,454,531.10
	INDEPENDENT REVENUE:										
12000000	INTERNALLY GENERATED REVENUE (IGR)	21,214,742,350.00	5,303,685,587.50	7,277,923,663.46	26,671,825,610.00	6,667,956,402.50	6,229,061,744.51	30.28%	93.42%	(438,894,657.99)	20,442,763,865.49
	CAPITAL RECEIPTS:										
13000000	DOMESTIC AIDS AND GRANTS	13,216,437,150.00	3,304,109,287.50	2,040,996,628.08	19,270,065,010.00	4,817,516,252.50	1,895,362,144.17	9.21%	39.34%	(2,922,154,108.33)	17,374,702,865.83
	FOREIGN AIDS AND GRANTS	9,422,217,320.00	2,355,554,330.00	388,563,258.26	5,869,095,000.00	1,467,273,750.00	2,860,500.00	0.01%	0.19%	(1,464,413,250.00)	5,866,234,500.00
14000000	OTHER CAPITAL RECEIPT				7,812,500,000.00	1,953,125,000.00	477,457,872.75	2.32%	24.45%	(1,475,667,127.25)	7,335,042,127.25
	TOTAL INFLOW	82,229,070,760.00	23,292,250,532.50	25,560,656,625.56	109,855,051,640.00	27,463,762,910.00	20,569,557,625.29	100.00%	74.90%	(6,894,205,284.71)	89,285,494,014.71
	EXPENDITURE (OUTFLOW)										
21000000	PERSONNEL	30,912,060,870.00	7,728,015,217.50	6,720,134,498.22	31,599,386,530.00	7,899,846,632.50	8,912,863,981.29	43.91%	112.82%	(1,013,017,348.79)	22,686,522,548.71
22000000	OTHER RECURRENT	15,164,968,810.00	3,791,242,202.50	3,257,470,166.23	19,020,896,610.00	4,755,224,152.50	3,312,182,111.79	16.32%	69.65%	1,443,042,040.71	15,708,714,498.21
30000000	CAPITAL	36,152,041,080.00	9,038,010,270.00	8,243,573,194.20	59,234,768,500.00	14,808,692,125.00	8,073,338,956.61	39.77%	54.52%	6,735,353,168.39	51,161,429,543.39
	TOTAL OUTFLOW	82,229,070,760.00	20,557,267,690.00	18,221,177,858.65	109,855,051,640.00	27,463,762,910.00	20,298,385,049.69	100.00%	73.91%	7,165,377,860.31	89,556,666,590.31



Permanent Secretary
 MINISTRY OF ECONOMIC PLANNING,
 BUDGET & DEVELOPMENT
 State of Osun, Osogbo
 Date 20/4/21



STATE GOVERNMENT OF OSUN
MINISTRY OF ECONOMIC PLANNING AND BUDGET
REVENUE PERFORMANCE BY MDAs FOR THE FIRST QUARTER, 2021

Permanent Secretary
 MINISTRY OF ECONOMIC PLANNING,
 BUDGET & DEVELOPMENT
 State of Osun, Osogbo
 Date: 25/4/21

ADMINISTRATIVE CODE	MDAS	2020 AMENDED ESTIMATES	PRO-RATA ESTIMATES JANUARY TO MARCH, 2020	2021 APPROVED ESTIMATES	PRO-RATA ESTIMATES JAN. - MARCH 2021	JANUARY	FEBRUARY	MARCH	TOTAL ACTUAL REVENUE: JANUARY TO MARCH, 2020	TOTAL ACTUAL REVENUE: JANUARY TO MARCH, 2021	PERCENT AGE OF PERFOR MANCE	VARIANCE	BALANCE
		Y		A	B				Z	D			G = A - D
GOVERNANCE AND ADMINISTRATION SECTOR													
011100100119	OFFICE OF THE GOVERNOR	36,575,340.00	9,143,835.00	50,000,000.00	12,500,000.00	1,922,000.00	570,100.00	2,200,000.00	4,106,500.00	4,692,100.00	37.54%	(7,807,900.00)	45,307,900.00
11101000100	PUBLIC PROCUREMENT AGENCY	2,926,030.00	731,507.50	-	-	-	-	-	157,500.00	-	-	-	-
011103500199	BUREAU OF PUBLIC SERVICE PENSION	3,657,530.00	914,382.50	10,000,000.00	2,500,000.00	468,000.00	409,400.00	446,000.00	1,921,810.00	1,323,400.00	52.94%	(1,176,600.00)	8,676,600.00
011101900100	MINISTRY OF SPECIAL DUTIES	365,750.00	91,437.50	-	-	-	-	-	-	-	-	-	-
011200100199	OSUN STATE HOUSE OF ASSEMBLY	804,660.00	201,165.00	2,200,000.00	550,000.00	-	-	13,000.00	-	13,000.00	2.36%	(537,000.00)	2,187,000.00
011200400169	OSUN STATE HOUSE OF ASSEMBLY SERVICE COMMISSION	91,440.00	22,860.00	250,000.00	62,500.00	-	-	-	-	-	0.00%	(62,500.00)	250,000.00
014000100119	OFFICE OF THE AUDITOR GENERAL (STATE)	731,510.00	182,877.50	2,000,000.00	500,000.00	100,000.00	250,000.00	-	258,000.00	350,000.00	70.00%	(150,000.00)	1,650,000.00
014000200119	OFFICE OF THE AUDITOR GENERAL (LOCAL GOVERNMENTS)	234,358,780.00	58,589,695.00	200,370,000.00	50,092,500.00	-	-	-	360,000.00	-	0.00%	(50,092,500.00)	200,370,000.00
012500400199	MINISTRY OF HUMAN RESOURCES AND CAPACITY BUILDING	1,901,920.00	475,480.00	16,500,000.00	4,125,000.00	110,000.00	290,000.00	601,000.00	2,400,000.00	1,001,000.00	24.27%	(3,124,000.00)	15,499,000.00
014700100199	CIVIL SERVICE COMMISSION	1,828,770.00	457,192.50	2,000,000.00	500,000.00	-	247,500.00	783,000.00	132,000.00	1,030,500.00	206.10%	530,500.00	969,500.00
014700200199	LOCAL GOVERNMENTS SERVICE COMMISSION	2,902,800.00	725,700.00	6,000,000.00	1,500,000.00	76,500.00	-	101,500.00	693,500.00	178,000.00	11.87%	(1,322,000.00)	5,822,000.00
014800100199	OSUN STATE INDEPENDENT ELECTORAL COMMISSION	3,657,530.00	914,382.50	10,000,000.00	2,500,000.00	-	-	-	-	-	0.00%	(2,500,000.00)	10,000,000.00
022800100199	MINISTRY OF INNOVATION, SCIENCE AND TECHNOLOGY	7,315,070.00	1,828,767.50	20,000,000.00	5,000,000.00	40,000.00	-	-	21,500.00	40,000.00	0.80%	(4,960,000.00)	19,960,000.00
45102100100	MINISTRY OF REGIONAL INTEGRATION	182,880.00	45,720.00	-	-	-	-	-	-	-	-	-	-
055100100199	MINISTRY OF LOCAL GOVERNMENTS AND CHIEFTAINCY AFFAIRS	18,287,670.00	4,571,917.50	25,000,000.00	6,250,000.00	328,000.00	270,000.00	938,000.00	1,967,000.00	1,536,000.00	24.58%	(4,714,000.00)	23,464,000.00
SUB-TOTAL - GOVERNANCE AND ADMINISTRATION SECTOR		315,587,680.00	78,896,920.00	344,320,000.00	86,080,000.00	3,044,500.00	2,037,000.00	5,082,500.00	12,017,810.00	10,164,000.00	11.81%	(75,916,000.00)	334,156,000.00
AGRICULTURE SECTOR													
021500100119	MINISTRY OF AGRICULTURE, FOOD SECURITY	96,924,660.00	24,231,165.00	350,000,000.00	87,500,000.00	18,171,220.00	14,019,000.00	17,703,550.00	12,911,220.04	49,893,770.00	57.02%	(37,606,230.00)	300,106,230.00
021500100199	OSUN PRODUCE BOARD	91,438,360.00	22,859,590.00	-	-	-	-	-	40,087,000.00	-	-	-	-
021510200199	OSUN STATE AGRICULTURAL DEVELOPMENT PROGRAMME	66,695,510.00	16,673,877.50	209,120,000.00	52,280,000.00	53,000.00	-	119,000.00	-	172,000.00	0.33%	(52,108,000.00)	208,948,000.00
021510300199	OSUN STATE AGRICULTURAL DEVELOPMENT CORPORATION	14,995,890.00	3,748,972.50	25,000,000.00	6,250,000.00	1,431,890.40	157,000.00	276,000.00	1,797,600.00	1,864,890.40	29.84%	(4,385,109.60)	23,135,109.60
SUB-TOTAL - AGRICULTURE SECTOR		270,054,420.00	67,513,605.00	584,120,000.00	146,030,000.00	19,656,110.40	14,176,000.00	18,098,550.00	54,795,820.04	51,930,660.40	35.56%	(94,099,339.60)	532,189,339.60
PLANNING AND BUDGET SECTOR													
022000300119	MINISTRY OF ECONOMIC PLANNING AND BUDGET	-	-	150,000.00	37,500.00	-	-	-	-	-	0.00%	(37,500.00)	150,000.00
022000300100	MINISTRY OF ECONOMIC PLANNING, BUDGET & DEVELOPMENT	54,850.00	13,712.50	-	-	-	-	-	-	-	-	-	-
023800400199	STATE BUREAU OF STATISTICS	73,150.00	18,287.50	200,000.00	50,000.00	-	-	-	-	-	0.00%	(50,000.00)	200,000.00
011101000199	PUBLIC PROCUREMENT AGENCY	-	-	8,000,000.00	2,000,000.00	810,000.00	40,000.00	160,000.00	-	1,010,000.00	50.50%	(990,000.00)	6,990,000.00
SUB-TOTAL - PLANNING AND BUDGET SECTOR		128,000.00	32,000.00	8,350,000.00	2,087,500.00	810,000.00	40,000.00	160,000.00	-	1,010,000.00	50.50%	(1,077,500.00)	7,340,000.00
COMMERCE AND INDUSTRY SECTOR													
022200100119	MINISTRY OF INDUSTRY, COMMERCE & COOPERATIVES	153,016,580.00	38,254,145.00	800,000,000.00	200,000,000.00	1,621,800.00	1,867,900.00	2,455,450.00	8,591,400.00	5,945,150.00	2.97%	(194,054,850.00)	794,054,850.00
022205100199	OSUN MICRO CREDIT AGENCY	7,406,510.00	1,851,627.50	20,250,010.00	5,062,502.50	-	-	-	-	-	0.00%	(5,062,502.50)	20,250,010.00
023600100199	MINISTRY OF CULTURE AND TOURISM	3,657,530.00	914,382.50	5,000,000.00	1,250,000.00	-	-	-	-	-	0.00%	(1,250,000.00)	5,000,000.00
023600400199	OSUN STATE COUNCIL FOR ARTS AND CULTURE	3,657,530.00	914,382.50	5,000,000.00	1,250,000.00	-	-	-	-	-	0.00%	(1,250,000.00)	5,000,000.00
051300100100	MINISTRY OF EMPOWERMENT AND YOUTH ENGAGEMENT	3,456,370.00	864,092.50	-	-	-	-	-	-	-	-	-	-
023605200199	OSUN STATE TOURISM BOARD	40,038,660.00	10,009,665.00	100,000,000.00	25,000,000.00	250,000.00	995,000.00	2,590,113.87	10,578,250.00	3,835,113.87	15.34%	(21,164,886.13)	96,164,886.13
SUB-TOTAL - COMMERCE AND INDUSTRY SECTOR		211,233,180.00	52,808,295.00	930,250,010.00	232,562,502.50	1,871,800.00	2,862,900.00	5,045,563.87	19,169,650.00	9,780,263.87	4.21%	(222,782,238.63)	920,469,746.13
EDUCATION SECTOR													
051700100139	MINISTRY OF EDUCATION	537,698,650.00	134,424,662.50	617,756,500.00	204,439,125.00	6,814,868.83	21,518,091.53	46,161,620.58	53,776,593.09	74,494,580.94	36.44%	(129,944,544.06)	743,261,919.06
051700300119	STATE UNIVERSAL BASIC EDUCATION BOARD	38,221,160.00	9,555,290.00	100,000,000.00	25,000,000.00	13,171,100.00	2,652,523.26	7,735,000.00	6,639,364.60	23,558,623.26	94.23%	(1,441,376.74)	76,441,376.74
051700800199	OSUN STATE LIBRARY BOARD	365,750.00	91,437.50	1,000,000.00	250,000.00	14,000.00	5,000.00	-	46,000.00	19,000.00	7.60%	(231,000.00)	981,000.00
051701000199	OSUN STATE MASS EDUCATION AGENCY	4,448,860.00	1,112,215.00	12,163,560.00	3,040,890.00	723,000.00	1,265,000.00	5,035,000.00	4,425,000.00	7,023,000.00	230.95%	3,982,110.00	5,140,560.00
051701800199	OSUN STATE COLLEGE OF TECHNOLOGY, ESA-OKE	641,259,500.00	160,314,875.00	757,364,000.00	189,341,000.00	22,113,950.00	37,209,000.00	64,843,190.00	346,245,050.00	124,166,140.00	65.58%	(65,174,860.00)	633,197,860.00
051701900199	OSUN STATE POLYTECHNIC, IREE	944,736,000.00	236,184,000.00	1,039,922,000.00	259,980,500.00	37,131,398.00	118,991,798.00	128,078,000.00	397,408,400.00	284,201,196.00	109.32%	24,220,696.00	755,720,804.00
051702000199	OSUN STATE COLLEGE OF EDUCATION, ILESA	495,937,350.00	123,984,337.50	499,500,000.00	124,875,000.00	26,030,495.00	53,910,015.00	10,082,636.00	212,920,801.94	90,023,146.00	72.09%	(34,851,854.00)	409,476,854.00
051702100199	OSUN STATE COLLEGE OF EDUCATION, ILLA-ORANGUN	536,174,590.00	134,043,647.50	340,171,750.00	85,042,937.50	30,000,000.00	9,111,539.00	1,504,000.00	13,581,997.64	40,615,539.00	47.76%	(44,427,398.50)	299,556,211.00
051702200199	OSUN STATE UNIVERSITY, OSOGBO	2,580,000,000.00	645,000,000.00	2,875,000,000.00	718,750,000.00	63,481,680.13	258,102,842.00	460,234,896.75	1,272,350,817.86	781,819,418.88	108.77%	63,069,418.88	2,093,180,581.12
051702600119	OSUN CENTRAL EDUCATIONAL DISTRICT ILLA ORANGUN (DISTRICT)	18,290.00	4,572.50	50,000.00	12,500.00	-	-	-	-	-	0.00%	(12,500.00)	50,000.00
051702700119	OSUN EAST EDUCATIONAL DISTRICT OFFICE, ILE - IFE (DISTRICT)	77,410.00	19,352.50	200,000.00	50,000.00	-	-	-	-	-	0.00%	(50,000.00)	200,000.00
051702800119	OSUN WEST EDUCATIONAL DISTRICT OFFICE, IKIRE (DISTRICT)	137,160.00	34,290.00	100,000.00	25,000.00	25,000.00	25,000.00	10,000.00	-	60,000.00	240.00%	35,000.00	40,000.00
051705100199	TEACHERS' ESTABLISHMENT AND PENSIONS OFFICE, OSOGBO	2,560,270.00	640,067.50	7,000,000.00	1,750,000.00	287,000.00	674,400.00	752,000.00	1,585,000.00	1,713,400.00	97.91%	(36,600.00)	5,286,600.00
051705300139	BOARD FOR TECHNICAL AND VOCATIONAL EDUCATION	22,371,050.00	5,592,762.50	61,164,290.00	15,291,072.50	-	312,000.00	118,000.00	-	430,000.00	2.81%	(14,861,072.50)	60,734,290.00
051705600199	OFFICE OF HIGHER EDUCATION, BURSARY & SCHOLARSHIP	3,657,530.00	914,382.50	-	-	-	-	-	360,000.00	-	-	-	-
051706500199	OSUN EDUCATION QUALITY ASSURANCE AND MORALITY AGENCY	7,315,070.00	1,828,767.50	-	-	-	-	-	-	-	-	-	-
SUB-TOTAL - EDUCATION SECTOR		5,814,978,640.00	1,453,744,660.00	6,511,392,100.00	1,627,848,025.00	199,792,491.96	503,777,208.79	724,554,343.33	2,309,339,025.13	1,428,124,044.08	87.73%	(199,723,980.92)	5,083,268,055.92
ENVIRONMENT SECTOR													
022205600199	OSUN SIGNAGE, HOARDING, AND ADVERTISEMENT AGENCY	19,750,690.00	4,937,672.50	54,000,000.00	13,500,000.00	814,500.00	420,500.00	4,204,192.00	3,893,111.00	5,439,192.00	40.29%	(8,060,808.00)	48,560,808.00
053500100199	MINISTRY OF ENVIRONMENT AND SANITATION	162,394,530.00	40,598,632.50	800,000,000.00	200,000,000.00	23,204,950.00	17,321,900.00						

HEALTH SECTOR													
052100100139	MINISTRY OF HEALTH	73,170,810.00	18,292,702.50	300,000,000.00	75,000,000.00	3,315,500.00	4,815,000.00	12,560,000.00	49,088,125.00	20,690,500.00	27.59%	(54,309,500.00)	279,309,500.00
052100200199	OSUN HEALTH INSURANCE AGENCY	347,726,000.00	86,931,500.00	2,159,291,420.00	539,822,855.00	-	-	-	-	-	0.00%	(539,822,855.00)	2,159,291,420.00
052102700100	OSUN STATE UNIVERSITY TEACHING HOSPITAL, OSOGBO	-	-	500,000,000.00	125,000,000.00	-	-	-	-	-	0.00%	(125,000,000.00)	500,000,000.00
52102600100	LAUTECH TEACHING HOSPITAL, OSOGBO	500,000,000.00	125,000,000.00	-	-	-	-	-	306,379,175.14	-	-	-	-
052110200139	OSUN STATE HOSPITALS MANAGEMENT BOARD	21,945,210.00	5,486,302.50	60,000,000.00	15,000,000.00	3,805,690.00	3,964,320.00	4,319,780.00	12,974,621.00	12,089,790.00	80.60%	(2,910,210.00)	47,910,210.00
052111600199	PRIMARY HEALTH CARE DEVELOPMENT BOARD	1,316,710.00	329,177.50	4,000,000.00	1,000,000.00	410,000.00	8,000.00	202,000.00	657,500.00	620,000.00	62.00%	(380,000.00)	3,380,000.00
SUB-TOTAL - HEALTH SECTOR		944,158,730.00	236,039,682.50	3,023,291,420.00	755,822,855.00	7,531,190.00	8,787,320.00	17,081,780.00	369,099,421.14	33,400,290.00	4.42%	(722,422,565.00)	2,989,891,130.00
INFRASTRUCTURE SECTOR													
022905300199	OFFICE OF TRANSPORTATION	365,753,450.00	91,438,362.50	1,100,000,000.00	275,000,000.00	46,653,811.06	46,266,639.18	28,618,675.45	66,311,004.00	121,539,125.69	44.20%	(153,460,874.31)	978,460,874.31
023400100199	MINISTRY OF WORKS	3,445,010,340.00	861,252,585.00	1,000,000,000.00	250,000,000.00	3,675,770.00	2,059,750.00	79,603,000.00	4,307,760.00	85,338,520.00	34.14%	(164,661,480.00)	914,661,480.00
023400200199	OFFICE OF THE SURVEYOR -GENERAL	109,726,030.00	27,431,507.50	300,000,000.00	75,000,000.00	513,055.00	810,300.00	5,992,290.00	3,714,155.00	7,315,645.00	9.75%	(67,684,355.00)	292,684,355.00
023400400199	OSUN ROAD MAINTENANCE AGENCY	1,354,640.00	338,660.00	3,703,700.00	925,925.00	-	-	200,000.00	25,000.00	200,000.00	21.60%	(725,925.00)	3,503,700.00
023405500199	OSUN ASSETS MANAGEMENT AGENCY	73,150,690.00	18,287,672.50	100,000,000.00	25,000,000.00	-	-	-	-	-	0.00%	(25,000,000.00)	100,000,000.00
025305300199	OSUN STATE PROPERTY DEVELOPMENT CORPORATION	54,863,020.00	13,715,755.00	150,000,000.00	37,500,000.00	6,468,716.00	2,709,716.46	13,987,707.00	935,000.00	23,166,139.46	61.78%	(14,333,860.54)	126,833,860.54
025305600199	OSUN STATE CAPITAL TERRITORY DEVELOPMENT AUTHORITY	10,972,600.00	2,743,150.00	80,000,000.00	20,000,000.00	1,999,800.00	2,187,320.00	6,536,425.00	4,910,682.00	10,723,545.00	53.62%	(9,276,455.00)	69,276,455.00
025305500199	OSUN NEW TOWNS AND GROWTH AREAS DEVELOPMENT AUTHORITY	117,589,730.00	29,397,432.50	200,000,000.00	50,000,000.00	8,335,046.18	5,467,662.40	7,709,928.68	11,861,948.05	21,512,637.23	43.03%	(28,487,362.77)	178,487,362.77
026000100199	MINISTRY OF LANDS AND PHYSICAL PLANNING	548,630,170.00	137,157,542.50	500,000,000.00	125,000,000.00	66,152,646.28	33,775,827.00	38,654,190.00	130,855,704.77	138,582,663.28	110.87%	13,582,663.28	361,417,336.72
026100100199	MINISTRY OF RURAL DEVELOPMENT AND COMMUNITY AFFAIRS	-	-	1,000,000.00	250,000.00	-	-	-	-	-	0.00%	(250,000.00)	1,000,000.00
SUB-TOTAL - INFRASTRUCTURE SECTOR		4,727,050,670.00	1,181,762,667.50	3,434,703,700.00	858,675,925.00	133,798,844.52	93,277,215.04	181,302,216.10	222,921,253.82	408,378,275.66	378.97%	(450,297,649.34)	3,026,325,424.34
SOCIAL DEVELOPMENT AND WELFARE SECTOR													
012400100119	MINISTRY OF HOME AFFAIRS	29,479,730.00	7,369,932.50	80,600,000.00	20,150,000.00	5,920,000.00	5,584,184.17	6,443,500.00	11,282,500.00	17,947,684.17	89.07%	(2,202,315.83)	62,652,315.83
051400100199	MINISTRY OF WOMEN & CHILDREN AFFAIRS	1,060,680.00	265,170.00	2,060,000.00	515,000.00	277,500.00	319,500.00	210,000.00	265,000.10	807,000.00	156.70%	292,000.00	1,253,000.00
053900200199	MINISTRY OF YOUTHS AND SPORTS	-	-	1,000,000.00	250,000.00	-	21,000.00	10,500.00	-	31,500.00	12.60%	(218,500.00)	968,500.00
053900100100	MINISTRY OF SOCIAL PROTECTION, SPORTS & SPECIAL NEEDS	365,750.00	91,437.50	-	-	-	-	-	160,000.00	-	-	-	-
053905100199	OSUN STATE SPORTS COUNCIL	3,657,530.00	914,382.50	10,000,000.00	2,500,000.00	-	-	-	585,000.00	-	0.00%	(2,500,000.00)	10,000,000.00
SUB-TOTAL - SOCIAL DEVELOPMENT AND WELFARE SECTOR		34,563,690.00	8,640,922.50	93,660,000.00	23,415,000.00	6,197,500.00	5,924,684.17	6,664,000.00	12,292,500.10	18,786,184.17	258.37%	(4,628,815.83)	74,873,815.83
SECURITY LAW AND JUSTICE SECTOR													
031801100199	JUDICIAL SERVICE COMMISSION	1,097,260.00	274,315.00	3,000,000.00	750,000.00	53,600.00	1,500.00	27,000.00	26,212,658.50	82,100.00	10.95%	(667,900.00)	2,917,900.00
032600100199	MINISTRY OF JUSTICE	29,247,470.00	7,311,867.50	50,000,000.00	12,500,000.00	312,000.00	8,448,700.00	5,623,750.92	7,338,199.75	14,384,450.92	115.08%	1,884,450.92	35,615,549.08
032605100199	HIGH COURT OF JUSTICE	43,890,410.00	10,972,602.50	120,000,000.00	30,000,000.00	11,666,332.00	2,415,250.00	13,844,072.28	4,283,551.00	27,925,654.28	93.09%	(2,074,345.72)	92,074,345.72
032605200199	CUSTOMARY COURT OF APPEAL	12,801,370.00	3,200,342.50	35,000,000.00	8,750,000.00	4,208,350.00	788,380.00	1,382,507.00	5,712,145.00	6,379,337.00	72.91%	(2,370,663.00)	28,620,663.00
SUB-TOTAL - SECURITY LAW AND JUSTICE SECTOR		87,036,510.00	21,759,127.50	208,000,000.00	52,000,000.00	16,240,282.00	11,653,830.00	20,877,430.20	43,546,554.25	48,771,542.20	93.79%	(3,228,457.80)	159,228,457.80
INFORMATION AND COMMUNICATION SECTOR													
012300100199	MINISTRY OF INFORMATION AND CIVIC ORIENTATION	1,828,770.00	457,192.50	2,500,000.00	625,000.00	8,000.00	7,500.00	500,000.00	173,000.00	515,500.00	82.48%	(109,500.00)	1,984,500.00
012300200139	OSUN STATE BROADCASTING CORPORATION	112,396,030.00	28,099,007.50	307,300,000.00	76,825,000.00	-	-	-	34,422,996.56	-	0.00%	(76,825,000.00)	307,300,000.00
SUB-TOTAL - INFORMATION AND COMMUNICATION SECTOR		114,224,800.00	28,556,200.00	309,800,000.00	77,450,000.00	8,000.00	7,500.00	500,000.00	34,595,996.56	515,500.00	0.67%	(76,934,500.00)	309,284,500.00
WATER AND SANITATION SECTOR													
025200200199	MINISTRY OF WATER RESOURCES AND ENERGY	-	-	1,500,000.00	375,000.00	796,879.95	-	213,700.00	-	1,010,579.95	269.49%	635,579.95	489,420.05
025200100100	OFFICE OF WATER RESOURCES, RURAL AND COMMUNITY AFFAIRS	1,669,607,950.00	417,401,987.50	-	-	-	-	-	1,573,350.00	-	-	-	-
025210200199	OSUN STATE WATER CORPORATION	1,568,800,510.00	392,200,127.50	450,000,000.00	112,500,000.00	6,295,451.58	5,746,940.68	7,910,353.74	6,783,900.00	19,952,746.00	17.74%	(92,547,254.00)	430,047,254.00
025210300199	RURAL WATER AND ENVIRONMENTAL SANITATION AGENCY	606,806,910.00	151,701,727.50	20,000,000.00	5,000,000.00	-	-	-	1,000.00	-	0.00%	(5,000,000.00)	20,000,000.00
025210400199	SMALL TOWN WATER SUPPLY AND SANITATION AGENCY	-	-	22,250,000.00	5,562,500.00	-	-	-	-	-	0.00%	(5,562,500.00)	22,250,000.00
SUB-TOTAL - WATER AND SANITATION SECTOR		3,845,215,370.00	961,303,842.50	493,750,000.00	123,437,500.00	7,092,331.53	5,746,940.68	8,124,053.74	8,358,250.00	20,963,325.95	287.22%	(102,474,174.05)	472,786,674.05
FINANCE & REVENUE MOBILIZATION SECTOR													
022000100199	MINISTRY OF FINANCE	37,270,280.00	9,317,570.00	1,000,000.00	250,000.00	330,813.30	20,821,406.45	3,419,832.95	8,179,146.65	24,572,052.70	9828.82%	24,322,052.70	(23,572,052.70)
022000700119	OFFICE OF THE ACCOUNTANT -GENERAL	128,086,860.00	32,021,715.00	89,620,000.00	22,405,000.00	10,000.00	-	90,000.00	5,350,150.29	100,000.00	0.45%	(22,305,000.00)	89,520,000.00
022000800119	OSUN STATE INTERNAL REVENUE SERVICE	4,261,611,030.00	1,065,402,757.50	9,608,568,380.00	2,402,142,095.00	2,722,788,092.58	518,234,250.43	736,344,178.47	4,094,496,173.48	3,977,366,521.48	165.58%	1,575,224,426.48	5,631,201,858.52
SUB-TOTAL - FINANCE & REVENUE MOBILIZATION SECTOR		4,426,968,170.00	1,106,742,042.50	9,699,188,380.00	2,424,797,095.00	2,723,128,905.88	539,055,656.88	739,854,011.42	4,108,025,470.42	4,002,038,574.18	165.05%	1,577,241,479.18	5,697,149,805.82
TOTAL INTERNALLY GENERATED REVENUE		21,214,742,350.00	5,303,685,587.50	26,671,825,610.00	6,667,956,402.50	3,185,684,856.29	1,241,425,055.56	1,801,951,832.66	7,277,923,663.46	6,229,061,744.51	93.42%	(438,894,657.99)	20,442,763,865.49

OFFICE OF SPECIAL ADVISER
ON BUDGET
[Signature]
20/4/21
MINISTRY OF ECONOMIC
PLANNING & BUDGET,
OSOGBO, OSUN STATE

[Signature]
Permanent Secretary
MINISTRY OF ECONOMIC PLANNING,
BUDGET & DEVELOPMENT
State of Osun, Osogbo
Date 20/4/21

DOMESTIC AIDS AND GRANTS

ADMINISTRATIVE CODE	MDAS	2020 AMENDED ESTIMATES	PRO-RATA ESTIMATES JANUARY TO MARCH, 2020	2021 APPROVED ESTIMATES	PRO-RATA ESTIMATES JAN. - MARCH 2021	JANUARY	FEBRUARY	MARCH	TOTAL ACTUAL REVENUE: JANUARY TO MARCH, 2020	TOTAL ACTUAL REVENUE: JANUARY TO MARCH, 2021	PERCENT AGE OF PERFOE MANCE	VARIANCE	BALANCE
		Y		A	B				Z	D			G = A - D
011100100100	OFFICE OF THE GOVERNOR			250,000,000.00	62,500,000.00	-		-	-	-	0.00%	(62,500,000.00)	250,000,000.00
022200100119	MINISTRY OF INDUSTRY, COMMERCE & COOPERATIVES	757,293,290.00	189,323,322.50	-	-				-	-		-	-
051700100139	MINISTRY OF EDUCATION	970,000,000.00	242,500,000.00	2,125,552,410.00	531,388,102.50				-	-	0.00%	(531,388,102.50)	2,125,552,410.00
052100100139	MINISTRY OF HEALTH	525,342,500.00	131,335,625.00	5,498,000,000.00	1,374,500,000.00				-	-	0.00%	(1,374,500,000.00)	5,498,000,000.00
52100200199	OSUN STATE HEALTH INSURANCE SCHEME	-	-	482,303,270.00	120,575,817.50				-	-	0.00%	(120,575,817.50)	482,303,270.00
051700300119	STATE UNIVERSAL BASIC EDUCATION BOARD	3,993,717,000.00	998,429,250.00	5,322,087,130.00	1,330,521,782.50				1,556,611,992.86	-	0.00%	(1,330,521,782.50)	5,322,087,130.00
051701800199	OSUN STATE COLLEGE OF TECHNOLOGY, ESA-OKE	332,670,860.00	83,167,715.00	486,000,000.00	121,500,000.00	36,671,500.00	1,092,166.00		48,582,000.00	37,763,666.00	31.08%	(83,736,334.00)	448,236,334.00
051701900199	OSUN STATE POLYTECHNIC, IREE	788,000,000.00	197,000,000.00	484,500,000.00	121,125,000.00	18,766,458.59	17,997,341.47	28,796,692.59	65,560,492.65	54.13%	(55,564,507.35)	418,939,507.35	
051702000199	OSUN STATE COLLEGE OF EDUCATION, ILESA	428,582,110.00	107,145,527.50	452,900,000.00	113,225,000.00	5,740,788.15	68,277,394.10	45,000,000.00	-	119,018,182.25	105.12%	5,793,182.25	333,881,817.75
051702100199	OSUN STATE COLLEGE OF EDUCATION, ILA-ORANGUN	385,200,000.00	96,300,000.00	337,865,500.00	84,466,375.00				1,426,360.00	-	0.00%	(84,466,375.00)	337,865,500.00
051702200199	OSUN STATE UNIVERSITY, OSOGBO	1,300,000,000.00	325,000,000.00	1,000,000,000.00	250,000,000.00			7,272,000.00	346,150,200.00	7,272,000.00	2.91%	(242,728,000.00)	992,728,000.00
052111600199	PRIMARY HEALTH CARE DEVELOPMENT BOARD	1,500,000,000.00	375,000,000.00	530,856,700.00	132,714,175.00			-	-	-	0.00%	(132,714,175.00)	530,856,700.00
014700200199	LOCAL GOVERNMENTS SERVICE COMMISSION	400,000,000.00	100,000,000.00	300,000,000.00	75,000,000.00				88,226,075.22	-	0.00%	(75,000,000.00)	300,000,000.00
052102700100	OSUN STATE UNIVERSITY TEACHING HOSPITAL, OSOGBO	-	-	500,000,000.00	125,000,000.00				-	-	0.00%	(125,000,000.00)	500,000,000.00
025210300199	RURAL WATER AND ENVIRONMENTAL SANITATION AGENCY	27,300,000.00	6,825,000.00	-	-				-	-		-	-
011101900199	MINISTRY OF SPECIAL DUTIES	502,376,390.00	125,594,097.50	-	-				-	-		-	-
025200200199	MINISTRY OF WATER RESOURCES AND ENERGY	5,955,000.00	1,488,750.00	-	-				-	-		-	-
025210200199	OSUN STATE WATER CORPORATION	1,300,000,000.00	325,000,000.00	1,500,000,000.00	375,000,000.00	337,002,573.11	328,745,230.16		-	665,747,803.27	177.53%	290,747,803.27	834,252,196.73
022000700119	OFFICE OF ACCOUNTANT GENERAL(SHARE OF LAUTECH ASSET)	-	-	-	-			1,000,000,000.00	1,000,000,000.00	1,000,000,000.00		1,000,000,000.00	(1,000,000,000.00)
	TOTAL DOMESTIC AIDS AND GRANTS	13,216,437,150.00	3,304,109,287.50	19,270,065,010.00	4,817,516,252.50	398,181,319.85	416,112,131.73	1,081,068,692.59	2,040,996,628.08	1,895,362,144.17	39.34%	(2,922,154,108.33)	17,374,702,865.83

OTHER CAPITAL RECEIPT


ADMINISTRATIVE CODE	MDAS	2020 AMENDED ESTIMATES	PRO-RATA ESTIMATES JANUARY TO MARCH, 2020	2021 APPROVED ESTIMATES	PRO-RATA ESTIMATES JAN. - MARCH 2021	JANUARY	FEBRUARY	MARCH	TOTAL ACTUAL REVENUE: JANUARY TO MARCH, 2020	TOTAL ACTUAL REVENUE: JANUARY TO MARCH, 2021	PERCENT AGE OF PERFORMANCE	VARIANCE	BALANCE
		Y		A	B				Z	D			G = A - D
025210200199	OSUN STATE WATER CORPORATION	-	-	1,000,000,000.00	250,000,000.00	76,611,202.76	400,846,669.99		-	477,457,872.75	190.98%	227,457,872.75	522,542,127.25
021500100119	MINISTRY OF AGRICULTURE, FOOD SECURITY	-	-	2,437,500,000.00	609,375,000.00				-	-	0.00%	(609,375,000.00)	2,437,500,000.00
023400100199	MINISTRY OF WORKS	-	-	4,000,000,000.00	1,000,000,000.00				-	-	0.00%	(1,000,000,000.00)	4,000,000,000.00
025210300199	RURAL WATER AND ENVIRONMENTAL SANITATION AGENCY	-	-	375,000,000.00	93,750,000.00				-	-	0.00%	(93,750,000.00)	375,000,000.00
	TOTAL OTHER CAPITAL RECEIPT	-	-	7,812,500,000.00	1,953,125,000.00	76,611,202.76	400,846,669.99	-	-	477,457,872.75	24.45%	(1,475,667,127.25)	7,335,042,127.25


FOREIGN AIDS AND GRANTS

ADMINISTRATIVE CODE	MDAS	2020 AMENDED ESTIMATES	PRO-RATA ESTIMATES JANUARY TO MARCH, 2020	2021 APPROVED ESTIMATES	PRO-RATA ESTIMATES JAN. - MARCH 2021	JANUARY	FEBRUARY	MARCH	TOTAL ACTUAL REVENUE: JANUARY TO MARCH, 2020	TOTAL ACTUAL REVENUE: JANUARY TO MARCH, 2021	PERCENT AGE OF PERFORMANCE	VARIANCE	BALANCE
		Y		A	B				Z	D			G = A - D
022000300119	MINISTRY OF ECONOMIC PLANNING & BUDGET	788,841,100.00	197,210,275.00	423,600,000.00	105,900,000.00				381,699,918.26	-	0.00%	(105,900,000.00)	423,600,000.00
021500100119	MINISTRY OF AGRICULTURE AND FOOD SECURITY	-	-	800,000,000.00	200,000,000.00				-	-	0.00%	(200,000,000.00)	800,000,000.00
022200100119	MINISTRY OF INDUSTRY, COMMERCE & COOPERATIVES	100,000,000.00	25,000,000.00	400,000,000.00	100,000,000.00				-	-	0.00%	(100,000,000.00)	400,000,000.00
051702200199	OSUN STATE UNIVERSITY, OSOGBO	5,000,000.00	1,250,000.00	-	-				-	-		-	-
052100200199	OSUN HEALTH INSURANCE AGENCY	916,376,220.00	229,094,055.00	-	-				-	-		-	-
052111600199	PRIMARY HEALTH CARE DEVELOPMENT BOARD	484,000,000.00	121,000,000.00	302,095,000.00	75,523,750.00	1,560,500.00	1,300,000.00		6,863,340.00	2,860,500.00	3.79%	(72,663,250.00)	289,234,500.00
025210300100	RURAL WATER & ENVIRONMENTAL SANITATION AGENCY	-	-	10,000,000.00	2,500,000.00	-			-	-	0.00%	(2,500,000.00)	10,000,000.00
025200100100	OFFICE OF WATER RESOURCES, RURAL AND COMMUNITY AFFAIRS	-	-	900,000,000.00	225,000,000.00				-	-	0.00%	(225,000,000.00)	900,000,000.00
022000100199	MINISTRY OF FINANCE	7,128,000,000.00	1,782,000,000.00	3,033,400,000.00	758,350,000.00				-	-	0.00%	(758,350,000.00)	3,033,400,000.00
	TOTAL FOREIGN AIDS AND GRANTS	9,422,217,320.00	2,355,554,330.00	5,869,095,000.00	1,467,273,750.00	1,560,500.00	1,300,000.00	-	388,563,258.26	2,860,500.00	0.19%	(1,464,413,250.00)	5,866,234,500.00

REVENUE FROM FAAC

MDAS	2020 AMENDED ESTIMATES	PRO-RATA ESTIMATES JANUARY TO MARCH, 2020	2021 APPROVED ESTIMATES	PRO-RATA ESTIMATES JAN. - MARCH 2021	JANUARY	FEBRUARY	MARCH	TOTAL ACTUAL REVENUE: JANUARY TO MARCH, 2020	TOTAL ACTUAL REVENUE: JANUARY TO MARCH, 2021	PERCENT AGE OF PERFORMANCE	VARIANCE	BALANCE
	Y		A	B				Z	D			G = A - D
STATUTORY ALLOCATION	21,853,265,710.00	5,463,316,427.50	31,943,474,170.00	7,985,868,542.50	2,311,088,868.22	2,501,338,567.13	2,124,485,948.28	8,900,664,455.35	6,936,913,383.63	86.86%	(1,048,955,158.87)	25,006,560,786.37
VALUE ADDED TAX	12,475,764,440.00	3,118,941,110.00	15,888,091,850.00	3,972,022,962.50	1,750,764,667.43	1,588,458,180.53	1,578,133,663.37	3,199,704,357.93	4,917,356,511.33	123.80%	945,333,548.83	10,970,735,338.67
EXCESS CRUDE OIL	-	-	900,000,000.00	225,000,000.00				-	-	0.00%	(225,000,000.00)	900,000,000.00
OTHER REVENUE FROM FAAC	400,000,000.00	100,000,000.00	1,500,000,000.00	375,000,000.00	60,277,372.72	-	50,268,096.18	106,160,472.48	110,545,468.90	29.48%	(254,454,531.10)	1,389,454,531.10
TOTAL REVENUE FROM FAAC	34,729,030,150.00	34,729,030,150.00	50,231,566,020.00	12,557,891,505.00	4,122,130,908.37	4,089,796,747.66	3,752,887,707.83	12,206,529,285.76	11,964,815,363.86	95.28%	(593,076,141.14)	38,266,750,656.14

ON BUDGET

 30/4/21
 MINISTRY OF ECONOMIC
 PLANNING & BUDGET,
 OSCGBO, OSUN STATE


 Permanent Secretary
 MINISTRY OF ECONOMIC PLANNING,
 BUDGET & DEVELOPMENT
 State of Osun, Osogbo
 Date 30/4/21

SUMMARY

ITEMS	2020 AMENDED ESTIMATES	PRO-RATA ESTIMATES JANUARY TO MARCH, 2020	2021 APPROVED ESTIMATES	PRO-RATA ESTIMATES JAN. - MARCH 2021	JANUARY	FEBRUARY	MARCH	TOTAL ACTUAL REVENUE: JANUARY TO MARCH, 2020	TOTAL ACTUAL REVENUE: JANUARY TO MARCH, 2021	PERCENT AGE OF PERFORMANCE	VARIANCE	BALANCE
	Y		A	B				Z	D			G = A - D
OPENING BALANCE	3,646,643,790.00	911,660,947.50	-	-				3,646,643,790.00	-		-	-
INTERNALLY GENERATED REVENUE (IGR)	21,214,742,350.00	5,303,685,587.50	26,671,825,610.00	6,667,956,402.50	3,185,684,856.29	1,241,425,055.56	1,801,951,832.66	7,277,923,663.46	6,229,061,744.51	93.42%	(438,894,657.99)	20,442,763,865.49
DOMESTIC AIDS AND GRANTS	13,216,437,150.00	3,304,109,287.50	19,270,065,010.00	4,817,516,252.50	398,181,319.85	416,112,131.73	1,081,068,692.59	2,040,996,628.08	1,895,362,144.17	39.34%	(2,922,154,108.33)	17,374,702,865.83
FOREIGN AIDS AND GRANTS	9,422,217,320.00	2,355,554,330.00	5,869,095,000.00	1,467,273,750.00	1,560,500.00	1,300,000.00	-	388,563,258.26	2,860,500.00	0.19%	(1,464,413,250.00)	5,866,234,500.00
OTHER CAPITAL RECEIPT	-	-	7,812,500,000.00	1,953,125,000.00	76,611,202.76	400,846,669.99	-	-	477,457,872.75	24.48%	(1,475,667,127.25)	7,335,042,127.25
REVENUE FROM FAAC	34,729,030,150.00	8,682,257,537.50	50,231,566,020.00	12,557,891,505.00	4,122,130,908.37	4,089,796,747.66	3,752,887,707.83	12,206,529,285.76	11,964,815,363.86	95.28%	(593,076,141.14)	38,266,750,656.14
TOTAL INFLOW	82,229,070,760.00	20,557,267,690.00	109,855,051,640.00	27,463,762,910.00	7,784,168,787.27	6,149,480,604.94	6,635,908,233.08	25,560,656,625.56	20,569,557,625.29	74.90%	(6,894,205,284.71)	89,285,494,014.71



(Signature)
Permanent Secretary
MINISTRY OF ECONOMIC PLANNING,
BUDGET & DEVELOPMENT
State of Osun, Osogbo
Date 20/4/21



STATE GOVERNMENT OF OSUN
MINISTRY OF ECONOMIC PLANNING AND BUDGET
PERSONNEL EXPENDITURE PERFORMANCE BY MDAs FOR THE FIRST QUARTER, 2021

ADMINISTRATIVE CODE	MDAS	2020 AMENDED ESTIMATES	PRO-RATA ESTIMATES JANUARY TO MARCH, 2020	2021 APPROVED ESTIMATES	PRO-RATA ESTIMATES JAN. - MARCH 2021	JANUARY	FEBRUARY	MARCH	TOTAL ACTUAL PERSONNEL: JANUARY TO MARCH, 2020	TOTAL ACTUAL PERSONNEL: JANUARY TO MARCH, 2021	PERCENTAGE OF PERFORMANCE	VARIANCE	BALANCE
		Y		A	B				Z	D			G = A - D
GOVERNANCE AND ADMINISTRATION SECTOR													
011100100119	OFFICE OF THE GOVERNOR	744,341,020.00	186,085,255.00	710,697,880.00	177,674,470.00	120,944,149.52	120,899,409.96	96,027,005.03	148,918,304.60	337,870,564.51	190.16%	(160,196,094.51)	372,827,315.49
011101000100	PUBLIC PROCUREMENT AGENCY	14,734,670.00	3,683,667.50	-	-	-	-	-	2,501,500.36	-	-	-	-
011103500199	BUREAU OF PUBLIC SERVICE PENSION	9,537,934,140.00	2,384,483,535.00	7,872,431,990.00	1,968,107,997.50	473,122,163.75	494,198,520.40	888,382,888.90	1,988,631,484.94	1,855,703,573.05	94.29%	112,404,424.45	6,016,728,416.95
011200100199	OSUN STATE HOUSE OF ASSEMBLY	368,778,440.00	92,194,610.00	369,358,300.00	92,339,575.00	35,102,672.61	35,679,486.20	34,009,839.99	83,336,462.46	104,791,998.80	113.49%	(12,452,423.80)	264,566,301.20
011200400169	OSUN STATE HOUSE OF ASSEMBLY SERVICE COMMISSION	46,416,320.00	11,604,080.00	57,818,090.00	14,454,522.50	2,151,698.19	2,341,560.67	1,968,954.61	3,305,717.25	6,462,213.47	44.71%	7,992,309.03	51,359,876.53
014000100119	OFFICE OF THE AUDITOR GENERAL (STATE)	89,499,480.00	22,374,870.00	98,614,070.00	24,653,517.50	11,489,232.05	11,476,309.28	10,883,543.64	18,505,872.60	33,849,084.97	137.30%	(9,195,567.47)	64,764,985.03
01400200119	OFFICE OF THE AUDITOR GENERAL (LOCAL GOVERNMENTS)	57,756,450.00	14,439,112.50	70,761,880.00	17,690,470.00	8,309,982.31	8,512,228.07	7,058,996.20	10,182,968.06	23,881,206.57	134.99%	(6,190,736.57)	46,880,673.43
012500400199	MINISTRY OF HUMAN RESOURCES AND CAPACITY BUILDING	67,986,730.00	16,996,682.50	69,474,600.00	17,368,650.00	7,392,679.28	7,652,607.12	6,663,812.04	14,894,110.06	21,709,098.44	124.99%	(4,340,448.44)	47,765,501.56
014700100199	CIVIL SERVICE COMMISSION	47,129,000.00	11,782,250.00	38,787,710.00	9,696,927.50	3,977,157.20	3,834,129.01	3,211,502.26	5,218,060.72	11,022,788.47	113.67%	(1,325,860.97)	27,764,921.53
014700200199	LOCAL GOVERNMENTS SERVICE COMMISSION	32,130,170.00	8,032,542.50	35,213,580.00	8,803,395.00	2,314,785.17	2,217,135.94	1,915,327.89	3,549,181.78	6,447,249.00	73.24%	2,356,146.00	28,766,331.00
014800100199	OSUN STATE INDEPENDENT ELECTORAL COMMISSION	51,096,160.00	12,774,040.00	63,450,110.00	15,862,527.50	7,877,718.36	6,799,344.76	6,211,216.69	1,700,741.62	20,888,279.81	131.68%	(5,025,752.31)	42,561,830.19
022800100199	MINISTRY OF INNOVATION, SCIENCE AND TECHNOLOGY	69,684,470.00	17,421,117.50	86,792,240.00	21,698,060.00	8,706,611.49	8,797,697.46	7,669,651.76	13,996,259.62	25,173,960.71	116.02%	(3,475,900.71)	61,618,279.29
055100100199	MINISTRY OF LOCAL GOVERNMENTS AND CHIEFTAINCY AFFAIRS	44,581,000.00	11,145,280.00	54,644,770.00	13,661,192.50	5,869,085.43	5,847,220.21	5,176,581.66	8,361,767.42	16,892,887.31	123.66%	(3,231,694.81)	37,751,882.69
SUB-TOTAL - GOVERNANCE AND ADMINISTRATION SECTOR		11,172,068,050.00	2,793,017,012.50	9,528,045,220.00	2,382,011,305.00	687,257,935.37	708,255,649.07	1,069,179,320.66	2,303,102,431.48	2,464,692,905.11	103.47%	(82,681,600.11)	7,063,352,314.89
AGRICULTURE SECTOR													
021500100119	MINISTRY OF AGRICULTURE AND FOOD SECURITY	214,735,660.00	53,683,915.00	235,648,020.00	58,912,005.00	30,403,615.36	29,171,714.27	24,564,834.56	39,273,816.97	84,140,164.18	142.82%	(25,228,159.18)	151,507,855.82
021510200199	OSUN STATE AGRICULTURAL DEVELOPMENT PROGRAMME	89,978,290.00	22,494,572.50	115,505,880.00	28,876,470.00	13,171,635.31	11,837,106.32	9,476,442.78	16,346,762.74	34,485,084.41	119.42%	(5,608,614.41)	81,020,795.59
021510300199	OSUN STATE AGRICULTURAL DEVELOPMENT CORPORATION	60,634,780.00	15,158,695.00	60,599,050.00	15,149,762.50	6,803,125.20	6,646,430.41	5,563,747.52	9,371,762.77	18,913,303.13	124.84%	(3,763,540.63)	41,685,746.87
SUB-TOTAL - AGRICULTURE SECTOR		365,348,730.00	91,337,182.50	411,752,950.00	102,938,237.50	50,378,257.87	47,555,251.00	39,605,024.85	64,992,342.49	137,538,511.72	133.61%	(34,600,314.22)	274,214,398.28
PLANNING AND BUDGET SECTOR													
022000300119	MINISTRY OF ECONOMIC PLANNING AND BUDGET	-	-	65,200,480.00	16,300,120.00	7,586,567.48	7,839,374.07	6,669,473.03	-	22,095,414.58	135.55%	(5,795,294.58)	43,105,065.42
022000300100	MINISTRY OF ECONOMIC PLANNING, BUDGET & DEVELOPMENT	64,579,700.00	16,144,925.00	-	-	-	-	-	10,810,999.88	-	-	-	-
023800400199	STATE BUREAU OF STATISTICS	23,995,850.00	5,998,962.50	31,684,320.00	7,921,080.00	3,079,300.97	3,401,342.61	2,919,423.02	4,430,621.09	9,400,066.60	118.67%	(1,478,986.60)	22,284,253.40
011101000199	PUBLIC PROCUREMENT AGENCY	-	-	19,887,710.00	4,971,927.50	1,839,099.67	1,715,188.35	1,638,408.25	-	5,192,696.27	-	(220,768.77)	14,695,013.73
SUB-TOTAL - PLANNING AND BUDGET SECTOR		88,575,550.00	22,143,887.50	116,772,510.00	29,193,127.50	12,504,968.12	12,955,905.03	11,227,304.29	15,241,620.97	36,688,177.44	125.67%	(7,495,049.94)	80,084,332.56
COMMERCE AND INDUSTRY SECTOR													
022200100119	MINISTRY OF INDUSTRY, COMMERCE AND COOPERATIVES	103,354,920.00	25,838,730.00	121,371,910.00	30,342,977.50	12,574,234.35	13,844,366.55	11,140,629.37	20,543,263.07	37,559,230.27	123.78%	(7,216,252.77)	83,812,679.73
023600100199	MINISTRY OF CULTURE AND TOURISM	27,510,280.00	6,877,570.00	31,460,040.00	7,865,010.00	3,493,992.91	4,625,387.99	3,578,113.92	5,680,487.56	11,697,494.83	148.73%	(3,832,484.83)	19,762,545.17
023600400199	OSUN STATE COUNCIL FOR ARTS AND CULTURE	31,759,650.00	7,939,912.50	34,751,480.00	8,687,870.00	5,288,705.70	4,250,628.95	3,691,809.65	5,180,419.29	13,231,144.29	152.29%	(4,543,274.29)	21,520,335.71
051300100100	MINISTRY OF EMPOWERMENT AND YOUTH ENGAGEMENT	14,329,740.00	3,582,435.00	-	-	-	-	-	1,642,193.79	-	-	-	-
023605200199	OSUN STATE TOURISM BOARD	1,009,470,940.00	252,367,735.00	16,992,180.00	4,248,045.00	1,758,323.10	1,820,967.93	1,359,809.09	336,567,697.10	4,939,100.12	116.27%	(691,055.12)	12,053,079.88
SUB-TOTAL - COMMERCE AND INDUSTRY SECTOR		1,186,425,530.00	296,606,382.50	204,575,610.00	51,143,902.50	23,115,256.07	24,541,351.42	19,770,362.02	369,614,060.80	67,426,969.52	131.84%	(16,283,067.02)	137,148,640.48
EDUCATION SECTOR													
051700100139	MINISTRY OF EDUCATION	309,553,120.00	77,388,280.00	388,901,930.00	97,225,482.50	36,560,162.58	37,916,371.54	33,186,303.32	66,989,941.16	107,662,837.44	110.74%	(10,437,354.94)	281,239,092.56
051700300119	STATE UNIVERSAL BASIC EDUCATION BOARD	71,601,910.00	17,900,477.50	91,229,430.00	22,807,357.50	10,945,198.53	10,294,365.89	8,907,249.15	10,683,404.46	30,146,813.57	132.18%	(7,339,456.07)	61,082,616.43
051700800199	OSUN STATE LIBRARY BOARD	6,365,060.00	1,591,265.00	7,165,020.00	1,791,255.00	884,901.17	891,233.77	729,825.15	1,166,237.76	2,505,960.09	139.90%	(714,705.09)	4,659,059.91
051701800199	OSUN STATE COLLEGE OF TECHNOLOGY, ESA-OKE	750,376,760.00	187,594,190.00	850,535,310.00	212,633,827.50	89,294,999.22	108,209,094.09	73,348,127.82	141,976,219.14	270,852,221.13	127.38%	(58,218,393.63)	579,683,088.87
051701900199	OSUN STATE POLYTECHNIC, IREE	955,001,040.00	238,750,260.00	1,096,962,350.00	274,240,587.50	89,524,939.83	187,671,894.66	87,044,354.86	171,207,090.73	364,241,189.35	132.82%	(90,000,601.85)	732,721,160.65
051702000199	OSUN STATE COLLEGE OF EDUCATION, ILESA	790,905,810.00	197,726,452.50	778,382,010.00	194,595,502.50	78,312,961.30	89,840,478.78	75,667,654.57	184,754,972.21	243,821,094.66	125.30%	(49,225,592.16)	534,560,915.34
051702100199	OSUN STATE COLLEGE OF EDUCATION, ILA-ORANGUN	719,153,100.00	179,788,275.00	755,948,080.00	188,987,020.00	56,973,786.47	76,279,255.27	60,768,671.91	197,413,517.96	194,021,713.65	102.66%	(5,034,693.65)	561,926,366.35
051702200199	OSUN STATE UNIVERSITY, OSOGBO	1,855,892,580.00	463,973,145.00	1,922,339,010.00	480,584,752.50	194,756,122.29	206,494,110.44	192,046,245.09	588,877,114.98	593,296,477.82	123.45%	(112,711,725.32)	1,329,042,832.18
051702600119	OSUN CENTRAL EDUCATIONAL DISTRICT ILA ORANGUN (DISTRICT)	1,079,215,510.00	269,803,877.50	1,179,489,010.00	294,872,252.50	100,353,934.51	123,597,407.28	104,227,097.25	247,868,800.58	328,178,439.04	111.30%	(33,306,186.54)	851,310,570.96
051702700119	OSUN EAST EDUCATIONAL DISTRICT OFFICE, ILE - IFE (DISTRICT)	945,720,200.00	236,430,050.00	841,549,930.00	210,387,482.50	86,407,794.71	107,233,630.10	92,148,814.45	221,261,147.10	285,790,239.25	135.84%	(75,402,756.75)	555,759,690.75
051702800119	OSUN WEST EDUCATIONAL DISTRICT OFFICE, IKIRE (DISTRICT)	919,357,480.00	229,839,370.00	947,598,830.00	236,899,707.50	84,774,174.13	105,714,824.76	89,259,547.24	213,630,577.90	279,748,546.13	118.09%	(42,848,838.63)	667,850,283.87
051705100199	TEACHERS' ESTABLISHMENT AND PENSIONS OFFICE, OSOGBO	49,310,370.00	12,327,592.50	40,835,220.00	10,208,805.00	4,286,645.83	4,221,774.17	3,653,770.81	6,212,076.89	12,162,190.81	119.13%	(1,953,385.81)	28,673,029.19
051705300139	BOARD FOR TECHNICAL AND VOCATIONAL EDUCATION	126,070,100.00	31,517,525.00	166,116,730.00	41,529,182.50	17,235,149.28	17,697,936.05	15,030,266.48	24,076,212.83	49,963,371.82	120.31%	(8,434,189.32)	116,153,358.18
051705600199	OFFICE OF HIGHER EDUCATION, BURSARY & SCHOLARSHIP	14,193,490.00	3,548,372.50	-	-	-	-	-	1,988,864.77	-	-	-	-
SUB-TOTAL - EDUCATION SECTOR		8,592,716,530.00	2,148,179,132.50	9,067,052,860.00	2,266,763,215.00	850,310,769.86	1,076,062,376.81	836,017,948.09	2,078,106,178.48	2,762,391,094.75	121.87%	(495,627,879.75)	6,304,661,765.25

**OFFICE OF SPECIAL ADVISER
ON BUDGET**
W. A. O. O.
 25/4/21
**MINISTRY OF ECONOMIC
PLANNING & BUDGET,
G3 OSUN STATE**

E. O. O.
Permanent Secretary
**MINISTRY OF ECONOMIC PLANNING,
BUDGET & DEVELOPMENT**
 State of Osun, Osogbo
 Date: 25/4/21



STATE GOVERNMENT OF OSUN
MINISTRY OF ECONOMIC PLANNING AND BUDGET
PERSONNEL EXPENDITURE PERFORMANCE BY MDAs FOR THE FIRST QUARTER, 2021

ADMINISTRATIVE CODE	MDAS	2020 AMENDED ESTIMATES	PRO-RATA ESTIMATES JANUARY TO MARCH, 2020	2021 APPROVED ESTIMATES	PRO-RATA ESTIMATES JAN. - MARCH 2021	JANUARY	FEBRUARY	MARCH	TOTAL ACTUAL PERSONNEL: JANUARY TO MARCH, 2020	TOTAL ACTUAL PERSONNEL: JANUARY TO MARCH, 2021	PERCENTAGE OF PERFORMANCE	VARIANCE	BALANCE
		Y		A	B				Z	D			G = A - D
ENVIRONMENT SECTOR													
022205600199	OSUN SIGNAGE, HOARDING AND ADVERTISEMENT AGENCY	9,949,440.00	2,487,360.00	8,361,600.00	2,090,400.00	800,000.00	800,000.00	800,000.00	2,400,000.00	2,400,000.00	114.81%	(309,600.00)	5,961,600.00
053500100199	MINISTRY OF ENVIRONMENT AND SANITATION	105,625,940.00	26,406,485.00	153,964,650.00	38,491,162.50	15,697,651.04	17,045,636.80	13,169,983.63	15,022,162.36	45,913,271.46	119.28%	(7,422,108.96)	108,051,378.54
053505300199	OSUN STATE WASTE MANAGEMENT AGENCY	77,594,170.00	19,398,542.50	79,564,210.00	19,891,052.50	12,192,581.33	7,954,660.49	7,507,165.07	17,389,122.49	27,654,406.90	139.03%	(7,763,354.40)	51,909,803.10
023305100100	OFFICE OF FORESTRY, NATURAL & MINERAL RESOURCES	27,016,720.00	6,754,180.00	-	-	-	-	-	13,406,013.30	-	-	-	-
023305200199	OFFICE OF NATURAL AND MINERAL RESOURCES	-	-	14,786,310.00	3,696,577.50	1,362,631.56	1,581,083.84	1,180,904.07	-	4,124,619.47	111.58%	(428,041.97)	10,661,690.53
SUB-TOTAL - ENVIRONMENT SECTOR		220,186,270.00	55,046,567.50	256,676,770.00	64,169,192.50	30,052,863.93	27,381,381.13	22,658,052.77	48,217,298.15	80,092,297.83	124.81%	(15,923,105.33)	176,584,472.17
HEALTH SECTOR													
052100100139	MINISTRY OF HEALTH	365,101,940.00	91,275,485.00	473,590,410.00	118,397,602.50	42,313,899.63	47,524,078.47	39,466,920.87	72,296,435.67	129,304,898.97	109.21%	(10,907,296.47)	344,285,511.03
052100200199	OSUN STATE HEALTH INSURANCE AGENCY	42,615,220.00	10,653,805.00	61,273,640.00	15,318,410.00	5,369,563.99	5,888,150.91	4,868,122.86	7,477,183.33	16,125,837.76	105.27%	(807,427.76)	45,147,802.24
052102700100	OSUN STATE UNIVERSITY TEACHING HOSPITAL, OSOGBO	3,370,358,300.00	842,589,575.00	3,825,150,050.00	956,287,512.50	363,569,324.00	447,417,063.75	350,074,513.42	588,877,114.98	1,161,060,901.17	121.41%	(204,773,388.67)	2,664,089,148.83
052110200139	OSUN STATE HOSPITALS MANAGEMENT BOARD	2,130,776,180.00	532,694,045.00	2,631,205,840.00	657,801,460.00	232,010,811.69	255,520,460.00	220,956,805.19	420,838,600.82	709,488,076.88	107.86%	(51,686,616.88)	1,921,717,763.12
052111600199	PRIMARY HEALTH CARE DEVELOPMENT BOARD	54,765,470.00	13,691,367.50	93,271,530.00	23,317,882.50	7,327,785.65	7,885,287.72	6,458,412.81	9,700,074.09	21,671,486.18	92.94%	(1,646,396.32)	71,600,043.82
SUB-TOTAL - HEALTH SECTOR		5,963,617,110.00	1,490,904,277.50	7,084,491,470.00	1,771,122,867.50	651,591,384.96	764,235,040.84	621,824,775.15	1,099,189,408.89	2,037,651,200.95	115.05%	(266,528,333.45)	5,046,840,269.05
INFRASTRUCTURE SECTOR													
022905300199	OFFICE OF TRANSPORTATION	159,565,050.00	39,891,262.50	182,857,440.00	45,714,360.00	20,210,352.85	19,704,202.89	17,212,883.64	32,033,357.41	57,127,439.39	124.97%	(11,413,079.39)	125,730,000.61
023400100199	MINISTRY OF WORKS	140,855,270.00	35,213,817.50	163,117,360.00	40,779,340.00	17,877,431.74	17,903,126.16	15,957,773.33	27,335,551.14	51,738,331.23	126.87%	(10,958,991.23)	111,379,028.77
023400200199	OFFICE OF THE SURVEYOR - GENERAL	18,289,700.00	4,572,425.00	22,496,650.00	5,624,162.50	2,711,411.32	2,885,707.80	2,191,015.72	3,060,899.94	7,788,134.85	138.48%	(2,163,972.35)	14,708,515.15
023400400199	OSUN ROAD MAINTENANCE AGENCY	39,960,620.00	9,990,155.00	44,203,060.00	11,050,765.00	5,590,326.52	5,799,714.57	4,864,145.58	6,810,028.31	16,254,186.67	147.09%	(5,203,421.67)	27,948,873.33
025305300199	OSUN STATE PROPERTY DEVELOPMENT CORPORATION	35,404,440.00	8,851,110.00	40,973,440.00	10,243,360.00	3,475,885.84	4,064,210.25	3,362,750.82	8,412,112.37	10,902,846.90	106.44%	(659,486.90)	30,070,593.10
025305600199	OSUN STATE CAPITAL TERRITORY DEVELOPMENT AUTHORITY	13,913,940.00	3,478,485.00	17,064,370.00	4,266,092.50	2,143,259.34	1,967,989.00	1,660,407.09	2,339,304.71	5,771,655.43	135.29%	(1,505,562.93)	11,292,714.57
026000100199	MINISTRY OF LANDS AND PHYSICAL PLANNING	70,036,850.00	17,509,212.50	71,453,090.00	17,863,272.50	8,071,874.64	8,147,331.54	7,023,995.16	14,108,262.35	23,243,201.34	130.12%	(5,379,928.84)	48,209,888.66
026100100199	MINISTRY OF RURAL DEVELOPMENT AND COMMUNITY AFFAIRS	-	-	54,961,340.00	13,740,335.00	3,164,778.57	4,306,441.90	3,668,097.05	-	11,139,317.53	-	-	43,822,022.47
SUB-TOTAL - INFRASTRUCTURE SECTOR		478,025,870.00	119,506,467.50	597,126,750.00	149,281,687.50	63,245,320.83	64,778,724.12	55,941,068.38	94,099,516.22	183,965,113.33	123.23%	(34,683,425.83)	413,161,636.67
SOCIAL DEVELOPMENT AND WELFARE SECTOR													
012400100119	MINISTRY OF HOME AFFAIRS	91,172,260.00	22,793,065.00	109,389,090.00	27,347,272.50	9,472,392.77	8,971,461.95	7,925,446.07	13,875,802.35	26,369,300.79	96.42%	(977,971.71)	83,019,789.21
051400100199	MINISTRY OF WOMEN AND CHILDREN AFFAIRS	61,628,730.00	15,407,182.50	62,853,380.00	15,713,345.00	8,033,322.97	8,560,526.71	6,961,134.38	12,266,572.94	23,554,947.00	149.90%	(7,841,639.07)	39,298,395.93
053900200199	MINISTRY OF YOUTHS AND SPORTS	-	-	1,318,958,720.00	329,739,680.00	106,053,987.16	106,033,219.00	105,053,752.76	-	317,140,958.93	96.18%	(12,598,721.07)	1,001,817,761.07
053900100100	MINISTRY OF SOCIAL PROTECTION, SPORTS & SPECIAL NEEDS	43,761,940.00	10,940,485.00	-	-	-	-	-	7,915,676.51	-	-	-	-
053905100199	OSUN STATE SPORTS COUNCIL	116,730,520.00	29,182,630.00	112,417,790.00	28,104,447.50	5,884,157.98	18,085,466.72	10,673,977.33	26,433,439.35	34,643,602.03	123.27%	(6,539,154.53)	77,774,187.97
SUB-TOTAL - SOCIAL DEVELOPMENT AND WELFARE SECTOR		313,293,450.00	78,323,362.50	1,603,618,980.00	400,904,745.00	129,443,860.89	141,650,674.38	130,614,310.55	60,491,491.16	401,708,845.82	100.20%	(804,100.82)	1,201,910,134.18
SECURITY LAW AND JUSTICE SECTOR													
031801100199	JUDICIAL SERVICE COMMISSION	48,220,370.00	12,055,092.50	58,848,900.00	14,712,225.00	5,290,120.69	6,317,990.46	5,519,274.16	9,822,310.30	17,127,385.30	116.42%	(2,415,160.30)	41,721,514.70
032600100199	MINISTRY OF JUSTICE	193,376,710.00	48,344,177.50	207,630,550.00	51,907,637.50	82,119,993.85	19,617,474.23	17,049,369.66	21,373,508.46	118,786,837.75	228.84%	(66,879,200.25)	88,843,712.25
032605100199	HIGH COURT OF JUSTICE	351,812,550.00	87,953,137.50	390,987,670.00	97,746,917.50	34,782,931.93	40,949,301.09	30,629,994.53	119,280,441.83	106,362,227.55	108.81%	(8,615,310.05)	284,625,442.45
032605200199	CUSTOMARY COURT OF APPEAL	291,822,470.00	72,955,617.50	410,839,180.00	102,709,795.00	43,883,960.08	27,190,359.18	24,051,705.35	47,403,822.23	95,126,024.62	92.62%	(7,583,770.38)	315,713,155.38
SUB-TOTAL - SECURITY LAW AND JUSTICE SECTOR		885,232,100.00	221,308,025.00	1,068,366,300.00	267,076,575.00	166,077,006.55	94,075,124.97	77,250,343.70	197,880,082.82	337,402,475.22	126.33%	(70,325,900.22)	730,903,824.78
INFORMATION AND COMMUNICATION SECTOR													
012300100100	MINISTRY OF INFORMATION AND STRATEGY	44,701,010.00	11,175,252.50	60,854,990.00	15,213,747.50	5,647,468.40	5,564,590.30	-	8,220,417.45	11,212,058.70	73.70%	(4,001,688.80)	49,642,931.30
012300200139	OSUN STATE BROADCASTING CORPORATION	187,395,690.00	46,848,922.50	202,805,800.00	50,701,450.00	22,379,554.08	23,301,656.71	19,896,584.67	37,014,154.19	65,577,795.46	129.34%	(14,876,345.46)	137,228,004.54
SUB-TOTAL - INFORMATION AND COMMUNICATION SECTOR		232,096,700.00	58,024,175.00	263,660,790.00	65,915,197.50	28,027,022.48	28,866,247.01	19,896,584.67	45,234,571.64	76,789,854.16	116.50%	(10,874,656.66)	186,870,935.84
WATER AND SANITATION SECTOR													
025200200199	MINISTRY OF WATER RESOURCES AND ENERGY	-	-	41,207,290.00	10,301,822.50	5,080,023.15	4,533,024.93	4,042,716.59	-	13,655,764.66	132.56%	(3,353,942.16)	27,551,525.34
025210200199	OSUN STATE WATER CORPORATION	68,401,160.00	17,100,290.00	270,127,450.00	67,531,862.50	33,107,803.57	30,048,982.48	26,133,727.89	13,394,160.07	89,290,513.94	132.22%	(21,758,651.44)	180,836,936.06
025200100100	OFFICE OF WATER RESOURCES, RURAL AND COMMUNITY AFFAIRS	352,645,750.00	88,161,437.50	-	-	-	-	-	46,023,647.76	-	-	-	-
025210300199	RURAL WATER AND ENVIRONMENTAL SANITATION AGENCY	49,212,070.00	12,303,017.50	74,931,960.00	18,732,990.00	7,014,550.42	6,938,937.47	5,575,381.38	8,452,479.59	19,528,869.27	104.25%	(795,879.27)	55,403,090.73
025210400199	SMALL TOWN WATER SUPPLY AND SANITATION AGENCY	-	-	80,971,790.00	20,242,947.50	6,688,641.05	8,607,730.55	7,870,529.46	-	23,166,901.07	114.44%	(2,923,953.57)	57,804,888.93
SUB-TOTAL - WATER AND SANITATION SECTOR		470,258,980.00	117,564,745.00	467,238,490.00	116,809,622.50	51,891,018.19	50,128,675.43	43,622,355.32	67,870,287.42	145,642,048.94	124.68%	(28,832,426.44)	321,596,441.06
FINANCE & REVENUE MOBILIZATION SECTOR													
022000100199	MINISTRY OF FINANCE	805,954,020.00	201,488,505.00	775,101,900.00	193,775,475.00	44,337,247.14	44,868,418.48	42,129,676.09	249,545,519.64	131,335,341.71	67.78%	(62,440,133.29)	643,766,558.29
022000200199	DEBT MANAGEMENT OFFICE	-	-	4,300,950.00	1,075,237.50	-	-	-	-	-	0.00%	(1,075,237.50)	4,300,950.00
022000700119	OFFICE OF THE ACCOUNTANT -GENERAL	102,777,030.00	25,694,257.50	115,641,710.00	28,910,427.50	13,750,574.80	13,654,974.40	11,494,490.51	19,645,960.09	38,900,039.71	134.55%	(9,989,612.21)	76,741,670.29
022000800119	OSUN STATE INTERNAL REVENUE SERVICE	35,484,950.00	8,871,237.50	35,023,270.00	8,755,817.50	3,605,294.68	3,896,550.50	3,137,219.88	6,903,727.96	10,639,065.06	121.51%	(1,883,247.56)	24,384,204.94
SUB-TOTAL - FINANCE & REVENUE MOBILIZATION SECTOR		944,216,000.00	236,054,000.00	930,067,830.00	232,516,957.50	61,693,116.63	62,419,943.38	56,761,386.48	276,095,207.28	180,874,446.49	77.79%	(51,642,511.01)	749,193,383.51
TOTAL OUTFLOW													
		30,912,0											



**STATE GOVERNMENT OF OSUN
MINISTRY OF ECONOMIC PLANNING AND BUDGET
OTHER RECURRENT EXPENDITURE PERFORMANCE BY MDAs FOR THE FIRST QUARTER, 2021**

ADMINISTRATIVE CODE	MDAS	2020 AMENDED ESTIMATES	PRO-RATA ESTIMATES JANUARY TO MARCH, 2020	2021 APPROVED ESTIMATES	PRO-RATA ESTIMATES JAN. - MARCH 2021	JANUARY	FEBRUARY	MARCH	TOTAL ACTUAL RECURRENT: JANUARY TO MARCH, 2020	TOTAL ACTUAL RECURRENT: JANUARY TO MARCH, 2021	PERCENTAGE OF PERFORMANCE	VARIANCE	BALANCE
		Y		A	B				Z	D			G = A - D
GOVERNANCE AND ADMINISTRATION SECTOR													
01110010019	OFFICE OF THE GOVERNOR	5,015,000,000.00	1,253,750,000.00	3,375,000,000.00	843,750,000.00	243,431,050.00	455,724,994.88	527,155,494.51	1,101,323,819.05	1,226,311,539.39	145.34%	(382,561,539.39)	2,148,688,460.61
011103500199	BUREAU OF PUBLIC SERVICE PENSION	1,812,430.00	453,107.50	1,583,960.00	395,990.00	-	-	200,000.00	-	200,000.00	50.51%	195,990.00	1,383,960.00
011101900100	MINISTRY OF SPECIAL DUTIES	478,073,270.00	119,518,317.50	-	-	-	-	-	150,000.00	-	-	-	-
011200100199	OSUN STATE HOUSE OF ASSEMBLY	713,000,000.00	178,250,000.00	1,200,503,000.00	300,125,750.00	-	100,000,000.00	58,800,000.00	-	158,800,000.00	52.91%	141,325,750.00	1,041,703,000.00
011200400169	OSUN STATE HOUSE OF ASSEMBLY SERVICE COMMISSION	15,000,000.00	3,750,000.00	69,230,000.00	17,307,500.00	-	2,000,000.00	1,000,000.00	400,000.00	3,000,000.00	17.33%	14,307,500.00	66,230,000.00
014000100119	OFFICE OF THE AUDITOR GENERAL (STATE)	14,872,990.00	3,718,247.50	12,000,000.00	3,000,000.00	751,500.00	751,500.00	3,508,800.00	191,166,650.00	5,011,800.00	167.06%	(2,011,800.00)	6,988,200.00
014000200119	OFFICE OF THE AUDITOR GENERAL (LOCAL GOVERNMENT)	3,860,900.00	965,225.00	12,000,000.00	3,000,000.00	-	-	-	3,000,000.00	-	0.00%	3,000,000.00	12,000,000.00
012500400199	MINISTRY OF HUMAN RESOURCES AND CAPACITY BUILDING	22,003,120.00	5,500,780.00	154,042,310.00	38,510,577.50	1,350,000.00	850,000.00	15,489,000.00	2,254,500.00	17,689,000.00	45.93%	20,821,577.50	136,353,310.00
014700100199	CIVIL SERVICE COMMISSION	5,460,130.00	1,365,032.50	5,260,000.00	1,315,000.00	500,000.00	-	-	3,006,000.00	500,000.00	38.02%	815,000.00	4,760,000.00
014700200199	LOCAL GOVERNMENTS SERVICE COMMISSION	80,603,250.00	20,150,812.50	300,000,000.00	75,000,000.00	-	-	-	5,869,000.00	-	0.00%	75,000,000.00	300,000,000.00
014800100199	OSUN STATE INDEPENDENT ELECTORAL COMMISSION	19,000,000.00	4,750,000.00	30,000,000.00	7,500,000.00	1,000,000.00	3,500,000.00	1,500,000.00	500,000.00	6,000,000.00	80.00%	1,500,000.00	24,000,000.00
022800100199	MINISTRY OF INNOVATION, SCIENCE AND TECHNOLOGY	15,777,490.00	3,944,372.50	30,000,000.00	7,500,000.00	-	5,000,000.00	7,336,850.00	57,040,814.68	12,336,850.00	164.49%	(4,836,850.00)	17,663,150.00
045202100199	MINISTRY OF REGIONAL INTEGRATION AND SPECIAL DUTIES	-	-	36,000,000.00	9,000,000.00	-	-	-	1,000,000.00	-	0.00%	9,000,000.00	36,000,000.00
045102100100	MINISTRY OF REGIONAL INTEGRATION	5,000,000.00	1,250,000.00	-	-	-	-	-	250,000.00	-	-	-	-
055100100199	MINISTRY OF LOCAL GOVERNMENTS AND CHIEFTAINCY AFFAIRS	-	-	10,000,000.00	2,500,000.00	-	-	-	1,164,000.00	-	0.00%	2,500,000.00	10,000,000.00
	SUB-TOTAL - GOVERNANCE AND ADMINISTRATION SECTOR	6,389,463,580.00	1,597,365,895.00	5,235,619,270.00	1,308,904,817.50	247,032,550.00	567,826,494.88	614,990,144.51	1,367,124,783.73	1,429,849,189.39	109.24%	(120,944,371.89)	3,805,770,080.61
AGRICULTURE SECTOR													
021500100119	MINISTRY OF AGRICULTURE AND FOOD SECURITY	27,644,870.00	6,911,217.50	41,700,000.00	10,425,000.00	-	-	-	629,000.00	-	0.00%	10,425,000.00	41,700,000.00
021500100199	OSUN PRODUCE BOARD	2,500,000.00	625,000.00	-	-	-	-	-	150,000.00	-	-	-	-
021510200199	OSUN STATE AGRICULTURAL DEVELOPMENT PROGRAMME	2,117,330.00	529,332.50	2,000,000.00	500,000.00	-	-	-	1,412,000.00	-	0.00%	500,000.00	2,000,000.00
021510300199	OSUN STATE AGRICULTURAL DEVELOPMENT CORPORATION	3,674,220.00	918,555.00	5,000,000.00	1,250,000.00	254,890.00	15,105.42	431,145.43	1,070,617.97	701,140.85	56.09%	548,859.15	4,298,859.15
	SUB-TOTAL - AGRICULTURE SECTOR	35,936,420.00	8,984,105.00	48,700,000.00	12,175,000.00	254,890.00	15,105.42	431,145.43	3,261,617.97	701,140.85	5.67%	11,473,859.15	47,998,859.15
PLANNING AND BUDGET SECTOR													
022000300119	MINISTRY OF ECONOMIC PLANNING AND BUDGET	-	-	159,100,000.00	39,775,000.00	1,500,000.00	6,905,000.00	4,703,000.00	18,700,000.00	13,108,000.00	32.96%	26,667,000.00	145,992,000.00
022000300100	MINISTRY OF ECONOMIC PLANNING, BUDGET & DEVELOPMENT	95,906,230.00	23,976,557.50	-	-	-	-	-	-	-	-	-	-
023800400199	STATE BUREAU OF STATISTICS	5,378,610.00	1,344,652.50	35,380,000.00	8,845,000.00	-	-	215,000.00	150,000.00	215,000.00	2.43%	8,630,000.00	35,165,000.00
011101000199	PUBLIC PROCUREMENT AGENCY	5,000,000.00	1,250,000.00	19,560,000.00	4,890,000.00	-	2,550,000.00	1,550,000.00	-	4,100,000.00	83.84%	790,000.00	15,460,000.00
	SUB-TOTAL - PLANNING AND BUDGET SECTOR	106,284,840.00	26,571,210.00	214,040,000.00	53,510,000.00	1,500,000.00	9,455,000.00	6,468,000.00	18,850,000.00	17,423,000.00	32.56%	36,087,000.00	196,617,000.00
COMMERCE AND INDUSTRY SECTOR													
022200100119	MINISTRY OF INDUSTRY, COMMERCE AND COOPERATIVES	-	-	75,000,000.00	18,750,000.00	-	-	-	-	-	0.00%	18,750,000.00	75,000,000.00
022205100199	OSUN MICRO CREDIT AGENCY	706,421,300.00	176,605,325.00	8,060,040.00	2,015,010.00	-	-	450,000.00	4,243,125.00	450,000.00	22.33%	1,565,010.00	7,610,040.00
023600100199	MINISTRY OF CULTURE AND TOURISM	8,433,930.00	2,108,482.50	7,759,110.00	1,939,777.50	-	-	-	1,942,600.00	-	0.00%	1,939,777.50	7,759,110.00
023600400199	OSUN STATE COUNCIL FOR ARTS AND CULTURE	1,732,360.00	433,090.00	6,000,000.00	1,500,000.00	-	-	-	250,000.00	-	0.00%	1,500,000.00	6,000,000.00
051300100100	MINISTRY OF EMPOWERMENT AND YOUTH ENGAGEMENT	3,822,090.00	955,522.50	-	-	-	-	-	150,000.00	-	-	-	-
023605200199	OSUN STATE TOURISM BOARD	1,850,550.00	462,637.50	23,083,800.00	5,770,950.00	-	-	366,800.00	100,000.00	366,800.00	6.36%	5,404,150.00	22,717,000.00
	SUB-TOTAL - COMMERCE AND INDUSTRY SECTOR	722,260,230.00	180,565,057.50	119,902,950.00	29,975,737.50	-	-	816,800.00	6,685,725.00	816,800.00	2.72%	29,158,937.50	119,086,150.00
EDUCATION SECTOR													
051700100139	MINISTRY OF EDUCATION	359,892,010.00	89,973,002.50	342,550,000.00	85,637,500.00	-	250,000.00	17,409,804.00	12,680,190.00	17,659,804.00	20.62%	67,977,696.00	324,890,196.00
051700300119	STATE UNIVERSAL BASIC EDUCATION BOARD	27,760,740.00	6,940,185.00	295,000,000.00	73,750,000.00	-	-	-	-	-	0.00%	73,750,000.00	295,000,000.00
051700800199	OSUN STATE LIBRARY BOARD	708,580.00	177,145.00	1,000,000.00	250,000.00	-	-	-	100,000.00	-	0.00%	250,000.00	1,000,000.00
051701000199	OSUN STATE MASS EDUCATION AGENCY	1,029,540.00	257,385.00	1,500,000.00	375,000.00	-	-	-	100,000.00	-	0.00%	375,000.00	1,500,000.00
051701800199	OSUN STATE COLLEGE OF TECHNOLOGY, ESA-OKE	193,237,320.00	48,309,330.00	744,658,400.00	186,164,600.00	7,460,789.55	17,477,751.00	11,404,492.44	59,407,939.62	36,343,032.99	19.52%	149,821,567.01	708,315,367.01
051701900199	OSUN STATE POLYTECHNIC, IREE	188,865,510.00	47,216,377.50	727,376,000.00	181,844,000.00	30,683,939.39	42,047,953.23	74,265,702.63	-	146,997,595.25	80.84%	34,846,404.75	580,378,404.75
051702000199	OSUN STATE COLLEGE OF EDUCATION, ILESA	147,123,140.00	36,780,785.00	431,647,330.00	107,911,832.50	16,589,738.67	21,656,421.44	25,326,905.07	70,694,177.36	63,573,065.18	58.91%	44,338,767.32	368,074,264.82
051702100199	OSUN STATE COLLEGE OF EDUCATION, ILA-ORANGUN	38,574,640.00	9,643,660.00	108,199,200.00	27,049,800.00	7,317,670.00	17,173,530.00	11,594,450.00	5,748,390.00	36,085,650.00	133.40%	(9,035,850.00)	72,113,550.00
051702200199	OSUN STATE UNIVERSITY, OSOGBO	588,830,230.00	147,207,557.50	766,000,000.00	191,500,000.00	21,159,758.30	53,058,824.26	27,795,673.41	175,358,760.90	102,014,255.97	53.27%	89,485,744.03	663,985,744.03
051702600119	OSUN CENTRAL EDUCATIONAL DISTRICT ILE ORANGUN (D)	6,000,000.00	1,500,000.00	42,000,000.00	10,500,000.00	-	-	-	150,000.00	-	0.00%	10,500,000.00	42,000,000.00
051702700119	OSUN EAST EDUCATIONAL DISTRICT OFFICE, ILE - IFE (DIS)	5,000,000.00	1,250,000.00	43,000,000.00	10,750,000.00	-	-	-	150,000.00	-	0.00%	10,750,000.00	43,000,000.00
051702800119	OSUN WEST EDUCATIONAL DISTRICT OFFICE, IKIRE (DIST)	5,000,000.00	1,250,000.00	40,000,000.00	10,000,000.00	-	-	-	150,000.00	-	0.00%	10,000,000.00	40,000,000.00
051705100199	TEACHERS' ESTABLISHMENT AND PENSIONS OFFICE, OSOGBO	1,638,040.00	409,510.00	3,000,000.00	750,000.00	-	-	-	150,000.00	-	0.00%	750,000.00	3,000,000.00
051705300139	BOARD FOR TECHNICAL AND VOCATIONAL EDUCATION	7,699,370.00	1,924,842.50	15,000,000.00	3,750,000.00	-	-	-	150,000.00	-	0.00%	3,750,000.00	15,000,000.00
051705600199	OFFICE OF HIGHER EDUCATION, BURSARY AND SCHOLARSHIPS	2,640,100.00	660,025.00	-	-	-	-	-	100,000.00	-	-	-	-
051706500199	OSUN EDUCATION QUALITY ASSURANCE AND MORALITY AUTHORITY	1,820,050.00	455,012.50	-	-	-	-	-	100,000.00	-	-	-	-
	SUB-TOTAL - EDUCATION SECTOR	1,575,819,270.00	393,954,817.50	3,560,930,930.00	890,232,732.50	83,211,895.91	151,664,479.93	167,797,027.55	325,039,457.88	402,673,403.39	45.23%	487,559,329.11	3,158,257,526.61

OFFICE OF SPECIAL ADVISER
ON BUDGET
20/4/21
MINISTRY OF ECONOMIC
PLANNING & BUDGET,
OSOGBO, OSUN STATE

E. A. A. M. S.
Permanent Secretary
MINISTRY OF ECONOMIC PLANNING,
BUDGET & DEVELOPMENT
State of Osun, Osogbo
Date: 20/4/21



**STATE GOVERNMENT OF OSUN
MINISTRY OF ECONOMIC PLANNING AND BUDGET
OTHER RECURRENT EXPENDITURE PERFORMANCE BY MDAs FOR THE FIRST QUARTER, 2021**

ADMINISTRATIVE CODE	MDAS	2020 AMENDED ESTIMATES	PRO-RATA ESTIMATES JANUARY TO MARCH, 2020	2021 APPROVED ESTIMATES	PRO-RATA ESTIMATES JAN. - MARCH 2021	JANUARY	FEBRUARY	MARCH	TOTAL ACTUAL RECURRENT: JANUARY TO MARCH, 2020	TOTAL ACTUAL RECURRENT: JANUARY TO MARCH, 2021	PERCENTAGE OF PERFORMANCE	VARIANCE	BALANCE
		Y		A	B				Z	D			G = A - D
ENVIRONMENT SECTOR													
022205600199	OSUN SIGNAGE, HOARDING AND ADVERTISEMENT AGENCY	15,000,000.00	3,750,000.00	23,000,000.00	5,750,000.00	-	-	705,750.00	7,733,664.54	705,750.00	12.27%	5,044,250.00	22,294,250.00
053500100199	MINISTRY OF ENVIRONMENT AND SANITATION	21,363,810.00	5,340,952.50	50,000,000.00	12,500,000.00	-	-	998,000.00	6,162,000.00	998,000.00	7.98%	11,502,000.00	49,002,000.00
053500200199	OSUN PARKS AND GARDENS MANAGEMENT AGENCY	15,000,000.00	3,750,000.00	20,000,000.00	5,000,000.00	-	-	4,500,000.00	150,000.00	4,500,000.00	90.00%	500,000.00	15,500,000.00
053505300199	OSUN STATE WASTE MANAGEMENT AGENCY	60,554,960.00	15,138,740.00	60,000,000.00	15,000,000.00	-	300,000.00	13,315,000.00	17,692,000.00	13,615,000.00	90.77%	1,385,000.00	46,385,000.00
023305100100	OFFICE OF FORESTRY, NATURAL & MINERAL RESOURCES	3,079,750.00	769,937.50	-	-	-	-	-	730,000.00	-	-	-	-
023305200199	OFFICE OF NATURAL AND MINERAL RESOURCES	-	-	5,000,000.00	1,250,000.00	-	-	-	-	-	0.00%	1,250,000.00	5,000,000.00
	SUB-TOTAL - ENVIRONMENT SECTOR	114,998,520.00	28,749,630.00	158,000,000.00	39,500,000.00	-	300,000.00	19,518,750.00	32,467,664.54	19,818,750.00	50.17%	19,681,250.00	138,181,250.00
HEALTH SECTOR													
052100100139	MINISTRY OF HEALTH	364,739,720.00	91,184,930.00	749,800,000.00	187,450,000.00	7,230,000.00	17,600,000.00	6,500,000.00	27,000,000.00	31,330,000.00	16.71%	156,120,000.00	718,470,000.00
052100200199	OSUN STATE HEALTH INSURANCE AGENCY	82,917,810.00	20,729,452.50	80,000,000.00	20,000,000.00	-	-	-	150,000.00	-	0.00%	20,000,000.00	80,000,000.00
052102700100	OSUN STATE UNIVERSITY TEACHING HOSPITAL, OSOGBO	210,000,000.00	52,500,000.00	300,000,000.00	75,000,000.00	-	-	-	100,014,503.73	-	0.00%	75,000,000.00	300,000,000.00
052110200139	OSUN STATE HOSPITALS MANAGEMENT BOARD	50,000,000.00	12,500,000.00	65,000,000.00	16,250,000.00	2,655,840.00	-	7,272,640.00	10,545,280.00	9,928,480.00	61.10%	6,321,520.00	55,071,520.00
052111600199	PRIMARY HEALTH CARE DEVELOPMENT BOARD	4,768,650.00	1,192,162.50	80,000,000.00	20,000,000.00	95,000.00	275,000.00	941,186.00	150,000.00	1,311,186.00	6.56%	18,688,814.00	78,688,814.00
	SUB-TOTAL - HEALTH SECTOR	712,426,180.00	178,106,545.00	1,274,800,000.00	318,700,000.00	9,980,840.00	17,875,000.00	14,713,826.00	137,859,783.73	42,569,666.00	13.36%	276,130,334.00	1,232,230,334.00
INFRASTRUCTURE SECTOR													
022905300199	OFFICE OF TRANSPORTATION	43,000,000.00	10,750,000.00	47,507,900.00	11,876,975.00	500,000.00	-	-	2,463,500.00	500,000.00	4.21%	11,376,975.00	47,007,900.00
023400100199	MINISTRY OF WORKS	153,000,000.00	38,250,000.00	63,500,000.00	15,875,000.00	7,000,000.00	5,000,000.00	21,846,000.00	29,141,000.00	33,846,000.00	213.20%	(17,971,000.00)	29,654,000.00
023400200199	OFFICE OF THE SURVEYOR - GENERAL	2,267,960.00	566,990.00	27,194,370.00	6,798,592.50	-	-	-	150,000.00	-	0.00%	6,798,592.50	27,194,370.00
023400400199	OSUN ROAD MAINTENANCE AGENCY	2,912,070.00	728,017.50	5,000,000.00	1,250,000.00	-	-	-	150,000.00	-	0.00%	1,250,000.00	5,000,000.00
023405500199	OSUN ASSETS MANAGEMENT AGENCY	4,619,630.00	1,154,907.50	27,500,000.00	6,875,000.00	-	-	-	500,000.00	-	0.00%	6,875,000.00	27,500,000.00
025305300199	OSUN STATE PROPERTY DEVELOPMENT CORPORATION	-	-	31,088,520.00	7,772,130.00	-	-	-	-	-	0.00%	7,772,130.00	31,088,520.00
025305600199	OSUN STATE CAPITAL TERRITORY DEVELOPMENT AUTHORITY	4,619,630.00	1,154,907.50	10,000,000.00	2,500,000.00	-	-	-	200,000.00	-	0.00%	2,500,000.00	10,000,000.00
025305800199	OSUN NEW TOWNS AND GROWTH AREAS DEVELOPMENT	3,774,530.00	943,632.50	-	-	-	-	-	150,000.00	-	0.00%	-	-
026000100199	MINISTRY OF LANDS AND PHYSICAL PLANNING	7,000,000.00	1,750,000.00	-	-	250,000.00	250,000.00	-	1,271,673.96	500,000.00	12.61%	3,465,932.50	15,363,730.00
026100100199	MINISTRY OF RURAL DEVELOPMENT AND COMMUNITY AFFAIRS	-	-	10,000,000.00	2,500,000.00	-	-	-	-	-	0.00%	2,500,000.00	10,000,000.00
	SUB-TOTAL - INFRASTRUCTURE SECTOR	221,193,820.00	55,298,455.00	237,654,520.00	59,413,630.00	7,750,000.00	5,250,000.00	21,846,000.00	34,026,173.96	34,846,000.00	58.65%	24,567,630.00	202,808,520.00
SOCIAL DEVELOPMENT AND WELFARE SECTOR													
012400100119	MINISTRY OF HOME AFFAIRS	46,161,550.00	11,540,387.50	145,000,000.00	36,250,000.00	-	2,890,728.70	6,000,895.72	9,315,000.00	8,891,624.42	24.53%	27,358,375.58	136,108,375.58
051400100199	MINISTRY OF WOMEN AND CHILDREN AFFAIRS	6,442,080.00	1,610,520.00	114,550,000.00	28,637,500.00	-	-	11,316,900.00	13,301,600.00	11,316,900.00	39.52%	17,320,600.00	103,233,100.00
053900200199	MINISTRY OF YOUTHS AND SPORTS	-	-	22,500,000.00	5,625,000.00	-	-	-	-	-	0.00%	5,625,000.00	22,500,000.00
053900100100	MINISTRY OF SOCIAL PROTECTION, SPORTS & SPECIAL NEEDS	10,920,250.00	2,730,062.50	-	-	-	-	-	3,930,000.00	-	0.00%	-	-
053905100199	OSUN STATE SPORTS COUNCIL	25,480,570.00	6,370,142.50	52,500,000.00	13,125,000.00	-	-	5,000,000.00	-	5,000,000.00	38.10%	8,125,000.00	47,500,000.00
	SUB-TOTAL - SOCIAL DEVELOPMENT AND WELFARE SECTOR	129,004,450.00	32,251,112.50	334,550,000.00	83,637,500.00	-	2,890,728.70	22,317,795.72	26,546,600.00	25,208,524.42	30.14%	58,428,975.58	309,341,475.58
SECURITY LAW AND JUSTICE SECTOR													
031801100199	JUDICIAL SERVICE COMMISSION	25,000,000.00	6,250,000.00	63,454,920.00	15,863,730.00	-	2,000,000.00	2,000,000.00	4,000,000.00	4,000,000.00	25.21%	11,863,730.00	59,454,920.00
032600100199	MINISTRY OF JUSTICE	24,496,850.00	6,124,212.50	75,000,000.00	18,750,000.00	7,000,000.00	2,000,000.00	2,000,000.00	2,000,000.00	11,000,000.00	58.67%	7,750,000.00	64,000,000.00
032605100199	HIGH COURT OF JUSTICE	269,000,000.00	67,250,000.00	312,274,630.00	78,068,657.50	-	25,000,000.00	25,000,000.00	65,000,000.00	50,000,000.00	64.05%	28,068,657.50	262,274,630.00
032605200199	CUSTOMARY COURT OF APPEAL	105,000,000.00	26,250,000.00	144,305,530.00	36,076,382.50	-	9,700,000.00	10,200,000.00	19,400,000.00	19,900,000.00	55.16%	16,176,382.50	124,405,530.00
	SUB-TOTAL - SECURITY LAW AND JUSTICE SECTOR	423,496,850.00	105,874,212.50	595,035,080.00	148,758,770.00	7,000,000.00	38,700,000.00	39,200,000.00	90,400,000.00	84,900,000.00	57.07%	63,858,770.00	510,135,080.00
INFORMATION AND COMMUNICATION SECTOR													
012300100199	MINISTRY OF INFORMATION AND CIVIC ORIENTATION	12,264,810.00	3,066,202.50	3,000,000.00	750,000.00	-	-	-	1,570,000.00	-	0.00%	750,000.00	3,000,000.00
012300200139	OSUN STATE BROADCASTING CORPORATION	92,019,790.00	23,004,947.50	110,000,000.00	27,500,000.00	-	-	-	32,284,098.46	-	0.00%	27,500,000.00	110,000,000.00
	SUB-TOTAL - INFORMATION AND COMMUNICATION SECTOR	104,284,600.00	26,071,150.00	113,000,000.00	28,250,000.00	-	-	-	33,854,098.46	-	0.00%	28,250,000.00	113,000,000.00
WATER AND SANITATION SECTOR													
025200200199	MINISTRY OF WATER RESOURCES AND ENERGY	5,000,000.00	1,250,000.00	3,760,000.00	940,000.00	275,000.00	-	-	1,172,000.00	275,000.00	29.26%	665,000.00	3,485,000.00
025210200199	OSUN STATE WATER CORPORATION	-	-	60,000,000.00	15,000,000.00	2,252,591.58	2,409,745.50	3,690,853.74	-	8,353,190.82	55.69%	6,646,809.18	51,646,809.18
025200100100	OFFICE OF WATER RESOURCES, RURAL AND COMMUNITY	125,840,490.00	31,460,122.50	-	-	-	-	-	15,000,000.00	-	0.00%	-	-
025210300199	RURAL WATER AND ENVIRONMENTAL SANITATION AGENCY	728,020.00	182,005.00	2,000,000.00	500,000.00	-	-	-	150,000.00	-	0.00%	500,000.00	2,000,000.00
025210400199	SMALL TOWN WATER SUPPLY AND SANITATION AGENCY	-	-	11,000,000.00	2,750,000.00	-	-	-	-	-	0.00%	2,750,000.00	11,000,000.00
	SUB-TOTAL - WATER AND SANITATION SECTOR	131,568,510.00	32,892,127.50	76,760,000.00	19,190,000.00	2,527,591.58	2,409,745.50	3,690,853.74	16,322,000.00	8,628,190.82	44.96%	10,561,809.18	68,131,809.18
FINANCE & REVENUE MOBILIZATION SECTOR													
022000100199	MINISTRY OF FINANCE	3,553,231,540.00	888,307,885.00	4,761,841,430.00	1,190,460,357.50	56,540,774.48	960,166,313.71	171,191,038.29	799,512,837.69	1,187,898,126.48	99.78%	2,562,231.02	3,573,943,303.52
022000200199	DEBT MANAGEMENT OFFICE	720,000,000.00	180,000,000.00	2,059,927,660.00	514,981,915.00	-	-	-	312,024,100.62	-	0.00%	514,981,915.00	2,059,927,660.00
022000700119	OFFICE OF THE ACCOUNTANT - GENERAL	25,000,000.00	6,250,000.00	76,000,000.00	19,000,000.00	1,200,000.00	1,200,000.00	3,734,000.00	6,631,150.00	6,134,000.00	32.28%	12,866,000.00	69,866,000.00
022000800119	OSUN STATE INTERNAL REVENUE SERVICE	200,000,000.00	50,000,000.00	154,134,770.00	38,533,692.50	-	28,497,853.21	22,217,467.23	46,864,172.65	50,715,320.44	131.61%	(12,181,627.94)	103,419,449.56
	SUB-TOTAL - FINANCE & REVENUE MOBILIZATION SECTOR	4,498,231,540.00	1,124,557,885.00	7,051,903,860.00	1,762,975,965.00	57,740,774.48	989,864,166.92	197,142,505.52	1,165,032,260.96	1,244,747,446.92	70.60%	518,228,518.08	5,807,156,413.08
	TOTAL RECURRENT EXPENDITURE	15,164,868,810.00	3,791,242,202.50	19,020,886,610.00	4,755,224,152.50	416,998,541.97	1,786,250,721.35	1,108,932,848.47	3,257,470,166.23	3,312,182,111.79	69.65%	1,443,042,040.71	15,708,714,498.21

**OFFICE OF SPECIAL ADVISER
ON BUDGET**
[Signature]
20/4/21
**MINISTRY OF ECONOMIC
PLANNING & BUDGET,
OSOGBO, OSUN STATE**



STATE GOVERNMENT OF OSUN
MINISTRY OF ECONOMIC PLANNING AND BUDGET
CAPITAL EXPENDITURE PERFORMANCE BY MDAs FOR THE FIRST QUARTER, 2021

ADMINISTRATIVE CODE	MDAs	2020 AMENDED ESTIMATES	PRO-RATA ESTIMATES JANUARY TO MARCH, 2020	2021 APPROVED ESTIMATES	PRO-RATA ESTIMATES JAN. - MARCH 2021	JANUARY	FEBRUARY	MARCH	TOTAL ACTUAL CAPITAL: JANUARY TO MARCH, 2020	TOTAL ACTUAL CAPITAL: JANUARY TO MARCH, 2021	PERCENT AGE OF PERFORMANCE	VARIANCE	BALANCE
		Y		A	B				Z	D			G = A - D
	GOVERNANCE AND ADMINISTRATION SECTOR												
011100100119	OFFICE OF THE GOVERNOR	2,684,962,570.00	671,240,642.50	750,000,000.00	187,500,000.00	259,451,118.19	160,370,634.81	216,573,331.79	755,862,272.56	636,395,084.79	339.41%	(448,895,084.79)	113,604,915.21
011103500199	BUREAU OF PUBLIC SERVICE PENSION	-	-	10,000,000.00	2,500,000.00	-	-	-	-	-	0.00%	2,500,000.00	10,000,000.00
011200100199	OSUN STATE HOUSE OF ASSEMBLY	-	-	250,000,000.00	62,500,000.00	-	-	-	-	-	0.00%	62,500,000.00	250,000,000.00
011200400169	OSUN STATE HOUSE OF ASSEMBLY SERVICE COMMISSION	-	-	19,700,000.00	4,925,000.00	-	-	-	-	-	0.00%	4,925,000.00	19,700,000.00
014000100119	OFFICE OF THE AUDITOR GENERAL (STATE)	9,896,520.00	2,474,130.00	9,594,570.00	2,398,642.50	-	-	1,000,000.00	-	1,000,000.00	41.69%	1,398,642.50	8,594,570.00
014000200119	OFFICE OF THE AUDITOR GENERAL (LOCAL GOVERNMENTS)	-	-	13,000,000.00	3,250,000.00	-	-	-	-	-	0.00%	3,250,000.00	13,000,000.00
012500400199	MINISTRY OF HUMAN RESOURCES AND CAPACITY BUILDING	-	-	141,250,000.00	35,312,500.00	-	-	-	-	-	0.00%	35,312,500.00	141,250,000.00
014700100199	CIVIL SERVICE COMMISSION	-	-	30,469,000.00	7,617,250.00	-	-	-	-	-	0.00%	7,617,250.00	30,469,000.00
014700200199	LOCAL GOVERNMENTS SERVICE COMMISSION	-	-	48,359,000.00	12,089,750.00	-	-	-	-	-	0.00%	12,089,750.00	48,359,000.00
022800100199	MINISTRY OF INNOVATION, SCIENCE AND TECHNOLOGY	-	-	237,250,000.00	59,312,500.00	-	-	-	-	-	0.00%	59,312,500.00	237,250,000.00
045102100100	MINISTRY OF REGIONAL INTEGRATION	39,000,000.00	9,750,000.00	-	-	-	-	-	13,360,250.00	-	-	-	-
055100100199	MINISTRY OF LOCAL GOVERNMENTS AND CHIEFTAINCY AFFAIRS	-	-	5,500,000.00	1,375,000.00	-	-	-	-	-	0.00%	1,375,000.00	5,500,000.00
	SUB-TOTAL - GOVERNANCE AND ADMINISTRATION SECTOR	2,733,859,090.00	683,464,772.50	1,515,122,570.00	378,780,642.50	259,451,118.19	160,370,634.81	217,573,331.79	769,222,522.56	637,395,084.79	168.28%	(258,614,442.29)	877,727,485.21
	AGRICULTURE SECTOR												
021500100119	MINISTRY OF AGRICULTURE AND FOOD SECURITY	82,863,650.00	20,715,912.50	3,313,734,560.00	828,433,640.00	-	-	104,177,000.00	-	104,177,000.00	12.58%	724,256,640.00	3,209,587,560.00
021510200199	OSUN STATE AGRICULTURAL DEVELOPMENT PROGRAMME	-	-	45,000,000.00	11,250,000.00	-	-	-	-	-	0.00%	11,250,000.00	45,000,000.00
021510300199	OSUN STATE AGRICULTURAL DEVELOPMENT CORPORATION	1,000,000.00	250,000.00	46,000,000.00	11,500,000.00	-	-	420,000.00	275,000.00	420,000.00	3.65%	11,080,000.00	45,580,000.00
	SUB-TOTAL - AGRICULTURE SECTOR	83,863,650.00	20,965,912.50	3,404,734,560.00	851,183,640.00	-	-	104,597,000.00	275,000.00	104,597,000.00	12.29%	746,586,640.00	3,300,137,560.00
	PLANNING AND BUDGET SECTOR												
022000300119	MINISTRY OF ECONOMIC PLANNING AND BUDGET	10,425,000.00	2,606,250.00	114,271,800.00	28,567,950.00	-	-	-	4,943,130.00	-	0.00%	28,567,950.00	114,271,800.00
023800400199	STATE BUREAU OF STATISTICS	20,100,000.00	5,025,000.00	41,419,000.00	10,354,750.00	-	-	-	-	-	0.00%	10,354,750.00	41,419,000.00
011101000199	PUBLIC PROCUREMENT AGENCY	-	-	17,345,000.00	4,336,250.00	-	-	-	-	-	0.00%	4,336,250.00	17,345,000.00
	SUB-TOTAL - PLANNING AND BUDGET SECTOR	30,525,000.00	30,525,000.00	173,035,800.00	43,258,950.00	-	-	-	4,943,130.00	-	0.00%	43,258,950.00	173,035,800.00
	COMMERCE AND INDUSTRY SECTOR												
022200100119	MINISTRY OF INDUSTRY, COMMERCE AND COOPERATIVES	-	-	1,036,223,360.00	259,055,840.00	-	-	8,250,000.00	4,960,000.00	8,250,000.00	3.18%	250,805,840.00	1,027,973,360.00
022205100199	OSUN MICRO CREDIT AGENCY	6,213,490.00	1,553,372.50	50,000,000.00	12,500,000.00	-	-	-	-	-	0.00%	12,500,000.00	50,000,000.00
023600100199	MINISTRY OF CULTURE AND TOURISM	-	-	23,500,000.00	5,875,000.00	-	-	-	-	-	0.00%	5,875,000.00	23,500,000.00
023600400199	OSUN STATE COUNCIL FOR ARTS AND CULTURE	-	-	4,319,840.00	1,079,960.00	-	-	-	-	-	0.00%	1,079,960.00	4,319,840.00
023605200199	OSUN STATE TOURISM BOARD	-	-	20,000,000.00	5,000,000.00	-	-	-	-	-	0.00%	5,000,000.00	20,000,000.00
	SUB-TOTAL - COMMERCE AND INDUSTRY SECTOR	6,213,490.00	6,213,490.00	1,134,043,200.00	283,510,800.00	-	-	8,250,000.00	4,960,000.00	8,250,000.00	2.91%	275,260,800.00	1,125,793,200.00
	EDUCATION SECTOR												
051700100139	MINISTRY OF EDUCATION	210,910,520.00	52,727,630.00	2,684,303,320.00	671,075,830.00	-	-	20,000,000.00	13,716,270.21	20,000,000.00	2.98%	651,075,830.00	2,664,303,320.00
051700300119	STATE UNIVERSAL BASIC EDUCATION BOARD	800,000,000.00	200,000,000.00	4,201,907,010.00	1,050,476,752.50	-	-	-	-	-	0.00%	1,050,476,752.50	4,201,907,010.00
051700800199	OSUN STATE LIBRARY BOARD	-	-	19,192,850.00	4,798,212.50	-	-	-	-	-	0.00%	4,798,212.50	19,192,850.00
051701000199	OSUN STATE MASS EDUCATION AGENCY	-	-	2,600,000.00	650,000.00	-	-	-	-	-	0.00%	650,000.00	2,600,000.00
051701800199	OSUN STATE COLLEGE OF TECHNOLOGY, ESA-OKE	249,834,660.00	62,458,665.00	498,705,600.00	124,676,400.00	88,314,091.42	12,012,955.00	4,190,913.49	10,902,395.80	104,517,959.91	83.83%	20,158,440.09	394,187,640.09
051701900199	OSUN STATE POLYTECHNIC, IREE	830,489,800.00	207,622,450.00	674,000,000.00	168,500,000.00	2,362,000.00	13,738,500.00	7,672,084.67	-	23,772,584.67	14.11%	144,727,415.33	650,227,415.33
051702000199	OSUN STATE COLLEGE OF EDUCATION, ILESA	854,804,100.00	213,701,025.00	498,130,180.00	124,532,545.00	11,880,709.12	54.00	71,974,444.00	513,024,170.00	83,855,207.12	67.34%	40,677,337.88	414,274,972.88
051702100199	OSUN STATE COLLEGE OF EDUCATION, ILE-ORANGUN	208,955,000.00	52,238,750.00	418,325,500.00	104,581,375.00	2,800,176.97	1,938,299.34	2,250,340.26	-	6,988,816.57	6.68%	97,592,558.43	411,338,683.43
051702200199	OSUN STATE UNIVERSITY, OSOGBO	741,960,780.00	185,490,195.00	784,700,000.00	196,175,000.00	82,401,031.50	15,993,114.02	14,757,336.87	123,065,304.93	113,151,482.39	57.68%	83,023,517.61	671,548,517.61
051702600119	OSUN CENTRAL EDUCATIONAL DISTRICT ILE-ORANGUN (DISTRICT)	-	-	6,645,000.00	1,661,250.00	-	-	-	-	-	0.00%	1,661,250.00	6,645,000.00
051702700119	OSUN EAST EDUCATIONAL DISTRICT OFFICE, ILE-IFE (DISTRICT)	-	-	5,219,680.00	1,304,920.00	-	-	-	-	-	0.00%	1,304,920.00	5,219,680.00
051702800119	OSUN WEST EDUCATIONAL DISTRICT OFFICE, IKIRE (DISTRICT)	-	-	4,527,000.00	1,131,750.00	-	-	-	-	-	0.00%	1,131,750.00	4,527,000.00
051705300139	BOARD FOR TECHNICAL AND VOCATIONAL EDUCATION	305,000,000.00	76,250,000.00	913,072,290.00	228,268,072.50	-	-	-	100,000,000.00	-	0.00%	228,268,072.50	913,072,290.00
	SUB-TOTAL - EDUCATION SECTOR	4,201,954,860.00	1,050,488,715.00	10,711,328,430.00	2,677,332,107.50	187,758,009.01	43,682,922.36	120,845,119.29	760,708,140.94	352,286,050.66	13.16%	2,325,546,056.84	10,359,042,379.34
	ENVIRONMENT SECTOR												
022205600199	OSUN SIGNAGE, HOARDING AND ADVERTISEMENT AGENCY	-	-	5,200,000.00	1,300,000.00	-	-	-	-	-	0.00%	1,300,000.00	5,200,000.00
053500100199	MINISTRY OF ENVIRONMENT AND SANITATION	290,000,000.00	72,500,000.00	103,894,010.00	25,973,502.50	-	4,640,000.00	50,000,000.00	30,000,000.00	54,640,000.00	210.37%	(28,666,497.50)	49,254,010.00
053500200199	OSUN PARKS AND GARDENS MANAGEMENT AGENCY	-	-	4,780,710.00	1,195,177.50	-	-	-	-	-	0.00%	1,195,177.50	4,780,710.00
053505300199	OSUN STATE WASTE MANAGEMENT AGENCY	10,000,000.00	2,500,000.00	14,156,990.00	3,539,247.50	-	-	1,617,000.00	-	1,617,000.00	45.69%	1,922,247.50	12,539,990.00
023305100100	OFFICE OF FORESTRY, NATURAL & MINERAL RESOURCES	-	-	-	-	-	-	-	-	-	0.00%	-	-
023305200199	OFFICE OF NATURAL AND MINERAL RESOURCES	-	-	39,215,850.00	9,803,962.50	-	-	-	-	-	0.00%	9,803,962.50	39,215,850.00
	SUB-TOTAL - ENVIRONMENT SECTOR	300,000,000.00	75,000,000.00	167,247,560.00	41,811,890.00	-	4,640,000.00	51,617,000.00	30,000,000.00	56,257,000.00	134.55%	(14,445,110.00)	110,990,560.00

OFFICE OF SPECIAL ADVISER
ON BUDGET
20/04/21
MINISTRY OF ECONOMIC
PLANNING & BUDGET,
OSOGBO, OSUN STATE

E. O. A. M. O.
Permanent Secretary
MINISTRY OF ECONOMIC PLANNING,
BUDGET & DEVELOPMENT
State of Osun, Osogbo
Date 20/04/21



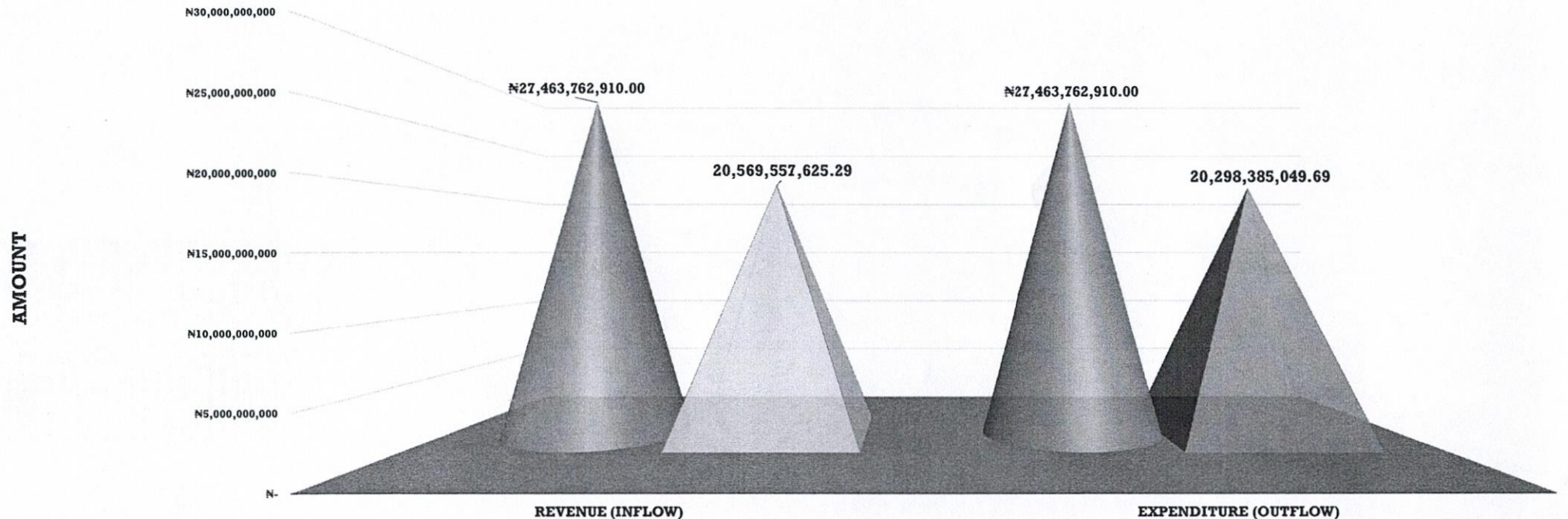
STATE GOVERNMENT OF OSUN
MINISTRY OF ECONOMIC PLANNING AND BUDGET
CAPITAL EXPENDITURE PERFORMANCE BY MDAs FOR THE FIRST QUARTER, 2021

ADMINISTRATIVE CODE	MDAs	2020 AMENDED ESTIMATES	PRO-RATA ESTIMATES JANUARY TO MARCH, 2020	2021 APPROVED ESTIMATES	PRO-RATA ESTIMATES JAN. - MARCH 2021	JANUARY	FEBRUARY	MARCH	TOTAL ACTUAL CAPITAL: JANUARY TO MARCH, 2020	TOTAL ACTUAL CAPITAL: JANUARY TO MARCH, 2021	PERCENT AGE OF PERFORMANCE	VARIANCE	BALANCE
		Y		A	B				Z	D			G = A - D
HEALTH SECTOR													
052100100199	MINISTRY OF HEALTH	750,636,760.00	187,659,190.00	6,598,836,760.00	1,649,709,190.00	16,796,397.20	-	2,493,000.00	-	19,289,397.20	1.17%	1,630,419,792.80	6,579,547,362.80
052100200199	OSUN STATE HEALTH INSURANCE AGENCY	280,251,040.00	70,062,760.00	2,471,758,070.00	617,939,517.50	-	-	-	-	-	0.00%	617,939,517.50	2,471,758,070.00
052102700100	OSUN STATE UNIVERSITY TEACHING HOSPITAL, OSOGBO	137,000,000.00	34,250,000.00	660,000,000.00	165,000,000.00	-	-	-	28,606,388.25	-	0.00%	165,000,000.00	660,000,000.00
052110200139	OSUN STATE HOSPITALS MANAGEMENT BOARD	-	-	84,363,380.00	21,090,845.00	-	-	-	-	-	0.00%	21,090,845.00	84,363,380.00
052111600199	PRIMARY HEALTH CARE DEVELOPMENT BOARD	977,665,460.00	244,416,365.00	832,951,700.00	208,237,925.00	1,560,500.00	1,300,000.00	-	-	2,860,500.00	1.37%	205,377,425.00	830,091,200.00
	SUB-TOTAL - HEALTH SECTOR	2,145,553,260.00	536,388,315.00	10,647,909,910.00	2,661,977,477.50	18,356,897.20	1,300,000.00	2,493,000.00	28,606,388.25	22,149,897.20	0.83%	2,639,827,580.30	10,625,760,012.80
INFRASTRUCTURE SECTOR													
022905300199	OFFICE OF TRANSPORTATION	88,000,000.00	22,000,000.00	-	-	-	-	-	-	-	-	-	-
023400100199	MINISTRY OF WORKS	1,769,860,540.00	442,465,135.00	1,512,695,960.00	378,173,990.00	500,000,000.00	405,160,000.00	984,519,235.38	335,672,985.75	1,869,679,235.38	494.40%	(1,491,505,245.38)	(356,983,275.38)
023400400199	OSUN ROAD MAINTENANCE AGENCY	200,000,000.00	50,000,000.00	55,600,000.00	13,900,000.00	-	-	-	20,000,000.00	-	0.00%	13,900,000.00	55,600,000.00
025305300199	OSUN STATE PROPERTY DEVELOPMENT CORPORATION	-	-	31,421,330.00	7,855,332.50	-	-	-	-	-	0.00%	7,855,332.50	31,421,330.00
026000100199	MINISTRY OF LANDS AND PHYSICAL PLANNING	52,418,410.00	13,104,602.50	650,000,000.00	162,500,000.00	-	10,000,000.00	20,000,000.00	-	30,000,000.00	18.46%	132,500,000.00	620,000,000.00
026100100199	MINISTRY OF RURAL DEVELOPMENT AND COMMUNITY AFFAIRS	-	-	2,021,744,580.00	505,436,145.00	-	-	45,060,645.13	-	45,060,645.13	8.92%	460,375,499.87	1,976,683,934.87
	SUB-TOTAL - INFRASTRUCTURE SECTOR	2,110,278,950.00	527,569,737.50	4,271,461,870.00	1,067,865,467.50	500,000,000.00	415,160,000.00	984,519,235.38	346,862,985.75	1,944,739,880.51	182.11%	(876,874,413.01)	2,326,721,989.49
SOCIAL DEVELOPMENT AND WELFARE SECTOR													
012400100119	MINISTRY OF HOME AFFAIRS	487,000.00	121,750.00	115,000,000.00	28,750,000.00	-	-	11,000,000.00	-	11,000,000.00	38.26%	17,750,000.00	104,000,000.00
051400100199	MINISTRY OF WOMEN AND CHILDREN AFFAIRS	-	-	25,920,000.00	6,480,000.00	-	-	-	-	-	0.00%	6,480,000.00	25,920,000.00
053900200199	MINISTRY OF YOUTHS AND SPORTS	-	-	491,930,000.00	122,982,500.00	-	-	-	-	-	0.00%	122,982,500.00	491,930,000.00
053905100199	OSUN STATE SPORTS COUNCIL	-	-	5,610,000.00	1,402,500.00	-	-	-	-	-	0.00%	1,402,500.00	5,610,000.00
	SUB-TOTAL - SOCIAL DEVELOPMENT AND WELFARE SECTOR	487,000.00	121,750.00	638,460,000.00	159,615,000.00	-	-	11,000,000.00	-	11,000,000.00	6.89%	148,615,000.00	627,460,000.00
SECURITY LAW AND JUSTICE SECTOR													
031801100199	JUDICIAL SERVICE COMMISSION	-	-	55,000,000.00	13,750,000.00	-	-	-	-	-	0.00%	13,750,000.00	55,000,000.00
032600100199	MINISTRY OF JUSTICE	-	-	25,000,000.00	6,250,000.00	-	-	-	-	-	0.00%	6,250,000.00	25,000,000.00
032605100199	HIGH COURT OF JUSTICE	-	-	30,379,500.00	7,594,875.00	-	-	-	-	-	0.00%	7,594,875.00	30,379,500.00
032605200199	CUSTOMARY COURT OF APPEAL	-	-	24,000,000.00	6,000,000.00	-	-	-	-	-	0.00%	6,000,000.00	24,000,000.00
	SUB-TOTAL - SECURITY LAW AND JUSTICE SECTOR	-	-	134,379,500.00	33,594,875.00	-	-	-	-	-	0.00%	33,594,875.00	134,379,500.00
INFORMATION AND COMMUNICATION SECTOR													
012300100199	MINISTRY OF INFORMATION AND CIVIC ORIENTATION	-	-	53,570,000.00	13,392,500.00	-	-	-	-	-	0.00%	13,392,500.00	53,570,000.00
012300200139	OSUN STATE BROADCASTING CORPORATION	25,200,000.00	6,300,000.00	102,260,830.00	25,565,207.50	-	-	10,000,000.00	-	10,000,000.00	39.12%	15,565,207.50	92,260,830.00
	SUB-TOTAL - INFORMATION AND COMMUNICATION SECTOR	25,200,000.00	6,300,000.00	155,830,830.00	38,957,707.50	-	-	10,000,000.00	-	10,000,000.00	25.67%	28,957,707.50	145,830,830.00
WATER AND SANITATION SECTOR													
025200200199	MINISTRY OF WATER RESOURCES AND ENERGY	-	-	41,966,930.00	10,491,732.50	-	-	-	-	-	0.00%	10,491,732.50	41,966,930.00
025210200199	OSUN STATE WATER CORPORATION	632,616,520.00	158,154,130.00	3,717,986,300.00	929,496,575.00	96,611,202.76	406,046,669.99	15,000,000.00	-	517,657,872.75	55.69%	411,838,702.25	3,200,328,427.25
025200100100	OFFICE OF WATER RESOURCES, RURAL AND COMMUNITY AFFAIRS	3,492,315,930.00	873,078,982.50	-	-	-	-	-	336,722,611.74	-	-	-	-
025210300199	RURAL WATER AND ENVIRONMENTAL SANITATION AGENCY	456,308,900.00	114,077,225.00	400,000,000.00	100,000,000.00	-	-	-	-	-	0.00%	100,000,000.00	400,000,000.00
025210400199	SMALL TOWN WATER SUPPLY AND SANITATION AGENCY	-	-	60,493,320.00	15,123,330.00	-	-	-	-	-	0.00%	15,123,330.00	60,493,320.00
	SUB-TOTAL - WATER AND SANITATION SECTOR	4,581,241,350.00	1,145,310,337.50	4,220,446,550.00	1,055,111,637.50	96,611,202.76	406,046,669.99	15,000,000.00	336,722,611.74	517,657,872.75	49.06%	537,453,764.75	3,702,788,677.25
FINANCE & REVENUE MOBILIZATION SECTOR													
022000100199	MINISTRY OF FINANCE	500,000,000.00	125,000,000.00	418,800,000.00	104,700,000.00	31,850,000.00	66,391,410.41	72,749,614.01	73,506,876.70	170,991,024.42	163.32%	(66,291,024.42)	247,808,975.58
022000200199	DEBT MANAGEMENT OFFICE	18,765,226,130.00	4,691,306,532.50	21,527,225,040.00	5,381,806,260.00	1,428,682,069.00	1,404,666,538.64	1,404,666,538.64	5,868,008,238.26	4,238,015,146.28	78.75%	1,143,791,113.72	17,289,209,893.72
022000700119	OFFICE OF THE ACCOUNTANT -GENERAL	604,000,000.00	151,000,000.00	15,000,000.00	3,750,000.00	-	-	-	3,857,300.00	-	0.00%	3,750,000.00	15,000,000.00
022000800119	OSUN STATE INTERNAL REVENUE SERVICE	63,638,300.00	15,909,575.00	99,742,680.00	24,935,670.00	-	-	-	15,900,000.00	-	0.00%	24,935,670.00	99,742,680.00
	SUB-TOTAL - FINANCE & REVENUE MOBILIZATION SECTOR	19,932,864,430.00	4,983,216,107.50	22,060,767,720.00	5,515,191,930.00	1,460,532,069.00	1,471,057,949.05	1,477,416,152.65	5,961,272,414.96	4,409,006,170.70	79.94%	1,106,185,759.30	17,651,761,549.30
	TOTAL OUTFLOW	36,152,041,080.00	9,084,464,137.50	59,234,768,500.00	14,808,692,125.00	2,522,709,296.16	2,502,258,176.21	3,003,310,839.11	8,243,573,194.20	8,073,338,956.61	54.52%	6,735,353,168.39	51,161,429,543.39

**OFFICE OF SPECIAL ADVISER
ON BUDGET**
[Signature]
 20/04/2021
**MINISTRY OF ECONOMIC
PLANNING & BUDGET,
OSUN STATE**

[Signature]
Permanent Secretary
**MINISTRY OF ECONOMIC PLANNING,
BUDGET & DEVELOPMENT**
State of Osun, Osogbo
 Date: 20/04/2021

TOTAL ESTIMATE vs TOTAL ACTUAL



	REVENUE (INFLOW)	EXPENDITURE (OUTFLOW)
PRO-RATA ESTIMATES JANAURY TO MARCH, 2021	27,463,762,910.00	27,463,762,910.00
EXPENDITURE (OUTFLOW)	20,569,557,625.29	20,298,385,049.69

OFFICE OF SPECIAL ADVISER
ON BUDGET
MINISTRY OF ECONOMIC
PLANNING & BUDGET,
OSOGBO OSUN STATE

Permanent Secretary
MINISTRY OF ECONOMIC PLANNING,
BUDGET & DEVELOPMENT
State of Osun, Osogbo
Date 20/4/21