



STATE GOVERNMENT OF OSUN
MINISTRY OF ECONOMIC PLANNING AND BUDGET

SUMMARY OF BUDGET PERFORMANCE REPORT FOR FIRST AND SECOND QUARTER, 2020

	DESCRIPTION	APPROVED ESTIMATES 2020	PRO-RATA ESTIMATES JANAUARY TO JUNE, 2020	TOTAL ACTUAL JANAUARY TO JUNE, 2020	ACTUAL PERCENTAGE ON TOTAL BUDGET	PERCENTAGE OF ACTUAL ON PRO-RATA BUDGET	VARIANCE	BALANCE
		A			D		F	G = A - C
		₦	₦	₦	%		₦	₦
	REVENUE							
1	REVENUE FROM FAAC:							
11010100	STATUTORY ALLOCATION	39,700,000,000.00	19,850,000,000.00	15,966,016,251.25	38.45%	80.43%	(3,883,983,748.75)	23,733,983,748.75
11010200	VALUE ADDED TAX	13,500,000,000.00	6,750,000,000.00	6,369,576,728.85	15.34%	94.36%	(380,423,271.15)	7,130,423,271.15
11010300	EXCESS CRUDE OIL	75,000,000.00	37,500,000.00	-	0.00%	0.00%	(37,500,000.00)	75,000,000.00
11010400	OTHER REVENUE FROM FAAC	1,500,000,000.00	750,000,000.00	1,536,552,620.80	3.70%	204.87%	786,552,620.80	(36,552,620.80)
	INDEPENDENT REVENUE:							
12000000	REVENUE / IGR	30,828,758,440.00	15,414,379,220.00	9,036,397,664.92	21.76%	58.62%	(6,377,981,555.08)	21,792,360,775.08
	CAPITAL RECEIPTS:							
13000000	DOMESTIC AIDS AND GRANTS	14,229,452,970.00	7,114,726,485.00	2,911,414,006.95	7.01%	40.92%	(4,203,312,478.05)	11,318,038,963.05
	FOREIGN AIDS AND GRANTS	6,056,283,020.00	3,028,141,510.00	2,277,961,260.07	5.49%	75.23%	(750,180,249.93)	3,778,321,759.93
40000000	BORROWINGS	13,660,906,610.00	6,830,453,305.00	3,426,407,465.26	8.25%	50.16%	(3,404,045,839.74)	10,234,499,144.74
	TOTAL INFLOW	119,550,401,040.00	59,775,200,520.00	41,524,325,998.10	100.00%	69.47%	(18,250,874,521.90)	78,026,075,041.90
	EXPENDITURE							
21000000	PERSONNEL EXPENDITURE	36,465,191,230.00	18,232,595,615.00	10,869,868,438.98	35.72%	59.62%	7,362,727,176.02	25,595,322,791.02
22000000	OTHER RECURRENT	21,204,514,850.00	10,602,257,425.00	6,279,362,042.34	20.63%	59.23%	4,322,895,382.66	14,925,152,807.66
30000000	CAPITAL	61,880,694,960.00	30,940,347,480.00	13,284,520,606.41	43.65%	42.94%	17,655,826,873.59	48,596,174,353.59
	TOTAL OUTFLOW	119,550,401,040.00	59,775,200,520.00	30,433,751,087.73	100.00%	50.91%	29,341,449,432.27	89,116,649,952.27

[Signature]
16/7/2020
Honourable Commissioner
MINISTRY OF ECONOMIC
PLANNING AND BUDGET
STATE OF OSUN

[Signature]
Permanent Secretary
MINISTRY OF ECONOMIC PLANNING,
BUDGET & DEVELOPMENT
State of Osun, Osoyo
Date 16/07/2020

STATE GOVERNMENT OF OSUN
MINISTRY OF ECONOMIC PLANNING AND BUDGET
REVENUE PERFORMANCE BY MDAs FOR THE SECOND QUARTER, 2020
REVENUE / IGR



IVE CODE	MDAS	2020 APPROVED ESTIMATES	PRO-RATA ESTIMATES	APRIL	MAY	JUNE	TOTAL ACTUAL REVENUE: JANUARY TO JUNE, 2020	PERCENT AGE OF PERFORM MANCE	VARIANCE	BALANCE
		A	B				C	D	F = C - B	G = A - C
	GOVERNANCE AND ADMINISTRATION SECTOR									
011100100100	OFFICE OF THE GOVERNOR	100,000,000.00	50,000,000.00	-	20,000.00	3,710,000.00	7,836,500.00	15.67%	(42,163,500.00)	92,163,500.00
011101000100	PUBLIC PROCUREMENT AGENCY	8,000,000.00	4,000,000.00	-	-	20,000.00	177,500.00	4.44%	(3,822,500.00)	7,822,500.00
011101900100	MINISTRY OF SPECIAL DUTIES	1,000,000.00	500,000.00	-	-	-	-	0.00%	(500,000.00)	1,000,000.00
011103500100	BUREAU OF PUBLIC SERVICE PENSION	10,000,000.00	5,000,000.00	-	661,207.00	1,029,217.00	3,612,234.00	72.24%	(1,387,766.00)	6,387,766.00
011200300100	OSUN STATE HOUSE OF ASSEMBLY	2,200,000.00	1,100,000.00	-	-	-	-	0.00%	(1,100,000.00)	2,200,000.00
011200400100	OSUN STATE HOUSE OF ASSEMBLY SERVICE COMMISSION	250,000.00	125,000.00	-	-	-	-	0.00%	(125,000.00)	250,000.00
014000100100	OFFICE OF THE AUDITOR GENERAL (STATE)	2,000,000.00	1,000,000.00	10,000.00	-	110,000.00	378,000.00	37.80%	(622,000.00)	1,622,000.00
014000200100	OFFICE OF THE AUDITOR GENERAL (LOCAL GOVERNMENTS)	435,700,000.00	217,850,000.00	-	-	-	360,000.00	0.17%	(217,490,000.00)	435,340,000.00
012500500100	MINISTRY OF HUMAN RESOURCES AND CAPACITY BUILDING	5,200,000.00	2,600,000.00	-	-	103,000.00	2,503,000.00	96.27%	(97,000.00)	2,697,000.00
014700100100	CIVIL SERVICE COMMISSION	5,000,000.00	2,500,000.00	2,000.00	22,003.00	60,500.00	216,503.00	8.66%	(2,283,497.00)	4,783,497.00
014700200100	LOCAL GOVERNMENTS SERVICE COMMISSION	7,936,500.00	3,968,250.00	-	31,500.00	48,000.00	773,000.00	19.48%	(3,195,250.00)	7,163,500.00
014800100100	OSUN STATE INDEPENDENT ELECTORAL COMMISSION	10,000,000.00	5,000,000.00	-	-	-	-	0.00%	(5,000,000.00)	10,000,000.00
022800100100	MINISTRY OF INNOVATION, SCIENCE AND TECHNOLOGY	20,000,000.00	10,000,000.00	-	-	5,000.00	26,500.00	0.27%	(9,973,500.00)	19,973,500.00
045102100100	MINISTRY OF REGIONAL INTEGRATION & SPECIAL DUTIES	500,000.00	250,000.00	-	-	-	-	0.00%	(250,000.00)	500,000.00
045102100100	MINISTRY OF REGIONAL INTEGRATION	-	-	-	-	-	-	-	-	-
055100100100	MINISTRY OF LOCAL GOVERNMENTS AND CHIEFTAINCY AFFAIRS	50,000,000.00	25,000,000.00	-	75,000.00	268,000.00	2,310,000.00	9.24%	(22,690,000.00)	47,690,000.00
	SUB-TOTAL - GOVERNANCE AND ADMINISTRATION SECTOR	657,786,500.00	328,893,250.00	12,000.00	809,710.00	5,353,717.00	18,193,237.00	5.53%	(310,700,013.00)	639,593,263.00
	AGRICULTURE SECTOR									
021500100100	MINISTRY OF AGRICULTURE, FOOD SECURITY	265,000,000.00	132,500,000.00	980,400.00	2,279,220.00	2,515,700.00	18,686,540.04	14.10%	(113,813,459.96)	246,313,459.96
021501400100	OSUN PRODUCE BOARD	250,000,000.00	125,000,000.00	735,000.00	3,094,010.00	6,957,000.00	50,873,010.00	40.70%	(74,126,990.00)	199,126,990.00
021510200100	OSUN STATE AGRICULTURAL DEVELOPMENT PROGRAMME	182,351,000.00	91,175,500.00	45,000.00	40,000.00	-	85,000.00	0.09%	(91,090,500.00)	182,266,000.00
021510300100	OSUN STATE AGRICULTURAL DEVELOPMENT CORPORATION	41,000,000.00	20,500,000.00	19,500.00	210,000.00	267,000.00	2,294,100.00	11.19%	(18,205,900.00)	38,705,900.00
	SUB-TOTAL - AGRICULTURE SECTOR	738,351,000.00	369,175,500.00	1,779,900.00	5,623,230.00	9,739,700.00	71,938,650.04	19.49%	(297,236,849.96)	666,412,349.96
	PLANNING AND BUDGET SECTOR									
022000300100	MINISTRY OF ECONOMIC PLANNING & BUDGET	150,000.00	75,000.00	-	-	-	-	0.00%	(75,000.00)	150,000.00
023800400100	STATE BUREAU OF STATISTICS	200,000.00	100,000.00	-	-	-	-	0.00%	(100,000.00)	200,000.00
	SUB-TOTAL - PLANNING AND BUDGET SECTOR	350,000.00	175,000.00	-	-	-	-	0.00%	(175,000.00)	350,000.00
	COMMERCE AND INDUSTRY SECTOR									
022200100100	MINISTRY OF INDUSTRY, COMMERCE & COOPERATIVES	200,000,000.00	100,000,000.00	10,750.00	1,313,800.00	3,273,448.00	13,189,398.00	13.19%	(86,810,602.00)	186,810,602.00
022205100100	OSUN MICRO CREDIT AGENCY	20,250,000.00	10,125,000.00	-	-	-	-	0.00%	(10,125,000.00)	20,250,000.00
023600100100	MINISTRY OF CULTURE & TOURISM	10,000,000.00	5,000,000.00	-	-	-	-	0.00%	(5,000,000.00)	10,000,000.00
023600400100	OSUN STATE COUNCIL FOR ARTS AND CULTURE	10,000,000.00	5,000,000.00	-	-	-	-	0.00%	(5,000,000.00)	10,000,000.00
023605200100	OSUN STATE TOURISM BOARD	109,469,000.00	54,734,500.00	-	165,000.00	1,060,000.00	11,803,250.00	21.56%	(42,931,250.00)	97,665,750.00
051300100100	MINISTRY OF EMPOWERMENT AND YOUTH ENGAGEMENT	9,450,000.00	4,725,000.00	-	-	-	-	0.00%	(4,725,000.00)	9,450,000.00
	SUB-TOTAL - COMMERCE AND INDUSTRY SECTOR	359,169,000.00	179,584,500.00	10,750.00	1,478,800.00	4,333,448.00	24,992,648.00	13.92%	(154,591,852.00)	334,176,352.00

Signature
 16/7/2020
 Honourable Commissioner
 MINISTRY OF ECONOMIC
 PLANNING AND BUDGET
 STATE OF OSUN

Signature
 Permanent Secretary
 MINISTRY OF ECONOMIC PLANNING,
 BUDGET & DEVELOPMENT
 State of Osun, Osoybo
 Date: 16/7/2020



STATE GOVERNMENT OF OSUN
MINISTRY OF ECONOMIC PLANNING AND BUDGET
REVENUE PERFORMANCE BY MDAs FOR THE SECOND QUARTER, 2020
REVENUE / IGR

EDUCATION SECTOR										
051700100100	MINISTRY OF EDUCATION	1,060,000,000.00	530,000,000.00	18,771.65	717,080.00	3,152,028.63	57,664,473.37	10.88%	(472,335,526.63)	1,002,335,526.63
051700300100	STATE UNIVERSAL BASIC EDUCATION BOARD	104,500,000.00	52,250,000.00	1,319,197.12	1,548,696.90	165,000.00	9,672,258.62	18.51%	(42,577,741.38)	94,827,741.38
051700800100	OSUN STATE LIBRARY BOARD	1,000,000.00	500,000.00	-	-	-	46,000.00	9.20%	(454,000.00)	954,000.00
051701000100	OSUN STATE MASS EDUCATION AGENCY	12,163,560.00	6,081,780.00	-	80,000.00	275,000.00	4,780,000.00	78.60%	(1,301,780.00)	7,383,560.00
051701800100	OSUN STATE COLLEGE OF TECHNOLOGY, ESA-OKE	641,259,500.00	320,629,750.00	-	-	2,558,730.00	348,803,780.00	108.79%	28,174,030.00	292,455,720.00
051701900100	OSUN STATE POLYTECHNIC, IREE	944,736,000.00	472,368,000.00	836,750.00	4,239,750.00	-	402,484,900.00	85.21%	(69,883,100.00)	542,251,100.00
051702000100	OSUN STATE COLLEGE OF EDUCATION, ILESA	495,937,350.00	247,968,675.00	-	-	1,301,400.00	214,222,201.94	86.39%	(33,746,473.06)	281,715,148.06
051702100100	OSUN STATE COLLEGE OF EDUCATION, ILA-ORANGUN	536,174,590.00	268,087,295.00	-	-	534,102.95	14,116,100.59	5.27%	(253,971,194.41)	522,058,489.41
051702200100	OSUN STATE UNIVERSITY, OSOGBO	2,580,000,000.00	1,290,000,000.00	32,614,686.00	145,455,219.00	74,015,877.00	1,524,436,599.86	118.17%	234,436,599.86	1,055,563,400.14
051702600100	OSUN CENTRAL EDUCATIONAL DISTRICT ILA ORANGUN (DISTRICT OFFICE)	50,000.00	25,000.00	-	-	-	-	0.00%	(25,000.00)	50,000.00
051702700100	OSUN EAST EDUCATIONAL DISTRICT OFFICE, ILE - IFE (DISTRICT OFFICE)	211,640.00	105,820.00	-	-	-	-	0.00%	(105,820.00)	211,640.00
051702800100	OSUN WEST EDUCATIONAL DISTRICT OFFICE, IKIRE (DISTRICT OFFICE)	375,000.00	187,500.00	-	-	-	-	0.00%	(187,500.00)	375,000.00
051705100100	TEACHERS' ESTABLISHMENT AND PENSIONS OFFICE, OSOGBO	7,000,000.00	3,500,000.00	-	164,000.00	514,502.00	2,263,502.00	64.67%	(1,236,498.00)	4,736,498.00
051705300100	BOARD FOR TECHNICAL AND VOCATIONAL EDUCATION	61,164,290.00	30,582,145.00	-	-	-	-	0.00%	(30,582,145.00)	61,164,290.00
051705600100	OFFICE OF HIGHER EDUCATION, BURSARY & SCHOLARSHIP	10,000,000.00	5,000,000.00	-	220,000.00	440,001.00	1,020,001.00	20.40%	(3,979,999.00)	8,979,999.00
051706500100	OSUN EDUCATION QUALITY ASSURANCE AND MORALITY AGENCY	20,000,000.00	10,000,000.00	-	-	-	-	0.00%	(10,000,000.00)	20,000,000.00
SUB-TOTAL - EDUCATION SECTOR		6,474,571,930.00	3,237,285,965.00	34,789,404.77	152,424,745.90	82,956,641.58	2,579,509,817.38	79.68%	(657,776,147.62)	3,895,062,112.62
ENVIRONMENT SECTOR										
022205600100	OSUN SIGNAGE, HOARDING AND ADVERTISEMENT AGENCY	54,000,000.00	27,000,000.00	-	495,000.00	1,233,000.00	5,621,111.00	20.82%	(21,378,889.00)	48,378,889.00
053500100100	MINISTRY OF ENVIRONMENT & SANITATION	444,000,000.00	222,000,000.00	7,494,700.00	7,595,100.00	13,270,104.00	54,019,604.00	24.33%	(167,980,396.00)	389,980,396.00
053500200100	OSUN PARKS AND GARDENS MANAGEMENT AGENCY	10,000,000.00	5,000,000.00	-	-	20,000.00	270,000.00	5.40%	(4,730,000.00)	9,730,000.00
053505300100	OSUN STATE WASTE MANAGEMENT AGENCY	150,000,000.00	75,000,000.00	-	245,003.00	4,427,501.00	9,886,504.00	13.18%	(65,113,496.00)	140,113,496.00
023305100100	OFFICE OF FORESTRY, NATURAL & MINERAL RESOURCES	500,000,000.00	250,000,000.00	-	3,365,200.00	1,938,000.00	54,048,301.00	21.62%	(195,951,699.00)	445,951,699.00
SUB-TOTAL - ENVIRONMENT SECTOR		1,158,000,000.00	579,000,000.00	7,494,700.00	11,700,303.00	20,888,605.00	123,845,520.00	21.39%	(455,154,480.00)	1,034,154,480.00
HEALTH SECTOR										
052100100100	MINISTRY OF HEALTH	200,055,000.00	100,027,500.00	-	135,000.00	1,497,000.00	50,720,125.00	50.71%	(49,307,375.00)	149,334,875.00
052100200100	OSUN STATE HEALTH INSURANCE SCHEME	950,711,480.00	475,355,740.00	-	-	19,650,526.66	19,650,526.66	4.13%	(455,705,213.34)	931,060,953.34
052102600100	LAUTECH TEACHING HOSPITAL, OSOGBO	500,000,000.00	250,000,000.00	-	-	35,230,613.56	341,609,788.70	136.64%	91,609,788.70	158,390,211.30
052110200100	OSUN STATE HOSPITALS MANAGEMENT BOARD	60,000,000.00	30,000,000.00	1,068,500.00	2,181,420.00	2,099,800.00	18,324,341.00	61.08%	(11,675,659.00)	41,675,659.00
052111600100	PRIMARY HEALTH CARE DEVELOPMENT BOARD	3,600,000.00	1,800,000.00	-	-	100,000.00	757,500.00	42.08%	(1,042,500.00)	2,842,500.00
SUB-TOTAL - HEALTH SECTOR		1,714,366,480.00	857,183,240.00	1,068,500.00	2,316,420.00	58,577,940.22	431,062,281.36	50.29%	(426,120,958.64)	1,283,304,198.64
INFRASTRUCTURE SECTOR										
022905300100	OFFICE OF THE TRANSPORTATION	1,000,000,000.00	500,000,000.00	134,750.00	8,505,880.00	4,828,580.00	79,780,214.00	15.96%	(420,219,786.00)	920,219,786.00
023400100100	MINISTRY OF WORKS & TRANSPORT	3,000,000,000.00	1,500,000,000.00	-	310,000.00	1,279,400.00	5,897,160.00	0.39%	(1,494,102,840.00)	2,994,102,840.00
023400200100	OFFICE OF THE SURVEYOR - GENERAL	300,000,000.00	150,000,000.00	117,000.00	393,540.00	2,373,035.00	6,597,730.00	4.40%	(143,402,270.00)	293,402,270.00
023400400100	OSUN ROAD MAINTENANCE AGENCY	3,703,700.00	1,851,850.00	-	-	-	25,000.00	1.35%	(1,826,850.00)	3,678,700.00
023405500100	OSUN ASSETS MANAGEMENT AGENCY	200,000,000.00	100,000,000.00	-	-	-	-	0.00%	(100,000,000.00)	200,000,000.00
025305300100	OSUN STATE PROPERTY DEVELOPMENT CORPORATION	150,000,000.00	75,000,000.00	540,380.00	4,140,500.00	5,257,152.00	10,873,032.00	14.50%	(64,126,968.00)	139,126,968.00
025305600100	OSUN STATE CAPITAL TERRITORY DEVELOPMENT AUTHORITY	30,000,000.00	15,000,000.00	34,200.00	1,358,041.00	1,905,821.00	8,208,744.00	54.72%	(6,791,256.00)	21,791,256.00
025305500100	OSUN NEW TOWNS AND GROWTH AREAS DEVELOPMENT AUTHORITY	321,500,000.00	160,750,000.00	-	2,525,258.40	1,388,595.07	15,775,801.52	9.81%	(144,974,198.48)	305,724,198.48
026000100100	MINISTRY OF LANDS AND PHYSICAL PLANNING	1,500,000,000.00	750,000,000.00	5,201,405.00	15,862,423.47	59,081,718.75	211,001,251.99	28.13%	(538,998,748.01)	1,288,998,748.01
SUB-TOTAL - INFRASTRUCTURE SECTOR		6,505,203,700.00	3,252,601,850.00	6,027,735.00	33,095,642.87	76,114,301.82	338,158,933.51	10.40%	(2,914,442,916.49)	6,167,044,766.49

16/7/2020
Honourable Commissioner
MINISTRY OF ECONOMIC
PLANNING AND BUDGET
STATE OF OSUN

16/7/2020
Permanent Secretary
MINISTRY OF ECONOMIC PLANNING,
BUDGET & DEVELOPMENT
State of Osun, Osogbo
Date: *16/7/2020*

STATE GOVERNMENT OF OSUN
MINISTRY OF ECONOMIC PLANNING AND BUDGET
REVENUE PERFORMANCE BY MDAs FOR THE SECOND QUARTER, 2020
REVENUE / IGR

	SOCIAL DEVELOPMENT AND WELFARE SECTOR									
012400100100	MINISTRY OF HOME AFFAIRS	80,600,000.00	40,300,000.00	-	620,000.00	2,492,500.00	14,395,000.00	35.72%	(25,905,000.00)	66,205,000.00
051400100100	MINISTRY OF WOMEN & CHILDREN AFFAIRS	2,900,000.00	1,450,000.00	-	10,000.00	105,000.00	380,000.10	26.21%	(1,069,999.90)	2,519,999.90
053900100100	MINISTRY OF SOCIAL PROTECTION, SPORTS & SPECIAL NEEDS	1,000,000.00	500,000.00	-	-	-	160,000.00	32.00%	(340,000.00)	840,000.00
053905100100	OSUN STATE SPORTS COUNCIL	10,000,000.00	5,000,000.00	-	-	-	585,000.00	11.70%	(4,415,000.00)	9,415,000.00
	SUB-TOTAL - SOCIAL DEVELOPMENT AND WELFARE SECTOR	94,500,000.00	47,250,000.00	-	630,000.00	2,597,500.00	15,520,000.10	32.85%	(31,729,999.90)	78,979,999.90
	SECURITY LAW AND JUSTICE SECTOR									
031801100100	JUDICIAL SERVICE COMMISSION	3,000,000.00	1,500,000.00	-	1,071,950.00	247,950.00	27,532,558.50	1835.50%	26,032,558.50	(24,532,558.50)
032600100100	MINISTRY OF JUSTICE	79,965,000.00	39,982,500.00	16,000.00	50,000.00	1,549,000.00	8,953,199.75	22.39%	(31,029,300.25)	71,011,800.25
032605100100	THE JUDICIARY (HIGH COURT OF JUSTICE)	120,000,000.00	60,000,000.00	134,000.00	200.00	431,600.00	4,849,351.00	8.08%	(55,150,649.00)	115,150,649.00
032605200100	CUSTOMARY COURT OF APPEAL	35,000,000.00	17,500,000.00	-	3,000.00	17,050.00	5,732,195.00	32.76%	(11,767,805.00)	29,267,805.00
	SUB-TOTAL - SECURITY LAW AND JUSTICE SECTOR	237,965,000.00	118,982,500.00	150,000.00	1,125,150.00	2,245,600.00	47,067,304.25	39.56%	(71,915,195.75)	190,897,695.75
	INFORMATION AND COMMUNICATION SECTOR									
012300100100	MINISTRY OF INFORMATION & CIVIC ORIENTATION	5,000,000.00	2,500,000.00	7,500.00	-	41,500.00	222,000.00	8.88%	(2,278,000.00)	4,778,000.00
012300300100	OSUN STATE BROADCASTING CORPORATION	307,300,000.00	153,650,000.00	6,398,227.00	9,418,787.75	7,453,422.75	57,693,434.06	37.55%	(95,956,565.94)	249,606,565.94
	SUB-TOTAL - INFORMATION AND COMMUNICATION SECTOR	312,300,000.00	156,150,000.00	6,405,727.00	9,418,787.75	7,494,922.75	57,915,434.06	37.09%	(98,234,565.94)	254,384,565.94
	WATER AND SANITATION SECTOR									
025200100100	OFFICE OF WATER RESOURCES, RURAL AND COMMUNITY AFFAIRS	5,900,000.00	2,950,000.00	1,200,000.00	3,101,090.00	1,676,890.00	7,551,330.00	255.98%	4,601,330.00	-1,651,330.00
025210200100	OSUN STATE WATER CORPORATION	450,000,000.00	225,000,000.00	1,200,000.00	903,000.00	1,131,000.00	10,017,900.00	4.45%	(214,982,100.00)	439,982,100.00
025210300100	RURAL WATER & ENVIRONMENTAL SANITATION AGENCY	16,600,000.00	8,300,000.00	-	-	21,000.00	22,000.00	0.27%	(8,278,000.00)	16,578,000.00
	SUB-TOTAL - WATER AND SANITATION SECTOR	472,500,000.00	236,250,000.00	2,400,000.00	4,004,090.00	2,828,890.00	17,591,230.00	7.45%	(218,658,770.00)	454,908,770.00
	FINANCE & REVENUE MOBILIZATION SECTOR									
022000100100	MINISTRY OF FINANCE	101,900,000.00	50,950,000.00	390,754.94	322,180.00	607,952.51	9,500,034.10	18.65%	(41,449,965.90)	92,399,965.90
022000200100	DEBT MANAGEMENT OFFICE	-	-	-	-	-	-	-	-	-
022000700100	OFFICE OF THE ACCOUNTANT - GENERAL	350,200,000.00	175,100,000.00	747,600.00	312,790.00	-	6,410,540.29	3.66%	(168,689,459.71)	343,789,459.71
022000800100	OSUN STATE INTERNAL REVENUE SERVICE	11,651,594,830.00	5,825,797,415.00	338,233,867.19	326,710,356.70	535,251,637.46	5,294,692,034.83	90.88%	(531,105,380.17)	6,356,902,795.17
	SUB-TOTAL - FINANCE & REVENUE MOBILIZATION SECTOR	12,103,694,830.00	6,051,847,415.00	339,372,222.13	327,345,326.70	535,859,589.97	5,310,602,609.22	87.75%	(741,244,805.78)	6,793,092,220.78
	TOTAL INTERNALLY GENERATED REVENUE	30,828,758,440.00	15,414,379,220.00	399,510,938.90	549,972,206.22	808,990,856.34	9,036,397,664.92	58.62%	(6,377,981,555.08)	21,792,360,775.08

[Signature]
 16/7/2020
 Honourable Commissioner
 MINISTRY OF ECONOMIC
 PLANNING AND BUDGET
 STATE OF OSUN

[Signature]
 Permanent Secretary
 MINISTRY OF ECONOMIC PLANNING,
 BUDGET & DEVELOPMENT
 State of Osun, Osogbo
 Date 16/7/2020



STATE GOVERNMENT OF OSUN
MINISTRY OF ECONOMIC PLANNING AND BUDGET
REVENUE PERFORMANCE BY MDAS FOR THE SECOND QUARTER, 2020
REVENUE / IGR

DOMESTIC AIDS AND GRANTS

ADMINISTRATIVE CODE	MDAS	2020 APPROVED ESTIMATES	PRO-RATA ESTIMATES	APRIL	MAY	JUNE	TOTAL ACTUAL REVENUE: JANUARY TO JUNE, 2020	PERCENT AGE OF PERFORMANCE	VARIANCE	BALANCE
		A	B				C	D	F = C - B	G = A - C
011100100100	OFFICE OF THE GOVERNOR	125,000,000.00	62,500,000.00	-	-	-	-	0.00%	(62,500,000.00)	125,000,000.00
051700100100	MINISTRY OF EDUCATION	970,000,000.00	485,000,000.00				-	0.00%	(485,000,000.00)	970,000,000.00
051700300100	STATE UNIVERSAL BASIC EDUCATION BOARD	2,000,000,000.00	1,000,000,000.00				1,556,611,992.86	155.66%	556,611,992.86	443,388,007.14
051701800100	OSUN STATE COLLEGE OF TECHNOLOGY, ESA-OKE	332,670,860.00	166,335,430.00	460,000.00	8,644,900.00		57,686,900.00	34.68%	(108,648,530.00)	274,983,960.00
051701900100	OSUN STATE POLYTECHNIC, IREE	788,000,000.00	394,000,000.00				-	0.00%	(394,000,000.00)	788,000,000.00
051702000100	OSUN STATE COLLEGE OF EDUCATION, ILESA	428,582,110.00	214,291,055.00				-	0.00%	(214,291,055.00)	428,582,110.00
051702100100	OSUN STATE COLLEGE OF EDUCATION, ILA-ORANGUN	385,200,000.00	192,600,000.00			176,616,490.00	178,042,850.00	92.44%	(14,557,150.00)	207,157,150.00
051702200100	OSUN STATE UNIVERSITY, OSOGBO	1,300,000,000.00	650,000,000.00		683,695,988.87		1,029,846,188.87	158.44%	379,846,188.87	270,153,811.13
052111600100	PRIMARY HEALTH CARE DEVELOPMENT BOARD	1,500,000,000.00	750,000,000.00		1,000,000.00		1,000,000.00	0.13%	(749,000,000.00)	1,499,000,000.00
014700200100	LOCAL GOVERNMENTS SERVICE COMMISSION	400,000,000.00	200,000,000.00				88,226,075.22	44.11%	(111,773,924.78)	311,773,924.78
025210200100	OSUN STATE WATER CORPORATION	6,000,000,000.00	3,000,000,000.00				-	0.00%	(3,000,000,000.00)	6,000,000,000.00
	TOTAL DOMESTIC AIDS AND GRANTS	14,229,452,970.00	7,114,726,485.00	460,000.00	693,340,888.87	176,616,490.00	2,911,414,006.95	40.92%	(4,203,312,478.05)	11,318,038,963.05

16/7/2020
Honourable Commissioner
MINISTRY OF ECONOMIC
PLANNING AND BUDGET
STATE OF OSUN

Permanent Secretary
MINISTRY OF ECONOMIC PLANNING,
BUDGET & DEVELOPMENT
State of Osun, Osogbo
16/7/2020



STATE GOVERNMENT OF OSUN
MINISTRY OF ECONOMIC PLANNING AND BUDGET
REVENUE PERFORMANCE BY MDAS FOR THE SECOND QUARTER, 2020
REVENUE / IGR

FOREIGN AIDS AND GRANTS

ADMINISTRATIVE CODE	MDAS	2020 APPROVED ESTIMATES	PRO-RATA ESTIMATES	APRIL	MAY	JUNE	TOTAL ACTUAL REVENUE: JANUARY TO JUNE, 2020	PERCENT AGE OF PERFORM ANCE	VARIANCE	BALANCE
		A	B				C	D	F = C - B	G = A - C
011100100100	OFFICE OF THE GOVERNOR	125,000,000.00	62,500,000.00	-	-	-	-	0.00%	(62,500,000.00)	125,000,000.00
022000300100	MINISTRY OF ECONOMIC PLANNING & BUDGET	1,240,000,000.00	620,000,000.00	-	-	-	-	0.00%	(620,000,000.00)	1,240,000,000.00
051702200100	OSUN STATE UNIVERSITY, OSOGBO	5,000,000.00	2,500,000.00	-	-	-	-	0.00%	(2,500,000.00)	5,000,000.00
052100200100	OSUN STATE HEALTH INSURANCE SCHEME	2,025,243,020.00	1,012,621,510.00	-	-	-	-	0.00%	(1,012,621,510.00)	2,025,243,020.00
052111600100	PRIMARY HEALTH CARE DEVELOPMENT BOARD	600,000,000.00	300,000,000.00	9,072,000.00	1,944,000.00	-	17,879,340.00	5.96%	(282,120,660.00)	582,120,660.00
025200100100	OFFICE OF WATER RESOURCES, RURAL AND COMMUNITY AFFAIRS	1,040,000.00	520,000.00	-	-	-	-	0.00%	(520,000.00)	1,040,000.00
025210300100	RURAL WATER & ENVIRONMENTAL SANITATION AGENCY	210,000,000.00	105,000,000.00	-	-	-	-	0.00%	(105,000,000.00)	210,000,000.00
022000100100	MINISTRY OF FINANCE	1,850,000,000.00	925,000,000.00	2,160,000,000.00	-	26,590,280.00	2,260,081,920.07	244.33%	1,335,081,920.07	(410,081,920.07)
	TOTAL FOREIGN AIDS AND GRANTS	6,056,283,020.00	3,028,141,510.00	2,169,072,000.00	1,944,000.00	26,590,280.00	2,277,961,260.07	75.23%	(750,180,249.93)	3,778,321,759.93

16/7/2020
 Honourable Commissioner
 MINISTRY OF ECONOMIC
 PLANNING AND BUDGET
 STATE OF OSUN

Permanent Secretary
 MINISTRY OF ECONOMIC PLANNING,
 BUDGET & DEVELOPMENT
 State of Osun, Osoybo
 Date: 16/07/2020

STATE GOVERNMENT OF OSUN
MINISTRY OF ECONOMIC PLANNING AND BUDGET
REVENUE PERFORMANCE BY MDAS FOR THE SECOND QUARTER, 2020
REVENUE / IGR

ADMINISTRATIVE CODE	MDAS	2020 APPROVED ESTIMATES	PRO-RATA ESTIMATES	APRIL	MAY	JUNE	TOTAL ACTUAL REVENUE: JANUARY TO JUNE, 2020	PERCENT AGE OF PERFORM ANCE	VARIANCE	BALANCE
		A	B				C	D	F = C - B	G = A - C
051700300100	STATE UNIVERSAL BASIC EDUCATION BOARD	100,000,000.00	50,000,000.00	-	-	-	-	0.00%	(50,000,000.00)	100,000,000.00
055100400100	OFFICE OF WATER RESOURCES, RURAL AND COMMUNITY AFFAIRS (R)	1,854,209,460.00	927,104,730.00				-	0.00%	(927,104,730.00)	1,854,209,460.00
025210200100	OSUN STATE WATER CORPORATION	3,000,000,000.00	1,500,000,000.00				-	0.00%	(1,500,000,000.00)	3,000,000,000.00
025210300100	RURAL WATER & ENVIRONMENTAL SANITATION AGENCY	460,735,400.00	230,367,700.00	38,735,000.00			38,735,000.00	16.81%	(191,632,700.00)	422,000,400.00
022000200100	DEBT MANAGEMENT OFFICE	8,245,961,750.00	4,122,980,875.00				3,000,000,000.00	72.76%	(1,122,980,875.00)	5,245,961,750.00
022000300100	MINISTRY OF ECONOMIC PLANNING & BUDGET			3,877,761.00	2,094,786.00		387,672,465.26		387,672,465.26	(387,672,465.26)
	TOTAL BORROWINGS	13,660,906,610.00	6,830,453,305.00	42,612,761.00	2,094,786.00	-	3,426,407,465.26	50.16%	(3,404,045,839.74)	10,234,499,144.74

REVENUE FROM FAAC

MDAS	2020 APPROVED ESTIMATES	PRO-RATA ESTIMATES	APRIL	MAY	JUNE	TOTAL ACTUAL REVENUE: JANUARY TO JUNE, 2020	PERCENT AGE OF PERFORM ANCE	VARIANCE	BALANCE
	A	B				C	D	F = C - B	G = A - C
STATUTORY ALLOCATION	39,700,000,000.00	19,850,000,000.00	2,656,563,628.53	2,071,735,531.91	2,337,052,635.46	15,966,016,251.25	80.43%	(3,883,983,748.75)	23,733,983,748.75
VALUE ADDED TAX	13,500,000,000.00	6,750,000,000.00	1,186,047,931.22	941,218,749.29	1,032,605,690.41	6,369,576,728.85	94.36%	(380,423,271.15)	7,130,423,271.15
EXCESS CRUDE OIL	75,000,000.00	37,500,000.00				-	0.00%	(37,500,000.00)	75,000,000.00
OTHER REVENUE FROM FAAC	1,500,000,000.00	750,000,000.00	363,289,335.80	899,625,837.49	167,476,975.03	1,536,552,620.80	204.87%	786,552,620.80	(36,552,620.80)
TOTAL REVENUE FROM FAAC	54,775,000,000.00	27,387,500,000.00	4,215,900,895.55	3,912,580,118.69	3,537,135,300.90	23,872,145,600.90	87.16%	(3,515,354,399.10)	30,902,854,399.10

SUMMARY

ITEMS	2020 APPROVED ESTIMATES	PRO-RATA ESTIMATES	APRIL	MAY	JUNE	TOTAL ACTUAL REVENUE: JANUARY TO JUNE, 2020	PERCENT AGE OF PERFORM ANCE	VARIANCE	BALANCE
	A	B				C	D	F = C - B	G = A - C
REVENUE / IGR	30,828,758,440.00	15,414,379,220.00	399,510,938.90	549,972,206.22	808,990,856.34	9,036,397,664.92	58.62%	(6,377,981,555.08)	21,792,360,775.08
DOMESTIC AIDS AND GRANTS	14,229,452,970.00	7,114,726,485.00	460,000.00	693,340,888.87	176,616,490.00	2,911,414,006.95	40.92%	(4,203,312,478.05)	11,318,038,963.05
FOREIGN AIDS AND GRANTS	6,056,283,020.00	3,028,141,510.00	2,169,072,000.00	1,944,000.00	26,590,280.00	2,277,961,260.07	75.23%	(750,180,249.93)	3,778,321,759.93
BORROWINGS	13,660,906,610.00	6,830,453,305.00	42,612,761.00	2,094,786.00	-	3,426,407,465.26	50.16%	(3,404,045,839.74)	10,234,499,144.74
REVENUE FROM FAAC	54,775,000,000.00	27,387,500,000.00	4,215,900,895.55	3,912,580,118.69	3,537,135,300.90	23,872,145,600.90	87.16%	(3,515,354,399.10)	30,902,854,399.10
TOTAL INFLOW	119,550,401,040.00	59,775,200,520.00	6,827,556,595.45	5,159,931,999.78	4,549,332,927.24	41,524,325,998.10	69.47%	(18,250,874,521.90)	78,026,075,041.90

16/7/2020
Honourable Commissioner
MINISTRY OF ECONOMIC
PLANNING AND BUDGET
STATE OF OSUN

ADK
Permanent Secretary
MINISTRY OF ECONOMIC PLANNING,
BUDGET & DEVELOPMENT
State of Osun, Osogbo

ate



STATE GOVERNMENT OF OSUN
MINISTRY OF ECONOMIC PLANNING AND BUDGET
PERSONNEL PERFORMANCE BY MDAS FOR THE SECOND QUARTER, 2020
PERSONNEL EXPENDITURE

ADMINISTRATIVE CODE	MDAS	2020 APPROVED ESTIMATES	PRO-RATA ESTIMATES	APRIL	MAY	JUNE	TOTAL ACTUAL PERSONNEL: JANUARY TO JUNE, 2020	PERCENT AGE OF PERFORMANCE	VARIANCE	BALANCE
		A	B				C	D	F = B - C	G = A - C
	GOVERNANCE AND ADMINISTRATION SECTOR									
011100100100	OFFICE OF THE GOVERNOR	597,793,240.00	298,896,620.00	44,933,239.36	941,285.56	64,752,401.53	259,545,231.05	86.83%	39,351,388.95	338,248,008.95
011101000100	PUBLIC PROCUREMENT AGENCY	16,210,340.00	8,105,170.00	794,564.17	38,695.04	1,362,107.16	4,696,866.73	57.95%	3,408,303.27	11,513,473.27
011101900100	MINISTRY OF SPECIAL DUTIES	3,943,680.00	1,971,840.00	-	-	-	-	0.00%	1,971,840.00	3,943,680.00
011103500100	BUREAU OF PUBLIC SERVICE PENSION	9,031,543,220.00	4,515,771,610.00	505,387,118.54	124,593.24	649,640,117.61	3,143,783,314.34	69.62%	1,371,988,295.66	5,887,759,905.66
011200300100	OSUN STATE HOUSE OF ASSEMBLY	423,785,650.00	211,892,825.00	26,583,444.60	415,389.99	31,682,447.47	142,017,744.52	67.02%	69,875,080.48	281,767,905.48
011200400100	OSUN STATE HOUSE OF ASSEMBLY SERVICE COMMISSION	64,119,790.00	32,059,895.00	883,284.24	27,917.50	1,848,270.60	6,065,189.59	18.92%	25,994,705.41	58,054,600.41
014000100100	OFFICE OF THE AUDITOR GENERAL (STATE)	113,965,290.00	56,982,645.00	5,062,552.32	172,434.92	9,279,904.74	33,020,764.59	57.95%	23,961,880.41	80,944,525.41
014000200100	OFFICE OF THE AUDITOR GENERAL (LOCAL GOVERNMENTS)	68,733,860.00	34,366,930.00	2,570,367.45	102,402.97	5,731,517.01	18,587,255.49	54.08%	15,779,674.51	50,146,604.51
012500500100	BUREAU OF HUMAN RESOURCES AND CAPACITY BUILDING	73,196,190.00	36,598,095.00	4,437,244.19	74,497.24	6,422,408.99	25,828,260.48	70.57%	10,769,834.52	47,367,929.52
014700100100	CIVIL SERVICE COMMISSION	65,104,290.00	32,552,145.00	1,470,691.22	93,327.65	2,781,220.07	9,563,299.66	29.38%	22,988,845.34	55,540,990.34
014700200100	LOCAL GOVERNMENTS SERVICE COMMISSION	44,384,810.00	22,192,405.00	953,595.02	61,096.90	1,887,823.45	6,451,697.14	29.07%	15,740,707.86	37,933,112.86
014800100100	OSUN STATE INDEPENDENT ELECTORAL COMMISSION	70,584,550.00	35,292,275.00	548,276.49	13,999.90	1,025,348.72	3,288,366.73	9.32%	32,003,908.27	67,296,183.27
022800100100	MINISTRY OF INNOVATION, SCIENCE AND TECHNOLOGY	72,778,650.00	36,389,325.00	4,092,597.24	99,663.68	6,892,785.99	25,081,306.53	68.92%	11,308,018.47	47,697,343.47
055100100100	MINISTRY OF LOCAL GOVERNMENTS AND CHIEFTAINCY AFFAIRS	59,512,360.00	29,756,180.00	2,436,060.12	105,533.22	4,406,344.51	15,309,705.27	51.45%	14,446,474.73	44,202,654.73
	SUB-TOTAL - GOVERNANCE AND ADMINISTRATION SECTOR	10,705,655,920.00	5,352,827,960.00	600,153,034.94	2,270,837.82	787,712,697.86	3,693,239,002.11	69.00%	1,659,588,957.89	7,012,416,917.89
	AGRICULTURE SECTOR									
021500100100	MINISTRY OF AGRICULTURE, FOOD SECURITY	263,483,430.00	131,741,715.00	11,484,281.01	711,241.05	23,347,459.93	74,816,798.97	56.79%	56,924,916.03	188,666,631.03
021510200100	OSUN STATE AGRICULTURAL DEVELOPMENT PROGRAMME	103,575,470.00	51,787,735.00	3,856,846.40	242,640.72	9,711,029.52	30,157,279.39	58.23%	21,630,455.61	73,418,190.61
021510300100	OSUN STATE AGRICULTURAL DEVELOPMENT CORPORATION	83,761,260.00	41,880,630.00	2,584,397.52	147,817.23	5,410,570.27	17,514,547.79	41.82%	24,366,082.21	66,246,712.21
	SUB-TOTAL - AGRICULTURE SECTOR	450,820,160.00	225,410,080.00	17,925,524.94	1,101,699.00	38,469,059.72	122,488,626.15	54.34%	102,921,453.85	328,331,533.85
	PLANNING AND BUDGET SECTOR									
022000300100	MINISTRY OF ECONOMIC PLANNING & BUDGET	82,303,770.00	41,151,885.00	3,421,491.10	103,721.42	5,536,010.27	19,872,222.66	48.29%	21,279,662.34	62,431,547.34
023800400100	STATE BUREAU OF STATISTICS	33,148,010.00	16,574,005.00	1,413,479.34	48,052.51	2,066,784.65	7,958,937.60	48.02%	8,615,067.40	25,189,072.40
	SUB-TOTAL - PLANNING AND BUDGET SECTOR	115,451,780.00	57,725,890.00	4,834,970.44	151,773.93	7,602,794.92	27,831,160.26	48.21%	29,894,729.74	87,620,619.74
	COMMERCE AND INDUSTRY SECTOR									
022200100100	MINISTRY OF INDUSTRY, COMMERCE & COOPERATIVES	142,775,130.00	71,387,565.00	5,648,318.57	200,253.83	9,454,411.30	35,846,246.77	50.21%	35,541,318.23	106,928,883.23
023600100100	MINISTRY OF CULTURE & TOURISM	24,879,500.00	12,439,750.00	-	93,730.12	2,852,770.88	8,626,988.56	69.35%	3,812,761.44	16,252,511.44
023600400100	OSUN STATE COUNCIL FOR ARTS AND CULTURE	39,728,750.00	19,864,375.00	1,816,383.87	71,167.31	3,379,954.83	10,447,925.30	52.60%	9,416,449.70	29,280,824.70
023605200100	OSUN STATE TOURISM BOARD	11,506,750.00	5,753,375.00	1,142,734.64	54,666.68	1,068,354.31	3,907,949.41	67.92%	1,845,425.59	7,598,800.59
051300100100	MINISTRY OF EMPOWERMENT AND YOUTH ENGAGEMENT	2,316,578,160.00	1,158,289,080.00	360,850.17	-	100,404,736.81	100,765,586.98	8.70%	1,057,523,493.02	2,215,812,573.02
	SUB-TOTAL - COMMERCE AND INDUSTRY SECTOR	2,535,468,290.00	1,267,734,145.00	8,968,287.26	419,817.94	117,160,228.13	159,594,697.03	12.59%	1,108,139,447.97	2,375,873,592.97

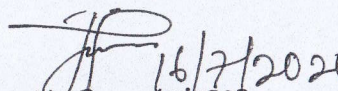
[Signature] 16/7/2020
Honourable Commissioner
MINISTRY OF ECONOMIC
PLANNING AND BUDGET
STATE OF OSUN


[Signature]
Permanent Secretary
MINISTRY OF ECONOMIC PLANNING,
BUDGET & DEVELOPMENT
State of Osun, Osego
ate 16/07/2020



STATE GOVERNMENT OF OSUN
MINISTRY OF ECONOMIC PLANNING AND BUDGET
PERSONNEL PERFORMANCE BY MDAs FOR THE SECOND QUARTER, 2020
PERSONNEL EXPENDITURE

	EDUCATION SECTOR									
051700100100	MINISTRY OF EDUCATION	401,371,900.00	200,685,950.00	20,121,547.13	595,112.04	35,103,943.64	122,810,543.98	61.20%	77,875,406.02	278,561,356.02
051700300100	STATE UNIVERSAL BASIC EDUCATION BOARD	82,334,450.00	41,167,225.00	3,113,423.25	60,345.25	5,396,605.99	19,253,778.96	46.77%	21,913,446.04	63,080,671.04
051700800100	OSUN STATE LIBRARY BOARD	8,102,020.00	4,051,010.00	323,702.06	31,246.53	600,929.24	2,122,115.59	52.38%	1,928,894.41	5,979,904.41
051701800100	OSUN STATE COLLEGE OF TECHNOLOGY, ESA-OKE	901,197,340.00	450,598,670.00	30,687,496.24	5,483,221.75	106,888,822.28	257,050,076.54	57.05%	193,548,593.46	644,147,263.46
051701900100	OSUN STATE POLYTECHNIC, IREE	1,112,033,480.00	556,016,740.00	117,763,094.92	69,165,483.72	80,242,085.19	438,377,754.56	78.84%	117,638,985.44	673,655,725.44
051702000100	OSUN STATE COLLEGE OF EDUCATION, ILESA	1,092,562,240.00	546,281,120.00	37,689,473.55	5,589,503.60	62,907,454.98	224,796,910.38	41.15%	321,484,209.62	867,765,329.62
051702100100	OSUN STATE COLLEGE OF EDUCATION, ILA-ORANGUN	993,442,600.00	496,721,300.00	25,876,138.06	3,341,770.37	58,367,182.69	255,669,266.71	51.47%	241,052,033.29	737,773,333.29
051702200100	OSUN STATE UNIVERSITY, OSOGBO	2,315,088,510.00	1,157,544,255.00	161,424,006.26	73,850,505.88	190,537,514.67	692,162,610.33	59.80%	465,381,644.67	1,622,925,899.67
051702600100	OSUN CENTRAL EDUCATIONAL DISTRICT ILA ORANGUN (DISTRICT OFFICE)	1,312,633,660.00	656,316,830.00	78,566,993.49	1,377,647.40	101,120,445.27	428,933,886.75	65.35%	227,382,943.25	883,699,773.25
051702700100	OSUN EAST EDUCATIONAL DISTRICT OFFICE, ILE - IFE (DISTRICT OFFICE)	1,190,385,680.00	595,192,840.00	70,431,091.99	1,191,254.48	88,556,579.93	381,440,073.50	64.09%	213,752,766.50	808,945,606.50
051702800100	OSUN WEST EDUCATIONAL DISTRICT OFFICE, IKIRE (DISTRICT OFFICE)	1,101,474,610.00	550,737,305.00	66,571,867.61	1,286,928.75	84,852,681.85	366,342,056.11	66.52%	184,395,248.89	735,132,553.89
051705100100	TEACHERS' ESTABLISHMENT AND PENSIONS OFFICE, OSOGBO	68,117,650.00	34,058,825.00	1,605,037.12	62,364.14	3,177,552.64	11,057,030.79	32.46%	23,001,794.21	57,060,619.21
051705300100	BOARD FOR TECHNICAL AND VOCATIONAL EDUCATION	166,556,280.00	83,278,140.00	6,761,727.27	271,573.98	13,150,853.77	44,260,367.85	53.15%	39,017,772.15	122,295,912.15
051705600100	OFFICE OF HIGHER EDUCATION, BURSARY & SCHOLARSHIP	19,606,970.00	9,803,485.00	510,274.06	18,064.65	1,068,301.73	3,585,505.22	36.57%	6,217,979.78	16,021,464.78
	SUB-TOTAL - EDUCATION SECTOR	10,764,907,390.00	5,382,453,695.00	621,445,873.00	162,325,022.54	831,970,953.87	3,247,861,977.26	60.34%	2,134,591,717.74	7,517,045,412.74
	ENVIRONMENT SECTOR									
022205600100	OSUN SIGNAGE, HOARDING AND ADVERTISEMENT AGENCY	9,600,000.00	4,800,000.00	-	-	1,600,000.00	4,000,000.00	83.33%	800,000.00	5,600,000.00
053500100100	MINISTRY OF ENVIRONMENT & SANITATION	60,265,140.00	30,132,570.00	5,844,969.43	217,772.56	7,514,776.87	28,599,681.23	94.91%	1,532,888.77	31,665,458.77
053505300100	OSUN STATE WASTE MANAGEMENT AGENCY	98,209,930.00	49,104,965.00	5,609,223.72	355,949.67	7,013,415.67	30,367,711.55	61.84%	18,737,253.45	67,842,218.45
023305100100	OFFICE OF FORESTRY, NATURAL & MINERAL RESOURCES	89,123,790.00	44,561,895.00	713,456.82	137,138.55	1,677,617.77	15,934,226.44	35.76%	28,627,668.56	73,189,563.56
	SUB-TOTAL - ENVIRONMENT SECTOR	257,198,860.00	128,599,430.00	12,167,649.98	710,860.78	17,805,810.31	78,901,619.22	61.35%	49,697,810.78	178,297,240.78
	HEALTH SECTOR									
052100100100	MINISTRY OF HEALTH	388,315,970.00	194,157,985.00	22,971,239.14	1,214,784.47	35,824,860.88	132,307,320.16	68.14%	61,850,664.84	256,008,649.84
052100200100	OSUN STATE HEALTH INSURANCE SCHEME	56,106,110.00	28,053,055.00	2,421,373.23	134,406.47	3,727,339.45	13,760,302.49	49.05%	14,292,752.51	42,345,807.51
052102600100	LAUTECH TEACHING HOSPITAL, OSOGBO	4,655,834,090.00	2,327,917,045.00	207,906,325.66	8,396,877.95	293,628,563.21	1,098,808,881.80	47.20%	1,229,108,163.20	3,557,025,208.20
052110200100	OSUN STATE HOSPITALS MANAGEMENT BOARD	2,245,857,400.00	1,122,928,700.00	132,128,275.64	7,308,375.01	217,730,530.76	778,005,782.24	69.28%	344,922,917.76	1,467,851,617.76
052111600100	PRIMARY HEALTH CARE DEVELOPMENT BOARD	71,509,140.00	35,754,570.00	2,927,734.26	192,679.49	5,380,492.51	18,200,980.35	50.91%	17,553,589.65	53,308,159.65
	SUB-TOTAL - HEALTH SECTOR	7,417,622,710.00	3,708,811,355.00	368,354,947.93	17,247,123.40	556,291,786.82	2,041,083,267.03	55.03%	1,667,728,087.97	5,376,539,442.97


 Honourable Commissioner
 MINISTRY OF ECONOMIC
 PLANNING AND BUDGET
 STATE OF OSUN


 Permanent Secretary
 MINISTRY OF ECONOMIC PLANNING,
 BUDGET & DEVELOPMENT
 State of Osun, Osogbo
 Date: 16/7/2020



STATE GOVERNMENT OF OSUN
MINISTRY OF ECONOMIC PLANNING AND BUDGET
PERSONNEL PERFORMANCE BY MDAs FOR THE SECOND QUARTER, 2020
PERSONNEL EXPENDITURE

	INFRASTRUCTURE SECTOR									
022905300100	OFFICE OF THE TRANSPORTATION	167,930,710.00	83,965,355.00	9,241,389.34	346,096.29	14,481,219.54	56,102,062.58	66.82%	27,863,292.42	111,828,647.42
023400100100	MINISTRY OF WORKS & TRANSPORT	161,424,600.00	80,712,300.00	8,199,435.82	381,163.33	13,838,949.65	49,755,099.94	61.65%	30,957,200.06	111,669,500.06
023400200100	OFFICE OF THE SURVEYOR - GENERAL	21,811,990.00	10,905,995.00	722,108.19	22,114.74	1,595,038.60	5,400,161.46	49.52%	5,505,833.54	16,411,828.54
023400400100	OSUN ROAD MAINTENANCE AGENCY	55,201,840.00	27,600,920.00	1,870,181.18	137,507.34	3,610,473.98	12,428,190.80	45.03%	15,172,729.20	42,773,649.20
025305300100	OSUN STATE PROPERTY DEVELOPMENT CORPORATION	48,907,910.00	24,453,955.00	1,391,311.91	62,926.66	2,959,944.36	9,710,587.79	39.71%	14,743,367.21	39,197,322.21
025305600100	OSUN STATE CAPITAL TERRITORY DEVELOPMENT AUTHORITY	19,220,800.00	9,610,400.00	586,506.23	35,433.20	1,434,285.25	4,395,529.39	45.74%	5,214,870.61	14,825,270.61
026000100100	MINISTRY OF LANDS AND PHYSICAL PLANNING	79,481,760.00	39,740,880.00	4,138,988.21	219,508.59	6,900,138.71	25,366,897.86	63.83%	14,373,982.14	54,114,862.14
	SUB-TOTAL - INFRASTRUCTURE SECTOR	553,979,610.00	276,989,805.00	26,149,920.89	1,204,750.14	44,820,050.09	163,158,529.84	58.90%	113,831,275.16	390,821,080.16
	SOCIAL DEVELOPMENT AND WELFARE SECTOR									
012400100100	MINISTRY OF HOME AFFAIRS	125,945,930.00	62,972,965.00	3,633,551.75	299,588.80	7,024,162.64	24,833,105.55	39.43%	38,139,859.45	101,112,824.45
051400100100	MINISTRY OF WOMEN & CHILDREN AFFAIRS	72,701,650.00	36,350,825.00	3,561,574.23	282,919.50	6,098,979.38	22,210,046.05	61.10%	14,140,778.95	50,491,603.95
053900100100	MINISTRY OF SOCIAL PROTECTION, SPORTS & SPECIAL NEEDS	38,350,510.00	19,175,255.00	2,454,575.69	83,698.78	3,606,207.46	14,060,158.44	73.32%	5,115,096.56	24,290,351.56
053905100100	OSUN STATE SPORTS COUNCIL	133,624,140.00	66,812,070.00	8,047,293.41	119,804.83	10,341,546.56	44,942,084.15	67.27%	21,869,985.85	88,682,055.85
	SUB-TOTAL - SOCIAL DEVELOPMENT AND WELFARE SECTOR	370,622,230.00	185,311,115.00	17,696,995.08	786,011.92	27,070,896.03	106,045,394.19	57.23%	79,265,720.81	264,576,835.81
	SECURITY LAW AND JUSTICE SECTOR									
031801100100	JUDICIAL SERVICE COMMISSION	63,849,100.00	31,924,550.00	2,843,894.17	165,259.36	4,693,353.02	17,524,816.86	54.89%	14,399,733.14	46,324,283.14
032600100100	MINISTRY OF JUSTICE	267,131,790.00	133,565,895.00	8,888,305.91	340,815.26	16,096,344.17	46,698,973.80	34.96%	86,866,921.20	220,432,816.20
032605100100	THE JUDICIARY (HIGH COURT OF JUSTICE)	485,996,060.00	242,998,030.00	13,575,177.95	1,770,957.17	27,090,663.44	161,717,240.40	66.55%	81,280,789.60	324,278,819.60
032605200100	CUSTOMARY COURT OF APPEAL	403,125,380.00	201,562,690.00	9,360,442.96	1,647,553.19	21,342,390.69	79,754,209.06	39.57%	121,808,480.94	323,371,170.94
	SUB-TOTAL - SECURITY LAW AND JUSTICE SECTOR	1,220,102,330.00	610,051,165.00	34,667,820.99	3,924,584.99	69,222,751.32	305,695,240.12	50.11%	304,355,924.88	914,407,089.88
	INFORMATION AND COMMUNICATION SECTOR									
012300100100	MINISTRY OF INFORMATION & CIVIC ORIENTATION	61,750,250.00	30,875,125.00	2,410,349.59	182,060.75	4,140,516.50	14,953,344.29	48.43%	15,921,780.71	46,796,905.71
012300300100	OSUN STATE BROADCASTING CORPORATION	218,808,790.00	109,404,395.00	9,145,814.00	291,545.73	19,112,394.08	63,202,508.01	57.77%	46,201,886.99	155,606,281.99
	SUB-TOTAL - INFORMATION AND COMMUNICATION SECTOR	280,559,040.00	140,279,520.00	11,556,163.60	473,606.48	23,252,910.58	78,155,852.30	55.71%	62,123,667.70	202,403,187.70
	WATER AND SANITATION SECTOR									
025200100100	OFFICE OF WATER RESOURCES, RURAL AND COMMUNITY AFFAIRS	66,861,660.00	33,430,830.00	4,265,677.24	74,157.43	6,101,957.20	23,835,951.94	71.30%	9,594,878.06	43,025,708.06
025210200100	OSUN STATE WATER CORPORATION	487,147,050.00	243,573,525.00	12,049,907.32	656,957.72	27,332,051.68	86,062,564.48	35.33%	157,510,960.52	401,084,485.52
025210300100	RURAL WATER & ENVIRONMENTAL SANITATION AGENCY	67,981,850.00	33,990,925.00	2,041,168.24	101,194.93	4,927,402.01	15,522,244.77	45.67%	18,468,680.23	52,459,605.23
	SUB-TOTAL - WATER AND SANITATION SECTOR	621,990,560.00	310,995,280.00	18,356,752.80	832,310.08	38,361,410.89	125,420,761.19	40.33%	185,574,518.81	496,569,798.81
	FINANCE & REVENUE MOBILIZATION SECTOR									
022000100100	MINISTRY OF FINANCE	998,928,050.00	499,464,025.00	27,277,429.78	107,323.12	29,124,440.98	306,054,713.52	61.28%	193,409,311.48	692,873,336.48
022000200100	DEBT MANAGEMENT OFFICE	5,062,960.00	2,531,480.00	-	-	-	-	0.00%	2,531,480.00	5,062,960.00
022000700100	OFFICE OF THE ACCOUNTANT - GENERAL	128,162,760.00	64,081,380.00	5,248,826.64	270,744.28	10,416,596.58	35,582,127.60	55.53%	28,499,252.40	92,580,632.40
022000800100	OSUN STATE INTERNAL REVENUE SERVICE	38,658,880.00	19,329,290.00	1,980,833.49	45,418.98	3,178,657.61	12,108,638.04	62.64%	7,220,651.96	26,549,941.96
	SUB-TOTAL - FINANCE & REVENUE MOBILIZATION SECTOR	1,170,812,350.00	585,406,175.00	34,507,089.91	423,486.38	42,719,695.16	353,745,479.16	60.43%	231,660,695.84	817,066,870.84
	OTHER EXPENDITURE									
	SALARY, GRATUITY AND PENSION ARREARS		-	-	-	-	-			
	TOTAL STATE FUNDED EXPENDITURE	36,465,191,230.00	18,232,595,615.00	1,776,785,031.76	191,871,885.41	2,602,461,045.70	10,503,221,605.85	57.61%	7,729,374,009.15	25,961,969,624.15

[Signature]
 16/7/2020
 Honourable Commissioner
 MINISTRY OF ECONOMIC
 PLANNING AND BUDGET
 STATE OF OSUN


[Signature]
 Permanent Secretary
 MINISTRY OF ECONOMIC PLANNING,
 BUDGET & DEVELOPMENT
 State of Osun, Osogbo
 Date: 16/07/2020




STATE GOVERNMENT OF OSUN
MINISTRY OF ECONOMIC PLANNING AND BUDGET
PERSONNEL PERFORMANCE BY MDAs FOR THE SECOND QUARTER, 2020
PERSONNEL EXPENDITURE

SUMMARY

ITEMS	2020 APPROVED ESTIMATES	PRO-RATA ESTIMATES	APRIL	MAY	JUNE	TOTAL ACTUAL PERSONNEL: JANUARY TO JUNE, 2020	PERCENT AGE OF PERFORM ANCE	VARIANCE	BALANCE
	A	B				C	D	F = B - C	G = A - C
TOTAL STATE FUNDED EXPENDITURE	36,465,191,230.00	18,232,595,615.00	1,776,785,031.76	191,871,885.41	2,602,461,045.70	10,503,221,605.85	57.61%	7,729,374,009.15	25,961,969,624.15
TOTAL EXPENDITURE ON PERSONNEL EXPENDITURE FROM RETAINABLE	-	-	-	-	-	366,646,833.13		(366,646,833.13)	(366,646,833.13)
TOTAL OUTFLOW	36,465,191,230.00	18,232,595,615.00	1,776,785,031.76	191,871,885.41	2,602,461,045.70	10,869,868,438.98	59.62%	7,362,727,176.02	25,595,322,791.02


 16/7/2020
 Honourable Commissioner
 MINISTRY OF ECONOMIC
 PLANNING AND BUDGET
 STATE OF OSUN


 Permanent Secretary
 MINISTRY OF ECONOMIC PLANNING,
 BUDGET & DEVELOPMENT
 State of Osun, Osogbo
 atc 16/07/2020



STATE GOVERNMENT OF OSUN
MINISTRY OF ECONOMIC PLANNING AND BUDGET
OTHER RECURRENT EXPENDITURE PERFORMANCE BY MDAs FOR THE SECOND QUARTER, 2020
OTHER RECURRENT EXPENDITURE

TIVE CODE	MDAS	2020 APPROVED ESTIMATES	PRO-RATA ESTIMATES	APRIL	MAY	JUNE	TOTAL ACTUAL RECURRENT: JANUARY TO JUNE, 2020	PERCENT AGE OF PERFORM ANCE	VARIANCE	BALANCE
		A	B				C	D	F = B - C	G = A - C
	GOVERNANCE AND ADMINISTRATION SECTOR									
011100100100	OFFICE OF THE GOVERNOR	4,407,059,870.00	2,203,529,935.00	186,888,500.00	274,261,740.28	484,282,921.80	2,046,756,981.13	92.89%	156,772,953.87	2,360,302,888.87
011100100900	OFFICE OF POLICY COORDINATION	-	-	-	-	-	-	-	-	-
011101000100	PUBLIC PROCUREMENT AGENCY	33,460,000.00	16,730,000.00	-	-	-	150,000.00	0.90%	16,580,000.00	33,310,000.00
011101900100	MINISTRY OF SPECIAL DUTIES	10,575,820.00	5,287,910.00	-	-	-	-	0.00%	5,287,910.00	10,575,820.00
011103500100	BUREAU OF PUBLIC SERVICE PENSION	2,643,960.00	1,321,980.00	200,000.00	-	-	600,000.00	45.39%	721,980.00	2,043,960.00
011200300100	OSUN STATE HOUSE OF ASSEMBLY	1,290,503,940.00	645,251,970.00	19,839,125.00	50,000,000.00	50,000,000.00	311,005,775.00	48.20%	334,246,195.00	979,498,165.00
011200400100	OSUN STATE HOUSE OF ASSEMBLY SERVICE COMMISSION	69,230,000.00	34,615,000.00	-	1,000,000.00	1,000,000.00	5,000,000.00	14.44%	29,615,000.00	64,230,000.00
014000100100	OFFICE OF THE AUDITOR GENERAL (STATE)	12,172,990.00	6,086,495.00	-	1,061,000.00	-	3,315,500.00	54.47%	2,770,995.00	8,857,490.00
014000200100	OFFICE OF THE AUDITOR GENERAL (LOCAL GOVERNMENTS)	12,690,990.00	6,345,495.00	-	-	-	3,006,000.00	47.37%	3,339,495.00	9,684,990.00
012500500100	BUREAU OF HUMAN RESOURCES AND CAPACITY BUILDING	211,542,310.00	105,771,155.00	400,000.00	-	-	6,269,000.00	5.93%	99,502,155.00	205,273,310.00
014700100100	CIVIL SERVICE COMMISSION	15,000,000.00	7,500,000.00	-	-	-	500,000.00	6.67%	7,000,000.00	14,500,000.00
014700200100	LOCAL GOVERNMENTS SERVICE COMMISSION	400,000,000.00	200,000,000.00	-	-	-	-	0.00%	200,000,000.00	400,000,000.00
014800100100	OSUN STATE INDEPENDENT ELECTORAL COMMISSION	1,500,000,000.00	750,000,000.00	-	-	-	1,000,000.00	0.13%	749,000,000.00	1,499,000,000.00
022800100100	MINISTRY OF INNOVATION, SCIENCE AND TECHNOLOGY	32,355,000.00	16,177,500.00	15,300,000.00	-	-	15,550,000.00	96.12%	627,500.00	16,805,000.00
045102100100	MINISTRY OF REGIONAL INTEGRATION & SPECIAL DUTIES	46,000,000.00	23,000,000.00	-	-	-	1,164,000.00	5.06%	21,836,000.00	44,836,000.00
055100100100	MINISTRY OF LOCAL GOVERNMENTS AND CHIEFTAINCY AFFAIRS	12,990,000.00	6,495,000.00	-	-	-	-	0.00%	6,495,000.00	12,990,000.00
	SUB-TOTAL - GOVERNANCE AND ADMINISTRATION SECTOR	8,056,224,880.00	4,028,112,440.00	222,627,625.00	326,322,740.28	535,282,921.80	2,394,317,256.13	59.44%	1,633,795,183.87	5,661,907,623.87
	AGRICULTURE SECTOR									
021500100100	MINISTRY OF AGRICULTURE, FOOD SECURITY	88,308,110.00	44,154,055.00	-	9,404,000.00	-	10,033,000.00	22.72%	34,121,055.00	78,275,110.00
021501400100	OSUN PRODUCE BOARD	15,000,000.00	7,500,000.00	-	-	1,200,000.00	1,350,000.00	18.00%	6,150,000.00	13,650,000.00
021510200100	OSUN STATE AGRICULTURAL DEVELOPMENT PROGRAMME	5,816,700.00	2,908,350.00	-	-	-	1,412,000.00	48.55%	1,496,350.00	4,404,700.00
021510300100	OSUN STATE AGRICULTURAL DEVELOPMENT CORPORATION	10,093,760.00	5,046,880.00	104.00	206,056.30	50,667.54	256,827.84	5.09%	4,790,052.16	9,836,932.16
	SUB-TOTAL - AGRICULTURE SECTOR	119,218,570.00	59,609,285.00	104.00	9,610,056.30	1,250,667.54	13,051,827.84	21.90%	46,557,457.16	106,166,742.16
	PLANNING AND BUDGET SECTOR									
022000300100	MINISTRY OF ECONOMIC PLANNING & BUDGET	263,472,760.00	131,736,380.00	3,580,000.00	1,000,000.00	6,794,000.00	30,074,000.00	22.83%	101,662,380.00	233,398,760.00
023800400100	STATE BUREAU OF STATISTICS	35,380,000.00	17,690,000.00	819,000.00	-	-	969,000.00	5.48%	16,721,000.00	34,411,000.00
	SUB-TOTAL - PLANNING AND BUDGET SECTOR	298,852,760.00	149,426,380.00	4,399,000.00	1,000,000.00	6,794,000.00	31,043,000.00	20.77%	118,383,380.00	267,809,760.00
	COMMERCE AND INDUSTRY SECTOR									
011100800100	OFFICE OF ENTERPRISE AND WEALTH CREATION	-	-	-	-	-	-	-	-	-
022200100100	MINISTRY OF INDUSTRY, COMMERCE & COOPERATIVES	109,803,620.00	54,901,810.00	-	-	1,264,220.00	5,507,345.00	10.03%	49,394,465.00	104,296,275.00
022205100100	OSUN MICRO CREDIT AGENCY	8,060,040.00	4,030,020.00	-	-	-	1,942,600.00	48.20%	2,087,420.00	6,117,440.00
023600100100	MINISTRY OF CULTURE & TOURISM	4,759,110.00	2,379,555.00	-	-	-	250,000.00	10.51%	2,129,555.00	4,509,110.00
023600400100	OSUN STATE COUNCIL FOR ARTS AND CULTURE	10,500,000.00	5,250,000.00	-	-	-	150,000.00	2.86%	5,100,000.00	10,350,000.00
023605200100	OSUN STATE TOURISM BOARD	5,083,800.00	2,541,900.00	1,180,900.00	-	-	1,280,900.00	50.39%	1,261,000.00	3,802,900.00
051300100100	MINISTRY OF EMPOWERMENT AND YOUTH ENGAGEMENT	90,042,530.00	45,021,265.00	-	-	-	-	0.00%	45,021,265.00	90,042,530.00
	SUB-TOTAL - COMMERCE AND INDUSTRY SECTOR	228,249,100.00	114,124,550.00	1,180,900.00	-	1,264,220.00	9,130,845.00	8.00%	104,993,705.00	219,118,255.00

16/7/2020
Honourable Commissioner
MINISTRY OF ECONOMIC
PLANNING AND BUDGET
STATE OF OSUN

Adeniyi
Permanent Secretary
MINISTRY OF ECONOMIC PLANNING,
BUDGET & DEVELOPMENT
State of Osun, Osogbo
Date: 16/7/2020



MINISTRY OF ECONOMIC PLANNING AND BUDGET
OTHER RECURRENT EXPENDITURE PERFORMANCE BY MDAs FOR THE SECOND QUARTER, 2020

OTHER RECURRENT EXPENDITURE

EDUCATION SECTOR		-	-	-	-	-	-	-	-	-
051700100100	MINISTRY OF EDUCATION	421,560,790.00	210,780,395.00	-	7,767,000.00	18,455,500.00	38,902,690.00	18.46%	171,877,705.00	382,658,100.00
051700300100	STATE UNIVERSAL BASIC EDUCATION BOARD	90,000,000.00	45,000,000.00	-	-	-	-	0.00%	45,000,000.00	90,000,000.00
051700800100	OSUN STATE LIBRARY BOARD	708,580.00	354,290.00	-	-	-	100,000.00	28.23%	254,290.00	608,580.00
051701000100	OSUN STATE MASS EDUCATION AGENCY	2,828,330.00	1,414,165.00	-	-	-	100,000.00	7.07%	1,314,165.00	2,728,330.00
051701800100	OSUN STATE COLLEGE OF TECHNOLOGY, ESA-OKE	723,245,700.00	361,622,850.00	5,769,926.37	12,690,183.37	4,086,764.61	22,546,874.35	6.23%	339,075,975.65	700,698,825.65
051701900100	OSUN STATE POLYTECHNIC, IREE	546,321,600.00	273,160,800.00	11,217,500.00	619,856.00	8,546,207.00	20,383,563.00	7.46%	252,777,237.00	525,938,037.00
051702000100	OSUN STATE COLLEGE OF EDUCATION, ILESA	431,647,330.00	215,823,665.00	-	-	1,539,810.18	1,539,810.18	0.71%	214,283,854.82	430,107,519.82
051702100100	OSUN STATE COLLEGE OF EDUCATION, ILE-ORANGUN	78,500,000.00	39,250,000.00	106,870.00	331,150.00	642,450.00	1,080,470.00	2.75%	38,169,530.00	77,419,530.00
051702200100	OSUN STATE UNIVERSITY, OSOGBO	766,000,000.00	383,000,000.00	-	53,158,004.10	28,964,736.06	82,122,740.16	21.44%	300,877,259.84	683,877,259.84
051702300100	LADOKE AKINTOLA UNIVERSITY OF TECHNOLOGY, OGBOMOSO	-	-	-	-	-	-	-	-	-
051702600100	OSUN CENTRAL EDUCATIONAL DISTRICT ILE-ORANGUN (DISTRICT OFFICE)	58,000,000.00	29,000,000.00	-	-	-	150,000.00	0.52%	28,850,000.00	57,850,000.00
051702700100	OSUN EAST EDUCATIONAL DISTRICT OFFICE, ILE-IFE (DISTRICT OFFICE)	58,000,000.00	29,000,000.00	-	-	-	150,000.00	0.52%	28,850,000.00	57,850,000.00
051702800100	OSUN WEST EDUCATIONAL DISTRICT OFFICE, IKIRE (DISTRICT OFFICE)	57,500,000.00	28,750,000.00	-	-	-	150,000.00	0.52%	28,600,000.00	57,350,000.00
051705100100	TEACHERS' ESTABLISHMENT AND PENSIONS OFFICE, OSOGBO	4,500,000.00	2,250,000.00	-	-	-	150,000.00	6.67%	2,100,000.00	4,350,000.00
051705300100	BOARD FOR TECHNICAL AND VOCATIONAL EDUCATION	21,151,640.00	10,575,820.00	-	-	-	150,000.00	1.42%	10,425,820.00	21,001,640.00
051705600100	OFFICE OF HIGHER EDUCATION, BURSARY & SCHOLARSHIP	10,000,000.00	5,000,000.00	-	-	-	100,000.00	2.00%	4,900,000.00	9,900,000.00
051706500100	OSUN EDUCATION QUALITY ASSURANCE AND MORALITY AGENCY	5,000,000.00	2,500,000.00	-	-	-	100,000.00	4.00%	2,400,000.00	4,900,000.00
SUB-TOTAL - EDUCATION SECTOR		3,274,963,970.00	1,637,481,985.00	17,094,296.37	74,566,193.47	62,235,467.85	167,726,147.69	10.24%	1,469,755,837.31	3,107,237,822.31
ENVIRONMENT SECTOR		-	-	-	-	-	-	-	-	-
022205600100	OSUN SIGNAGE, HOARDING AND ADVERTISEMENT AGENCY	31,727,460.00	15,863,730.00	-	-	-	7,733,664.54	48.75%	8,130,065.46	23,993,795.46
053500100100	MINISTRY OF ENVIRONMENT & SANITATION	24,900,000.00	12,450,000.00	750,000.00	-	-	6,912,000.00	55.52%	5,538,000.00	17,988,000.00
053500200100	OSUN PARKS AND GARDENS MANAGEMENT AGENCY	20,000,000.00	10,000,000.00	-	4,290,000.00	4,500,000.00	8,940,000.00	89.40%	1,060,000.00	11,060,000.00
053505300100	OSUN STATE WASTE MANAGEMENT AGENCY	70,846,180.00	35,423,090.00	-	1,952,150.00	15,400,000.00	35,044,150.00	98.93%	378,940.00	35,802,030.00
023305100100	OFFICE OF FORESTRY, NATURAL & MINERAL RESOURCES	8,460,650.00	4,230,325.00	-	-	-	730,000.00	17.26%	3,500,325.00	7,730,650.00
SUB-TOTAL - ENVIRONMENT SECTOR		155,934,290.00	77,967,145.00	750,000.00	6,242,150.00	19,900,000.00	59,359,814.54	76.13%	18,607,330.46	96,574,475.46
HEALTH SECTOR		-	-	-	-	-	-	-	-	-
052100100100	MINISTRY OF HEALTH	200,000,000.00	100,000,000.00	-	6,500,000.00	6,500,000.00	40,000,000.00	40.00%	60,000,000.00	160,000,000.00
052100200100	OSUN STATE HEALTH INSURANCE SCHEME	22,917,810.00	11,458,905.00	300,000.00	1,000,000.00	5,600,000.00	7,050,000.00	61.52%	4,408,905.00	15,867,810.00
052102600100	LAUTECH TEACHING HOSPITAL, OSOGBO	225,000,000.00	112,500,000.00	16,929,742.03	8,358,639.31	24,673,569.77	49,961,951.11	44.41%	62,538,048.89	175,038,048.89
052110200100	OSUN STATE HOSPITALS MANAGEMENT BOARD	110,000,000.00	55,000,000.00	-	5,272,640.00	-	15,817,920.00	28.76%	39,182,080.00	94,182,080.00
052111600100	PRIMARY HEALTH CARE DEVELOPMENT BOARD	171,452,170.00	85,726,085.00	-	-	-	150,000.00	0.17%	85,576,085.00	171,302,170.00
SUB-TOTAL - HEALTH SECTOR		729,369,980.00	364,684,990.00	17,229,742.03	21,131,279.31	36,773,569.77	112,979,871.11	30.98%	251,705,118.89	616,390,108.89

16/7/2020
 Honourable Commissioner
 MINISTRY OF ECONOMIC
 PLANNING AND BUDGET
 STATE OF OSUN

Permanent Secretary
 MINISTRY OF ECONOMIC PLANNING,
 BUDGET & DEVELOPMENT
 State of Osun, Osogbo
 16/7/2020

MINISTRY OF ECONOMIC PLANNING AND BUDGET
OTHER RECURRENT EXPENDITURE PERFORMANCE BY MDAs FOR THE SECOND QUARTER, 2020

OTHER RECURRENT EXPENDITURE

	INFRASTRUCTURE SECTOR	-	-	-	-	-	-	-	-	-
022905300100	OFFICE OF THE TRANSPORTATION	34,007,900.00	17,003,950.00	-	-	-	2,463,500.00	14.49%	14,540,450.00	31,544,400.00
023400100100	MINISTRY OF WORKS & TRANSPORT	157,223,360.00	78,611,680.00	-	46,183,000.00	-	75,324,000.00	95.82%	3,287,680.00	81,899,360.00
023400200100	OFFICE OF THE SURVEYOR - GENERAL	6,230,500.00	3,115,250.00	-	-	-	150,000.00	4.82%	2,965,250.00	6,080,500.00
023400400100	OSUN ROAD MAINTENANCE AGENCY	8,000,000.00	4,000,000.00	-	-	-	150,000.00	3.75%	3,850,000.00	7,850,000.00
023405500100	OSUN ASSETS MANAGEMENT AGENCY	12,690,990.00	6,345,495.00	-	-	-	500,000.00	7.88%	5,845,495.00	12,190,990.00
025305300100	OSUN STATE PROPERTY DEVELOPMENT CORPORATION	31,088,520.00	15,544,260.00	-	-	-	-	0.00%	15,544,260.00	31,088,520.00
025305600100	OSUN STATE CAPITAL TERRITORY DEVELOPMENT AUTHORITY	12,690,990.00	6,345,495.00	-	-	-	200,000.00	3.15%	6,145,495.00	12,490,990.00
025305500100	OSUN NEW TOWNS AND GROWTH AREAS DEVELOPMENT AUTHORITY	15,863,730.00	7,931,865.00	-	-	-	150,000.00	1.89%	7,781,865.00	15,713,730.00
026000100100	MINISTRY OF LANDS AND PHYSICAL PLANNING	15,863,730.00	7,931,865.00	-	-	2,673,500.00	3,945,173.96	49.74%	3,986,691.04	11,918,556.04
	SUB-TOTAL - INFRASTRUCTURE SECTOR	293,659,720.00	146,829,860.00	-	46,183,000.00	2,673,500.00	82,882,673.96	56.45%	63,947,186.04	210,777,046.04
	SOCIAL DEVELOPMENT AND WELFARE SECTOR	-	-	-	-	-	-	-	-	-
012400100100	MINISTRY OF HOME AFFAIRS	190,000,000.00	95,000,000.00	-	12,584,680.21	-	21,899,680.21	23.05%	73,100,319.79	168,100,319.79
051400100100	MINISTRY OF WOMEN & CHILDREN AFFAIRS	152,310,000.00	76,155,000.00	-	1,000,000.00	-	14,301,600.00	18.78%	61,853,400.00	138,008,400.00
053900100100	MINISTRY OF SOCIAL PROTECTION, SPORTS & SPECIAL NEEDS	30,000,000.00	15,000,000.00	-	-	-	3,930,000.00	26.20%	11,070,000.00	26,070,000.00
053905100100	OSUN STATE SPORTS COUNCIL	70,000,000.00	35,000,000.00	-	-	-	-	0.00%	35,000,000.00	70,000,000.00
	SUB-TOTAL - SOCIAL DEVELOPMENT AND WELFARE SECTOR	442,310,000.00	221,155,000.00	-	13,584,680.21	-	40,131,280.21	18.15%	181,023,719.79	402,178,719.79
	SECURITY LAW AND JUSTICE SECTOR	-	-	-	-	-	-	-	-	-
031801100100	JUDICIAL SERVICE COMMISSION	63,454,920.00	31,727,460.00	2,000,000.00	2,000,000.00	1,000,000.00	9,000,000.00	28.37%	22,727,460.00	54,454,920.00
032600100100	MINISTRY OF JUSTICE	105,758,200.00	52,879,100.00	-	2,000,000.00	2,000,000.00	6,000,000.00	11.35%	46,879,100.00	99,758,200.00
032605100100	THE JUDICIARY (HIGH COURT OF JUSTICE)	317,274,630.00	158,637,315.00	25,000,000.00	25,000,000.00	-	115,000,000.00	72.49%	43,637,315.00	202,274,630.00
032605200100	CUSTOMARY COURT OF APPEAL	157,805,530.00	78,902,765.00	9,700,000.00	9,700,000.00	-	38,800,000.00	49.17%	40,102,765.00	119,005,530.00
	SUB-TOTAL - SECURITY LAW AND JUSTICE SECTOR	644,293,280.00	322,146,640.00	36,700,000.00	38,700,000.00	3,000,000.00	168,800,000.00	52.40%	153,346,640.00	475,493,280.00
	INFORMATION AND COMMUNICATION SECTOR	-	-	-	-	-	-	-	-	-
012300100100	MINISTRY OF INFORMATION & CIVIC ORIENTATION	6,345,490.00	3,172,745.00	-	-	-	1,570,000.00	49.48%	1,602,745.00	4,775,490.00
012300300100	OSUN STATE BROADCASTING CORPORATION	112,019,790.00	56,009,895.00	2,664,636.25	11,084,749.56	6,453,013.12	20,202,398.93	36.07%	35,807,496.07	91,817,391.07
	SUB-TOTAL - INFORMATION AND COMMUNICATION SECTOR	118,365,280.00	59,182,640.00	2,664,636.25	11,084,749.56	6,453,013.12	21,772,398.93	36.79%	37,410,241.07	96,592,881.07
	WATER AND SANITATION SECTOR	-	-	-	-	-	-	-	-	-
025200100100	OFFICE OF WATER RESOURCES, RURAL AND COMMUNITY AFFAIRS	5,000,000.00	2,500,000.00	-	-	-	1,172,000.00	46.88%	1,328,000.00	3,828,000.00
025210200100	OSUN STATE WATER CORPORATION	60,000,000.00	30,000,000.00	2,498,442.00	7,082,536.23	-	24,580,978.23	81.94%	5,419,021.77	35,419,021.77
025210300100	RURAL WATER & ENVIRONMENTAL SANITATION AGENCY	2,000,000.00	1,000,000.00	-	-	-	150,000.00	15.00%	850,000.00	1,850,000.00
	SUB-TOTAL - WATER AND SANITATION SECTOR	67,000,000.00	33,500,000.00	2,498,442.00	7,082,536.23	-	25,902,978.23	77.32%	7,597,021.77	41,097,021.77
	FINANCE & REVENUE MOBILIZATION SECTOR	-	-	-	-	-	-	-	-	-
022000100100	MINISTRY OF FINANCE	5,315,708,250.00	2,657,854,125.00	292,237,821.85	211,012,297.53	615,970,025.29	1,918,732,982.36	72.19%	739,121,142.64	3,396,975,267.64
022000200100	DEBT MANAGEMENT OFFICE	-	-	-	-	-	-	-	-	-
022000700100	OFFICE OF THE ACCOUNTANT - GENERAL	70,000,000.00	35,000,000.00	6,365,658.98	-	1,200,000.00	14,196,808.98	40.56%	20,803,191.02	55,803,191.02
022000800100	OSUN STATE INTERNAL REVENUE SERVICE	190,364,770.00	95,182,385.00	13,600,704.72	8,168,412.93	14,370,664.12	83,003,954.42	87.21%	12,178,430.58	107,360,815.58
	SUB-TOTAL - FINANCE & REVENUE MOBILIZATION SECTOR	5,576,073,020.00	2,788,036,510.00	312,204,185.55	219,180,710.46	631,540,689.41	2,015,933,745.76	72.31%	772,102,764.24	3,560,139,274.24
	TOTAL RECURRENT EXPENDITURE	20,004,514,850.00	10,002,257,425.00	617,348,931.20	774,688,095.82	1,307,168,049.49	5,143,031,839.40	51.42%	1,544,205,528.48	7,120,278,548.48

[Signature]
 16/7/2020
Honourable Commissioner
MINISTRY OF ECONOMIC
PLANNING AND BUDGET
STATE OF OSUN

[Signature]
Permanent Secretary
MINISTRY OF ECONOMIC PLANNING,
BUDGET & DEVELOPMENT
State of Osun, Osogbo
 16/7/2020



MINISTRY OF ECONOMIC PLANNING AND BUDGET
OTHER RECURRENT EXPENDITURE PERFORMANCE BY MDAs FOR THE SECOND QUARTER, 2020
OTHER RECURRENT EXPENDITURE

<u>DOMESTIC AIDS AND GRANTS</u>										
ADMINISTRATIVE CODE	MDAS	2020 APPROVED ESTIMATES	PRO-RATA ESTIMATES	APRIL	MAY	JUNE	TOTAL ACTUAL RECURRENT: JANUARY TO JUNE, 2020	PERCENT AGE OF PERFORMANCE	VARIANCE	BALANCE
		A	B				C	D	F = B - C	G = A - C
014700200100	LOCAL GOVERNMENTS SERVICE COMMISSION	-	-	-	-	-	57,040,814.68		(57,040,814.68)	(57,040,814.68)
051702200100	OSUN STATE UNIVERSITY, OSOGBO	-	-	-	6,888,260.00	437,910.00	20,633,026.00		(20,633,026.00)	(20,633,026.00)
	TOTAL EXPENDITURE ON DOMESTIC AIDS AND GRANTS	-	-	-	6,888,260.00	437,910.00	77,673,840.68		(77,673,840.68)	(77,673,840.68)

DEBT REPAYMENT									
ITEMS	2020 APPROVED ESTIMATES	PRO-RATA ESTIMATES	APRIL	MAY	JUNE	TOTAL ACTUAL RECURRENT: JANUARY TO JUNE, 2020	PERCENT AGE OF PERFORMANCE	VARIANCE	BALANCE
	A	B				C	D	F = B - C	G = A - C
INTERNAL DEBT INTEREST REPAYMENT	1,200,000,000.00	600,000,000.00	103,552,764.69	103,317,218.73	103,079,906.18	621,973,990.22	103.66%	(21,973,990.22)	578,026,009.78
TOTAL DEBT REPAYMENT	1,200,000,000.00	600,000,000.00	103,552,764.69	103,317,218.73	103,079,906.18	621,973,990.22	103.66%	(21,973,990.22)	578,026,009.78

SUMMARY									
ITEMS	2020 APPROVED ESTIMATES	PRO-RATA ESTIMATES	APRIL	MAY	JUNE	TOTAL ACTUAL RECURRENT: JANUARY TO JUNE, 2020	PERCENT AGE OF PERFORMANCE	VARIANCE	BALANCE
	A	B				C	D	F = B - C	G = A - C
TOTAL RECURRENT EXPENDITURE	20,004,514,850.00	10,002,257,425.00	617,348,931.20	774,688,095.82	1,307,168,049.49	5,143,031,839.40	51.42%	4,859,225,585.60	14,861,483,010.60
TOTAL OTHER RECURRENT EXPENDITURE FROM RETAINABLE INTER	-	-	-	-	-	436,682,372.04		(436,682,372.04)	(436,682,372.04)
TOTAL EXPENDITURE ON DOMESTIC AIDS AND GRANTS	-	-	-	6,888,260.00	437,910.00	77,673,840.68		(77,673,840.68)	(77,673,840.68)
TOTAL DEBT REPAYMENT	1,200,000,000.00	600,000,000.00	103,552,764.69	103,317,218.73	103,079,906.18	621,973,990.22	103.66%	(21,973,990.22)	578,026,009.78
TOTAL OUTFLOW	21,204,514,850.00	10,602,257,425.00	720,901,695.89	884,893,574.55	1,410,685,865.67	6,279,362,042.34	59.23%	4,322,895,382.66	14,925,152,807.66

[Signature] 16/7/2020
Honourable Commissioner
MINISTRY OF ECONOMIC
PLANNING AND BUDGET
STATE OF OSUN

[Signature]
Permanent Secretary
MINISTRY OF ECONOMIC PLANNING,
BUDGET & DEVELOPMENT
State of Osun, Osegbu
Date 16/07/2020



STATE GOVERNMENT OF OSUN
MINISTRY OF ECONOMIC PLANNING AND BUDGET
CAPITAL PERFORMANCE BY MDAs FOR THE SECOND QUARTER, 2020
CAPITAL EXPENDITURE

ADMINISTRATIVE CODE	MDAS	2020 APPROVED ESTIMATES	PRO-RATA ESTIMATES	APRIL	MAY	JUNE	TOTAL ACTUAL CAPITAL: JANUARY TO JUNE, 2020	PERCENT AGE OF PERFORMANCE	VARIANCE	BALANCE
		A	B				C	D	F = B - C	G = A - C
	GOVERNANCE AND ADMINISTRATION SECTOR									
011100100100	OFFICE OF THE GOVERNOR	3,516,420,000.00	1,758,210,000.00			128,642,040.51	884,504,313.07	50.31%	873,705,686.93	2,631,915,686.93
011101000100	PUBLIC PROCUREMENT AGENCY	13,600,000.00	6,800,000.00	-	-	-	-	0.00%	6,800,000.00	13,600,000.00
011103500100	BUREAU OF PUBLIC SERVICE PENSION	19,000,000.00	9,500,000.00	-	-	-	-	0.00%	9,500,000.00	19,000,000.00
011200300100	OSUN STATE HOUSE OF ASSEMBLY	559,482,590.00	279,741,295.00	-	-	-	-	0.00%	279,741,295.00	559,482,590.00
011200400100	OSUN STATE HOUSE OF ASSEMBLY SERVICE COMMISSION	5,000,000.00	2,500,000.00	-	-	-	-	0.00%	2,500,000.00	5,000,000.00
012500500100	MINISTRY OF HUMAN RESOURCES & CAPACITY BUILDING	7,354,570.00	3,677,285.00	-	-	-	-	0.00%	3,677,285.00	7,354,570.00
014000100100	OFFICE OF THE AUDITOR GENERAL (STATE)	7,354,570.00	3,677,285.00	-	-	-	-	0.00%	3,677,285.00	7,354,570.00
014000200100	OFFICE OF THE AUDITOR GENERAL (LOCAL GOVERNMENTS)	320,300,000.00	160,150,000.00	-	-	-	-	0.00%	160,150,000.00	320,300,000.00
014700200100	LOCAL GOVERNMENTS SERVICE COMMISSION	5,000,000.00	2,500,000.00	-	-	-	-	0.00%	2,500,000.00	5,000,000.00
022800100100	MINISTRY OF INNOVATION, SCIENCE AND TECHNOLOGY	54,000,000.00	27,000,000.00	-	-	-	13,360,250.00	49.48%	13,639,750.00	40,639,750.00
055100100100	MINISTRY OF LOCAL GOVERNMENTS AND CHIEFTAINCY AFFAIRS	5,000,000.00	2,500,000.00	-	-	-	-	0.00%	2,500,000.00	5,000,000.00
	SUB-TOTAL - GOVERNANCE AND ADMINISTRATION SECTOR	4,512,511,730.00	2,256,255,865.00	-	-	128,642,040.51	897,864,563.07	39.79%	1,358,391,301.93	3,614,647,166.93
	AGRICULTURE SECTOR									
021500100100	MINISTRY OF AGRICULTURE, FOOD SECURITY	1,782,863,650.00	891,431,825.00	-	-	-	-	0.00%	891,431,825.00	1,782,863,650.00
021501400100	OSUN PRODUCE BOARD	78,201,000.00	39,100,500.00	-	-	-	-	0.00%	39,100,500.00	78,201,000.00
021510200100	OSUN STATE AGRICULTURAL DEVELOPMENT PROGRAMME	205,652,110.00	102,826,055.00	-	-	-	-	0.00%	102,826,055.00	205,652,110.00
021510300100	OSUN STATE AGRICULTURAL DEVELOPMENT CORPORATION	297,000,000.00	148,500,000.00	-	-	-	-	0.00%	148,500,000.00	297,000,000.00
	SUB-TOTAL - AGRICULTURE SECTOR	2,363,716,760.00	1,181,858,380.00	-	-	-	-	0.00%	1,181,858,380.00	2,363,716,760.00
	PLANNING AND BUDGET SECTOR									
022000300100	MINISTRY OF ECONOMIC PLANNING & BUDGET	205,574,500.00	102,787,250.00	145,000.00	72,000.00	-	5,160,130.00	5.02%	97,627,120.00	200,414,370.00
023800400100	STATE BUREAU OF STATISTICS	140,290,100.00	70,145,050.00	-	-	-	-	0.00%	70,145,050.00	140,290,100.00
	SUB-TOTAL - PLANNING AND BUDGET SECTOR	345,864,600.00	172,932,300.00	145,000.00	72,000.00	-	5,160,130.00	2.98%	167,772,170.00	340,704,470.00
	COMMERCE AND INDUSTRY SECTOR									
022200100100	MINISTRY OF INDUSTRY, COMMERCE & COOPERATIVES	270,000,000.00	135,000,000.00	-	-	-	4,960,000.00	3.67%	130,040,000.00	265,040,000.00
022205100100	OSUN MICRO CREDIT AGENCY	160,050,000.00	80,025,000.00	-	-	-	-	0.00%	80,025,000.00	160,050,000.00
051300100100	MINISTRY OF EMPOWERMENT AND YOUTH ENGAGEMENT	25,170,750.00	12,585,375.00	-	-	-	-	0.00%	12,585,375.00	25,170,750.00
	SUB-TOTAL - COMMERCE AND INDUSTRY SECTOR	455,220,750.00	227,610,375.00	-	-	-	4,960,000.00	3.67%	222,650,375.00	450,260,750.00

16/7/2020
 Honourable Commissioner
 MINISTRY OF ECONOMIC
 PLANNING AND BUDGET
 STATE OF OSUN

Permanent Secretary
 MINISTRY OF ECONOMIC PLANNING,
 BUDGET & DEVELOPMENT
 State of Osun, Osoyo
 Date: 16/7/2020



MINISTRY OF ECONOMIC PLANNING AND BUDGET
CAPITAL PERFORMANCE BY MDAs FOR THE SECOND QUARTER, 2020
CAPITAL EXPENDITURE

	EDUCATION SECTOR									
051700100100	MINISTRY OF EDUCATION	510,910,520.00	255,455,260.00				13,716,270.21	5.37%	241,738,989.79	497,194,249.79
051700300100	STATE UNIVERSAL BASIC EDUCATION BOARD	2,451,604,950.00	1,225,802,475.00				-	0.00%	1,225,802,475.00	2,451,604,950.00
051700800100	OSUN STATE LIBRARY BOARD	12,128,730.00	6,064,365.00	-	-	-	-	0.00%	6,064,365.00	12,128,730.00
051701000100	OSUN STATE MASS EDUCATION AGENCY	1,250,000.00	625,000.00	-	-	-	-	0.00%	625,000.00	1,250,000.00
051701800100	OSUN STATE COLLEGE OF TECHNOLOGY, ESA-OKE	250,434,660.00	125,217,330.00	510,000.00	-	41,217,411.18	41,727,411.18	33.32%	83,489,918.82	208,707,248.82
051701900100	OSUN STATE POLYTECHNIC, IREE	830,489,800.00	415,244,900.00	-	-	-	-	0.00%	415,244,900.00	830,489,800.00
051702000100	OSUN STATE COLLEGE OF EDUCATION, ILESA	489,804,100.00	244,902,050.00	159,172,198.60	18,998,867.25	-	178,171,065.85	72.75%	66,730,984.15	311,633,034.15
051702100100	OSUN STATE COLLEGE OF EDUCATION, ILE-ORANGUN	209,207,000.00	104,603,500.00	-	-	-	-	0.00%	104,603,500.00	209,207,000.00
051702200100	OSUN STATE UNIVERSITY, OSOGBO	741,960,780.00	370,980,390.00	-	112,551,625.00	5,575,800.00	118,127,425.00	31.84%	252,852,965.00	623,833,355.00
051702300100	LADOKE AKINTOLA UNIVERSITY OF TECHNOLOGY, OGBOMOSO	-	-	-	-	-	-	-	-	-
051702600100	OSUN CENTRAL EDUCATIONAL DISTRICT ILE ORANGUN (DISTRICT OFFICE)	6,645,000.00	3,322,500.00	-	-	-	-	0.00%	3,322,500.00	6,645,000.00
051702700100	OSUN EAST EDUCATIONAL DISTRICT OFFICE, ILE - IFE (DISTRICT OFFICE)	7,000,000.00	3,500,000.00	-	-	-	-	0.00%	3,500,000.00	7,000,000.00
051702800100	OSUN WEST EDUCATIONAL DISTRICT OFFICE, IKIRE (DISTRICT OFFICE)	4,490,000.00	2,245,000.00	-	-	-	-	0.00%	2,245,000.00	4,490,000.00
051705100100	TEACHERS' ESTABLISHMENT AND PENSIONS OFFICE, OSOGBO	800,000.00	400,000.00	-	-	-	-	0.00%	400,000.00	800,000.00
051705300100	BOARD FOR TECHNICAL AND VOCATIONAL EDUCATION	1,001,000,000.00	500,500,000.00	-	-	-	100,000,000.00	19.98%	400,500,000.00	901,000,000.00
	SUB-TOTAL - EDUCATION SECTOR	6,517,725,540.00	3,258,862,770.00	159,682,198.60	131,550,492.25	46,793,211.18	451,742,172.24	13.86%	2,807,120,597.76	6,065,983,367.76
	ENVIRONMENT SECTOR									
022205600100	OSUN SIGNAGE, HOARDING AND ADVERTISEMENT AGENCY	-	-	-	-	-	-	-	-	-
053500100100	MINISTRY OF ENVIRONMENT & SANITATION	627,147,140.00	313,573,570.00	-	-	-	30,000,000.00	9.57%	283,573,570.00	597,147,140.00
053505300100	OSUN STATE WASTE MANAGEMENT AGENCY	10,000,000.00	5,000,000.00	-	-	-	-	0.00%	5,000,000.00	10,000,000.00
023305100100	OFFICE OF FORESTRY, NATURAL & MINERAL RESOURCES	99,200,050.00	49,600,025.00	-	-	-	-	0.00%	49,600,025.00	99,200,050.00
	SUB-TOTAL - ENVIRONMENT SECTOR	736,347,190.00	368,173,595.00	-	-	-	30,000,000.00	8.15%	338,173,595.00	706,347,190.00
	HEALTH SECTOR									
052100100100	MINISTRY OF HEALTH	200,033,980.00	100,016,990.00	-	-	-	-	0.00%	100,016,990.00	200,033,980.00
052100200100	OSUN STATE HEALTH INSURANCE SCHEME	2,540,757,010.00	1,270,378,505.00	-	-	37,804,499.86	37,804,499.86	2.98%	1,232,574,005.14	2,502,952,510.14
052102600100	LAUTECH TEACHING HOSPITAL, OSOGBO	137,000,000.00	68,500,000.00	5,097,710.00	7,763,565.00	5,417,380.00	18,278,655.00	26.68%	50,221,345.00	118,721,345.00
052110200100	OSUN STATE HOSPITALS MANAGEMENT BOARD	73,000,000.00	36,500,000.00	-	-	-	-	0.00%	36,500,000.00	73,000,000.00
052111600100	PRIMARY HEALTH CARE DEVELOPMENT BOARD	1,360,665,460.00	680,332,730.00	-	-	-	-	0.00%	680,332,730.00	1,360,665,460.00
	SUB-TOTAL - HEALTH SECTOR	4,311,456,450.00	2,155,728,225.00	5,097,710.00	7,763,565.00	43,221,879.86	56,083,154.86	2.60%	767,054,075.00	1,552,386,805.00

16/7/2020
 Honourable Commissioner
 MINISTRY OF ECONOMIC
 PLANNING AND BUDGET
 STATE OF OSUN

Permanent Secretary
 MINISTRY OF ECONOMIC PLANNING,
 BUDGET & DEVELOPMENT
 State of Osun, Osogbo
 16/7/2020



MINISTRY OF ECONOMIC PLANNING AND BUDGET
CAPITAL PERFORMANCE BY MDAs FOR THE SECOND QUARTER, 2020

CAPITAL EXPENDITURE

	INFRASTRUCTURE SECTOR											
022905300100	OFFICE OF THE TRANSPORTATION	108,149,070.00	54,074,535.00	-	-	28,983,000.00	28,983,000.00	53.60%	25,091,535.00	79,166,070.00		
023400100100	MINISTRY OF WORKS & TRANSPORT	8,353,098,510.00	4,176,549,255.00	-	-	9,891,279.05	336,754,264.80	8.06%	3,839,794,990.20	8,016,344,245.20		
023400200100	OFFICE OF THE SURVEYOR - GENERAL	64,737,860.00	32,368,930.00	-	-	-	-	0.00%	32,368,930.00	64,737,860.00		
023400400100	OSUN ROAD MAINTENANCE AGENCY	200,000,000.00	100,000,000.00	-	-	-	20,000,000.00	20.00%	80,000,000.00	180,000,000.00		
023405500100	OSUN ASSETS MANAGEMENT AGENCY	143,980,950.00	71,990,475.00	-	-	-	-	0.00%	71,990,475.00	143,980,950.00		
025305300100	OSUN STATE PROPERTY DEVELOPMENT CORPORATION	35,000,000.00	17,500,000.00	-	-	-	-	0.00%	17,500,000.00	35,000,000.00		
025305600100	OSUN STATE CAPITAL TERRITORY DEVELOPMENT AUTHORITY	15,000,000.00	7,500,000.00	-	-	-	-	0.00%	7,500,000.00	15,000,000.00		
026000100100	MINISTRY OF LANDS AND PHYSICAL PLANNING	298,875,250.00	149,437,625.00	-	-	-	-	0.00%	149,437,625.00	298,875,250.00		
	SUB-TOTAL - INFRASTRUCTURE SECTOR	9,318,841,640.00	4,659,420,820.00	-	-	38,874,279.05	385,737,264.80	8.28%	4,273,683,555.20	8,933,104,375.20		
	SOCIAL DEVELOPMENT AND WELFARE SECTOR											
012400100100	MINISTRY OF HOME AFFAIRS	79,230,000.00	39,615,000.00	-	-	-	-	0.00%	39,615,000.00	79,230,000.00		
051400100100	MINISTRY OF WOMEN & CHILDREN AFFAIRS	19,662,940.00	9,831,470.00	-	-	-	-	0.00%	9,831,470.00	19,662,940.00		
053900100100	MINISTRY OF SOCIAL PROTECTION, SPORTS & SPECIAL NEEDS	26,225,000.00	13,112,500.00	-	-	-	-	0.00%	13,112,500.00	26,225,000.00		
053905100100	OSUN STATE SPORTS COUNCIL	4,812,430.00	2,406,215.00	-	-	-	-	0.00%	2,406,215.00	4,812,430.00		
	SUB-TOTAL - SOCIAL DEVELOPMENT AND WELFARE SECTOR	129,930,370.00	64,965,185.00	-	-	-	-	0.00%	64,965,185.00	129,930,370.00		
	SECURITY LAW AND JUSTICE SECTOR											
031801100100	JUDICIAL SERVICE COMMISSION	250,211,030.00	125,105,515.00	-	-	-	-	0.00%	125,105,515.00	250,211,030.00		
032600100100	MINISTRY OF JUSTICE	423,349,710.00	211,674,855.00	-	-	-	-	0.00%	211,674,855.00	423,349,710.00		
032605100100	THE JUDICIARY (HIGH COURT OF JUSTICE)	437,845,070.00	218,922,535.00	-	-	-	-	0.00%	218,922,535.00	437,845,070.00		
032605200100	CUSTOMARY COURT OF APPEAL	314,378,720.00	157,189,360.00	-	-	-	-	0.00%	157,189,360.00	314,378,720.00		
	SUB-TOTAL - SECURITY LAW AND JUSTICE SECTOR	1,425,784,530.00	712,892,265.00	-	-	-	-	0.00%	712,892,265.00	1,425,784,530.00		
	INFORMATION AND COMMUNICATION SECTOR											
012300100100	MINISTRY OF INFORMATION & CIVIC ORIENTATION	10,100,000.00	5,050,000.00	-	-	-	-	0.00%	5,050,000.00	10,100,000.00		
012300300100	OSUN STATE BROADCASTING CORPORATION	195,280,210.00	97,640,105.00	-	-	-	-	0.00%	97,640,105.00	195,280,210.00		
	SUB-TOTAL - INFORMATION AND COMMUNICATION SECTOR	205,380,210.00	102,690,105.00	-	-	-	-	0.00%	102,690,105.00	205,380,210.00		
	WATER AND SANITATION SECTOR											
025200100100	MINISTRY OF WATER RESOURCES AND ENERGY	3,632,616,520.00	1,816,308,260.00	-	-	-	-	0.00%	1,816,308,260.00	3,632,616,520.00		
025210200100	OSUN STATE WATER CORPORATION	3,492,315,930.00	1,746,157,965.00	3,335,000.00	21,915,750.00	-	25,250,750.00	1.45%	1,720,907,215.00	3,467,065,180.00		
025210300100	RURAL WATER & ENVIRONMENTAL SANITATION AGENCY	456,308,900.00	228,154,450.00	-	50,000,000.00	-	50,000,000.00	21.91%	178,154,450.00	406,308,900.00		
	SUB-TOTAL - WATER AND SANITATION SECTOR	7,581,241,350.00	3,790,620,675.00	3,335,000.00	71,915,750.00	-	75,250,750.00	1.99%	3,715,369,925.00	7,505,990,600.00		
	FINANCE & REVENUE MOBILIZATION SECTOR											
022000100100	MINISTRY OF FINANCE	1,553,000,000.00	776,500,000.00	100,000,000.00	-	80,502,040.51	254,008,917.21	32.71%	522,491,082.79	1,298,991,082.79		
022000700100	OFFICE OF THE ACCOUNTANT - GENERAL	604,000,000.00	302,000,000.00	-	-	-	3,857,300.00	1.28%	298,142,700.00	600,142,700.00		
022000800100	OSUN STATE INTERNAL REVENUE SERVICE	63,638,300.00	31,819,150.00	-	-	-	15,900,000.00	49.97%	15,919,150.00	47,738,300.00		
	SUB-TOTAL - FINANCE & REVENUE MOBILIZATION SECTOR	2,220,638,300.00	1,110,319,150.00	100,000,000.00	-	80,502,040.51	273,766,217.21	24.66%	836,552,932.79	1,946,872,082.79		
	TOTAL STATE FUNDED EXPENDITURE	40,124,659,420.00	20,062,329,710.00	268,259,908.60	211,301,807.25	338,033,451.11	2,180,564,252.18	10.87%	16,549,174,462.68	35,241,108,677.68		

16/7/2020
Honourable Commissioner
MINISTRY OF ECONOMIC
PLANNING AND BUDGET
STATE OF OSUN

Permanent Secretary
MINISTRY OF ECONOMIC PLANNING,
BUDGET & DEVELOPMENT
State of Osun, Osogbo
 Date: 16/07/2020



MINISTRY OF ECONOMIC PLANNING AND BUDGET
CAPITAL PERFORMANCE BY MDAS FOR THE SECOND QUARTER, 2020
CAPITAL EXPENDITURE

CAPITAL EXPENDITURE FROM DOMESTIC AIDS AND GRANTS

ADMINISTRATIVE CODE	MDAS	2020 APPROVED ESTIMATES	PRO-RATA ESTIMATES	APRIL	MAY	JUNE	TOTAL ACTUAL CAPITAL: JANUARY TO JUNE, 2020	PERCENT AGE OF PERFORMANCE	VARIANCE	BALANCE
		A	B				C	D	F = B - C	G = A - C
051700300100	STATE UNIVERSAL BASIC EDUCATION BOARD	-	-	36,148,245.71	167,699,199.52	-	203,847,445.23		(203,847,445.23)	(203,847,445.23)
051702000100	OSUN STATE COLLEGE OF EDUCATION, ILESIA	-	-	159,000.00	-	-	509,914,880.00		(509,914,880.00)	(509,914,880.00)
051702200100	OSUN STATE UNIVERSITY, OSOGBO	-	-	1,474,538.59	21,834,171.47	81,620,546.67	148,333,192.87		(148,333,192.87)	(148,333,192.87)
025210200100	OSUN STATE WATER CORPORATION	-	-	-	-	-	17,000,000.00		(17,000,000.00)	(17,000,000.00)
	TOTAL EXPENDITURE ON CAPITAL EXPENDITURE FROM DOMESTIC AIDS AND GRANTS	-	-	37,781,784.30	189,533,370.99	81,620,546.67	879,095,518.10		(879,095,518.10)	(879,095,518.10)

CAPITAL EXPENDITURE FROM FOREIGN AIDS AND GRANTS

ADMINISTRATIVE CODE	MDAS	2020 APPROVED ESTIMATES	PRO-RATA ESTIMATES	APRIL	MAY	JUNE	TOTAL ACTUAL CAPITAL: JANUARY TO JUNE, 2020	PERCENT AGE OF PERFORMANCE	VARIANCE	BALANCE
		A	B				C	D	F = B - C	G = A - C
052111600100	PRIMARY HEALTH CARE DEVELOPMENT BOARD	-	-	9,072,000.00	1,944,000.00	-	11,016,000.00		(11,016,000.00)	(11,016,000.00)
	TOTAL EXPENDITURE ON CAPITAL EXPENDITURE FROM FOREIGN AIDS AND GRANTS	-	-	9,072,000.00	1,944,000.00	-	11,016,000.00		(11,016,000.00)	(11,016,000.00)

CAPITAL EXPENDITURE FROM BORROWINGS

ADMINISTRATIVE CODE	MDAS	2020 APPROVED ESTIMATES	PRO-RATA ESTIMATES	APRIL	MAY	JUNE	TOTAL ACTUAL CAPITAL: JANUARY TO JUNE, 2020	PERCENT AGE OF PERFORMANCE	VARIANCE	BALANCE
		A	B				C	D	F = B - C	G = A - C
025210200100	OSUN STATE WATER CORPORATION	-	-	-	-	-	319,722,611.74		(319,722,611.74)	(319,722,611.74)
	TOTAL EXPENDITURE ON CAPITAL EXPENDITURE FROM BORROWINGS	-	-	-	-	-	319,722,611.74		(319,722,611.74)	(319,722,611.74)


16/7/2020
 Honourable Commissioner
 MINISTRY OF ECONOMIC
 PLANNING AND BUDGET
 STATE OF OSUN


Permanent Secretary
 MINISTRY OF ECONOMIC PLANNING,
 BUDGET & DEVELOPMENT
 State of Osun, Osogbo
 Date 16/7/2020



**MINISTRY OF ECONOMIC PLANNING AND BUDGET
CAPITAL PERFORMANCE BY MDAs FOR THE SECOND QUARTER, 2020
CAPITAL EXPENDITURE**

DEBT REPAYMENT									
ITEMS	2020 APPROVED ESTIMATES	PRO-RATA ESTIMATES	APRIL	MAY	JUNE	TOTAL ACTUAL CAPITAL: JANUARY TO JUNE, 2020	PERCENT AGE OF PERFORMANCE	VARIANCE	BALANCE
	A	B				C	D	F = B - C	G = A - C
INTERNAL DEBT PRINCIPAL REPAYMENT	21,756,035,540.00	10,878,017,770.00	1,301,133,514.43	1,301,133,514.43	1,301,133,514.43	9,771,408,781.55	89.83%	1,106,608,988.45	11,984,626,758.45
TOTAL DEBT REPAYMENT	21,756,035,540.00	10,878,017,770.00	1,301,133,514.43	1,301,133,514.43	1,301,133,514.43	9,771,408,781.55	89.83%	1,106,608,988.45	11,984,626,758.45
SUMMARY									
ITEMS	2020 APPROVED ESTIMATES	PRO-RATA ESTIMATES	APRIL	MAY	JUNE	TOTAL ACTUAL CAPITAL: JANUARY TO JUNE, 2020	PERCENT AGE OF PERFORMANCE	VARIANCE	BALANCE
	A	B				C	D	F = B - C	G = A - C
TOTAL STATE FUNDED EXPENDITURE	40,124,659,420.00	20,062,329,710.00	268,259,908.60	211,301,807.25	338,033,451.11	2,180,564,252.18	10.87%	17,881,765,457.82	37,944,095,167.82
TOTAL EXPENDITURE ON CAPITAL EXPENDITURE FUNDED FROM RE	-	-	-	-	-	122,713,442.84		(122,713,442.84)	(122,713,442.84)
TOTAL EXPENDITURE ON CAPITAL EXPENDITURE FROM DOMESTIC	-	-	37,781,784.30	189,533,370.99	81,620,546.67	879,095,518.10		(879,095,518.10)	(879,095,518.10)
TOTAL EXPENDITURE ON CAPITAL EXPENDITURE FROM FOREIGN A	-	-	9,072,000.00	1,944,000.00	-	11,016,000.00		(11,016,000.00)	(11,016,000.00)
TOTAL EXPENDITURE ON CAPITAL EXPENDITURE FROM BORROWIN	-	-	-	-	-	319,722,611.74		(319,722,611.74)	(319,722,611.74)
TOTAL DEBT REPAYMENT	21,756,035,540.00	10,878,017,770.00	1,301,133,514.43	1,301,133,514.43	1,301,133,514.43	9,771,408,781.55	89.83%	1,106,608,988.45	11,984,626,758.45
TOTAL OUTFLOW	61,880,694,960.00	30,940,347,480.00	1,616,247,207.33	1,703,912,692.67	1,720,787,512.21	13,284,520,606.41	42.94%	17,655,826,873.59	48,596,174,353.59


 16/7/2020
 Honourable Commissioner
 MINISTRY OF ECONOMIC
 PLANNING AND BUDGET
 STATE OF OSUN


 Permanent Secretary
 MINISTRY OF ECONOMIC PLANNING,
 BUDGET & DEVELOPMENT
 State of Osun, Osogbo
 Date 16/7/2020