




# STATE GOVERNMENT OF OSUN

## MINISTRY OF ECONOMIC PLANNING AND BUDGET

### SUMMARY OF BUDGET PERFORMANCE REPORT FOR 4TH QUARTER, 2019

	DESCRIPTION	APPROVED ESTIMATES 2019	PRO-RATA ESTIMATES FOR FOURTH QUARTER	ACTUAL OCTOBER TO DECEMBER (FOURTH QUARTER)	PERCENTAGE ON TOTAL	% PERFORMANCE ON 4TH QUARTER PRO RATA
		₦	₦	₦	%	%
	<b>REVENUE</b>					
<b>1</b>	<b>REVENUE FROM FAAC:</b>					
110101	STATUTORY ALLOCATION	38,500,000,000.00	9,625,000,000.00	9,592,572,361.87	38.63%	99.66%
110102	VALUE ADDED TAX	11,400,000,000.00	2,850,000,000.00	3,015,177,856.38	12.14%	105.80%
110103	EXCESS CRUDE OIL	75,000,000.00	18,750,000.00	-	0.00%	0.00%
110104	OTHER REVENUE FROM FAAC	1,100,000,000.00	275,000,000.00	364,904,071.19	1.47%	132.69%
	<b>INDEPENDENT REVENUE:</b>		-			
	DISBURSEABLE INTERNALLY GENERATED REVENUE	46,283,303,195.00	11,570,825,798.75	2,629,323,946.26	10.59%	22.72%
	RETAINABLE IGR (CORPORATIONS, PARASTATALS AND INSTITUTIONS)	6,300,797,190.00	1,575,199,297.50	910,822,652.88	3.67%	57.82%
	<b>CAPITAL RECEIPTS:</b>		-			
	DOMESTIC AIDS AND GRANTS	23,480,638,705.00	5,870,159,676.25	413,893,406.19	1.67%	7.05%
	BORROWINGS	27,266,802,310.00	6,816,700,577.50	1,497,247,650.84	6.03%	21.96%
	OPENING BALANCE	-	-			
	OTHER CAPITAL RECEIPT	-	-	6,410,931,443.72		
	<b>TOTAL REVENUE</b>	<b>154,406,541,400.00</b>	<b>38,601,635,350.00</b>	<b>24,834,873,389.33</b>	<b>100.00%</b>	<b>64.34%</b>
	<b>EXPENDITURE</b>					
	PERSONNEL COST	44,932,789,440.00	11,233,197,360.00	10,933,110,675.35	48.02%	97.33%
	OTHER RECURRENT EXPENDITURE	16,387,537,910.00	4,096,884,477.50	3,127,593,778.26	13.74%	76.34%
	CAPITAL EXPENDITURE	93,086,214,050.00	23,271,553,512.50	8,706,941,503.88	38.24%	37.41%
	<b>TOTAL EXPENDITURE</b>	<b>154,406,541,400.00</b>	<b>38,601,635,350.00</b>	<b>22,767,645,957.49</b>	<b>100.00%</b>	<b>58.98%</b>

  
 Permanent Secretary  
 MINISTRY OF ECONOMIC PLANNING,  
 BUDGET & DEVELOPMENT  
 State of Osun, Osogbo  
 Date 28th Jan 2020




**STATE GOVERNMENT OF OSUN**  
**DETAILS OF REVENUE BUDGET PERFORMANCE REPORT FOR FOURTH QUARTER, 2019**

Permanent Secretary  
MINISTRY OF ECONOMIC PLANNING,  
BUDGET & DEVELOPMENT  
State of Osun, Osoybo  
Date: 28th Jan 2020

**DISBURSEABLE INTERNALLY GENERATED REVENUE**

ADMINISTRATIVE CODE	MDAS	2019 APPROVED ESTIMATES	PRO-RATA ESTIMATES	OCTOBER	NOVEMBER	DECEMBER	4TH QUARTER REVENUE (OCTOBER - DECEMBER 2019)	% PERFORMANCE ON 4TH QUARTER PRO RATA
	<b>GOVERNANCE AND ADMINISTRATION SECTOR</b>							
011100100100	OFFICE OF THE GOVERNOR	208,000,000.00	52,000,000.00	1,880,000.00	341,000.00	1,270,000.00	3,491,000.00	6.71%
011101000100	PUBLIC PROCUREMENT AGENCY	8,000,000.00	2,000,000.00	715,100.00	611,200.00	40,000.00	1,366,300.00	68.32%
011101900100	MINISTRY OF SPECIAL DUTIES	100,000,000.00	25,000,000.00	-	-	-	-	0.00%
011103500100	BUREAU OF PUBLIC SERVICE PENSION	10,000,000.00	2,500,000.00	715,100.00	611,200.00	426,000.00	1,752,300.00	70.09%
011200300100	OSUN STATE HOUSE OF ASSEMBLY	2,200,000.00	550,000.00	7,500.00	7,500.00	-	15,000.00	2.73%
011200400100	OSUN STATE HOUSE OF ASSEMBLY SERVICE COMMISSION	250,000.00	62,500.00	-	10,000.00	-	10,000.00	16.00%
014000100100	OFFICE OF THE AUDITOR GENERAL ( STATE )	2,000,000.00	500,000.00	-	-	-	-	0.00%
014000200100	OFFICE OF THE AUDITOR GENERAL (LOCAL GOVERNMENTS)	632,275,000.00	158,068,750.00	-	-	-	-	0.00%
012500500100	MINISTRY OF HUMAN RESOURCES AND CAPACITY BUILDING	1,600,000.00	400,000.00	5,000.00	-	1,000.00	6,000.00	1.50%
014700100100	CIVIL SERVICE COMMISSION	10,000,000.00	2,500,000.00	30,000.00	30,000.00	18,000.00	78,000.00	3.12%
014700200100	LOCAL GOVERNMENTS SERVICE COMMISSION	7,936,500.00	1,984,125.00	147,000.00	339,000.00	47,000.00	533,000.00	26.86%
014800100100	OSUN STATE INDEPENDENT ELECTORAL COMMISSION	5,000,000.00	1,250,000.00	-	-	-	-	0.00%
022800100100	MINISTRY OF INNOVATION, SCIENCE AND TECHNOLOGY	20,000,000.00	5,000,000.00	30,000.00	776,971.00	150,000.00	956,971.00	19.14%
045102100100	MINISTRY OF REGIONAL INTEGRATION & SPECIAL DUTIES	1,500,000.00	375,000.00	-	-	-	-	0.00%
055100100100	MINISTRY OF LOCAL GOVERNMENTS AND CHIEFTAINSHIP	50,000,000.00	12,500,000.00	582,000.00	346,000.00	810,000.00	1,738,000.00	13.90%
	<b>SUB-TOTAL - GOVERNANCE AND ADMINISTRATION SECTOR</b>	<b>1,058,761,500.00</b>	<b>264,690,375.00</b>	<b>4,111,700.00</b>	<b>3,072,871.00</b>	<b>2,762,000.00</b>	<b>9,946,571.00</b>	<b>3.76%</b>
	<b>AGRICULTURE SECTOR</b>		-				-	
021500100100	MINISTRY OF AGRICULTURE, FOOD SECURITY	265,000,000.00	66,250,000.00	2,977,060.00	3,802,940.00	5,960,560.00	12,740,560.00	19.23%
021501400100	OSUN PRODUCE BOARD	177,000,000.00	44,250,000.00	19,839,000.00	25,282,000.00	23,522,000.00	68,643,000.00	155.13%
021510200100	OSUN STATE AGRICULTURAL DEVELOPMENT PROGRAM	-	-	-	-	-	-	
021510300100	OSUN STATE AGRICULTURAL DEVELOPMENT CORPORATION	-	-	-	-	-	-	
	<b>SUB-TOTAL - AGRICULTURE SECTOR</b>	<b>442,000,000.00</b>	<b>110,500,000.00</b>	<b>22,816,060.00</b>	<b>29,084,940.00</b>	<b>29,482,560.00</b>	<b>81,383,560.00</b>	<b>73.65%</b>
	<b>PLANNING AND BUDGET SECTOR</b>	-	-	-	-	-	-	
022000300100	MINISTRY OF ECONOMIC PLANNING & BUDGET	36,000,000.00	9,000,000.00	-	-	3,022,645.02	3,022,645.02	33.58%
023800400100	STATE BUREAU OF STATISTICS	200,000.00	50,000.00	-	-	-	-	0.00%
	<b>SUB-TOTAL - PLANNING AND BUDGET SECTOR</b>	<b>36,200,000.00</b>	<b>9,050,000.00</b>	<b>-</b>	<b>-</b>	<b>3,022,645.02</b>	<b>3,022,645.02</b>	<b>33.40%</b>
	<b>COMMERCE AND INDUSTRY SECTOR</b>	-	-	-	-	-	-	
011100800100	OFFICE OF ENTERPRISE AND WEALTH CREATION	5,000,000.00	1,250,000.00	-	-	-	-	0.00%
022200100100	MINISTRY OF INDUSTRY, COMMERCE & COOPERATIVES	700,000,000.00	175,000,000.00	4,218,153.50	5,021,201.40	4,118,700.00	13,358,054.90	7.63%
022205100100	OSUN MICRO CREDIT AGENCY	20,250,010.00	5,062,502.50	-	-	-	-	0.00%
023600100100	MINISTRY OF CULTURE & TOURISM	10,000,000.00	2,500,000.00	-	-	-	-	0.00%
023600400100	OSUN STATE COUNCIL FOR ARTS AND CULTURE	10,000,000.00	2,500,000.00	-	-	-	-	0.00%
023605200100	OSUN STATE TOURISM BOARD	109,469,000.00	27,367,250.00	20,000.00	-	2,795,000.00	2,815,000.00	10.29%
051300100100	MINISTRY OF EMPOWERMENT AND YOUTH ENGAGEMENT	9,450,000.00	2,362,500.00	-	-	-	-	0.00%
	<b>SUB-TOTAL - COMMERCE AND INDUSTRY SECTOR</b>	<b>864,169,010.00</b>	<b>216,042,252.50</b>	<b>4,238,153.50</b>	<b>5,021,201.40</b>	<b>6,913,700.00</b>	<b>16,173,054.90</b>	<b>7.49%</b>
	<b>EDUCATION SECTOR</b>		-				-	
051700100100	MINISTRY OF EDUCATION	2,029,954,000.00	507,488,500.00	10,734,178.20	8,821,240.67	16,217,792.50	35,773,211.37	7.05%
051700300100	STATE UNIVERSAL BASIC EDUCATION BOARD	1,450,000,000.00	362,500,000.00	5,893,182.70	6,343,195.75	7,319,974.87	19,556,353.32	5.39%
051700800100	OSUN STATE LIBRARY BOARD	1,000,000.00	250,000.00	8,000.00	5,000.00	5,000.00	18,000.00	7.20%

ADMINISTRATIVE CODE	MDAS	2019 APPROVED ESTIMATES	PRO-RATA ESTIMATES	OCTOBER	NOVEMBER	DECEMBER	4TH QUARTER REVENUE (OCTOBER - DECEMBER 2019)	PERFORMANCE ON 4TH QUARTER PRO RATA
051701000100	OSUN STATE MASS EDUCATION AGENCY	12,163,560.00	3,040,890.00	5,898,182.70	6,393,195.75	825,000.00	13,116,378.45	431.33%
051702700100	OSUN EAST EDUCATIONAL DISTRICT OFFICE, ILE - IFE	211,640.00	52,910.00	-	-	-	-	0.00%
051702800100	OSUN WEST EDUCATIONAL DISTRICT OFFICE, IKIRE (I)	375,000.00	93,750.00	-	-	50,000.00	50,000.00	53.33%
051705100100	TEACHERS' ESTABLISHMENT AND PENSIONS OFFICE, O	7,000,000.00	1,750,000.00	466,000.00	534,000.00	782,000.00	1,782,000.00	101.83%
051705300100	BOARD FOR TECHNICAL AND VOCATIONAL EDUCATION	20,000,000.00	5,000,000.00	277,000.00	125,000.00	-	402,000.00	8.04%
051705600100	OFFICE OF HIGHER EDUCATION, BURSARY & SCHOLAR	6,000,000.00	1,500,000.00	40,000.00	30,000.00	20,000.00	90,000.00	6.00%
051706500100	OSUN EDUCATION QUALITY ASSURANCE AND MORAL	20,000,000.00	5,000,000.00	-	-	345,000.00	345,000.00	6.90%
	<b>SUB-TOTAL - EDUCATION SECTOR</b>	<b>3,546,704,200.00</b>	<b>886,676,050.00</b>	<b>23,316,543.60</b>	<b>22,251,632.17</b>	<b>25,564,767.37</b>	<b>71,132,943.14</b>	<b>8.02%</b>
	<b>ENVIRONMENT SECTOR</b>		-				-	
022205600100	OSUN SIGNAGE, HOARDING AND ADVERTISEMENT AG	54,000,000.00	13,500,000.00	2,252,900.00	2,830,300.00	1,161,000.00	6,244,200.00	46.25%
053500100100	MINISTRY OF ENVIRONMENT & SANITATION	500,000,000.00	125,000,000.00	969,000.00	2,720,010.00	2,434,400.20	6,123,410.20	4.90%
053500200100	OSUN PARKS AND GARDENS MANAGEMENT AGENCY	500,000,000.00	125,000,000.00	75,000.00	75,000.00	107,250.00	257,250.00	0.21%
053505300100	OSUN STATE WASTE MANAGEMENT AGENCY	10,000,000.00	2,500,000.00	1,479,000.00	2,108,500.00	397,000.00	3,984,500.00	159.38%
023305100100	OFFICE OF FORESTRY, NATURAL & MINERAL RESOURC	150,000,000.00	37,500,000.00	13,560,700.00	15,498,950.00	26,712,800.00	55,772,450.00	148.73%
	<b>SUB-TOTAL - ENVIRONMENT SECTOR</b>	<b>1,214,000,000.00</b>	<b>303,500,000.00</b>	<b>18,336,600.00</b>	<b>23,232,760.00</b>	<b>30,812,450.20</b>	<b>72,381,810.20</b>	<b>23.85%</b>
	<b>HEALTH SECTOR</b>		-				-	
052100100100	MINISTRY OF HEALTH	200,055,000.00	50,013,750.00	4,591,020.00	4,037,101.10	6,783,000.00	15,411,121.10	30.81%
052100200100	OSUN STATE HEALTH INSURANCE SCHEME	1,345,475,375.00	336,368,843.75	-	-	-	-	0.00%
052110200100	OSUN STATE HOSPITALS MANAGEMENT BOARD	60,000,000.00	15,000,000.00	4,727,770.00	3,202,651.00	3,836,270.00	11,766,691.00	78.44%
052111600100	PRIMARY HEALTH CARE DEVELOPMENT BOARD	952,000,000.00	238,000,000.00	-	-	-	-	0.00%
	<b>SUB-TOTAL - HEALTH SECTOR</b>	<b>2,557,530,375.00</b>	<b>639,382,593.75</b>	<b>9,318,790.00</b>	<b>7,239,752.10</b>	<b>10,619,270.00</b>	<b>27,177,812.10</b>	<b>4.25%</b>
	<b>INFRASTRUCTURE SECTOR</b>		-				-	
022905300100	OFFICE OF THE TRANSPORTATION	1,000,000,000.00	250,000,000.00	12,791,785.00	10,545,150.00	-	23,336,935.00	9.33%
023400100100	MINISTRY OF WORKS & TRANSPORT	16,201,242,700.00	4,050,310,675.00	1,200,205.00	1,385,801.00	1,832,750.00	4,418,756.00	0.11%
023400200100	OFFICE OF THE SURVEYOR - GENERAL	300,000,000.00	75,000,000.00	765,010.00	588,944.00	1,293,930.00	2,647,884.00	3.53%
023400400100	OSUN ROAD MAINTENANCE AGENCY	3,703,700.00	925,925.00	10,000.00	30,000.00	20,000.00	60,000.00	6.48%
023405500100	OSUN ASSETS MANAGEMENT AGENCY	200,000,000.00	50,000,000.00	-	-	-	-	0.00%
025305600100	OSUN STATE CAPITAL TERRITORY DEVELOPMENT AUT	321,500,000.00	80,375,000.00	1,434,480.00	2,479,407.00	1,041,881.85	4,955,768.85	6.17%
025305500100	OSUN NEW TOWNS AND GROWTH AREAS DEVELOPM	100,000,000.00	25,000,000.00	967,476.72	1,966,857.00	5,554,552.73	8,488,886.45	33.96%
026000100100	MINISTRY OF LANDS AND PHYSICAL PLANNING	1,500,000,000.00	375,000,000.00	30,481,666.00	33,391,380.00	18,980,087.55	82,853,133.55	22.09%
	<b>SUB-TOTAL - INFRASTRUCTURE SECTOR</b>	<b>19,626,446,400.00</b>	<b>4,906,611,600.00</b>	<b>47,650,622.72</b>	<b>50,387,539.00</b>	<b>28,723,202.13</b>	<b>126,761,363.85</b>	<b>2.58%</b>
	<b>SOCIAL DEVELOPMENT AND WELFARE SECTOR</b>		-				-	
012400100100	MINISTRY OF HOME AFFAIRS	80,600,000.00	20,150,000.00	8,207,500.00	8,505,000.00	2,461,750.00	19,174,250.00	95.16%
051400100100	MINISTRY OF WOMEN & CHILDREN AFFAIRS	2,400,000.00	600,000.00	71,000.00	81,000.00	221,000.00	373,000.00	62.17%
053900100100	MINISTRY OF YOUTHS & SPORTS	1,000,000.00	250,000.00	20,500.00	-	11,326,885.00	11,347,385.00	4538.95%
053905100100	OSUN STATE SPORTS COUNCIL	122,000,000.00	30,500,000.00	-	100,000.00	-	100,000.00	0.33%
	<b>SUB-TOTAL - SOCIAL DEVELOPMENT AND WELFA</b>	<b>206,000,000.00</b>	<b>51,500,000.00</b>	<b>8,299,000.00</b>	<b>8,686,000.00</b>	<b>14,009,635.00</b>	<b>30,994,635.00</b>	<b>60.18%</b>
	<b>SECURITY LAW AND JUSTICE SECTOR</b>		-				-	
031801100100	JUDICIAL SERVICE COMMISSION	3,000,000.00	750,000.00	4,000.00	6,000.00	43,500.00	53,500.00	7.13%
032600100100	MINISTRY OF JUSTICE	158,740,000.00	39,685,000.00	1,944,509.05	2,069,835.59	4,639,917.19	8,654,261.83	21.81%
032605100100	THE JUDICIARY (HIGH COURT OF JUSTICE)	120,000,000.00	30,000,000.00	259,940.00	345,500.00	5,181,225.00	5,786,665.00	19.29%
032605200100	CUSTOMARY COURT OF APPEAL	35,000,000.00	8,750,000.00	1,573,550.00	1,147,525.00	1,071,985.00	3,793,060.00	43.35%
	<b>SUB-TOTAL - SECURITY LAW AND JUSTICE SECTOR</b>	<b>316,740,000.00</b>	<b>79,185,000.00</b>	<b>3,781,999.05</b>	<b>3,568,860.59</b>	<b>10,936,627.19</b>	<b>18,287,486.83</b>	<b>23.09%</b>

  
Permanent Secretary  
MINISTRY OF ECONOMIC PLANNING  
BUDGET DEVELOPMENT  
STATE OF OSUN  
2019

ADMINISTRATIVE CODE	MDAS	2019 APPROVED ESTIMATES	PRO-RATA ESTIMATES	OCTOBER	NOVEMBER	DECEMBER	4TH QUARTER REVENUE (OCTOBER - DECEMBER 2019)	PERFORMANCE ON 4TH QUARTER PRO RATA
	<b>INFORMATION AND COMMUNICATION SECTOR</b>		-				-	
012300100100	MINISTRY OF INFORMATION & CIVIC ORIENTATION	5,000,000.00	1,250,000.00	246,500.00	285,930.00	724,770.00	1,257,200.00	100.58%
	<b>SUB-TOTAL - INFORMATION AND COMMUNICATION</b>	<b>5,000,000.00</b>	<b>1,250,000.00</b>	<b>246,500.00</b>	<b>285,930.00</b>	<b>724,770.00</b>	<b>1,257,200.00</b>	<b>100.58%</b>
	<b>WATER AND SANITATION SECTOR</b>		-				-	
025200100100	OFFICE OF WATER RESOURCES, RURAL AND COMMUN	5,098,000.00	1,274,500.00	894,950.00	698,000.00	905,201.00	2,498,151.00	196.01%
025210300100	RURAL WATER & ENVIRONMENTAL SANITATION AGEN	30,000,000.00	7,500,000.00	550,000.00	330,000.00	65,500.00	945,500.00	12.61%
	<b>SUB-TOTAL - WATER AND SANITATION SECTOR</b>	<b>35,098,000.00</b>	<b>8,774,500.00</b>	<b>1,444,950.00</b>	<b>1,028,000.00</b>	<b>970,701.00</b>	<b>3,443,651.00</b>	<b>39.25%</b>
	<b>FINANCE &amp; REVENUE MOBILIZATION SECTOR</b>		-				-	
022000100100	MINISTRY OF FINANCE	1,101,900,000.00	275,475,000.00	2,058,641.04	7,514,876.63	-	9,573,517.67	3.48%
022000200100	DEBT MANAGEMENT OFFICE	-	-	-	-	-	-	-
022000700100	OFFICE OF THE ACCOUNTANT - GENERAL	350,100,000.00	87,525,000.00	864,493.65	-	10.00	864,503.65	0.99%
022000800100	OSUN STATE INTERNAL REVENUE SERVICE	14,922,653,710.00	3,730,663,427.50	595,828,786.50	740,397,841.25	820,696,564.15	2,156,923,191.90	57.82%
	<b>SUB-TOTAL - FINANCE &amp; REVENUE MOBILIZATION</b>	<b>16,374,653,710.00</b>	<b>4,093,663,427.50</b>	<b>598,751,921.19</b>	<b>747,912,717.88</b>	<b>820,696,574.15</b>	<b>2,167,361,213.22</b>	<b>52.94%</b>
	<b>TOTAL DISBURSEABLE INTERNALLY GENERATED</b>	<b>46,283,303,195.00</b>	<b>11,570,825,798.75</b>	<b>742,312,840.06</b>	<b>901,772,204.14</b>	<b>985,238,902.06</b>	<b>2,629,323,946.26</b>	<b>22.72%</b>

**RETAINABLE IGR (CORPORATIONS, PARASTATALS AND INSTITUTIONS: (INSTITUTIONS, PARASTATALS AND CORPORATIONS)**

021510200100	OSUN STATE AGRICULTURAL DEVELOPMENT PROGRA	210,650,690.00	52,662,672.50	-	-	-	-	0.00%
021510300100	OSUN STATE AGRICULTURAL DEVELOPMENT CORPO	41,000,000.00	10,250,000.00	522,500.00	201,500.00	944,000.00	1,668,000.00	16.27%
051701800100	OSUN STATE COLLEGE OF TECHNOLOGY, ESA-OKE	580,285,000.00	145,071,250.00	100,984,198.00	47,345,680.00	56,843,360.00	205,173,238.00	141.43%
051701900100	OSUN STATE POLYTECHNIC, IREE	961,064,000.00	240,266,000.00	63,248,600.00	56,973,050.00	58,567,136.85	178,788,786.85	74.41%
051702000100	OSUN STATE COLLEGE OF EDUCATION, ILESA	236,630,000.00	59,157,500.00	13,845,760.27	14,175,162.50	23,367,103.69	51,388,026.46	86.87%
051702100100	OSUN STATE COLLEGE OF EDUCATION, ILA-ORANGU	396,187,500.00	99,046,875.00	-	-	-	-	0.00%
051702200100	OSUN STATE UNIVERSITY, OSOGBO	2,591,500,000.00	647,875,000.00	29,492,751.00	44,946,474.91	155,421,904.07	229,861,129.98	35.48%
052102600100	LAUTECH TEACHING HOSPITAL, OSOGBO	750,000,000.00	187,500,000.00	46,349,178.21	41,264,740.01	40,695,468.23	128,309,386.45	68.43%
025305300100	OSUN STATE PROPERTY DEVELOPMENT CORPORATIO	150,000,000.00	37,500,000.00	5,126,601.44	7,710,803.34	22,767,989.48	35,605,394.26	94.95%
012300300100	OSUN STATE BROADCASTING CORPORATION	307,300,000.00	76,825,000.00	11,659,414.00	13,084,408.89	11,196,467.99	35,940,290.88	46.78%
025210200100	OSUN STATE WATER CORPORATION	76,180,000.00	19,045,000.00	5,626,430.00	5,765,580.00	32,696,390.00	44,088,400.00	231.50%
	<b>TOTAL RETAINABLE IGR (CORPORATIONS, PARAS</b>	<b>6,300,797,190.00</b>	<b>1,575,199,297.50</b>	<b>276,855,432.92</b>	<b>231,467,399.65</b>	<b>402,499,820.31</b>	<b>910,822,652.88</b>	<b>57.82%</b>

**DOMESTIC AIDS AND GRANTS**

011100100100	OFFICE OF THE GOVERNOR	2,400,000,000.00	600,000,000.00	-	-	-	-	0.00%
051700100100	MINISTRY OF EDUCATION	970,046,000.00	242,511,500.00	-	-	-	-	0.00%
052100100100	MINISTRY OF HEALTH	6,100,000,000.00	1,525,000,000.00	-	-	-	-	0.00%
052100200100	OSUN STATE HEALTH INSURANCE SCHEME	109,824,625.00	27,456,156.25	-	-	-	-	0.00%
051700300100	STATE UNIVERSAL BASIC EDUCATION BOARD	500,000,000.00	125,000,000.00	-	-	-	-	0.00%
051701800100	OSUN STATE COLLEGE OF TECHNOLOGY, ESA-OKE	375,800,000.00	93,950,000.00	1,847,419.59	105,463,411.70	-	107,310,831.29	114.22%
051701900100	OSUN STATE POLYTECHNIC, IREE	607,109,010.00	151,777,252.50	123,348,043.33	29,191,696.57	1,200,000.00	153,739,739.90	101.29%
051702000100	OSUN STATE COLLEGE OF EDUCATION, ILESA	157,000,000.00	39,250,000.00	126,718,875.00	12,750,000.00	-	139,468,875.00	355.33%
051702100100	OSUN STATE COLLEGE OF EDUCATION, ILA-ORANGU	380,300,000.00	95,075,000.00	-	-	-	-	0.00%
051702200100	OSUN STATE UNIVERSITY, OSOGBO	1,400,000,000.00	350,000,000.00	-	13,373,960.00	-	13,373,960.00	3.82%
052111600100	PRIMARY HEALTH CARE DEVELOPMENT BOARD	200,000,000.00	50,000,000.00	-	-	-	-	0.00%
014700200100	LOCAL GOVERNMENTS SERVICE COMMISSION	400,000,000.00	100,000,000.00	-	-	-	-	0.00%
022000300100	MINISTRY OF ECONOMIC PLANNING & BUDGET	759,757,070.00	189,939,267.50	-	-	-	-	0.00%
025200100100	OFFICE OF WATER RESOURCES, RURAL AND COMMUN	802,000.00	200,500.00	-	-	-	-	0.00%
025210300100	RURAL WATER & ENVIRONMENTAL SANITATION AGEN	120,000,000.00	30,000,000.00	-	-	-	-	0.00%
025210200100	OSUN STATE WATER CORPORATION	9,000,000,000.00	2,250,000,000.00	-	-	-	-	0.00%
	<b>TOTAL DOMESTIC AIDS AND GRANTS</b>	<b>23,480,638,705.00</b>	<b>5,870,159,676.25</b>	<b>251,914,337.92</b>	<b>160,779,068.27</b>	<b>1,200,000.00</b>	<b>413,893,406.19</b>	<b>7.05%</b>



ADMINISTRATIVE CODE	MDAS	2019 APPROVED ESTIMATES	PRO-RATA ESTIMATES	OCTOBER	NOVEMBER	DECEMBER	4TH QUARTER REVENUE (OCTOBER - DECEMBER 2019)	% PERFORMANCE ON 4TH QUARTER PRO RATA
---------------------	------	-------------------------	--------------------	---------	----------	----------	---	---------------------------------------

OTHER CAPITAL RECEIPT

		-	-	6,410,931,443.72	-	-	6,410,931,443.72	
	TOTAL OTHER CAPITAL RECEIPT	-	-	6,410,931,443.72	-	-	6,410,931,443.72	-


BORROWINGS

ADMINISTRATIVE CODE	MDAS	2019 APPROVED ESTIMATES	PRO-RATA ESTIMATES	OCTOBER	NOVEMBER	DECEMBER	4TH QUARTER REVENUE (OCTOBER - DECEMBER 2019)	% PERFORMANCE ON 4TH QUARTER PRO RATA
051700300100	STATE UNIVERSAL BASIC EDUCATION BOARD	1,000,000,000.00	250,000,000.00	-	-	-	-	0.00%
055100400100	MINISTRY OF RURAL DEVELOPMENT AND COMMUNITY DEVELOPMENT	6,266,802,310.00	1,566,700,577.50	-	-	-	-	0.00%
028210200100	OSUN STATE WATER CORPORATION	20,000,000,000.00	5,000,000,000.00	8,351,867.72	1,488,895,783.12	-	1,497,247,650.84	29.94%
	TOTAL BORROWINGS	27,266,802,310.00	6,816,700,577.50	8,351,867.72	1,488,895,783.12	-	1,497,247,650.84	21.96%

REVENUE FROM FAAC

MDAS	2019 APPROVED ESTIMATES	PRO-RATA ESTIMATES	OCTOBER	NOVEMBER	DECEMBER	4TH QUARTER REVENUE (OCTOBER - DECEMBER 2019)	% PERFORMANCE ON 4TH QUARTER PRO RATA
STATUTORY ALLOCATION	38,500,000,000.00	9,625,000,000.00	3,415,492,960.83	3,368,380,293.35	2,808,699,107.69	9,592,572,361.87	99.66%
VALUE ADDED TAX	11,400,000,000.00	2,850,000,000.00	977,666,449.21	1,104,364,837.78	933,146,569.39	3,015,177,856.38	105.80%
EXCESS CRUDE OIL	75,000,000.00	18,750,000.00	-	-	-	-	0.00%
OTHER REVENUE FROM FAAC	1,100,000,000.00	275,000,000.00	5,389,237.71	58,732,376.50	300,782,456.98	364,904,071.19	132.69%
TOTAL REVENUE FROM FAAC	51,075,000,000.00	12,768,750,000.00	4,398,548,647.75	4,531,477,507.63	4,042,628,134.06	12,972,654,289.44	101.60%
TOTAL REVENUE	154,406,541,400.00	38,601,635,350.00	12,088,914,570.09	7,314,391,962.81	5,431,566,856.43	24,834,873,389.33	64.34%







STATE GOVERNMENT OF OSUN  
DETAILS OF PERSONNEL COST BUDGET PERFORMANCE REPORT FOR THE 4TH QUARTER, 2019


PERSONNEL COST

ADMINISTRATIVE CODE	MDAS	2019 APPROVED ESTIMATES	PRO-RATA ESTIMATES	OCTOBER	NOVEMBER	DECEMBER	4TH QUARTER PERSONNEL EXPENDITURE (OCTOBER - DECEMBER 2019)	% PERFORMANCE ON 4TH QUARTER PRO RATA
	<b>GOVERNANCE AND ADMINISTRATION SECTOR</b>							
011100100100	OFFICE OF THE GOVERNOR	1,031,054,990.00	257,763,747.50	57,745,707.64	106,431,526.97	148,166,724.19	312,343,958.81	121.17%
011101000100	PUBLIC PROCUREMENT AGENCY	18,573,280.00	4,643,320.00	1,243,199.96	1,111,528.96	1,134,103.47	3,488,832.39	75.14%
011101900100	MINISTRY OF SPECIAL DUTIES	16,939,690.00	4,234,922.50	-	-	-	-	0.00%
011103500100	BUREAU OF PUBLIC SERVICE PENSION	8,799,472,760.00	2,199,868,190.00	2,969,311,542.20	2,055,776,191.53	1,997,234,291.14	7,022,322,024.87	319.22%
011200300100	OSUN STATE HOUSE OF ASSEMBLY	430,053,990.00	107,513,497.50	30,707,064.07	30,554,177.38	30,482,040.13	91,743,281.58	85.33%
011200400100	OSUN STATE HOUSE OF ASSEMBLY SERVICE COMMISSION	62,683,240.00	15,670,810.00	1,565,570.07	1,644,230.95	1,701,265.52	4,911,066.54	31.34%
014000100100	OFFICE OF THE AUDITOR GENERAL ( STATE )	113,622,990.00	28,405,747.50	8,523,121.39	8,301,361.12	8,830,711.90	25,655,194.40	90.32%
014000200100	OFFICE OF THE AUDITOR GENERAL (LOCAL GOVERNMENTS)	74,045,720.00	18,511,430.00	4,862,675.45	4,808,099.32	5,039,371.11	14,710,145.88	79.47%
012500500100	BUREAU OF HUMAN RESOURCES AND CAPACITY BUILDING	86,294,860.00	21,573,715.00	5,332,396.26	5,429,528.57	5,305,246.05	16,067,170.89	74.48%
014700100100	CIVIL SERVICE COMMISSION	62,766,850.00	15,691,712.50	2,364,086.21	2,424,898.23	2,450,480.96	7,239,465.40	46.14%
014700200100	LOCAL GOVERNMENTS SERVICE COMMISSION	39,153,980.00	9,788,495.00	1,748,235.32	1,678,054.84	1,751,703.40	5,177,993.57	52.90%
014800100100	OSUN STATE INDEPENDENT ELECTORAL COMMISSION	72,573,970.00	18,143,492.50	1,335,923.02	917,039.13	942,863.01	3,195,825.16	17.61%
022800100100	MINISTRY OF INNOVATION, SCIENCE AND TECHNOLOGY	77,750,400.00	19,437,600.00	4,892,649.24	5,043,705.46	4,851,453.15	14,787,807.85	76.08%
045102100100	MINISTRY OF REGIONAL INTEGRATION	23,690,580.00	5,922,645.00	252,202.95	234,854.79	191,759.68	678,817.42	11.46%
055100100100	MINISTRY OF LOCAL GOVERNMENTS AND CHIEFTAINCY AFFAIRS	65,095,980.00	16,273,995.00	3,064,306.64	2,849,087.54	3,035,180.20	8,948,574.38	54.99%
	<b>SUB-TOTAL - GOVERNANCE AND ADMINISTRATION SECTOR</b>	<b>10,973,773,280.00</b>	<b>2,743,443,320.00</b>	<b>3,092,948,680.44</b>	<b>2,227,204,284.78</b>	<b>2,211,117,193.92</b>	<b>7,531,270,159.15</b>	<b>274.52%</b>
	<b>AGRICULTURE SECTOR</b>	-	-	-	-	-	-	-
021500100100	MINISTRY OF AGRICULTURE, FOOD SECURITY	278,509,730.00	69,627,432.50	17,885,993.40	16,468,236.31	16,348,090.61	50,702,320.32	72.82%
021501400100	OSUN PRODUCE BOARD	-	-	-	-	-	-	-
021510200100	OSUN STATE AGRICULTURAL DEVELOPMENT PROGRAMME	109,760,900.00	27,440,225.00	8,727,103.19	8,506,162.06	8,247,151.88	25,480,417.14	92.86%
021510300100	OSUN STATE AGRICULTURAL DEVELOPMENT CORPORATION	75,435,830.00	18,858,957.50	4,907,626.60	4,661,345.62	4,834,524.56	14,403,496.79	76.37%
	<b>SUB-TOTAL - AGRICULTURE SECTOR</b>	<b>463,706,460.00</b>	<b>115,926,615.00</b>	<b>31,520,723.20</b>	<b>29,635,743.99</b>	<b>29,429,767.05</b>	<b>90,586,234.25</b>	<b>78.14%</b>
	<b>PLANNING AND BUDGET SECTOR</b>	-	-	-	-	-	-	-
022000300100	MINISTRY OF ECONOMIC PLANNING & BUDGET	92,390,090.00	23,097,522.50	3,992,726.70	3,928,615.14	3,987,646.48	11,908,988.33	51.56%
023800400100	STATE BUREAU OF STATISTICS	35,569,770.00	8,892,442.50	2,058,085.64	1,997,833.03	1,973,848.50	6,029,767.17	67.81%
	<b>SUB-TOTAL - PLANNING AND BUDGET SECTOR</b>	<b>127,959,860.00</b>	<b>31,989,965.00</b>	<b>6,050,812.34</b>	<b>5,926,448.17</b>	<b>5,961,494.98</b>	<b>17,938,755.49</b>	<b>56.08%</b>
	<b>COMMERCE AND INDUSTRY SECTOR</b>	-	-	-	-	-	-	-
011100800100	OFFICE OF ENTERPRISE AND WEALTH CREATION	16,515,630.00	4,128,907.50	-	-	-	-	-
022200100100	MINISTRY OF INDUSTRY, COMMERCE & COOPERATIVES	166,612,260.00	41,653,065.00	7,916,728.79	8,008,958.15	8,082,743.17	24,008,430.11	57.64%
022205100100	OSUN MICRO CREDIT AGENCY	-	-	-	-	-	-	-
023600100100	MINISTRY OF CULTURE & TOURISM	43,073,980.00	10,768,495.00	1,861,039.13	1,839,477.02	1,883,141.56	5,583,657.71	51.85%
023600400100	OSUN STATE COUNCIL FOR ARTS AND CULTURE	42,919,830.00	10,729,957.50	3,277,086.24	3,040,587.38	2,916,231.58	9,233,905.20	86.06%
023605200100	OSUN STATE TOURISM BOARD	23,983,230.00	5,995,807.50	973,362.80	841,465.21	841,465.21	2,656,293.22	44.30%
051300100100	MINISTRY OF EMPOWERMENT AND YOUTH ENGAGEMENT	2,547,885,770.00	636,971,442.50	2,413,524.64	2,360,376.20	1,946,434.26	6,720,335.10	1.06%
	<b>SUB-TOTAL - COMMERCE AND INDUSTRY SECTOR</b>	<b>2,840,990,700.00</b>	<b>710,247,675.00</b>	<b>16,441,741.60</b>	<b>16,090,863.95</b>	<b>15,670,015.78</b>	<b>48,202,621.33</b>	<b>6.79%</b>
	<b>EDUCATION SECTOR</b>	-	-	-	-	-	-	-
051700100100	MINISTRY OF EDUCATION	376,736,750.00	94,184,187.50	29,200,972.42	28,129,522.23	28,485,489.83	85,815,984.48	91.12%
051700300100	STATE UNIVERSAL BASIC EDUCATION BOARD	78,519,010.00	19,629,752.50	4,772,672.02	5,071,609.20	4,947,149.15	14,791,430.37	75.35%
051700800100	OSUN STATE LIBRARY BOARD	11,651,660.00	2,912,915.00	536,261.20	559,581.88	558,835.71	1,654,678.78	56.80%
051701000100	OSUN STATE MASS EDUCATION AGENCY	30,066,020	-	-	-	-	-	0.00%



ADMINISTRATIVE CODE	 MDAS	2019 APPROVED ESTIMATES	PRO-RATA ESTIMATES	OCTOBER	NOVEMBER	DECEMBER	4TH QUARTER PERSONNEL EXPENDITURE (OCTOBER - DECEMBER 2019)	% PERFORMANCE ON 4TH QUARTER PRO RATA
051701800100	OSUN STATE COLLEGE OF TECHNOLOGY, ESA-OKE	909,568,360.00	227,392,090.00	106,877,544.06	69,503,213.47	99,482,653.69	275,863,411.22	121.32%
051701900100	OSUN STATE POLYTECHNIC, IREE	1,048,944,850.00	262,236,212.50	105,251,428.41	80,292,015.62	63,576,354.81	249,119,798.85	95.00%
051702000100	OSUN STATE COLLEGE OF EDUCATION, ILESA	786,033,800.00	196,508,450.00	83,983,260.82	59,696,748.34	60,082,059.35	203,762,068.51	103.69%
051702100100	OSUN STATE COLLEGE OF EDUCATION, ILA-ORANGUN	930,881,510.00	232,720,377.50	48,826,161.17	49,091,952.10	49,809,949.09	147,728,062.36	63.48%
051702200100	OSUN STATE UNIVERSITY, OSOGBO	2,218,370,070.00	554,592,517.50	161,070,274.73	157,556,966.65	95,466,524.57	414,093,765.95	74.67%
051702600100	OSUN CENTRAL EDUCATIONAL DISTRICT ILA ORANGUN (DISTRICT OFFICE)	1,358,282,060.00	339,570,515.00	888,346.85	1,562,438.10	741,626.46	3,192,411.41	0.94%
051702700100	OSUN EAST EDUCATIONAL DISTRICT OFFICE, ILE - IFE (DISTRICT OFFICE)	698,122,180.00	174,530,545.00	6,513,019.52	1,319,116.08	1,222,718.35	9,054,853.95	5.19%
051702800100	OSUN WEST EDUCATIONAL DISTRICT OFFICE, IKIRE (DISTRICT OFFICE)	1,607,134,620.00	401,783,655.00	916,786.27	811,352.00	924,723.29	2,652,861.56	0.66%
051705100100	TEACHERS' ESTABLISHMENT AND PENSIONS OFFICE, OSOGBO	75,511,850.00	18,877,962.50	3,062,010.18	2,921,511.11	3,070,500.16	9,054,021.45	47.96%
051705300100	BOARD FOR TECHNICAL AND VOCATIONAL EDUCATION	196,093,380.00	49,023,345.00	10,969,099.94	10,890,907.77	10,732,841.84	32,592,849.55	66.48%
051705600100	OFFICE OF HIGHER EDUCATION, BURSARY & SCHOLARSHIP	36,404,620.00	9,101,155.00	1,061,914.12	917,918.86	869,902.18	2,849,735.16	31.31%
051706500100	OSUN EDUCATION QUALITY ASSURANCE AND MORALITY AGENCY	-	-	-	-	-	-	
	<b>SUB-TOTAL - EDUCATION SECTOR</b>	<b>10,362,320,740.00</b>	<b>2,590,580,185.00</b>	<b>563,929,751.70</b>	<b>468,324,853.40</b>	<b>419,971,328.48</b>	<b>1,452,225,933.59</b>	<b>56.06%</b>
	<b>ENVIRONMENT SECTOR</b>	-	-				-	
022205600100	OSUN SIGNAGE, HOARDING AND ADVERTISEMENT AGENCY	31,769,340.00	7,942,335.00	800,000.00	800,000.00	800,000.00	2,400,000.00	30.22%
053500100100	MINISTRY OF ENVIRONMENT & SANITATION	57,910,760.00	14,477,690.00	3,416,103.60	3,279,924.63	3,076,874.16	9,772,902.40	67.50%
053500200100	OSUN PARKS AND GARDENS MANAGEMENT AGENCY	40,333,670.00	10,083,417.50	-	6,750,000.00	4,290,000.00	11,040,000.00	109.49%
053505300100	OSUN STATE WASTE MANAGEMENT AGENCY	108,525,350.00	27,131,337.50	6,818,119.54	6,701,407.64	6,928,014.68	20,447,541.85	75.37%
023305100100	OFFICE OF FORESTRY, NATURAL & MINERAL RESOURCES	101,668,390.00	25,417,097.50	5,975,826.45	5,834,869.98	5,901,320.65	17,712,017.08	69.69%
	<b>SUB-TOTAL - ENVIRONMENT SECTOR</b>	<b>340,207,510.00</b>	<b>85,051,877.50</b>	<b>17,010,049.60</b>	<b>23,366,202.25</b>	<b>20,996,209.49</b>	<b>61,372,461.33</b>	<b>72.16%</b>
	<b>HEALTH SECTOR</b>	-	-				-	
052100100100	MINISTRY OF HEALTH	603,004,030.00	150,751,007.50	29,068,207.03	27,815,607.49	26,253,104.03	83,136,918.55	55.15%
052100200100	OSUN STATE HEALTH INSURANCE SCHEME	57,357,490.00	14,339,372.50	2,548,885.16	2,686,224.85	2,776,459.49	8,011,569.50	55.87%
052102600100	LAUTECH TEACHING HOSPITAL, OSOGBO	4,392,524,160.00	1,098,131,040.00	230,162,154.77	231,000,033.11	229,276,319.47	690,438,507.35	62.87%
052110200100	OSUN STATE HOSPITALS MANAGEMENT BOARD	2,632,036,860.00	658,009,215.00	135,524,337.20	124,106,250.05	118,589,479.66	378,220,066.91	57.48%
052111600100	PRIMARY HEALTH CARE DEVELOPMENT BOARD	782,273,900.00	195,568,475.00	6,024,959.71	4,848,715.15	4,025,400.41	14,899,075.27	7.62%
	<b>SUB-TOTAL - HEALTH SECTOR</b>	<b>8,467,196,440.00</b>	<b>2,116,799,110.00</b>	<b>403,328,543.87</b>	<b>390,456,830.65</b>	<b>380,920,763.06</b>	<b>1,174,706,137.58</b>	<b>55.49%</b>
	<b>INFRASTRUCTURE SECTOR</b>	-	-				-	
022905300100	OFFICE OF THE TRANSPORTATION	130,129,140.00	32,532,285.00	9,560,627.77	9,611,132.13	9,602,010.16	28,773,770.06	88.45%
023400100100	MINISTRY OF WORKS & TRANSPORT	166,245,070.00	41,561,267.50	12,575,859.12	11,717,473.78	11,844,814.97	36,138,147.87	86.95%
023400200100	OFFICE OF THE SURVEYOR - GENERAL	26,872,090.00	6,718,022.50	1,415,592.05	1,461,139.04	1,367,132.14	4,243,863.23	63.17%
023400400100	OSUN ROAD MAINTENANCE AGENCY	58,732,470.00	14,683,117.50	3,348,139.29	3,392,991.33	3,248,638.20	9,989,768.82	68.04%
023405500100	OSUN ASSETS MANAGEMENT AGENCY	-	-	-	-	-	-	0.00%
025305300100	OSUN STATE PROPERTY DEVELOPMENT CORPORATION	53,338,260.00	13,334,565.00	2,905,833.12	2,888,026.95	2,896,785.60	8,690,645.67	65.17%
025305600100	OSUN STATE CAPITAL TERRITORY DEVELOPMENT AUTHORITY	25,792,920.00	6,448,230.00	1,361,447.05	1,341,972.45	1,320,633.05	4,024,052.56	62.41%
025305500100	OSUN NEW TOWNS AND GROWTH AREAS DEVELOPMENT AUTHORITY	-	-	-	-	-	-	0.00%
026000100100	MINISTRY OF LANDS AND PHYSICAL PLANNING	98,222,000.00	24,555,500.00	5,357,741.80	5,087,886.95	5,223,151.41	15,668,780.15	63.81%
	<b>SUB-TOTAL - INFRASTRUCTURE SECTOR</b>	<b>559,331,950.00</b>	<b>139,832,987.50</b>	<b>36,525,240.20</b>	<b>35,500,622.63</b>	<b>35,503,165.53</b>	<b>107,529,028.37</b>	<b>76.90%</b>
	<b>SOCIAL DEVELOPMENT AND WELFARE SECTOR</b>	-	-				-	
012400100100	MINISTRY OF HOME AFFAIRS	131,776,090.00	32,944,022.50	6,414,984.43	5,895,094.83	6,055,085.75	18,365,165.01	55.75%
051400100100	MINISTRY OF WOMEN & CHILDREN AFFAIRS	63,703,770.00	15,925,942.50	4,840,044.43	4,832,127.44	4,965,718.71	14,637,890.58	91.91%
053900100100	MINISTRY OF SOCIAL PROTECTION, SPORTS & SPECIAL NEEDS	38,822,540.00	9,705,635.00	1,211,864.50	1,161,435.27	1,489,617.05	3,862,916.82	39.80%
053905100100	OSUN STATE SPORTS COUNCIL	130,934,880.00	32,733,720.00	10,127,156.95	10,312,009.59	10,013,071.65	30,452,238.19	93.03%
	<b>SUB-TOTAL - SOCIAL DEVELOPMENT AND WELFARE SECTOR</b>	<b>365,237,280.00</b>	<b>91,309,320.00</b>	<b>22,594,050.31</b>	<b>22,200,667.13</b>	<b>22,523,493.15</b>	<b>67,318,210.59</b>	<b>73.73%</b>

ADMINISTRATIVE CODE	 MDAS	2019 APPROVED ESTIMATES	PRO-RATA ESTIMATES	OCTOBER	NOVEMBER	DECEMBER	4TH QUARTER PERSONNEL EXPENDITURE (OCTOBER - DECEMBER 2019)	% PERFORMANCE ON 4TH QUARTER PRO RATA
	<b>SECURITY LAW AND JUSTICE SECTOR</b>	-	-				-	
031801100100	JUDICIAL SERVICE COMMISSION	127,545,430.00	31,886,357.50	4,614,532.11	3,861,870.11	4,150,424.66	12,626,826.88	39.60%
032600100100	MINISTRY OF JUSTICE	270,507,090.00	67,626,772.50	9,677,950.10	9,629,471.91	9,658,004.17	28,965,426.17	42.83%
032605100100	THE JUDICIARY (HIGH COURT OF JUSTICE)	464,443,300.00	116,110,825.00	23,805,259.85	22,968,234.51	23,352,672.91	70,126,167.26	60.40%
032605200100	CUSTOMARY COURT OF APPEAL	436,757,760.00	109,189,440.00	19,231,958.95	19,353,314.73	18,995,083.59	57,580,357.26	52.73%
	<b>SUB-TOTAL - SECURITY LAW AND JUSTICE SECTOR</b>	<b>1,299,253,580.00</b>	<b>324,813,395.00</b>	<b>57,329,701.01</b>	<b>55,812,891.25</b>	<b>56,156,185.33</b>	<b>169,298,777.58</b>	<b>52.12%</b>
	<b>INFORMATION AND COMMUNICATION SECTOR</b>	-	-				-	
012300100100	MINISTRY OF INFORMATION & CIVIC ORIENTATION	69,127,960.00	17,281,990.00	2,949,973.06	3,056,560.40	2,760,883.33	8,767,416.79	50.73%
012300300100	OSUN STATE BROADCASTING CORPORATION	232,024,710.00	58,006,177.50	17,525,089.13	17,450,333.73	16,929,510.34	51,904,933.20	
	<b>SUB-TOTAL - INFORMATION AND COMMUNICATION SECTOR</b>	<b>301,152,670.00</b>	<b>75,288,167.50</b>	<b>20,475,062.18</b>	<b>20,506,894.13</b>	<b>19,690,393.67</b>	<b>60,672,349.99</b>	<b>80.59%</b>
	<b>WATER AND SANITATION SECTOR</b>	-	-				-	
025200100100	OFFICE OF WATER RESOURCES, RURAL AND COMMUNITY AFFAIRS	69,214,460.00	17,303,615.00	3,348,624.66	3,573,870.58	3,662,561.09	10,585,056.32	61.17%
025210200100	OSUN STATE WATER CORPORATION	395,922,990.00	98,980,747.50	25,273,878.79	24,671,533.92	25,121,419.18	75,066,831.89	
025210300100	RURAL WATER & ENVIRONMENTAL SANITATION AGENCY	80,003,850.00	20,000,962.50	4,782,444.32	4,541,849.70	4,332,399.62	13,656,693.64	68.28%
	<b>SUB-TOTAL - WATER AND SANITATION SECTOR</b>	<b>545,141,300.00</b>	<b>136,285,325.00</b>	<b>33,404,947.77</b>	<b>32,787,254.19</b>	<b>33,116,379.89</b>	<b>99,308,581.84</b>	<b>72.87%</b>
	<b>FINANCE &amp; REVENUE MOBILIZATION SECTOR</b>	-	-				-	
022000100100	MINISTRY OF FINANCE	72,123,190.00	18,030,797.50	4,959,925.13	4,770,911.69	4,843,156.05	14,573,992.87	80.83%
022000200100	DEBT MANAGEMENT OFFICE	17,342,400.00	4,335,600.00	-	-	-	-	0.00%
022000700100	OFFICE OF THE ACCOUNTANT - GENERAL	133,689,200.00	33,422,300.00	9,264,022.19	9,173,047.40	9,209,227.55	27,646,297.14	82.72%
022000800100	OSUN STATE INTERNAL REVENUE SERVICE	63,362,880.00	15,840,720.00	2,426,041.07	3,111,294.35	4,923,798.82	10,461,134.24	66.04%
	<b>SUB-TOTAL - FINANCE &amp; REVENUE MOBILIZATION SECTOR</b>	<b>286,517,670.00</b>	<b>71,629,417.50</b>	<b>16,649,988.39</b>	<b>17,055,253.44</b>	<b>18,976,182.42</b>	<b>52,681,424.25</b>	<b>73.55%</b>
	<b>OTHER EXPENDITURE</b>		-				-	
	SALARY, GRATUITY AND PENSION ARREARS	<b>8,000,000,000.00</b>	<b>2,000,000,000.00</b>				-	<b>0.00%</b>
	<b>TOTAL PERSONNEL COST</b>	<b>44,932,789,440.00</b>	<b>11,233,197,360.00</b>	<b>4,318,209,292.61</b>	<b>3,344,868,809.98</b>	<b>3,270,032,572.76</b>	<b>10,933,110,675.35</b>	<b>97.33%</b>


  
Permanent Secretary  
MINISTRY OF ECONOMIC PLANNING,  
BUDGET & DEVELOPMENT  
State of Osun, Oyo State





**STATE GOVERNMENT OF OSUN**  
**DETAILS OF RECURRENT EXPENDITURE BUDGET PERFORMANCE REPORT FOR FOURTH QUARTER 2019**

Permanent Secretary  
 MINISTRY OF ECONOMIC PLANNING,  
 BUDGET & DEVELOPMENT  
 State of Osun, Osoyo  
 Date: 28th Jan, 2020

**OTHER RECURRENT EXPENDITURE**

ADMINISTRATIVE CODE	MDAS	2019 APPROVED ESTIMATES	OCTOBER	NOVEMBER	DECEMBER	TOTAL RECURRENT (JANUARY - DECEMBER)	% PERFORMANCE
	<b>GOVERNANCE AND ADMINISTRATION SECTOR</b>						
011100100100	OFFICE OF THE GOVERNOR	4,232,253,650.00	281,010,650.00	223,529,368.00	209,573,927.76	4,201,295,090.01	99.27%
011101000100	PUBLIC PROCUREMENT AGENCY	31,639,000.00	-	-	800,000.00	3,200,000.00	10.11%
011101900100	MINISTRY OF SPECIAL DUTIES	10,000,000.00	-	-	-	-	0.00%
011103500100	BUREAU OF PUBLIC SERVICE PENSION	2,500,000.00	-	-	200,000.00	1,400,000.00	56.00%
011200300100	OSUN STATE HOUSE OF ASSEMBLY	1,290,503,940.00	886,000.00	305,000,000.00	125,372,500.00	1,193,795,500.00	92.51%
011200400100	OSUN STATE HOUSE OF ASSEMBLY SERVICE COMMISSION	65,500,000.00	-	1,000,000.00	2,000,000.00	13,000,000.00	19.85%
014000100100	OFFICE OF THE AUDITOR GENERAL ( STATE )	12,000,000.00	751,500.00	-	751,500.00	9,526,500.00	79.39%
014000200100	OFFICE OF THE AUDITOR GENERAL (LOCAL GOVERNMENTS)	12,000,000.00	751,500.00	-	1,476,500.00	9,322,500.00	77.69%
012500500100	BUREAU OF HUMAN RESOURCES AND CAPACITY BUILDING	200,024,480.00	500,000.00	500,000.00	6,571,000.00	28,727,000.00	14.36%
014700100100	CIVIL SERVICE COMMISSION	12,000,000.00	-	-	-	1,000,000.00	8.33%
014700200100	LOCAL GOVERNMENTS SERVICE COMMISSION	71,718,020.00	-	-	-	-	0.00%
014800100100	OSUN STATE INDEPENDENT ELECTORAL COMMISSION	30,000,000.00	5,000,000.00	-	-	22,210,000.00	74.03%
022800100100	MINISTRY OF INNOVATION, SCIENCE AND TECHNOLOGY	31,000,000.00	-	29,701,200.00	-	29,701,200.00	95.81%
045102100100	MINISTRY OF REGIONAL INTEGRATION & SPECIAL DUTIES	10,000,000.00	-	-	5,000,000.00	5,000,000.00	50.00%
055100100100	MINISTRY OF LOCAL GOVERNMENTS AND CHIEFTAINCY AFFAIRS	12,283,000.00	-	-	-	-	0.00%
	<b>SUB-TOTAL - GOVERNANCE AND ADMINISTRATION SECTOR</b>	<b>6,023,422,090.00</b>	<b>288,899,650.00</b>	<b>559,730,568.00</b>	<b>351,745,427.76</b>	<b>5,518,177,790.01</b>	<b>91.61%</b>
	<b>AGRICULTURE SECTOR</b>	-	-	-	-	-	
021500100100	MINISTRY OF AGRICULTURE, FOOD SECURITY	83,500,000.00	-	-	1,000,000.00	17,380,000.00	20.81%
021501400100	OSUN PRODUCE BOARD	15,000,000.00	8,331,600.00	-	-	9,456,600.00	63.04%
	<b>SUB-TOTAL - AGRICULTURE SECTOR</b>	<b>98,500,000.00</b>	<b>8,331,600.00</b>	<b>-</b>	<b>1,000,000.00</b>	<b>26,836,600.00</b>	<b>27.25%</b>
	<b>ECONOMIC PLANNING AND BUDGET SECTOR</b>	-	-	-	-	-	
022000300100	MINISTRY OF ECONOMIC PLANNING & BUDGET	263,472,410.00	1,000,000.00	-	1,951,000.00	79,632,010.00	30.22%
023800400100	STATE BUREAU OF STATISTICS	33,453,910.00	600,000.00	-	-	2,000,000.00	5.98%
	<b>SUB-TOTAL - PLANNING AND BUDGET SECTOR</b>	<b>296,926,320.00</b>	<b>1,600,000.00</b>	<b>-</b>	<b>1,951,000.00</b>	<b>81,632,010.00</b>	<b>27.49%</b>
	<b>COMMERCE AND INDUSTRY SECTOR</b>	-	-	-	-	-	
011100800100	OFFICE OF ENTERPRISE AND WEALTH CREATION	5,000,000.00	-	-	-	-	0.00%
022200100100	MINISTRY OF INDUSTRY, COMMERCE & COOPERATIVES	105,583,880.00	-	1,553,902.80	981,000.00	64,861,873.14	61.43%
022205100100	OSUN MICRO CREDIT AGENCY	7,621,200.00	-	2,284,000.00	-	2,684,000.00	35.22%
023600100100	MINISTRY OF CULTURE & TOURISM	4,500,000.00	-	-	-	-	0.00%
023600400100	OSUN STATE COUNCIL FOR ARTS AND CULTURE	10,000,000.00	-	-	-	7,053,500.00	70.54%
023605200100	OSUN STATE TOURISM BOARD	4,807,000.00	-	-	-	4,562,400.00	94.91%
051300100100	MINISTRY OF EMPOWERMENT AND YOUTH ENGAGEMENT	85,140,000.00	-	-	-	-	0.00%
	<b>SUB-TOTAL - COMMERCE AND INDUSTRY SECTOR</b>	<b>222,652,080.00</b>	<b>-</b>	<b>3,837,902.80</b>	<b>981,000.00</b>	<b>79,161,773.14</b>	<b>35.55%</b>

ADMINISTRATIVE CODE	MDAS	2019 APPROVED ESTIMATES	OCTOBER	NOVEMBER	DECEMBER	TOTAL RECURRENT (JANUARY DECEMBER)	% PERFORMANCE
	<b>EDUCATION SECTOR</b>	-	-	-	-	-	
051700100100	MINISTRY OF EDUCATION	636,887,470.00	20,000,000.00	57,616,520.00	34,826,212.00	480,061,769.50	75.38%
051700300100	STATE UNIVERSAL BASIC EDUCATION BOARD	90,000,000.00	-	-	2,160,000.00	69,952,000.00	77.72%
051700800100	OSUN STATE LIBRARY BOARD	670,000.00	-	-	-	400,000.00	59.70%
051701000100	OSUN STATE MASS EDUCATION AGENCY	4,565,450.00	-	-	-	1,000,000.00	21.90%
051702600100	OSUN CENTRAL EDUCATIONAL DISTRICT ILA ORANGUN (DISTRICT OFFICE)	60,929,370.00	-	-	-	6,601,500.00	10.83%
051702700100	OSUN EAST EDUCATIONAL DISTRICT OFFICE, ILE - IFE (DISTRICT OFFICE)	80,356,250.00	-	-	-	5,799,000.00	7.22%
051702800100	OSUN WEST EDUCATIONAL DISTRICT OFFICE, IKIRE (DISTRICT OFFICE)	58,428,430.00	-	-	-	6,079,500.00	10.41%
051705100100	TEACHERS' ESTABLISHMENT AND PENSIONS OFFICE, OSOGBO	4,674,000.00	-	-	-	2,340,000.00	50.06%
051705300100	BOARD FOR TECHNICAL AND VOCATIONAL EDUCATION	20,000,000.00	800,000.00	-	-	4,428,000.00	22.14%
051705600100	OFFICE OF HIGHER EDUCATION, BURSARY & SCHOLARSHIP	10,000,000.00	-	-	-	-	0.00%
051706500100	OSUN EDUCATION QUALITY ASSURANCE AND MORALITY AGENCY	18,008,530.00	600,000.00	-	-	600,000.00	3.33%
	<b>SUB-TOTAL - EDUCATION SECTOR</b>	<b>984,519,500.00</b>	<b>21,400,000.00</b>	<b>57,616,520.00</b>	<b>36,986,212.00</b>	<b>577,261,769.50</b>	<b>58.63%</b>
	<b>ENVIRONMENT SECTOR</b>	-	-	-	-	-	
022205600100	OSUN SIGNAGE, HOARDING AND ADVERTISEMENT AGENCY	30,000,000.00	-	6,100,000.00	-	12,200,000.00	40.67%
053500100100	MINISTRY OF ENVIRONMENT & SANITATION	23,600,000.00	-	2,312,440.00	-	19,917,440.00	84.40%
053500200100	OSUN PARKS AND GARDENS MANAGEMENT AGENCY	5,000,000.00	-	-	-	-	0.00%
053505300100	OSUN STATE WASTE MANAGEMENT AGENCY	43,350,000.00	-	-	-	29,338,065.00	67.68%
023305100100	OFFICE OF FORESTRY, NATURAL & MINERAL RESOURCES	8,000,000.00	-	-	-	-	0.00%
	<b>SUB-TOTAL - ENVIRONMENT SECTOR</b>	<b>109,950,000.00</b>	<b>-</b>	<b>8,412,440.00</b>	<b>-</b>	<b>61,455,505.00</b>	<b>55.89%</b>
	<b>HEALTH SECTOR</b>	-	-	-	-	-	
052100100100	MINISTRY OF HEALTH	245,932,290.00	10,337,480.00	14,500,000.00	10,500,000.00	134,105,280.00	54.53%
052100200100	OSUN STATE HEALTH INSURANCE SCHEME	21,670,000.00	-	-	-	-	0.00%
052110200100	OSUN STATE HOSPITALS MANAGEMENT BOARD	95,000,000.00	8,383,480.00	-	8,132,640.00	58,814,360.00	61.91%
052111600100	PRIMARY HEALTH CARE DEVELOPMENT BOARD	10,000,000.00	-	-	-	10,000,000.00	100.00%
	<b>SUB-TOTAL - HEALTH SECTOR</b>	<b>372,602,290.00</b>	<b>18,720,960.00</b>	<b>14,500,000.00</b>	<b>18,632,640.00</b>	<b>202,919,640.00</b>	<b>54.46%</b>
	<b>INFRASTRUCTURE SECTOR</b>	-	-	-	-	-	
022905300100	OFFICE OF THE TRANSPORTATION	32,156,270.00	-	-	-	24,032,750.00	74.74%
023400100100	MINISTRY OF WORKS & TRANSPORT	148,663,030.00	-	7,000,000.00	28,522,000.00	147,581,549.90	99.27%
023400200100	OFFICE OF THE SURVEYOR - GENERAL	6,000,000.00	-	-	-	770,000.00	12.83%
023400400100	OSUN ROAD MAINTENANCE AGENCY	8,957,900.00	-	-	-	-	0.00%
023405500100	OSUN ASSETS MANAGEMENT AGENCY	12,000,000.00	-	-	-	-	0.00%
025305600100	OSUN STATE CAPITAL TERRITORY DEVELOPMENT AUTHORITY	12,000,000.00	-	-	-	4,000,000.00	33.33%
025305500100	OSUN NEW TOWNS AND GROWTH AREAS DEVELOPMENT AUTHORITY	15,000,000.00	1,500,000.00	-	-	1,500,000.00	10.00%
026000100100	MINISTRY OF LANDS AND PHYSICAL PLANNING	15,000,000.00	-	-	6,000,000.00	13,724,202.88	91.49%
	<b>SUB-TOTAL - INFRASTRUCTURE SECTOR</b>	<b>249,777,200.00</b>	<b>1,500,000.00</b>	<b>7,000,000.00</b>	<b>34,522,000.00</b>	<b>191,608,502.78</b>	<b>76.71%</b>
	<b>SOCIAL DEVELOPMENT AND WELFARE SECTOR</b>	-	-	-	-	-	
012400100100	MINISTRY OF HOME AFFAIRS	186,604,080.00	38,600,000.00	-	10,202,800.00	99,527,382.00	53.34%
051400100100	MINISTRY OF WOMEN & CHILDREN AFFAIRS	97,598,270.00	-	-	10,522,000.00	54,395,000.00	55.73%
053900100100	MINISTRY OF SOCIAL PROTECTION, SPORTS & SPECIAL NEEDS	60,000,000.00	-	-	6,300,000.00	23,654,050.00	39.42%
053905100100	OSUN STATE SPORTS COUNCIL	70,000,000.00	4,000,000.00	-	-	35,500,000.00	50.71%
	<b>SUB-TOTAL - SOCIAL DEVELOPMENT AND WELFARE SECTOR</b>	<b>414,202,350.00</b>	<b>42,600,000.00</b>	<b>-</b>	<b>27,024,800.00</b>	<b>213,076,432.00</b>	<b>51.44%</b>

ADMINISTRATIVE CODE	MDAS	2019 APPROVED ESTIMATES	OCTOBER	NOVEMBER	DECEMBER	TOTAL RECURRENT (JANUARY DECEMBER)	% PERFORMANCE
	<b>SECURITY LAW AND JUSTICE SECTOR</b>	-	-	-	-	-	
031801100100	JUDICIAL SERVICE COMMISSION	60,000,000.00	-	-	2,000,000.00	14,000,000.00	23.33%
032600100100	MINISTRY OF JUSTICE	100,000,000.00	1,000,000.00	1,000,000.00	1,000,000.00	13,435,000.00	13.44%
032605100100	THE JUDICIARY (HIGH COURT OF JUSTICE)	300,000,000.00	-	16,177,000.00	25,000,000.00	288,336,338.09	96.11%
032605200100	CUSTOMARY COURT OF APPEAL	149,213,500.00	19,700,000.00	2,529,000.00	9,700,000.00	80,729,000.00	54.10%
	<b>SUB-TOTAL - SECURITY LAW AND JUSTICE SECTOR</b>	<b>609,213,500.00</b>	<b>20,700,000.00</b>	<b>19,706,000.00</b>	<b>37,700,000.00</b>	<b>396,500,338.09</b>	<b>65.08%</b>
	<b>INFORMATION AND COMMUNICATION SECTOR</b>	-	-	-	-	-	
012300100100	MINISTRY OF INFORMATION & CIVIC ORIENTATION	6,000,000.00	-	1,654,000.00	1,500,000.00	4,154,000.00	69.23%
	<b>SUB-TOTAL - INFORMATION AND COMMUNICATION SECTOR</b>	<b>6,000,000.00</b>	<b>-</b>	<b>1,654,000.00</b>	<b>1,500,000.00</b>	<b>4,154,000.00</b>	<b>69.23%</b>
	<b>WATER AND SANITATION SECTOR</b>	-	-	-	-	-	
025200100100	OFFICE OF WATER RESOURCES, RURAL AND COMMUNITY AFFAIRS	6,555,070.00	-	-	-	-	0.00%
025210300100	RURAL WATER & ENVIRONMENTAL SANITATION AGENCY	2,400,000.00	-	-	-	-	0.00%
	<b>SUB-TOTAL - WATER AND SANITATION SECTOR</b>	<b>8,955,070.00</b>	<b>-</b>	<b>-</b>	<b>-</b>	<b>-</b>	<b>0.00%</b>
	<b>FINANCE &amp; REVENUE MOBILIZATION SECTOR</b>	-	-	-	-	-	
022000100100	MINISTRY OF FINANCE	4,287,900,480.00	221,734,409.91	219,568,056.70	233,051,104.50	4,178,663,933.83	97.45%
022000200100	DEBT MANAGEMENT OFFICE	123,039,000.00	-	-	-	-	0.00%
022000700100	OFFICE OF THE ACCOUNTANT - GENERAL	66,507,590.00	2,555,000.00	1,200,000.00	1,870,000.00	26,142,658.98	39.31%
022000800100	OSUN STATE INTERNAL REVENUE SERVICE	180,000,000.00	5,111,642.75	18,397,798.89	15,000,000.00	179,056,362.40	99.48%
	<b>SUB-TOTAL - FINANCE &amp; REVENUE MOBILIZATION SECTOR</b>	<b>4,657,447,070.00</b>	<b>229,401,052.66</b>	<b>239,165,855.59</b>	<b>249,921,104.50</b>	<b>4,383,862,955.21</b>	<b>94.13%</b>
	<b>TOTAL RECURRENT EXPENDITURE ON DISBURSABLE IGR</b>	<b>14,054,167,470.00</b>	<b>633,153,262.66</b>	<b>911,623,286.39</b>	<b>761,964,184.26</b>	<b>11,736,647,315.73</b>	<b>83.51%</b>

**RECURRENT EXPENDITURE FROM RETAINABLE IGR (CORPORATIONS, PARASTATALS AND INSTITUTIONS: (INSTITUTIONS, PARASTATALS AND CORPORATIONS))**

021510200100	OSUN STATE AGRICULTURAL DEVELOPMENT PROGRAMME	5,500,000.00	-	-	-	-	0.00%
021510300100	OSUN STATE AGRICULTURAL DEVELOPMENT CORPORATION	9,544,180.00	-	-	-	733,927.58	7.69%
51701800100	OSUN STATE COLLEGE OF TECHNOLOGY, ESA-OKE	530,499,500.00	141,591,862.16	125,079,649.01	52,085,599.95	513,480,812.95	96.79%
051701900100	OSUN STATE POLYTECHNIC, IREE	577,685,000.00	179,818,938.96	79,745,380.00	72,501,700.00	478,744,169.43	82.87%
051702000100	OSUN STATE COLLEGE OF EDUCATION, ILESA	196,161,250.00	9,423,786.46	15,829,040.90	-	186,541,544.09	95.10%
051702100100	OSUN STATE COLLEGE OF EDUCATION, ILA-ORANGUN	78,500,000.00	-	-	-	60,260,046.85	76.76%
051702200100	OSUN STATE UNIVERSITY, OSOGBO	700,000,000.00	75,322,679.35	55,495,720.13	-	490,790,314.06	70.11%
051702101100	LADOKE AKINTOLA UNIVERSITY OF TECHNOLOGY, OGBOMOSO	-	-	-	-	-	
052102600100	LAUTECH TEACHING HOSPITAL, OSOGBO	40,109,750.00	-	-	-	39,697,931.99	98.97%
025305300100	OSUN STATE PROPERTY DEVELOPMENT CORPORATION	29,395,840.00	-	-	-	24,142,559.86	82.13%
012300300100	OSUN STATE BROADCASTING CORPORATION	105,920,660.00	-	-	-	58,856,272.89	55.57%
025210200100	OSUN STATE WATER CORPORATION	60,054,260.00	6,380,348.76	3,618,134.00	3,960,205.27	50,045,821.06	83.33%
	<b>TOTAL RECURRENT EXPENDITURE ON RETAINABLE IGR</b>	<b>2,333,370,440.00</b>	<b>412,537,615.69</b>	<b>279,767,924.04</b>	<b>128,547,505.22</b>	<b>1,903,293,400.76</b>	<b>81.57%</b>
	<b>TOTAL RECURRENT EXPENDITURE</b>	<b>16,387,537,910.00</b>	<b>1,045,690,878.35</b>	<b>1,191,391,210.43</b>	<b>890,511,689.48</b>	<b>13,639,940,716.49</b>	<b>83.23%</b>




Permanent Secretary  
MINISTRY OF ECONOMIC PLANNING  
BUDGET  
State of Osun, Orogbo  
Date 28th Jan 2020


STATE GOVERNMENT OF OSUN  
DETAILS OF CAPITAL EXPENDITURE BUDGET PERFORMANCE REPORT FOR THE FOURTH QUARTER, 2019

**CAPITAL EXPENDITURE**  
**CAPITAL EXPENDITURE ON DISBURSABLE IGR**

ADMINISTRATIVE CODE	MDAS	2019 APPROVED ESTIMATES	OCTOBER	NOVEMBER	DECEMBER	TOTAL CAPITAL EXPENDITURE (JANUARY - DECEMBER)	% PERFORMANCE
	<b>GOVERNANCE AND ADMINISTRATION SECTOR</b>						
011100100100	OFFICE OF THE GOVERNOR	4,262,329,650.00	70,000,000.00	11,157,159.38	4,570,000.00	1,659,608,354.46	38.94%
011101000100	PUBLIC PROCUREMENT AGENCY	15,000,000.00	-	-	-	-	0.00%
011101900100	MINISTRY OF SPECIAL DUTIES	15,000,000.00	-	-	-	-	0.00%
011103500100	BUREAU OF PUBLIC SERVICE PENSION	1,500,000.00	-	-	-	-	0.00%
011200300100	OSUN STATE HOUSE OF ASSEMBLY	370,526,650.00	-	-	-	67,500,000.00	18.22%
011200400100	OSUN STATE HOUSE OF ASSEMBLY SERVICE COMMISSION	63,200,000.00	-	-	-	-	0.00%
012500500100	MINISTRY OF HUMAN RESOURCES & CAPACITY BUILDING	9,209,140.00	-	-	-	-	0.00%
014000100100	OFFICE OF THE AUDITOR GENERAL ( STATE )	3,000,000.00	-	-	-	-	0.00%
014000200100	OFFICE OF THE AUDITOR GENERAL (LOCAL GOVERNMENTS)	5,000,000.00	-	-	-	-	0.00%
014700100100	CIVIL SERVICE COMMISSION	5,000,000.00	-	-	-	-	0.00%
014700200100	LOCAL GOVERNMENTS SERVICE COMMISSION	5,000,000.00	-	-	-	-	0.00%
014800100100	OSUN STATE INDEPENDENT ELECTORAL COMMISSION	1,400,000.00	-	-	-	-	0.00%
022800100100	MINISTRY OF INNOVATION, SCIENCE AND TECHNOLOGY	25,000,000.00	-	-	-	23,999,999.98	96.00%
045102100100	MINISTRY OF REGIONAL INTEGRATION & SPECIAL DUTIES	13,121,470.00	-	-	10,000,000.00	10,000,000.00	76.21%
055100100100	MINISTRY OF LOCAL GOVERNMENTS AND CHIEFTAINCY AFFAIRS	20,000,000.00	-	-	-	-	0.00%
	<b>SUB-TOTAL - GOVERNANCE AND ADMINISTRATION SECTOR</b>	<b>4,814,286,910.00</b>	<b>70,000,000.00</b>	<b>11,157,159.38</b>	<b>14,570,000.00</b>	<b>1,761,108,354.44</b>	<b>36.58%</b>
	<b>AGRICULTURE SECTOR</b>					-	
021500100100	MINISTRY OF AGRICULTURE, FOOD SECURITY	2,023,935,000.00	-	-	4,022,000.00	4,022,000.00	0.20%
021501400100	OSUN PRODUCE BOARD	158,000,000.00	-	-	-	-	0.00%
	<b>SUB-TOTAL - AGRICULTURE SECTOR</b>	<b>2,181,935,000.00</b>	-	-	<b>4,022,000.00</b>	<b>4,022,000.00</b>	<b>0.18%</b>
	<b>ECONOMIC PLANNING AND BUDGET SECTOR</b>					-	
022000300100	MINISTRY OF ECONOMIC PLANNING & BUDGET	3,115,086,450.00	-	-	-	352,811,033.35	11.33%
023800400100	STATE BUREAU OF STATISTICS	87,000,000.00	-	-	-	-	0.00%
	<b>SUB-TOTAL - PLANNING AND BUDGET SECTOR</b>	<b>3,202,086,450.00</b>	-	-	-	<b>352,811,033.35</b>	<b>11.02%</b>
	<b>COMMERCE AND INDUSTRY SECTOR</b>					-	
011100800100	OFFICE OF ENTERPRISE AND WEALTH CREATION	2,428,400.00	-	-	-	-	0.00%
022200100100	MINISTRY OF INDUSTRY, COMMERCE & COOPERATIVES	137,994,500.00	-	-	-	-	0.00%
022205100100	OSUN MICRO CREDIT AGENCY	8,624,700.00	-	-	-	2,200,000.00	25.51%
023600100100	MINISTRY OF CULTURE & TOURISM	501,232,100.00	-	-	-	-	0.00%
023600400100	OSUN STATE COUNCIL FOR ARTS AND CULTURE	410,700.00	-	-	-	-	0.00%
023605200100	OSUN STATE TOURISM BOARD	47,230,270.00	-	-	-	4,000,000.00	8.47%
051300100100	MINISTRY OF EMPOWERMENT AND YOUTH ENGAGEMENT	4,928,400.00	-	-	-	-	0.00%
	<b>SUB-TOTAL - COMMERCE AND INDUSTRY SECTOR</b>	<b>702,849,070.00</b>	-	-	-	<b>6,200,000.00</b>	<b>0.88%</b>

ADMINISTRATIVE CODE	<div>              Permanent Secretary            MINISTRY OF ECONOMIC PLANNING,            BUDGET &amp; DEVELOPMENT            State of Osun, Osogbo            Date: 28th Jan 2020         </div> MDAS	2019 APPROVED ESTIMATES	OCTOBER	NOVEMBER	DECEMBER	TOTAL CAPITAL EXPENDITURE (JANUARY - DECEMBER)	% PERFORMANCE
	<b>EDUCATION SECTOR</b>					-	
051700100100	MINISTRY OF EDUCATION	2,700,000,000.00	-	-	-	30,000,000.00	1.11%
051700300100	STATE UNIVERSAL BASIC EDUCATION BOARD	3,116,154,280.00	-	-	-	1,644,421,109.46	52.77%
051700800100	OSUN STATE LIBRARY BOARD	20,000,000.00	-	-	-	-	0.00%
051701000100	OSUN STATE MASS EDUCATION AGENCY	12,000,000.00	-	-	-	-	0.00%
051702600100	OSUN CENTRAL EDUCATIONAL DISTRICT ILA ORANGUN (DISTRICT	24,999,160.00	-	-	-	-	0.00%
051702700100	OSUN EAST EDUCATIONAL DISTRICT OFFICE, ILE - IFE (DISTRICT O	20,000,000.00	-	-	-	-	0.00%
051702800100	OSUN WEST EDUCATIONAL DISTRICT OFFICE, IKIRE (DISTRICT OFF	12,500,000.00	-	-	-	-	0.00%
051705100100	TEACHERS' ESTABLISHMENT AND PENSIONS OFFICE, OSOGBO	39,496,570.00	-	-	-	-	0.00%
051705300100	BOARD FOR TECHNICAL AND VOCATIONAL EDUCATION	1,200,000,000.00	-	-	-	-	0.00%
051705600100	OFFICE OF HIGHER EDUCATION, BURSARY & SCHOLARSHIP	30,000,000.00	-	-	-	-	0.00%
051706500100	OSUN EDUCATION QUALITY ASSURANCE AND MORALITY AGENCY	242,000,000.00	-	-	-	-	0.00%
	<b>SUB-TOTAL - EDUCATION SECTOR</b>	<b>7,417,150,010.00</b>	-	-	-	<b>1,674,421,109.46</b>	<b>22.57%</b>
	<b>ENVIRONMENT SECTOR</b>					-	
022205600100	OSUN SIGNAGE, HOARDING AND ADVERTISEMENT AGENCY	35,000,000.00	-	-	-	-	0.00%
053500100100	MINISTRY OF ENVIRONMENT & SANITATION	852,246,590.00	-	-	-	20,000,000.00	2.35%
053500200100	OSUN PARKS AND GARDENS MANAGEMENT AGENCY	55,682,930.00	-	-	4,500,000.00	18,000,000.00	32.33%
053505300100	OSUN STATE WASTE MANAGEMENT AGENCY	124,247,220.00	7,656,800.00	11,778,800.00	-	19,435,600.00	15.64%
023305100100	OFFICE OF FORESTRY, NATURAL & MINERAL RESOURCES	500,000,000.00	-	-	49,866,650.00	152,917,447.50	30.58%
	<b>SUB-TOTAL - ENVIRONMENT SECTOR</b>	<b>1,567,176,740.00</b>	<b>7,656,800.00</b>	<b>11,778,800.00</b>	<b>54,366,650.00</b>	<b>210,353,047.50</b>	<b>13.42%</b>
	<b>HEALTH SECTOR</b>					-	
052100100100	MINISTRY OF HEALTH	441,028,600.00	-	-	-	-	0.00%
052100200100	OSUN STATE HEALTH INSURANCE SCHEME	1,227,338,800.00	-	-	-	-	0.00%
052110200100	OSUN STATE HOSPITALS MANAGEMENT BOARD	253,694,450.00	-	-	-	-	0.00%
052111600100	PRIMARY HEALTH CARE DEVELOPMENT BOARD	4,901,000,000.00	-	-	-	3,670,829,632.50	74.90%
	<b>SUB-TOTAL - HEALTH SECTOR</b>	<b>6,823,061,850.00</b>	-	-	-	<b>3,670,829,632.50</b>	<b>53.80%</b>
	<b>INFRASTRUCTURE SECTOR</b>					-	
022905300100	OFFICE OF THE TRANSPORTATION	158,095,400.00	-	-	23,083,000.00	23,083,000.00	14.60%
023400100100	MINISTRY OF WORKS & TRANSPORT	20,506,689,300.00	590,075,250.00	803,455,166.86	361,000,000.00	9,668,949,493.20	47.15%
023400200100	OFFICE OF THE SURVEYOR - GENERAL	127,739,060.00	-	-	-	-	0.00%
023400400100	OSUN ROAD MAINTENANCE AGENCY	871,712,300.00	-	-	-	20,000,000.00	2.29%
023405500100	OSUN ASSETS MANAGEMENT AGENCY	217,528,030.00	-	-	-	-	0.00%
025305600100	OSUN STATE CAPITAL TERRITORY DEVELOPMENT AUTHORITY	40,263,400.00	-	-	-	-	0.00%
026000100100	MINISTRY OF LANDS AND PHYSICAL PLANNING	530,955,500.00	-	-	-	4,925,679.00	0.93%
	<b>SUB-TOTAL - INFRASTRUCTURE SECTOR</b>	<b>22,452,982,990.00</b>	<b>590,075,250.00</b>	<b>803,455,166.86</b>	<b>384,083,000.00</b>	<b>9,716,958,172.20</b>	<b>43.28%</b>
	<b>SOCIAL DEVELOPMENT AND WELFARE SECTOR</b>					-	
012400100100	MINISTRY OF HOME AFFAIRS	500,000,000.00	-	-	-	-	0.00%
051400100100	MINISTRY OF WOMEN & CHILDREN AFFAIRS	108,750,860.00	-	-	-	-	0.00%
053900100100	MINISTRY OF SOCIAL PROTECTION, SPORTS & SPECIAL NEEDS	39,772,800.00	-	-	-	-	0.00%
053905100100	OSUN STATE SPORTS COUNCIL	47,296,800.00	-	-	-	-	0.00%



ADMINISTRATIVE CODE	<div>              Permanent Secretary            MINISTRY OF ECONOMIC PLANNING,            BUDGET &amp; DEVELOPMENT            State of Osun, Osogbo            Date: 28th Jan 2020         </div> MDAS	2019 APPROVED ESTIMATES	OCTOBER	NOVEMBER	DECEMBER	TOTAL CAPITAL EXPENDITURE (JANUARY - DECEMBER)	% PERFORMANCE
	<b>SUB-TOTAL - SOCIAL DEVELOPMENT AND WELFARE SECTOR</b>	<b>695,820,460.00</b>	-	-	-	-	<b>0.00%</b>
	<b>SECURITY LAW AND JUSTICE SECTOR</b>					-	
031801100100	JUDICIAL SERVICE COMMISSION	113,841,660.00	-	-	-	-	0.00%
032600100100	MINISTRY OF JUSTICE	76,623,320.00	-	-	-	-	0.00%
032605100100	THE JUDICIARY (HIGH COURT OF JUSTICE)	150,000,000.00	-	-	-	-	0.00%
032605200100	CUSTOMARY COURT OF APPEAL	142,050,150.00	-	-	-	-	0.00%
	<b>SUB-TOTAL - SECURITY LAW AND JUSTICE SECTOR</b>	<b>482,515,130.00</b>	-	-	-	-	<b>0.00%</b>
	<b>INFORMATION AND COMMUNICATION SECTOR</b>					-	
012300100100	MINISTRY OF INFORMATION & CIVIC ORIENTATION	109,000,000.00	-	-	-	-	0.00%
	<b>SUB-TOTAL - INFORMATION AND COMMUNICATION SECTOR</b>	<b>109,000,000.00</b>	-	-	-	-	<b>0.00%</b>
	<b>WATER AND SANITATION SECTOR</b>					-	
025200100100	OFFICE OF WATER RESOURCES, RURAL AND COMMUNITY AFFAIRS	302,665,350.00	-	-	-	201,754,286.76	66.66%
025210300100	RURAL WATER & ENVIRONMENTAL SANITATION AGENCY	147,624,130.00	-	-	-	124,104,834.23	84.07%
	<b>SUB-TOTAL - WATER AND SANITATION SECTOR</b>	<b>450,289,480.00</b>	-	-	-	<b>325,859,120.99</b>	<b>72.37%</b>
	<b>FINANCE &amp; REVENUE MOBILIZATION SECTOR</b>	-	-	-	-	-	
022000100100	MINISTRY OF FINANCE	5,055,250,000.00	-	13,670,578.91	-	566,281,392.69	11.20%
022000200100	DEBT MANAGEMENT OFFICE	32,027,563,000.00	1,937,926,186.95	1,937,926,186.95	1,937,926,186.95	26,778,711,678.71	83.61%
022000700100	OFFICE OF THE ACCOUNTANT - GENERAL	10,500,000.00	-	-	-	-	0.00%
022000800100	OSUN STATE INTERNAL REVENUE SERVICE	129,668,060.00	-	-	-	-	0.00%
	<b>SUB-TOTAL - FINANCE &amp; REVENUE MOBILIZATION SECTOR</b>	<b>37,222,981,060.00</b>	<b>1,937,926,186.95</b>	<b>1,951,596,765.86</b>	<b>1,937,926,186.95</b>	<b>27,344,993,071.40</b>	<b>73.46%</b>
	<b>TOTAL CAPITAL EXPENDITURE ON DISBURSABLE IGR (A)</b>	<b>88,122,135,150.00</b>	<b>2,605,658,236.95</b>	<b>2,777,987,892.10</b>	<b>2,394,967,836.95</b>	<b>45,067,555,541.84</b>	<b>51.14%</b>

**CAPITAL EXPENDITURE ON RETAINABLE IGR (CORPORATIONS, PARASTATALS AND INSTITUTIONS: (INSTITUTIONS, PARASTATALS AND CORPORATIONS))**

021510200100	OSUN STATE AGRICULTURAL DEVELOPMENT PROGRAMME	362,806,000.00	-	-	-	76,511,722.00	21.09%
021510300100	OSUN STATE AGRICULTURAL DEVELOPMENT CORPORATION	599,000,000.00	-	-	-	-	0.00%
051701800100	OSUN STATE COLLEGE OF TECHNOLOGY, ESA-OKE	424,885,500.00	130,952,767.37	2,423,100.00	143,465,712.78	419,655,506.66	98.77%
051701900100	OSUN STATE POLYTECHNIC, IREE	1,650,814,300.00	289,996,017.24	37,680,996.00	23,835,646.72	953,641,244.28	57.77%
051702000100	OSUN STATE COLLEGE OF EDUCATION, ILESA	159,920,000.00	3,340,170.85	3,138,675.00	-	156,349,734.23	97.77%
051702100100	OSUN STATE COLLEGE OF EDUCATION, ILA-ORANGUN	135,431,990.00	-	-	-	82,189,880.00	60.69%
051702200100	OSUN STATE UNIVERSITY, OSOGBO	683,000,000.00	219,934,439.43	14,324,431.65	-	670,630,571.29	98.19%
052102600100	LAUTECH TEACHING HOSPITAL, OSOGBO	217,000,000.00	-	-	-	49,255,869.79	22.70%
025305300100	OSUN STATE PROPERTY DEVELOPMENT CORPORATION	86,095,400.00	-	-	-	10,065,200.00	11.69%
012300300100	OSUN STATE BROADCASTING CORPORATION	57,000,000.00	-	-	-	4,124,500.00	7.24%
025210200100	OSUN STATE WATER CORPORATION	588,125,710.00	8,351,867.72	50,883,713.12	-	361,776,525.21	61.51%
	<b>TOTAL CAPITAL EXPENDITURE ON RETAINABLE IGR (B)</b>	<b>4,964,078,900.00</b>	<b>652,575,262.61</b>	<b>108,450,915.77</b>	<b>167,301,359.50</b>	<b>2,784,200,753.46</b>	<b>56.09%</b>
	<b>TOTAL CAPITAL EXPENDITURE C=A+B</b>	<b>93,086,214,050.00</b>	<b>3,258,233,499.56</b>	<b>2,886,438,807.87</b>	<b>2,562,269,196.45</b>	<b>47,851,756,295.30</b>	<b>51.41%</b>