




**STATE GOVERNMENT OF OSUN  
MINISTRY OF ECONOMIC PLANNING AND BUDGET**

**SUMMARY OF BUDGET PERFORMANCE REPORT FOR FIRST QUARTER, 2020**


|          | DESCRIPTION                               | APPROVED ESTIMATES 2020   | PRO-RATA ESTIMATES FIRST QUARTER - JANUARY TO MARCH, 2020 | ACTUAL JANUARY TO MARCH (FIRST QUARTER) 2020 | PERCENTAGE ON TOTAL | PERCENTAGE OF PERFORMANCE | VARIANCE                  | BALANCE                  |
|----------|---|---------------------------|---|--|---------------------|---------------------------|---------------------------|--------------------------|
|          |   | A                         | B   | C  | D                   | E                         | F = B - C                 | G = A - C                |
|          |   | ₦                         | ₦   | ₦  | %                   | %                         | ₦                         | ₦                        |
|          | <b>REVENUE</b>                            |                           |   |  |                     |                           |                           |                          |
| <b>1</b> | <b>REVENUE FROM FAAC:</b>                 |                           |   |  |                     |                           |                           |                          |
| 11010100 | STATUTORY ALLOCATION                      | 39,700,000,000.00         | 9,925,000,000.00  | 8,900,664,455.35                             | 31.09%              | 89.68%                    | (1,024,335,544.65)        | 30,799,335,544.65        |
| 11010200 | VALUE ADDED TAX                           | 13,500,000,000.00         | 3,375,000,000.00  | 3,199,704,357.93                             | 11.18%              | 94.81%                    | (175,295,642.07)          | 10,300,295,642.07        |
| 11010300 | EXCESS CRUDE OIL                          | 75,000,000.00             | 18,750,000.00   | -  | 0.00%               | 0.00%                     | (18,750,000.00)           | 75,000,000.00            |
| 11010400 | OTHER REVENUE FROM FAAC                   | 1,500,000,000.00          | 375,000,000.00  | 106,160,472.48                               | 0.37%               | 28.31%                    | (268,839,527.52)          | 1,393,839,527.52         |
|          | <b>INDEPENDENT REVENUE:</b>               |                           | -   |  |                     |                           |                           |                          |
| 12000000 | DISBURSEABLE INTERNALLY GENERATED REVENUE | 24,000,000,000.00         | 6,000,000,000.00  | 4,689,682,824.32                             | 16.38%              | 78.16%                    | (1,310,317,175.68)        | 19,310,317,175.68        |
| 12000000 | RETAINABLE INTERNALLY GENERATED REVENUE   | 6,828,758,440.00          | 1,707,189,610.00  | 2,586,041,839.14                             | 9.03%               | 151.48%                   | 878,852,229.14            | 4,242,716,600.86         |
|          | <b>CAPITAL RECEIPTS:</b>                  |                           | -   |  |                     |                           |                           |                          |
| 13000000 | DOMESTIC AIDS AND GRANTS                  | 14,229,452,970.00         | 3,557,363,242.50  | 2,040,996,628.08                             | 7.13%               | 57.37%                    | (1,516,366,614.42)        | 12,188,456,341.92        |
| 40000000 | BORROWINGS                                | 13,660,906,610.00         | 3,415,226,652.50  | 3,381,699,918.26                             | 11.81%              | 99.02%                    | (33,526,734.24)           | 10,279,206,691.74        |
|          | OPENING BALANCE                           | -                         | -   | 3,646,643,787.11                             | 12.74%              |                           | 3,646,643,787.11          | (3,646,643,787.11)       |
|          | <b>TOTAL INFLOW</b>                       | <b>119,550,401,040.00</b> | <b>29,887,600,260.00</b>                                  | <b>28,631,949,262.74</b>                     | <b>100.00%</b>      | <b>95.80%</b>             | <b>(1,255,650,997.26)</b> | <b>90,918,451,777.26</b> |
|          | <b>EXPENDITURE</b>                        |                           |   |  |                     |                           |                           |                          |
| 21000000 | PERSONNEL EXPENDITURE                     | 36,465,191,230.00         | 9,116,297,807.50  | 6,298,750,476.11                             | 26.84%              | 69.09%                    | 2,817,547,331.39          | 30,166,440,753.89        |
| 22000000 | OTHER RECURRENT                           | 21,204,514,850.00         | 5,301,128,712.50  | 3,355,661,792.34                             | 14.30%              | 63.30%                    | 1,945,466,920.16          | 17,848,853,057.66        |
| 30000000 | CAPITAL                                   | 61,880,694,960.00         | 15,470,173,740.00   | 13,810,223,194.20                            | 58.86%              | 89.27%                    | 1,659,950,545.80          | 48,070,471,765.80        |
|          | <b>TOTAL OUTFLOW</b>                      | <b>119,550,401,040.00</b> | <b>29,887,600,260.00</b>                                  | <b>23,464,635,462.65</b>                     | <b>100.00%</b>      | <b>78.51%</b>             | <b>6,422,964,797.35</b>   | <b>96,085,765,577.35</b> |

  
 Permanent Secretary  
 MINISTRY OF ECONOMIC PLANNING,  
 BUDGET & DEVELOPMENT  
 State of Osun, Osogbo  
 Date: 21/04/2020



**STATE GOVERNMENT OF OSUN  
MINISTRY OF ECONOMIC PLANNING AND BUDGET  
REVENUE PERFORMANCE BY MDAs FOR THE FIRST QUARTER, 2020  
REVENUE / CAPITAL RECEIPTS  
DISBURSEABLE INTERNALLY GENERATED REVENUE**


| ADMINISTRATIVE CODE | MDAS  | 2020 APPROVED ESTIMATES | PRO-RATA ESTIMATES    | JANUARY              | FEBRUARY             | MARCH               | TOTAL REVENUE: JANUARY TO MARCH, 2020 | PERCENT AGE OF PERFORMANCE | VARIANCE                | BALANCE               |
|---------------------|---|-------------------------|-----------------------|----------------------|----------------------|---------------------|---------------------------------------|----------------------------|-------------------------|-----------------------|
|                     |   | A                       | B                     |                      |                      |                     | C                                     | D                          | F = C - B               | G = A - C             |
|                     | <b>GOVERNANCE AND ADMINISTRATION SECTOR</b>             |                         |                       |                      |                      |                     |                                       |                            |                         |                       |
| 011100100100        | OFFICE OF THE GOVERNOR                                  | 100,000,000.00          | 25,000,000.00         | 2,232,500.00         | 1,624,000.00         | 250,000.00          | 4,106,500.00                          | 16.43%                     | (20,893,500.00)         | 95,893,500.00         |
| 011101000100        | PUBLIC PROCUREMENT AGENCY                               | 8,000,000.00            | 2,000,000.00          | 60,000.00            | 57,500.00            | 40,000.00           | 157,500.00                            | 7.88%                      | (1,842,500.00)          | 7,842,500.00          |
| 011101900100        | MINISTRY OF SPECIAL DUTIES                              | 1,000,000.00            | 250,000.00            | -                    | -                    | -                   | -                                     | 0.00%                      | (250,000.00)            | 1,000,000.00          |
| 011103500100        | BUREAU OF PUBLIC SERVICE PENSION                        | 10,000,000.00           | 2,500,000.00          | 642,000.00           | 586,210.00           | 693,600.00          | 1,921,810.00                          | 76.87%                     | (578,190.00)            | 8,078,190.00          |
| 011200300100        | OSUN STATE HOUSE OF ASSEMBLY                            | 2,200,000.00            | 550,000.00            | -                    | -                    | -                   | -                                     | 0.00%                      | (550,000.00)            | 2,200,000.00          |
| 011200400100        | OSUN STATE HOUSE OF ASSEMBLY SERVICE COMMISSION         | 250,000.00              | 62,500.00             | -                    | -                    | -                   | -                                     | 0.00%                      | (62,500.00)             | 250,000.00            |
| 014000100100        | OFFICE OF THE AUDITOR GENERAL ( STATE )                 | 2,000,000.00            | 500,000.00            | -                    | 258,000.00           | -                   | 258,000.00                            | 51.60%                     | (242,000.00)            | 1,742,000.00          |
| 014000200100        | OFFICE OF THE AUDITOR GENERAL (LOCAL GOVERNMENTS)       | 435,700,000.00          | 108,925,000.00        | -                    | 360,000.00           | -                   | 360,000.00                            | 0.33%                      | (108,565,000.00)        | 435,340,000.00        |
| 012500500100        | MINISTRY OF HUMAN RESOURCES AND CAPACITY BUILDING       | 5,200,000.00            | 1,300,000.00          | 201,000.00           | -                    | -                   | 201,000.00                            | 15.46%                     | (1,099,000.00)          | 4,999,000.00          |
| 014700100100        | CIVIL SERVICE COMMISSION                                | 5,000,000.00            | 1,250,000.00          | 42,000.00            | 44,000.00            | 46,000.00           | 132,000.00                            | 10.56%                     | (1,118,000.00)          | 4,868,000.00          |
| 014700200100        | LOCAL GOVERNMENTS SERVICE COMMISSION                    | 7,936,500.00            | 1,984,125.00          | 165,000.00           | 231,500.00           | 297,000.00          | 693,500.00                            | 34.95%                     | (1,290,625.00)          | 7,243,000.00          |
| 014800100100        | OSUN STATE INDEPENDENT ELECTORAL COMMISSION             | 10,000,000.00           | 2,500,000.00          | -                    | -                    | -                   | -                                     | 0.00%                      | (2,500,000.00)          | 10,000,000.00         |
| 022800100100        | MINISTRY OF INNOVATION, SCIENCE AND TECHNOLOGY          | 20,000,000.00           | 5,000,000.00          | 16,500.00            | 5,000.00             | -                   | 21,500.00                             | 0.43%                      | (4,978,500.00)          | 19,978,500.00         |
| 045102100100        | MINISTRY OF REGIONAL INTEGRATION & SPECIAL DUTIES       | 500,000.00              | 125,000.00            | -                    | -                    | -                   | -                                     | 0.00%                      | (125,000.00)            | 500,000.00            |
| 055100100100        | MINISTRY OF LOCAL GOVERNMENTS AND CHIEFTAINCY AFFAIRS   | 50,000,000.00           | 12,500,000.00         | 1,058,000.00         | 241,000.00           | 668,000.00          | 1,967,000.00                          | 15.74%                     | (10,533,000.00)         | 48,033,000.00         |
|                     | <b>SUB-TOTAL - GOVERNANCE AND ADMINISTRATION SECTOR</b> | <b>657,786,500.00</b>   | <b>164,446,625.00</b> | <b>4,417,000.00</b>  | <b>3,407,210.00</b>  | <b>1,994,600.00</b> | <b>9,818,810.00</b>                   | <b>5.97%</b>               | <b>(154,627,815.00)</b> | <b>647,967,690.00</b> |
|                     | <b>AGRICULTURE SECTOR</b>                               |                         |                       |                      |                      |                     |                                       |                            |                         |                       |
| 021500100100        | MINISTRY OF AGRICULTURE, FOOD SECURITY                  | 265,000,000.00          | 66,250,000.00         | 4,837,920.00         | 4,917,600.00         | 3,155,700.04        | 12,911,220.04                         | 19.49%                     | (53,338,779.96)         | 252,088,779.96        |
| 021501400100        | OSUN PRODUCE BOARD                                      | 250,000,000.00          | 62,500,000.00         | 18,562,500.00        | 15,321,500.00        | 6,203,000.00        | 40,087,000.00                         | 64.14%                     | (22,413,000.00)         | 209,913,000.00        |
|                     | <b>SUB-TOTAL - AGRICULTURE SECTOR</b>                   | <b>515,000,000.00</b>   | <b>128,750,000.00</b> | <b>23,400,420.00</b> | <b>20,239,100.00</b> | <b>9,358,700.04</b> | <b>52,998,220.04</b>                  | <b>41.16%</b>              | <b>(75,751,779.96)</b>  | <b>462,001,779.96</b> |
|                     | <b>PLANNING AND BUDGET SECTOR</b>                       |                         |                       |                      |                      |                     |                                       |                            |                         |                       |
| 022000300100        | MINISTRY OF ECONOMIC PLANNING & BUDGET                  | 150,000.00              | 37,500.00             | -                    | -                    | -                   | -                                     | 0.00%                      | (37,500.00)             | 150,000.00            |
| 023800400100        | STATE BUREAU OF STATISTICS                              | 200,000.00              | 50,000.00             | -                    | -                    | -                   | -                                     | 0.00%                      | (50,000.00)             | 200,000.00            |
|                     | <b>SUB-TOTAL - PLANNING AND BUDGET SECTOR</b>           | <b>350,000.00</b>       | <b>87,500.00</b>      | <b>-</b>             | <b>-</b>             | <b>-</b>            | <b>-</b>                              | <b>0.00%</b>               | <b>(87,500.00)</b>      | <b>350,000.00</b>     |
|                     | <b>COMMERCE AND INDUSTRY SECTOR</b>                     |                         |                       |                      |                      |                     |                                       |                            |                         |                       |
| 022200100100        | MINISTRY OF INDUSTRY, COMMERCE & COOPERATIVES           | 200,000,000.00          | 50,000,000.00         | 2,868,150.00         | 3,520,900.00         | 2,202,350.00        | 8,591,400.00                          | 17.18%                     | (41,408,600.00)         | 191,408,600.00        |
| 022205100100        | OSUN MICRO CREDIT AGENCY                                | 20,250,000.00           | 5,062,500.00          | -                    | -                    | -                   | -                                     | 0.00%                      | (5,062,500.00)          | 20,250,000.00         |
| 023600100100        | MINISTRY OF CULTURE & TOURISM                           | 10,000,000.00           | 2,500,000.00          | -                    | -                    | -                   | -                                     | 0.00%                      | (2,500,000.00)          | 10,000,000.00         |
| 023600400100        | OSUN STATE COUNCIL FOR ARTS AND CULTURE                 | 10,000,000.00           | 2,500,000.00          | -                    | -                    | -                   | -                                     | 0.00%                      | (2,500,000.00)          | 10,000,000.00         |
| 023605200100        | OSUN STATE TOURISM BOARD                                | 109,469,000.00          | 27,367,250.00         | 3,730,250.00         | 5,049,000.00         | 1,799,000.00        | 10,578,250.00                         | 38.65%                     | (16,789,000.00)         | 98,890,750.00         |
| 051300100100        | MINISTRY OF EMPOWERMENT AND YOUTH ENGAGEMENT            | 9,450,000.00            | 2,362,500.00          | -                    | -                    | -                   | -                                     | 0.00%                      | (2,362,500.00)          | 9,450,000.00          |
|                     | <b>SUB-TOTAL - COMMERCE AND INDUSTRY SECTOR</b>         | <b>359,169,000.00</b>   | <b>89,792,250.00</b>  | <b>6,598,400.00</b>  | <b>8,569,900.00</b>  | <b>4,001,350.00</b> | <b>19,169,650.00</b>                  | <b>21.35%</b>              | <b>(70,622,600.00)</b>  | <b>339,999,350.00</b> |

  
 Permanent Secretary  
 MINISTRY OF ECONOMIC PLANNING,  
 BUDGET & DEVELOPMENT  
 State of Osun, Osogbo  
 Date: 21/04/2020



**MINISTRY OF ECONOMIC PLANNING AND BUDGET  
REVENUE PERFORMANCE BY MDAs FOR THE FIRST QUARTER, 2020  
REVENUE / CAPITAL RECEIPTS**


|              |  |                         |                         |                      |                      |                      |                       |               |                           |                         |  |
|--------------|--|-------------------------|-------------------------|----------------------|----------------------|----------------------|-----------------------|---------------|---------------------------|-------------------------|--|
|              | <b>EDUCATION SECTOR</b>  |                         |                         |                      |                      |                      |                       |               |                           |                         |  |
| 051700100100 | MINISTRY OF EDUCATION  | 1,060,000,000.00        | 265,000,000.00          | 18,344,648.11        | 25,403,923.27        | 10,028,021.71        | 53,776,593.09         | 20.29%        | (211,223,406.91)          | 1,006,223,406.91        |  |
| 051700300100 | STATE UNIVERSAL BASIC EDUCATION BOARD                              | 104,500,000.00          | 26,125,000.00           | 3,102,579.07         | 1,999,686.40         | 1,537,099.13         | 6,639,364.60          | 25.41%        | (19,485,635.40)           | 97,860,635.40           |  |
| 051700800100 | OSUN STATE LIBRARY BOARD   | 1,000,000.00            | 250,000.00              | 10,500.00            | 28,000.00            | 7,500.00             | 46,000.00             | 18.40%        | (204,000.00)              | 954,000.00              |  |
| 051701000100 | OSUN STATE MASS EDUCATION AGENCY                                   | 12,163,560.00           | 3,040,890.00            | 1,655,000.00         | 1,760,000.00         | 1,010,000.00         | 4,425,000.00          | 145.52%       | 1,384,110.00              | 7,738,560.00            |  |
| 051702600100 | OSUN CENTRAL EDUCATIONAL DISTRICT ILA ORANGUN (DISTRICT OFFICE)    | 50,000.00               | 12,500.00               |                      |                      |                      | -                     | 0.00%         | (12,500.00)               | 50,000.00               |  |
| 051702700100 | OSUN EAST EDUCATIONAL DISTRICT OFFICE, ILE - IFE (DISTRICT OFFICE) | 211,640.00              | 52,910.00               |                      |                      |                      | -                     | 0.00%         | (52,910.00)               | 211,640.00              |  |
| 051702800100 | OSUN WEST EDUCATIONAL DISTRICT OFFICE, IKIRE (DISTRICT OFFICE)     | 375,000.00              | 93,750.00               |                      |                      |                      | -                     | 0.00%         | (93,750.00)               | 375,000.00              |  |
| 051705100100 | TEACHERS' ESTABLISHMENT AND PENSIONS OFFICE, OSOGBO                | 7,000,000.00            | 1,750,000.00            | 488,500.00           | 729,500.00           | 367,000.00           | 1,585,000.00          | 90.57%        | (165,000.00)              | 5,415,000.00            |  |
| 051705300100 | BOARD FOR TECHNICAL AND VOCATIONAL EDUCATION                       | 61,164,290.00           | 15,291,072.50           |                      |                      |                      | -                     | 0.00%         | (15,291,072.50)           | 61,164,290.00           |  |
| 051705600100 | OFFICE OF HIGHER EDUCATION, BURSARY & SCHOLARSHIP                  | 10,000,000.00           | 2,500,000.00            | 20,000.00            | 330,000.00           | 10,000.00            | 360,000.00            | 14.40%        | (2,140,000.00)            | 9,640,000.00            |  |
| 051706500100 | OSUN EDUCATION QUALITY ASSURANCE AND MORALITY AGENCY               | 20,000,000.00           | 5,000,000.00            |                      |                      |                      | -                     | 0.00%         | (5,000,000.00)            | 20,000,000.00           |  |
|              | <b>SUB-TOTAL - EDUCATION SECTOR</b>                                | <b>1,276,464,490.00</b> | <b>319,116,122.50</b>   | <b>23,621,227.18</b> | <b>30,251,109.67</b> | <b>12,959,620.84</b> | <b>66,831,957.69</b>  | <b>20.94%</b> | <b>(252,284,164.81)</b>   | <b>1,209,632,532.31</b> |  |
|              | <b>ENVIRONMENT SECTOR</b>  |                         |                         |                      |                      |                      |                       |               |                           |                         |  |
| 022205600100 | OSUN SIGNAGE, HOARDING AND ADVERTISEMENT AGENCY                    | 54,000,000.00           | 13,500,000.00           | 1,075,510.00         | 1,884,600.00         | 933,001.00           | 3,893,111.00          | 28.84%        | (9,606,889.00)            | 50,106,889.00           |  |
| 053500100100 | MINISTRY OF ENVIRONMENT & SANITATION                               | 444,000,000.00          | 111,000,000.00          | 1,860,000.00         | 1,685,000.00         | 22,114,700.00        | 25,659,700.00         | 23.12%        | (85,340,300.00)           | 418,340,300.00          |  |
| 053500200100 | OSUN PARKS AND GARDENS MANAGEMENT AGENCY                           | 10,000,000.00           | 2,500,000.00            | 75,000.00            | 175,000.00           | -                    | 250,000.00            | 10.00%        | (2,250,000.00)            | 9,750,000.00            |  |
| 053505300100 | OSUN STATE WASTE MANAGEMENT AGENCY                                 | 150,000,000.00          | 37,500,000.00           | 1,605,500.00         | 2,900,000.00         | 708,500.00           | 5,214,000.00          | 13.90%        | (32,286,000.00)           | 144,786,000.00          |  |
| 023305100100 | OFFICE OF FORESTRY, NATURAL & MINERAL RESOURCES                    | 500,000,000.00          | 125,000,000.00          | 23,628,201.00        | 22,871,500.00        | 2,245,400.00         | 48,745,101.00         | 39.00%        | (76,254,899.00)           | 451,254,899.00          |  |
|              | <b>SUB-TOTAL - ENVIRONMENT SECTOR</b>                              | <b>1,158,000,000.00</b> | <b>289,500,000.00</b>   | <b>28,244,211.00</b> | <b>29,516,100.00</b> | <b>26,001,601.00</b> | <b>83,761,912.00</b>  | <b>28.93%</b> | <b>(205,738,088.00)</b>   | <b>1,074,238,088.00</b> |  |
|              | <b>HEALTH SECTOR</b>   |                         |                         |                      |                      |                      |                       |               |                           |                         |  |
| 052100100100 | MINISTRY OF HEALTH   | 200,055,000.00          | 50,013,750.00           | 18,831,375.00        | 16,602,000.00        | 13,654,750.00        | 49,088,125.00         | 98.15%        | (925,625.00)              | 150,966,875.00          |  |
| 052100200100 | OSUN STATE HEALTH INSURANCE SCHEME                                 | 950,711,480.00          | 237,677,870.00          |                      |                      | -                    | -                     | 0.00%         | (237,677,870.00)          | 950,711,480.00          |  |
| 052110200100 | OSUN STATE HOSPITALS MANAGEMENT BOARD                              | 60,000,000.00           | 15,000,000.00           | 5,131,570.00         | 5,691,440.00         | 2,151,611.00         | 12,974,621.00         | 86.50%        | (2,025,379.00)            | 47,025,379.00           |  |
| 052111600100 | PRIMARY HEALTH CARE DEVELOPMENT BOARD                              | 3,600,000.00            | 900,000.00              | 602,500.00           | 55,000.00            | -                    | 657,500.00            | 73.06%        | (242,500.00)              | 2,942,500.00            |  |
|              | <b>SUB-TOTAL - HEALTH SECTOR</b>                                   | <b>1,214,366,480.00</b> | <b>303,591,620.00</b>   | <b>24,565,445.00</b> | <b>22,348,440.00</b> | <b>15,806,361.00</b> | <b>62,720,246.00</b>  | <b>20.66%</b> | <b>(240,871,374.00)</b>   | <b>1,151,646,234.00</b> |  |
|              | <b>INFRASTRUCTURE SECTOR</b>                                       |                         |                         |                      |                      |                      |                       |               |                           |                         |  |
| 022905300100 | OFFICE OF THE TRANSPORTATION                                       | 1,000,000,000.00        | 250,000,000.00          | 13,026,483.00        | 16,253,867.00        | 37,030,654.00        | 66,311,004.00         | 26.52%        | (183,688,996.00)          | 933,688,996.00          |  |
| 023400100100 | MINISTRY OF WORKS & TRANSPORT                                      | 3,000,000,000.00        | 750,000,000.00          | 1,564,500.00         | 1,646,850.00         | 1,096,410.00         | 4,307,760.00          | 0.57%         | (745,692,240.00)          | 2,995,692,240.00        |  |
| 023400200100 | OFFICE OF THE SURVEYOR - GENERAL                                   | 300,000,000.00          | 75,000,000.00           | 1,248,145.00         | 2,070,570.00         | 395,440.00           | 3,714,155.00          | 4.95%         | (71,285,845.00)           | 296,285,845.00          |  |
| 023400400100 | OSUN ROAD MAINTENANCE AGENCY                                       | 3,703,700.00            | 925,925.00              | 25,000.00            |                      | -                    | 25,000.00             | 2.70%         | (900,925.00)              | 3,678,700.00            |  |
| 023405500100 | OSUN ASSETS MANAGEMENT AGENCY                                      | 200,000,000.00          | 50,000,000.00           |                      |                      | -                    | -                     | 0.00%         | (50,000,000.00)           | 200,000,000.00          |  |
| 025305300100 | OSUN STATE PROPERTY DEVELOPMENT CORPORATION                        |                         |                         |                      |                      |                      |                       |               |                           |                         |  |
| 025305600100 | OSUN STATE CAPITAL TERRITORY DEVELOPMENT AUTHORITY                 | 30,000,000.00           | 7,500,000.00            | 2,294,876.00         | 1,844,051.00         | 771,755.00           | 4,910,682.00          | 65.48%        | (2,589,318.00)            | 25,089,318.00           |  |
| 025305500100 | OSUN NEW TOWNS AND GROWTH AREAS DEVELOPMENT AUTHORITY              | 321,500,000.00          | 80,375,000.00           | 2,142,602.09         | 7,480,503.46         | 2,238,842.50         | 11,861,948.05         | 14.76%        | (68,513,051.95)           | 309,638,051.95          |  |
| 026000100100 | MINISTRY OF LANDS AND PHYSICAL PLANNING                            | 1,500,000,000.00        | 375,000,000.00          | 48,522,308.82        | 47,375,679.95        | 34,957,716.00        | 130,855,704.77        | 34.89%        | (244,144,295.23)          | 1,369,144,295.23        |  |
|              | <b>SUB-TOTAL - INFRASTRUCTURE SECTOR</b>                           | <b>6,355,203,700.00</b> | <b>1,588,800,925.00</b> | <b>68,823,914.91</b> | <b>76,671,521.41</b> | <b>76,490,817.50</b> | <b>221,986,253.82</b> | <b>13.97%</b> | <b>(1,366,814,671.18)</b> | <b>6,133,217,446.18</b> |  |

  
 Permanent Secretary  
 MINISTRY OF ECONOMIC PLANNING,  
 BUDGET & DEVELOPMENT  
 State of Osun, Osogbo  
 Date: 21/04/2020



**MINISTRY OF ECONOMIC PLANNING AND BUDGET  
REVENUE PERFORMANCE BY MDAs FOR THE FIRST QUARTER, 2020  
REVENUE / CAPITAL RECEIPTS**

|              |  |                          |                         |                         |                       |                         |                         |                |                           |                          |  |
|--------------|--|--------------------------|-------------------------|-------------------------|-----------------------|-------------------------|-------------------------|----------------|---------------------------|--------------------------|--|
|              | <b>SOCIAL DEVELOPMENT AND WELFARE SECTOR</b>                 |                          |                         |                         |                       |                         |                         |                |                           |                          |  |
| 012400100100 | MINISTRY OF HOME AFFAIRS                                     | 80,600,000.00            | 20,150,000.00           | 4,725,500.00            | 3,891,500.00          | 2,665,500.00            | 11,282,500.00           | 55.99%         | (8,867,500.00)            | 69,317,500.00            |  |
| 051400100100 | MINISTRY OF WOMEN & CHILDREN AFFAIRS                         | 2,900,000.00             | 725,000.00              | 184,000.10              | 61,000.00             | 20,000.00               | 265,000.10              | 36.55%         | (459,999.90)              | 2,634,999.90             |  |
| 053900100100 | MINISTRY OF SOCIAL PROTECTION, SPORTS & SPECIAL NEEDS        | 1,000,000.00             | 250,000.00              | 100,000.00              | 10,000.00             | 50,000.00               | 160,000.00              | 64.00%         | (90,000.00)               | 840,000.00               |  |
| 053905100100 | OSUN STATE SPORTS COUNCIL                                    | 10,000,000.00            | 2,500,000.00            | 100,000.00              | 485,000.00            | -                       | 585,000.00              | 23.40%         | (1,915,000.00)            | 9,415,000.00             |  |
|              | <b>SUB-TOTAL - SOCIAL DEVELOPMENT AND WELFARE SECTOR</b>     | <b>94,500,000.00</b>     | <b>23,625,000.00</b>    | <b>5,109,500.10</b>     | <b>4,447,500.00</b>   | <b>2,735,500.00</b>     | <b>12,292,500.10</b>    | <b>52.03%</b>  | <b>(11,332,499.90)</b>    | <b>82,207,499.90</b>     |  |
|              | <b>SECURITY LAW AND JUSTICE SECTOR</b>                       |                          |                         |                         |                       |                         |                         |                |                           |                          |  |
| 031801100100 | JUDICIAL SERVICE COMMISSION                                  | 3,000,000.00             | 750,000.00              | 8,968,054.32            | 11,825,548.03         | 5,419,056.15            | 26,212,658.50           | 3495.02%       | 25,462,658.50             | (23,212,658.50)          |  |
| 032600100100 | MINISTRY OF JUSTICE  | 79,965,000.00            | 19,991,250.00           | 2,606,563.91            | 4,573,408.84          | 168,227.00              | 7,338,199.75            | 36.71%         | (12,653,050.25)           | 72,626,800.25            |  |
| 032605100100 | THE JUDICIARY (HIGH COURT OF JUSTICE)                        | 120,000,000.00           | 30,000,000.00           | 3,131,080.00            | 996,580.00            | 155,891.00              | 4,283,551.00            | 14.28%         | (25,716,449.00)           | 115,716,449.00           |  |
| 032605200100 | CUSTOMARY COURT OF APPEAL                                    | 35,000,000.00            | 8,750,000.00            | 2,822,445.00            | 2,709,125.00          | 180,575.00              | 5,712,145.00            | 65.28%         | (3,037,855.00)            | 29,287,855.00            |  |
|              | <b>SUB-TOTAL - SECURITY LAW AND JUSTICE SECTOR</b>           | <b>237,965,000.00</b>    | <b>59,491,250.00</b>    | <b>17,528,143.23</b>    | <b>20,104,661.87</b>  | <b>5,913,749.15</b>     | <b>43,546,554.25</b>    | <b>73.20%</b>  | <b>(15,944,695.75)</b>    | <b>194,418,445.75</b>    |  |
|              | <b>INFORMATION AND COMMUNICATION SECTOR</b>                  |                          |                         |                         |                       |                         |                         |                |                           |                          |  |
| 012300100100 | MINISTRY OF INFORMATION & CIVIC ORIENTATION                  | 5,000,000.00             | 1,250,000.00            | 106,000.00              | -                     | 67,000.00               | 173,000.00              | 13.84%         | (1,077,000.00)            | 4,827,000.00             |  |
|              | <b>SUB-TOTAL - INFORMATION AND COMMUNICATION SECTOR</b>      | <b>5,000,000.00</b>      | <b>1,250,000.00</b>     | <b>106,000.00</b>       | <b>-</b>              | <b>67,000.00</b>        | <b>173,000.00</b>       | <b>13.84%</b>  | <b>(1,077,000.00)</b>     | <b>4,827,000.00</b>      |  |
|              | <b>WATER AND SANITATION SECTOR</b>                           |                          |                         |                         |                       |                         |                         |                |                           |                          |  |
| 025200100100 | OFFICE OF WATER RESOURCES, RURAL AND COMMUNITY AFFAIRS       | 5,900,000.00             | 1,475,000.00            | 758,350.00              | 485,250.00            | 329,750.00              | 1,573,350.00            | 106.67%        | 98,350.00                 | 4,326,650.00             |  |
| 025210200100 | OSUN STATE WATER CORPORATION                                 | -                        | -                       | 2,407,300.00            | 2,775,200.00          | 1,601,400.00            | 6,783,900.00            |                | 6,783,900.00              | (6,783,900.00)           |  |
| 025210300100 | RURAL WATER & ENVIRONMENTAL SANITATION AGENCY                | 16,600,000.00            | 4,150,000.00            | 1,000.00                | -                     | -                       | 1,000.00                | 0.02%          | (4,149,000.00)            | 16,599,000.00            |  |
|              | <b>SUB-TOTAL - WATER AND SANITATION SECTOR</b>               | <b>22,500,000.00</b>     | <b>5,625,000.00</b>     | <b>3,166,650.00</b>     | <b>3,260,450.00</b>   | <b>1,931,150.00</b>     | <b>8,358,250.00</b>     | <b>148.59%</b> | <b>2,733,250.00</b>       | <b>14,141,750.00</b>     |  |
|              | <b>FINANCE &amp; REVENUE MOBILIZATION SECTOR</b>             |                          |                         |                         |                       |                         |                         |                |                           |                          |  |
| 022000100100 | MINISTRY OF FINANCE  | 101,900,000.00           | 25,475,000.00           | 2,918,605.32            | 4,773,483.76          | 487,057.57              | 8,179,146.65            | 32.11%         | (17,295,853.35)           | 93,720,853.35            |  |
| 022000200100 | DEBT MANAGEMENT OFFICE                                       | -                        | -                       | -                       | -                     | -                       | -                       |                | -                         | -                        |  |
| 022000700100 | OFFICE OF THE ACCOUNTANT - GENERAL                           | 350,200,000.00           | 87,550,000.00           | 65,000.00               | 5,285,150.29          | -                       | 5,350,150.29            | 6.11%          | (82,199,849.71)           | 344,849,849.71           |  |
| 022000800100 | OSUN STATE INTERNAL REVENUE SERVICE                          | 11,651,594,830.00        | 2,912,898,707.50        | 797,053,157.77          | 410,562,445.94        | 2,886,880,569.77        | 4,094,496,173.48        | 140.56%        | 1,181,597,465.98          | 7,557,098,656.52         |  |
|              | <b>SUB-TOTAL - FINANCE &amp; REVENUE MOBILIZATION SECTOR</b> | <b>12,103,694,830.00</b> | <b>3,025,923,707.50</b> | <b>800,036,763.09</b>   | <b>420,621,079.99</b> | <b>2,887,367,627.34</b> | <b>4,108,025,470.42</b> | <b>135.76%</b> | <b>1,082,101,762.92</b>   | <b>7,995,669,359.58</b>  |  |
|              | <b>TOTAL DISBURSEABLE INTERNALLY GENERATED REVENUE</b>       | <b>24,000,000,000.00</b> | <b>6,000,000,000.00</b> | <b>1,005,617,674.51</b> | <b>639,437,072.94</b> | <b>3,044,628,076.87</b> | <b>4,689,682,824.32</b> | <b>78.16%</b>  | <b>(1,310,317,175.68)</b> | <b>19,310,317,175.68</b> |  |

  
 Permanent Secretary  
 MINISTRY OF ECONOMIC PLANNING,  
 BUDGET & DEVELOPMENT  
 State of Osun, Osogbo  
 Date: 21/04/2020




**MINISTRY OF ECONOMIC PLANNING AND BUDGET  
REVENUE PERFORMANCE BY MDAs FOR THE FIRST QUARTER, 2020  
REVENUE / CAPITAL RECEIPTS**

**RETAINABLE INTERNALLY GENERATED REVENUE**

| ADMINISTRATIVE CODE | MDAS   | 2020 APPROVED ESTIMATES | PRO-RATA ESTIMATES      | JANUARY               | FEBRUARY              | MARCH                 | TOTAL REVENUE: JANUARY TO MARCH, 2020 | PERCENT AGE OF PERFORMANCE | VARIANCE              | BALANCE                 |
|---------------------|--|-------------------------|-------------------------|-----------------------|-----------------------|-----------------------|---------------------------------------|----------------------------|-----------------------|-------------------------|
|                     |  | A                       | B                       |                       |                       |                       | C                                     | D                          | F = C - B             | G = A - C               |
| 021510200100        | OSUN STATE AGRICULTURAL DEVELOPMENT PROGRAMME        | 182,351,000.00          | 45,587,750.00           |                       |                       |                       | -                                     | 0.00%                      | (45,587,750.00)       | 182,351,000.00          |
| 021510300100        | OSUN STATE AGRICULTURAL DEVELOPMENT CORPORATION      | 41,000,000.00           | 10,250,000.00           | 246,600.00            | 327,600.00            | 1,223,400.00          | 1,797,600.00                          | 17.54%                     | (8,452,400.00)        | 39,202,400.00           |
| 051701800100        | OSUN STATE COLLEGE OF TECHNOLOGY, ESA-OKE            | 641,259,500.00          | 160,314,875.00          | 120,690,700.00        | 172,261,450.00        | 53,292,900.00         | 346,245,050.00                        | 215.98%                    | 185,930,175.00        | 295,014,450.00          |
| 051701900100        | OSUN STATE POLYTECHNIC, IREE                         | 944,736,000.00          | 236,184,000.00          | 181,554,850.00        | 177,815,050.00        | 38,038,500.00         | 397,408,400.00                        | 168.26%                    | 161,224,400.00        | 547,327,600.00          |
| 051702000100        | OSUN STATE COLLEGE OF EDUCATION, ILESA               | 495,937,350.00          | 123,984,337.50          | 99,584,740.00         | 56,711,899.64         | 56,624,162.30         | 212,920,801.94                        | 171.73%                    | 88,936,464.44         | 283,016,548.06          |
| 051702100100        | OSUN STATE COLLEGE OF EDUCATION, ILA-ORANGUN         | 536,174,590.00          | 134,043,647.50          | 11,234,758.00         | 2,347,239.64          |                       | 13,581,997.64                         | 10.13%                     | (120,461,649.86)      | 522,592,592.36          |
| 051702200100        | OSUN STATE UNIVERSITY, OSOGBO                        | 2,580,000,000.00        | 645,000,000.00          | 482,261,547.86        | 403,048,682.00        | 387,040,588.00        | 1,272,350,817.86                      | 197.26%                    | 627,350,817.86        | 1,307,649,182.14        |
| 052102600100        | LAUTECH TEACHING HOSPITAL, OSOGBO                    | 500,000,000.00          | 125,000,000.00          | 38,593,896.21         | 135,102,334.80        | 132,682,944.13        | 306,379,175.14                        | 245.10%                    | 181,379,175.14        | 193,620,824.86          |
| 025305300100        | OSUN STATE PROPERTY DEVELOPMENT CORPORATION          | 150,000,000.00          | 37,500,000.00           | 100,000.00            | 835,000.00            | -                     | 935,000.00                            | 2.49%                      | (36,565,000.00)       | 149,065,000.00          |
| 012300300100        | OSUN STATE BROADCASTING CORPORATION                  | 307,300,000.00          | 76,825,000.00           | 11,153,910.00         | 11,955,489.76         | 11,313,596.80         | 34,422,996.56                         | 44.81%                     | (42,402,003.44)       | 272,877,003.44          |
| 025210200100        | OSUN STATE WATER CORPORATION                         | 450,000,000.00          | 112,500,000.00          |                       |                       |                       | -                                     | 0.00%                      | (112,500,000.00)      | 450,000,000.00          |
|                     | <b>TOTAL RETAINABLE INTERNALLY GENERATED REVENUE</b> | <b>6,828,758,440.00</b> | <b>1,707,189,610.00</b> | <b>945,421,002.07</b> | <b>960,404,745.84</b> | <b>680,216,091.23</b> | <b>2,586,041,839.14</b>               | <b>151.48%</b>             | <b>878,852,229.14</b> | <b>4,242,716,600.86</b> |

**DOMESTIC AIDS AND GRANTS**

| ADMINISTRATIVE CODE | MDAS   | 2020 APPROVED ESTIMATES  | PRO-RATA ESTIMATES      | JANUARY                 | FEBRUARY              | MARCH                | TOTAL REVENUE: JANUARY TO MARCH, 2020 | PERCENT AGE OF PERFORMANCE | VARIANCE                  | BALANCE                  |
|---------------------|--|--------------------------|-------------------------|-------------------------|-----------------------|----------------------|---------------------------------------|----------------------------|---------------------------|--------------------------|
|                     |  | A                        | B                       |                         |                       |                      | C                                     | D                          | F = C - B                 | G = A - C                |
| 011100100100        | OFFICE OF THE GOVERNOR                       | 125,000,000.00           | 31,250,000.00           | -                       | -                     | -                    | -                                     | 0.00%                      | (31,250,000.00)           | 125,000,000.00           |
| 051700100100        | MINISTRY OF EDUCATION                        | 970,000,000.00           | 242,500,000.00          |                         |                       |                      | -                                     | 0.00%                      | (242,500,000.00)          | 970,000,000.00           |
| 051700300100        | STATE UNIVERSAL BASIC EDUCATION BOARD        | 2,000,000,000.00         | 500,000,000.00          | 1,519,884,078.86        | 36,727,914.00         |                      | 1,556,611,992.86                      | 311.32%                    | 1,056,611,992.86          | 443,388,007.14           |
| 051701800100        | OSUN STATE COLLEGE OF TECHNOLOGY, ESA-OKE    | 332,670,860.00           | 83,167,715.00           | 6,375,000.00            | 25,707,000.00         | 16,500,000.00        | 48,582,000.00                         | 58.41%                     | (34,585,715.00)           | 284,088,860.00           |
| 051701900100        | OSUN STATE POLYTECHNIC, IREE                 | 788,000,000.00           | 197,000,000.00          |                         |                       |                      | -                                     | 0.00%                      | (197,000,000.00)          | 788,000,000.00           |
| 051702000100        | OSUN STATE COLLEGE OF EDUCATION, ILESA       | 428,582,110.00           | 107,145,527.50          |                         |                       |                      | -                                     | 0.00%                      | (107,145,527.50)          | 428,582,110.00           |
| 051702100100        | OSUN STATE COLLEGE OF EDUCATION, ILA-ORANGUN | 385,200,000.00           | 96,300,000.00           | 665,760.00              | 760,600.00            |                      | 1,426,360.00                          | 1.48%                      | (94,873,640.00)           | 383,773,640.00           |
| 051702200100        | OSUN STATE UNIVERSITY, OSOGBO                | 1,300,000,000.00         | 325,000,000.00          |                         | 346,150,200.00        |                      | 346,150,200.00                        | 106.51%                    | 21,150,200.00             | 953,849,800.00           |
| 052111600100        | PRIMARY HEALTH CARE DEVELOPMENT BOARD        | 1,500,000,000.00         | 375,000,000.00          |                         |                       |                      | -                                     | 0.00%                      | (375,000,000.00)          | 1,500,000,000.00         |
| 014700200100        | LOCAL GOVERNMENTS SERVICE COMMISSION         | 400,000,000.00           | 100,000,000.00          | 39,586,853.84           |                       | 48,639,221.38        | 88,226,075.22                         | 88.23%                     | (11,773,924.78)           | 311,773,924.78           |
| 025210200100        | OSUN STATE WATER CORPORATION                 | 6,000,000,000.00         | 1,500,000,000.00        |                         |                       |                      | -                                     | 0.00%                      | (1,500,000,000.00)        | 6,000,000,000.00         |
|                     | <b>TOTAL DOMESTIC AIDS AND GRANTS</b>        | <b>14,229,452,970.00</b> | <b>3,557,363,242.50</b> | <b>1,566,511,692.70</b> | <b>409,345,714.00</b> | <b>65,139,221.38</b> | <b>2,040,996,628.08</b>               | <b>57.37%</b>              | <b>(1,516,366,614.42)</b> | <b>12,188,456,341.92</b> |

  
 Permanent Secretary  
 MINISTRY OF ECONOMIC PLANNING,  
 BUDGET & DEVELOPMENT  
 State of Osun, Osogbo  
 Date: 21/04/2020





**MINISTRY OF ECONOMIC PLANNING AND BUDGET  
REVENUE PERFORMANCE BY MDAs FOR THE FIRST QUARTER, 2020**


**REVENUE / CAPITAL RECEIPTS**

**OTHER REVEUNE**

| ADMINISTRATIVE CODE | MDAS   | 2020 APPROVED ESTIMATES | PRO-RATA ESTIMATES | JANUARY          | FEBRUARY | MARCH | TOTAL REVENUE: JANUARY TO MARCH, 2020 | PERCENTAGE OF PERFORMANCE | VARIANCE         | BALANCE            |
|---------------------|--|-------------------------|--------------------|------------------|----------|-------|---------------------------------------|---------------------------|------------------|--------------------|
|                     |  | <b>A</b>                | <b>B</b>           |                  |          |       | <b>C</b>                              | <b>D</b>                  | <b>F = C - B</b> | <b>G = A - C</b>   |
| 022000700100        | OFFICE OF THE ACCOUNTANT - GENERAL (OPENING BALANCE) |                         |                    | 3,646,643,787.11 |          |       | 3,646,643,787.11                      |                           | 3,646,643,787.11 | (3,646,643,787.11) |
|                     | <b>TOTAL OTHER REVEUNE</b>                           | -                       | -                  | 3,646,643,787.11 | -        | -     | 3,646,643,787.11                      |                           | 3,646,643,787.11 | (3,646,643,787.11) |

**FOREIGN AIDS AND GRANTS**

| ADMINISTRATIVE CODE | MDAS   | 2020 APPROVED ESTIMATES | PRO-RATA ESTIMATES      | JANUARY | FEBRUARY             | MARCH | TOTAL REVENUE: JANUARY TO MARCH, 2020 | PERCENTAGE OF PERFORMANCE | VARIANCE                  | BALANCE                 |
|---------------------|--|-------------------------|-------------------------|---------|----------------------|-------|---------------------------------------|---------------------------|---------------------------|-------------------------|
|                     |  | <b>A</b>                | <b>B</b>                |         |                      |       | <b>C</b>                              | <b>D</b>                  | <b>F = C - B</b>          | <b>G = A - C</b>        |
| 011100100100        | OFFICE OF THE GOVERNOR                                 | 125,000,000.00          | 31,250,000.00           | -       | -                    | -     | -                                     | 0.00%                     | (31,250,000.00)           | 125,000,000.00          |
| 022000300100        | MINISTRY OF ECONOMIC PLANNING & BUDGET                 | 1,240,000,000.00        | 310,000,000.00          | -       | -                    | -     | -                                     | 0.00%                     | (310,000,000.00)          | 1,240,000,000.00        |
| 051702200100        | OSUN STATE UNIVERSITY, OSOGBO                          | 5,000,000.00            | 1,250,000.00            | -       | -                    | -     | -                                     | 0.00%                     | (1,250,000.00)            | 5,000,000.00            |
| 052100200100        | OSUN STATE HEALTH INSURANCE SCHEME                     | 2,025,243,020.00        | 506,310,755.00          | -       | -                    | -     | -                                     | 0.00%                     | (506,310,755.00)          | 2,025,243,020.00        |
| 052111600100        | PRIMARY HEALTH CARE DEVELOPMENT BOARD                  | 600,000,000.00          | 150,000,000.00          | -       | 6,863,340.00         | -     | 6,863,340.00                          | 4.58%                     | (143,136,660.00)          | 593,136,660.00          |
| 025200100100        | OFFICE OF WATER RESOURCES, RURAL AND COMMUNITY AFFAIRS | 1,040,000.00            | 260,000.00              | -       | -                    | -     | -                                     | 0.00%                     | (260,000.00)              | 1,040,000.00            |
| 025210300100        | RURAL WATER & ENVIRONMENTAL SANITATION AGENCY          | 210,000,000.00          | 52,500,000.00           | -       | -                    | -     | -                                     | 0.00%                     | (52,500,000.00)           | 210,000,000.00          |
| 022000100100        | MINISTRY OF FINANCE                                    | 1,850,000,000.00        | 462,500,000.00          | -       | 73,491,640.07        | -     | 73,491,640.07                         | 15.89%                    | (389,008,359.93)          | 1,776,508,359.93        |
|                     | <b>TOTAL FOREIGN AIDS AND GRANTS</b>                   | <b>6,056,283,020.00</b> | <b>1,514,070,755.00</b> | -       | <b>80,354,980.07</b> | -     | <b>80,354,980.07</b>                  | <b>5.31%</b>              | <b>(1,433,715,774.93)</b> | <b>5,975,928,039.93</b> |

  
 Permanent Secretary  
 MINISTRY OF ECONOMIC PLANNING,  
 BUDGET & DEVELOPMENT  
 State of Osun, Osogbo  
 Date: 21/04/2020



**MINISTRY OF ECONOMIC PLANNING AND BUDGET  
REVENUE PERFORMANCE BY MDAs FOR THE FIRST QUARTER, 2020**

**REVENUE / CAPITAL RECEIPTS**

**BORROWINGS**


| ADMINISTRATIVE CODE | MDAS   | 2020 APPROVED ESTIMATES  | PRO-RATA ESTIMATES      | JANUARY                 | FEBRUARY                | MARCH                | TOTAL REVENUE: JANUARY TO MARCH, 2020 | PERCENT AGE OF PERFORMANCE | VARIANCE               | BALANCE                  |
|---------------------|--|--------------------------|-------------------------|-------------------------|-------------------------|----------------------|---------------------------------------|----------------------------|------------------------|--------------------------|
|                     |  | A                        | B                       |                         |                         |                      | C                                     | D                          | F = C - B              | G = A - C                |
| 051700300100        | STATE UNIVERSAL BASIC EDUCATION BOARD                      | 100,000,000.00           | 25,000,000.00           | -                       | -                       | -                    | -                                     | 0.00%                      | (25,000,000.00)        | 100,000,000.00           |
| 055100400100        | OFFICE OF WATER RESOURCES, RURAL AND COMMUNITY AFFAIRS (R) | 1,854,209,460.00         | 463,552,365.00          |                         |                         |                      | -                                     | 0.00%                      | (463,552,365.00)       | 1,854,209,460.00         |
| 025210200100        | OSUN STATE WATER CORPORATION                               | 3,000,000,000.00         | 750,000,000.00          |                         |                         |                      |                                       | 0.00%                      | (750,000,000.00)       | 3,000,000,000.00         |
| 025210300100        | RURAL WATER & ENVIRONMENTAL SANITATION AGENCY              | 460,735,400.00           | 115,183,850.00          |                         |                         |                      |                                       | 0.00%                      | (115,183,850.00)       | 460,735,400.00           |
| 022000200100        | DEBT MANAGEMENT OFFICE                                     | 8,245,961,750.00         | 2,061,490,437.50        | 1,500,000,000.00        | 1,500,000,000.00        |                      | 3,000,000,000.00                      | 145.53%                    | 938,509,562.50         | 5,245,961,750.00         |
| 022000300100        | MINISTRY OF ECONOMIC PLANNING & BUDGET                     |                          |                         | 345,842,686.00          | 4,773,483.76            | 31,083,748.50        | 381,699,918.26                        |                            | 381,699,918.26         | (381,699,918.26)         |
|                     | <b>TOTAL BORROWINGS</b>                                    | <b>13,660,906,610.00</b> | <b>3,415,226,652.50</b> | <b>1,845,842,686.00</b> | <b>1,504,773,483.76</b> | <b>31,083,748.50</b> | <b>3,381,699,918.26</b>               | <b>99.02%</b>              | <b>(33,526,734.24)</b> | <b>10,279,206,691.74</b> |

**REVENUE FROM FAAC**

| MDAS                           | 2020 APPROVED ESTIMATES  | PRO-RATA ESTIMATES       | JANUARY                 | FEBRUARY                | MARCH                   | TOTAL REVENUE: JANUARY TO MARCH, 2020 | PERCENT AGE OF PERFORMANCE | VARIANCE                  | BALANCE                  |
|--------------------------------|--------------------------|--------------------------|-------------------------|-------------------------|-------------------------|---------------------------------------|----------------------------|---------------------------|--------------------------|
|                                | A                        | B                        |                         |                         |                         | C                                     | D                          | F = C - B                 | G = A - C                |
| STATUTORY ALLOCATION           | 39,700,000,000.00        | 9,925,000,000.00         | 3,310,286,656.87        | 2,968,672,637.81        | 2,621,705,160.67        | 8,900,664,455.35                      | 89.68%                     | (1,024,335,544.65)        | 30,799,335,544.65        |
| VALUE ADDED TAX                | 13,500,000,000.00        | 3,375,000,000.00         | 1,146,037,696.72        | 1,044,026,138.58        | 1,009,640,522.63        | 3,199,704,357.93                      | 94.81%                     | (175,295,642.07)          | 10,300,295,642.07        |
| EXCESS CRUDE OIL               | 75,000,000.00            | 18,750,000.00            |                         |                         |                         | -                                     | 0.00%                      | (18,750,000.00)           | 75,000,000.00            |
| OTHER REVENUE FROM FAAC        | 1,500,000,000.00         | 375,000,000.00           | 6,747,982.69            | 10,161,204.82           | 89,251,284.97           | 106,160,472.48                        | 28.31%                     | (268,839,527.52)          | 1,393,839,527.52         |
| <b>TOTAL REVENUE FROM FAAC</b> | <b>54,775,000,000.00</b> | <b>13,693,750,000.00</b> | <b>4,463,072,336.28</b> | <b>4,022,859,981.21</b> | <b>3,720,596,968.27</b> | <b>12,206,529,285.76</b>              | <b>89.14%</b>              | <b>(1,487,220,714.24)</b> | <b>42,568,470,714.24</b> |

**SUMMARY**

| ITEMS                                     | 2020 APPROVED ESTIMATES   | PRO-RATA ESTIMATES       | JANUARY                  | FEBRUARY                | MARCH                   | TOTAL REVENUE: JANUARY TO MARCH, 2020 | PERCENT AGE OF PERFORMANCE | VARIANCE                  | BALANCE                  |
|---|---------------------------|--------------------------|--------------------------|-------------------------|-------------------------|---------------------------------------|----------------------------|---------------------------|--------------------------|
|   | A                         | B                        |                          |                         |                         | C                                     | D                          | F = C - B                 | G = A - C                |
| OPENING BALANCE                           |                           |                          | 3,646,643,787.11         |                         |                         | 3,646,643,787.11                      |                            | 3,646,643,787.11          | (3,646,643,787.11)       |
| DISBURSEABLE INTERNALLY GENERATED REVENUE | 24,000,000,000.00         | 6,000,000,000.00         | 1,005,617,674.51         | 639,437,072.94          | 3,044,628,076.87        | 4,689,682,824.32                      | 78.16%                     | (1,310,317,175.68)        | 19,310,317,175.68        |
| RETAINABLE INTERNALLY GENERATED REVENUE   | 6,828,758,440.00          | 1,707,189,610.00         | 945,421,002.07           | 960,404,745.84          | 680,216,091.23          | 2,586,041,839.14                      | 151.48%                    | 878,852,229.14            | 4,242,716,600.86         |
| DOMESTIC AIDS AND GRANTS                  | 14,229,452,970.00         | 3,557,363,242.50         | 1,566,511,692.70         | 409,345,714.00          | 65,139,221.38           | 2,040,996,628.08                      | 57.37%                     | (1,516,366,614.42)        | 12,188,456,341.92        |
| FOREIGN AIDS AND GRANTS                   | 6,056,283,020.00          | 1,514,070,755.00         | -                        | 80,354,980.07           | -                       | 80,354,980.07                         | 5.31%                      | (1,433,715,774.93)        | 5,975,928,039.93         |
| BORROWINGS                                | 13,660,906,610.00         | 3,415,226,652.50         | 1,845,842,686.00         | 1,504,773,483.76        | 31,083,748.50           | 3,381,699,918.26                      | 99.02%                     | (33,526,734.24)           | 10,279,206,691.74        |
| REVENUE FROM FAAC                         | 54,775,000,000.00         | 13,693,750,000.00        | 4,463,072,336.28         | 4,022,859,981.21        | 3,720,596,968.27        | 12,206,529,285.76                     | 89.14%                     | (1,487,220,714.24)        | 42,568,470,714.24        |
| <b>TOTAL INFLOW</b>                       | <b>119,550,401,040.00</b> | <b>29,887,600,260.00</b> | <b>13,473,109,178.67</b> | <b>7,617,175,977.82</b> | <b>7,541,664,106.25</b> | <b>28,631,949,262.74</b>              | <b>95.80%</b>              | <b>(4,902,294,784.37)</b> | <b>90,918,451,777.26</b> |

  
 Permanent Secretary  
 MINISTRY OF ECONOMIC PLANNING,  
 BUDGET & DEVELOPMENT  
 State of Osun, Osoyo  
 Date: 21/04/2020



**STATE GOVERNMENT OF OSUN  
MINISTRY OF ECONOMIC PLANNING AND BUDGET  
PERSONNEL PERFORMANCE BY MDAs FOR THE FIRST QUARTER, 2020  
PERSONNEL EXPENDITURE  
STATE FUND**

*[Signature]*  
Permanent Secretary  
MINISTRY OF ECONOMIC PLANNING,  
BUDGET & DEVELOPMENT  
State of Osun, Osoyoa  
Date: 21/04/2020

| ADMINISTRATIVE CODE                         | MDAS  | 2020 APPROVED ESTIMATES  | PRO-RATA ESTIMATES      | JANUARY               | FEBRUARY              | MARCH                 | TOTAL PERSONNEL: JANUARY TO MARCH, 2020 | PERCENT AGE OF PERFORMANCE | VARIANCE              | BALANCE                 |
|---|---|--------------------------|-------------------------|-----------------------|-----------------------|-----------------------|---|----------------------------|-----------------------|-------------------------|
|   |   | A                        | B                       |                       |                       |                       | C                                       | D                          | F = B - C             | G = A - C               |
| <b>GOVERNANCE AND ADMINISTRATION SECTOR</b> |   |                          |                         |                       |                       |                       |   |                            |                       |                         |
| 011100100100                                | OFFICE OF THE GOVERNOR                                  | 597,793,240.00           | 149,448,310.00          | 60,796,895.59         | 45,165,889.35         | 42,955,519.66         | 148,918,304.60                          | 99.65%                     | 530,005.40            | 448,874,935.40          |
| 011101000100                                | PUBLIC PROCUREMENT AGENCY                               | 16,210,340.00            | 4,052,585.00            | 1,111,528.96          | 677,769.58            | 712,201.82            | 2,501,500.36                            | 61.73%                     | 1,551,084.64          | 13,708,839.64           |
| 011101900100                                | MINISTRY OF SPECIAL DUTIES                              | 3,943,680.00             | 985,920.00              |                       |                       |                       | -                                       | 0.00%                      | 985,920.00            | 3,943,680.00            |
| 011103500100                                | BUREAU OF PUBLIC SERVICE PENSION                        | 9,031,543,220.00         | 2,257,885,805.00        | 843,364,389.38        | 537,392,168.50        | 607,874,927.05        | 1,988,631,484.94                        | 88.07%                     | 269,254,320.06        | 7,042,911,735.06        |
| 011200300100                                | OSUN STATE HOUSE OF ASSEMBLY                            | 423,785,650.00           | 105,946,412.50          | 30,530,894.88         | 26,528,517.41         | 26,277,050.17         | 83,336,462.46                           | 78.66%                     | 22,609,950.04         | 340,449,187.54          |
| 011200400100                                | OSUN STATE HOUSE OF ASSEMBLY SERVICE COMMISSION         | 64,119,790.00            | 16,029,947.50           | 1,622,148.31          | 861,611.04            | 821,957.90            | 3,305,717.25                            | 20.62%                     | 12,724,230.25         | 60,814,072.75           |
| 014000100100                                | OFFICE OF THE AUDITOR GENERAL ( STATE )                 | 113,965,290.00           | 28,491,322.50           | 8,581,134.98          | 5,470,558.41          | 4,454,179.21          | 18,505,872.60                           | 64.95%                     | 9,985,449.90          | 95,459,417.40           |
| 014000200100                                | OFFICE OF THE AUDITOR GENERAL (LOCAL GOVERNMENTS)       | 68,733,860.00            | 17,183,465.00           | 5,196,567.26          | 2,629,917.98          | 2,356,482.82          | 10,182,968.06                           | 59.26%                     | 7,000,496.94          | 58,550,891.94           |
| 012500500100                                | BUREAU OF HUMAN RESOURCES AND CAPACITY BUILDING         | 73,196,190.00            | 18,299,047.50           | 6,099,304.32          | 4,495,269.76          | 4,299,535.98          | 14,894,110.06                           | 81.39%                     | 3,404,937.44          | 58,302,079.94           |
| 014700100100                                | CIVIL SERVICE COMMISSION                                | 65,104,290.00            | 16,276,072.50           | 2,450,163.00          | 1,463,941.41          | 1,303,956.32          | 5,218,060.72                            | 32.06%                     | 11,058,011.78         | 59,886,229.28           |
| 014700200100                                | LOCAL GOVERNMENTS SERVICE COMMISSION                    | 44,384,810.00            | 11,096,202.50           | 1,608,091.73          | 954,495.03            | 986,595.02            | 3,549,181.78                            | 31.99%                     | 7,547,020.72          | 40,835,628.22           |
| 014800100100                                | OSUN STATE INDEPENDENT ELECTORAL COMMISSION             | 70,584,550.00            | 17,646,137.50           | 770,950.27            | 450,067.52            | 479,723.84            | 1,700,741.62                            | 9.64%                      | 15,945,395.88         | 68,883,808.38           |
| 022800100100                                | MINISTRY OF INNOVATION, SCIENCE AND TECHNOLOGY          | 72,778,650.00            | 18,194,662.50           | 6,221,035.69          | 3,928,655.83          | 3,846,568.09          | 13,996,259.62                           | 76.93%                     | 4,198,402.88          | 58,782,390.38           |
| 045102100100                                | MINISTRY OF REGIONAL INTEGRATION                        | -                        | -                       | -                     | -                     | -                     | -                                       | -                          | -                     | -                       |
| 055100100100                                | MINISTRY OF LOCAL GOVERNMENTS AND CHIEFTAINCY AFFAIRS   | 59,512,360.00            | 14,878,090.00           | 2,913,762.85          | 1,942,098.81          | 3,505,905.75          | 8,361,767.42                            | 56.20%                     | 6,516,322.58          | 51,150,592.58           |
|   | <b>SUB-TOTAL - GOVERNANCE AND ADMINISTRATION SECTOR</b> | <b>10,705,655,920.00</b> | <b>2,676,413,980.00</b> | <b>971,266,867.23</b> | <b>631,960,960.63</b> | <b>699,874,603.62</b> | <b>2,303,102,431.48</b>                 | <b>86.05%</b>              | <b>373,311,548.52</b> | <b>8,402,553,488.52</b> |
| <b>AGRICULTURE SECTOR</b>                   |   |                          |                         |                       |                       |                       |   |                            |                       |                         |
| 021500100100                                | MINISTRY OF AGRICULTURE, FOOD SECURITY                  | 263,483,430.00           | 65,870,857.50           | 17,341,988.57         | 8,592,827.60          | 13,339,000.80         | 39,273,816.97                           | 59.62%                     | 26,597,040.53         | 224,209,613.03          |
| 021501400100                                | OSUN PRODUCE BOARD                                      | -                        | -                       | -                     | -                     | -                     | -                                       | -                          | -                     | -                       |
| 021510200100                                | OSUN STATE AGRICULTURAL DEVELOPMENT PROGRAMME           | 103,575,470.00           | 25,893,867.50           | 8,610,499.39          | 3,789,896.31          | 3,946,367.04          | 16,346,762.74                           | 63.13%                     | 9,547,104.76          | 87,228,707.26           |
| 021510300100                                | OSUN STATE AGRICULTURAL DEVELOPMENT CORPORATION         | 83,761,260.00            | 20,940,315.00           | 4,739,144.01          | 2,357,727.71          | 2,274,891.05          | 9,371,762.77                            | 44.75%                     | 11,568,552.23         | 74,389,497.23           |
|   | <b>SUB-TOTAL - AGRICULTURE SECTOR</b>                   | <b>450,820,160.00</b>    | <b>112,705,040.00</b>   | <b>30,691,631.97</b>  | <b>14,740,451.62</b>  | <b>19,560,258.90</b>  | <b>64,992,342.49</b>                    | <b>57.67%</b>              | <b>47,712,697.51</b>  | <b>385,827,817.51</b>   |
| <b>PLANNING AND BUDGET SECTOR</b>           |   |                          |                         |                       |                       |                       |   |                            |                       |                         |
| 022000300100                                | MINISTRY OF ECONOMIC PLANNING & BUDGET                  | 82,303,770.00            | 20,575,942.50           | 3,659,334.55          | 3,263,623.67          | 3,888,041.66          | 10,810,999.88                           | 52.54%                     | 9,764,942.62          | 71,492,770.12           |
| 023800400100                                | STATE BUREAU OF STATISTICS                              | 33,148,010.00            | 8,287,002.50            | 2,008,295.56          | 1,295,539.64          | 1,126,785.90          | 4,430,621.09                            | 53.46%                     | 3,856,381.41          | 28,717,388.91           |
|   | <b>SUB-TOTAL - PLANNING AND BUDGET SECTOR</b>           | <b>115,451,780.00</b>    | <b>28,862,945.00</b>    | <b>5,667,630.11</b>   | <b>4,559,163.30</b>   | <b>5,014,827.56</b>   | <b>15,241,620.97</b>                    | <b>52.81%</b>              | <b>13,621,324.03</b>  | <b>100,210,159.03</b>   |
| <b>COMMERCE AND INDUSTRY SECTOR</b>         |   |                          |                         |                       |                       |                       |   |                            |                       |                         |
| 011100800100                                | OFFICE OF ENTERPRISE AND WEALTH CREATION                | -                        | -                       | -                     | -                     | -                     | -                                       | -                          | -                     | -                       |
| 022200100100                                | MINISTRY OF INDUSTRY, COMMERCE & COOPERATIVES           | 142,775,130.00           | 35,693,782.50           | 8,722,365.87          | 5,982,500.24          | 5,838,396.96          | 20,543,263.07                           | 57.55%                     | 15,150,519.43         | 122,231,866.93          |
| 022205100100                                | OSUN MICRO CREDIT AGENCY                                | -                        | -                       | -                     | -                     | -                     | -                                       | -                          | -                     | -                       |
| 023600100100                                | MINISTRY OF CULTURE & TOURISM                           | 24,879,500.00            | 6,219,875.00            | 2,444,208.77          | 1,531,622.34          | 1,704,656.45          | 5,680,487.56                            | 91.33%                     | 539,387.44            | 19,199,012.44           |
| 023600400100                                | OSUN STATE COUNCIL FOR ARTS AND CULTURE                 | 39,728,750.00            | 9,932,187.50            | 2,980,647.08          | 1,164,580.53          | 1,035,191.67          | 5,180,419.29                            | 52.16%                     | 4,751,768.21          | 34,548,330.71           |
| 023605200100                                | OSUN STATE TOURISM BOARD                                | 11,506,750.00            | 2,876,687.50            | 908,335.60            | 387,202.65            | 346,655.54            | 1,642,193.79                            | 57.09%                     | 1,234,493.71          | 9,864,556.21            |
| 051300100100                                | MINISTRY OF EMPOWERMENT AND YOUTH ENGAGEMENT            | 2,316,578,160.00         | 579,144,540.00          | -                     | -                     | -                     | -                                       | 0.00%                      | 579,144,540.00        | 2,316,578,160.00        |
|   | <b>SUB-TOTAL - COMMERCE AND INDUSTRY SECTOR</b>         | <b>2,535,468,290.00</b>  | <b>633,867,072.50</b>   | <b>15,055,557.32</b>  | <b>9,065,905.76</b>   | <b>8,924,900.61</b>   | <b>33,046,363.70</b>                    | <b>5.21%</b>               | <b>600,820,708.80</b> | <b>2,502,421,926.30</b> |





**STATE GOVERNMENT OF OSUN**  
**MINISTRY OF ECONOMIC PLANNING AND BUDGET**  
**PERSONNEL PERFORMANCE BY MDAs FOR THE FIRST QUARTER, 2020**  
**PERSONNEL EXPENDITURE**  
**STATE FUND**

*[Signature]*  
 Permanent Secretary  
 MINISTRY OF ECONOMIC PLANNING,  
 BUDGET & DEVELOPMENT  
 State of Osun, Osoyoa  
 21/04/2020

| ADMINISTRATIVE CODE | MDAS   | 2020 APPROVED ESTIMATES  | PRO-RATA ESTIMATES      | JANUARY               | FEBRUARY              | MARCH                 | TOTAL PERSONNEL: JANUARY TO MARCH, 2020 | PERCENT AGE OF PERFORMANCE | VARIANCE                | BALANCE                 |
|---------------------|--|--------------------------|-------------------------|-----------------------|-----------------------|-----------------------|---|----------------------------|-------------------------|-------------------------|
|                     |  | A                        | B                       |                       |                       |                       | C                                       | D                          | F = B - C               | G = A - C               |
|                     | <b>EDUCATION SECTOR</b>  |                          |                         |                       |                       |                       |   |                            |                         |                         |
| 051700100100        | MINISTRY OF EDUCATION  | 401,371,900.00           | 100,342,975.00          | 28,256,702.57         | 19,401,068.56         | 19,332,170.02         | 66,989,941.16                           | 66.76%                     | 33,353,033.84           | 334,381,958.84          |
| 051700300100        | STATE UNIVERSAL BASIC EDUCATION BOARD                              | 82,334,450.00            | 20,583,612.50           | 4,931,905.42          | 2,949,232.94          | 2,802,266.10          | 10,683,404.46                           | 51.90%                     | 9,900,208.04            | 71,651,045.54           |
| 051700800100        | OSUN STATE LIBRARY BOARD   | 8,102,020.00             | 2,025,505.00            | 575,117.06            | 310,080.05            | 281,040.65            | 1,166,237.76                            | 57.58%                     | 859,267.24              | 6,935,782.24            |
| 051701000100        | OSUN STATE MASS EDUCATION AGENCY                                   | -                        | -                       | -                     | -                     | -                     | -                                       | -                          | -                       | -                       |
| 051701800100        | OSUN STATE COLLEGE OF TECHNOLOGY, ESA-OKE                          | 901,197,340.00           | 225,299,335.00          | 58,436,219.63         | 29,297,647.49         | 26,256,669.15         | 113,990,536.27                          | 50.60%                     | 111,308,798.73          | 787,206,803.73          |
| 051701900100        | OSUN STATE POLYTECHNIC, IREE                                       | 1,112,033,480.00         | 278,008,370.00          | 70,352,227.20         | 52,739,734.37         | 48,115,129.16         | 171,207,090.73                          | 61.58%                     | 106,801,279.27          | 940,826,389.27          |
| 051702000100        | OSUN STATE COLLEGE OF EDUCATION, ILESA                             | 1,092,562,240.00         | 273,140,560.00          | 54,399,064.91         | 33,711,863.31         | 30,499,550.04         | 118,610,478.26                          | 43.42%                     | 154,530,081.74          | 973,951,761.74          |
| 051702100100        | OSUN STATE COLLEGE OF EDUCATION, ILA-ORANGUN                       | 993,442,600.00           | 248,360,650.00          | 71,346,963.90         | 58,727,629.56         | 38,009,582.14         | 168,084,175.60                          | 67.68%                     | 80,276,474.40           | 825,358,424.40          |
| 051702200100        | OSUN STATE UNIVERSITY, OSOGBO                                      | 2,315,088,510.00         | 578,772,127.50          | 95,220,959.86         | 85,733,816.53         | 85,395,807.13         | 266,350,583.52                          | 46.02%                     | 312,421,543.98          | 2,048,737,926.48        |
| 051702300100        | LADOKE AKINTOLA UNIVERSITY OF TECHNOLOGY, OGBOMOSO                 | -                        | -                       | -                     | -                     | -                     | -                                       | -                          | -                       | -                       |
| 051702600100        | OSUN CENTRAL EDUCATIONAL DISTRICT ILA ORANGUN (DISTRICT OFFICE)    | 1,312,633,660.00         | 328,158,415.00          | 93,352,571.50         | 79,424,018.96         | 75,092,210.12         | 247,868,800.58                          | 75.53%                     | 80,289,614.42           | 1,064,764,859.42        |
| 051702700100        | OSUN EAST EDUCATIONAL DISTRICT OFFICE, ILE - IFE (DISTRICT OFFICE) | 1,190,385,680.00         | 297,596,420.00          | 82,338,817.56         | 71,489,509.44         | 67,432,820.10         | 221,261,147.10                          | 74.35%                     | 76,335,272.90           | 969,124,532.90          |
| 051702800100        | OSUN WEST EDUCATIONAL DISTRICT OFFICE, IKIRE (DISTRICT OFFICE)     | 1,101,474,610.00         | 275,368,652.50          | 79,831,421.73         | 69,888,004.74         | 63,911,151.44         | 213,630,577.90                          | 77.58%                     | 61,738,074.60           | 887,844,032.10          |
| 051705100100        | TEACHERS' ESTABLISHMENT AND PENSIONS OFFICE, OSOGBO                | 68,117,650.00            | 17,029,412.50           | 3,117,518.56          | 1,617,980.19          | 1,476,578.14          | 6,212,076.89                            | 36.48%                     | 10,817,335.61           | 61,905,573.11           |
| 051705300100        | BOARD FOR TECHNICAL AND VOCATIONAL EDUCATION                       | 166,556,280.00           | 41,639,070.00           | 10,973,097.52         | 6,920,524.01          | 6,182,591.31          | 24,076,212.83                           | 57.82%                     | 17,562,857.17           | 142,480,067.17          |
| 051705600100        | OFFICE OF HIGHER EDUCATION, BURSARY & SCHOLARSHIP                  | 19,606,970.00            | 4,901,742.50            | 1,005,295.35          | 505,052.31            | 478,517.11            | 1,988,864.77                            | 40.57%                     | 2,912,877.73            | 17,618,105.23           |
|                     | <b>SUB-TOTAL - EDUCATION SECTOR</b>                                | <b>10,764,907,390.00</b> | <b>2,691,226,847.50</b> | <b>654,137,882.76</b> | <b>512,716,162.46</b> | <b>465,266,082.62</b> | <b>1,632,120,127.84</b>                 | <b>60.65%</b>              | <b>1,059,106,719.66</b> | <b>9,132,787,262.16</b> |
|                     | <b>ENVIRONMENT SECTOR</b>  |                          |                         |                       |                       |                       |   |                            |                         |                         |
| 022205600100        | OSUN SIGNAGE, HOARDING AND ADVERTISEMENT AGENCY                    | 9,600,000.00             | 2,400,000.00            | 800,000.00            | 800,000.00            | 800,000.00            | 2,400,000.00                            | 100.00%                    | -                       | 7,200,000.00            |
| 053500100100        | MINISTRY OF ENVIRONMENT & SANITATION                               | 60,265,140.00            | 15,066,285.00           | 3,634,205.94          | 3,214,101.78          | 8,173,854.64          | 15,022,162.36                           | 99.71%                     | 44,122.64               | 45,242,977.64           |
| 053500200100        | OSUN PARKS AND GARDENS MANAGEMENT AGENCY                           | -                        | -                       | -                     | -                     | -                     | -                                       | -                          | -                       | -                       |
| 053505300100        | OSUN STATE WASTE MANAGEMENT AGENCY                                 | 98,209,930.00            | 24,552,482.50           | 6,656,937.42          | 5,426,823.81          | 5,305,361.26          | 17,389,122.49                           | 70.82%                     | 7,163,360.01            | 80,820,807.51           |
| 023305100100        | OFFICE OF FORESTRY, NATURAL & MINERAL RESOURCES                    | 89,123,790.00            | 22,280,947.50           | 8,980,034.52          | 3,688,219.30          | 737,759.48            | 13,406,013.30                           | 60.17%                     | 8,874,934.20            | 75,717,776.70           |
|                     | <b>SUB-TOTAL - ENVIRONMENT SECTOR</b>                              | <b>257,198,860.00</b>    | <b>64,299,715.00</b>    | <b>20,071,177.88</b>  | <b>13,129,144.89</b>  | <b>15,016,975.38</b>  | <b>48,217,298.15</b>                    | <b>74.99%</b>              | <b>16,082,416.85</b>    | <b>208,981,561.85</b>   |
|                     | <b>HEALTH SECTOR</b>   |                          |                         |                       |                       |                       |   |                            |                         |                         |
| 052100100100        | MINISTRY OF HEALTH   | 388,315,970.00           | 97,078,992.50           | 26,857,302.41         | 18,848,327.68         | 26,590,805.58         | 72,296,435.67                           | 74.47%                     | 24,782,556.83           | 316,019,534.33          |
| 052100200100        | OSUN STATE HEALTH INSURANCE SCHEME                                 | 56,106,110.00            | 14,026,527.50           | 2,800,548.73          | 1,698,952.96          | 2,977,681.64          | 7,477,183.33                            | 53.31%                     | 6,549,344.17            | 48,628,926.67           |
| 052102600100        | LAUTECH TEACHING HOSPITAL, OSOGBO                                  | 4,655,834,090.00         | 1,163,958,522.50        | 229,089,786.67        | 148,845,092.88        | 210,942,235.43        | 588,877,114.98                          | 50.59%                     | 575,081,407.52          | 4,066,956,975.02        |
| 052110200100        | OSUN STATE HOSPITALS MANAGEMENT BOARD                              | 2,245,857,400.00         | 561,464,350.00          | 160,858,918.71        | 108,233,289.26        | 151,746,392.85        | 420,838,600.82                          | 74.95%                     | 140,625,749.18          | 1,825,018,799.18        |
| 052111600100        | PRIMARY HEALTH CARE DEVELOPMENT BOARD                              | 71,509,140.00            | 17,877,285.00           | 3,984,904.93          | 2,582,106.24          | 3,133,062.91          | 9,700,074.09                            | 54.26%                     | 8,177,210.91            | 61,809,065.91           |
|                     | <b>SUB-TOTAL - HEALTH SECTOR</b>                                   | <b>7,417,622,710.00</b>  | <b>1,854,405,677.50</b> | <b>423,591,461.47</b> | <b>280,207,769.01</b> | <b>395,390,178.41</b> | <b>1,099,189,408.89</b>                 | <b>59.27%</b>              | <b>755,216,268.61</b>   | <b>6,318,433,301.11</b> |



**STATE GOVERNMENT OF OSUN  
MINISTRY OF ECONOMIC PLANNING AND BUDGET  
PERSONNEL PERFORMANCE BY MDAs FOR THE FIRST QUARTER, 2020**

*[Signature]*  
Permanent Secretary  
MINISTRY OF ECONOMIC PLANNING,  
BUDGET & DEVELOPMENT  
State of Osun, Osoyofo  
Date: 21/04/2020

**PERSONNEL EXPENDITURE  
STATE FUND**

| ADMINISTRATIVE CODE | MDAS   | 2020 APPROVED ESTIMATES  | PRO-RATA ESTIMATES      | JANUARY                 | FEBRUARY                | MARCH                   | TOTAL PERSONNEL: JANUARY TO MARCH, 2020 | PERCENT AGE OF PERFORMANCE | VARIANCE                | BALANCE                  |
|---------------------|--|--------------------------|-------------------------|-------------------------|-------------------------|-------------------------|---|----------------------------|-------------------------|--------------------------|
|                     |  | A                        | B                       |                         |                         |                         | C                                       | D                          | F = B - C               | G = A - C                |
|                     | <b>INFRASTRUCTURE SECTOR</b>                                 |                          |                         |                         |                         |                         |   |                            |                         |                          |
| 022905300100        | OFFICE OF THE TRANSPORTATION                                 | 167,930,710.00           | 41,982,677.50           | 13,390,008.47           | 9,687,409.00            | 8,955,939.94            | 32,033,357.41                           | 76.30%                     | 9,949,320.09            | 135,897,352.59           |
| 023400100100        | MINISTRY OF WORKS & TRANSPORT                                | 161,424,600.00           | 40,356,150.00           | 12,335,505.00           | 7,823,603.82            | 7,176,442.31            | 27,335,551.14                           | 67.74%                     | 13,020,598.86           | 134,089,048.86           |
| 023400200100        | OFFICE OF THE SURVEYOR - GENERAL                             | 21,811,990.00            | 5,452,997.50            | 1,515,405.79            | 823,385.95              | 722,108.19              | 3,060,899.94                            | 56.13%                     | 2,392,097.56            | 18,751,090.06            |
| 023400400100        | OSUN ROAD MAINTENANCE AGENCY                                 | 55,201,840.00            | 13,800,460.00           | 3,228,559.54            | 1,842,555.20            | 1,738,913.57            | 6,810,028.31                            | 49.35%                     | 6,990,431.69            | 48,391,811.69            |
| 025305300100        | OSUN STATE PROPERTY DEVELOPMENT CORPORATION                  | 48,907,910.00            | 12,226,977.50           | 2,795,099.66            | 1,318,265.68            | 1,183,039.53            | 5,296,404.87                            | 43.32%                     | 6,930,572.63            | 43,611,505.13            |
| 025305600100        | OSUN STATE CAPITAL TERRITORY DEVELOPMENT AUTHORITY           | 19,220,800.00            | 4,805,200.00            | 1,217,588.86            | 579,582.01              | 542,133.84              | 2,339,304.71                            | 48.68%                     | 2,465,895.29            | 16,881,495.29            |
| 025305500100        | OSUN NEW TOWNS AND GROWTH AREAS DEVELOPMENT AUTHORITY        | -                        | -                       | -                       | -                       | -                       | -                                       | -                          | -                       | -                        |
| 026000100100        | MINISTRY OF LANDS AND PHYSICAL PLANNING                      | 79,481,760.00            | 19,870,440.00           | 6,234,101.33            | 3,961,737.34            | 3,912,423.68            | 14,108,262.35                           | 71.00%                     | 5,762,177.65            | 65,373,497.65            |
|                     | <b>SUB-TOTAL - INFRASTRUCTURE SECTOR</b>                     | <b>553,979,610.00</b>    | <b>138,494,902.50</b>   | <b>40,716,268.65</b>    | <b>26,036,539.01</b>    | <b>24,231,001.06</b>    | <b>90,983,808.72</b>                    | <b>65.69%</b>              | <b>47,511,093.78</b>    | <b>462,995,801.28</b>    |
|                     | <b>SOCIAL DEVELOPMENT AND WELFARE SECTOR</b>                 |                          |                         |                         |                         |                         |   |                            |                         |                          |
| 012400100100        | MINISTRY OF HOME AFFAIRS                                     | 125,945,930.00           | 31,486,482.50           | 6,105,443.13            | 4,295,523.37            | 3,474,835.86            | 13,875,802.35                           | 44.07%                     | 17,610,680.15           | 112,070,127.65           |
| 051400100100        | MINISTRY OF WOMEN & CHILDREN AFFAIRS                         | 72,701,650.00            | 18,175,412.50           | 5,343,818.35            | 3,638,849.27            | 3,283,905.33            | 12,266,572.94                           | 67.49%                     | 5,908,839.56            | 60,435,077.06            |
| 053900100100        | MINISTRY OF SOCIAL PROTECTION, SPORTS & SPECIAL NEEDS        | 38,350,510.00            | 9,587,627.50            | 2,859,189.54            | 2,694,909.35            | 2,361,577.63            | 7,915,676.51                            | 82.56%                     | 1,671,950.99            | 30,434,833.49            |
| 053905100100        | OSUN STATE SPORTS COUNCIL                                    | 133,624,140.00           | 33,406,035.00           | 10,055,752.79           | 8,050,453.46            | 8,327,233.10            | 26,433,439.35                           | 79.13%                     | 6,972,595.65            | 107,190,700.65           |
|                     | <b>SUB-TOTAL - SOCIAL DEVELOPMENT AND WELFARE SECTOR</b>     | <b>370,622,230.00</b>    | <b>92,655,557.50</b>    | <b>24,364,203.80</b>    | <b>18,679,735.45</b>    | <b>17,447,551.91</b>    | <b>60,491,491.16</b>                    | <b>65.29%</b>              | <b>32,164,066.34</b>    | <b>310,130,738.84</b>    |
|                     | <b>SECURITY LAW AND JUSTICE SECTOR</b>                       |                          |                         |                         |                         |                         |   |                            |                         |                          |
| 031801100100        | JUDICIAL SERVICE COMMISSION                                  | 63,849,100.00            | 15,962,275.00           | 3,696,813.88            | 2,789,430.90            | 3,336,065.53            | 9,822,310.30                            | 61.53%                     | 6,139,964.70            | 54,026,789.70            |
| 032600100100        | MINISTRY OF JUSTICE  | 267,131,790.00           | 66,782,947.50           | 9,701,965.56            | 6,298,261.30            | 5,373,281.60            | 21,373,508.46                           | 32.00%                     | 45,409,439.04           | 245,758,281.54           |
| 032605100100        | THE JUDICIARY (HIGH COURT OF JUSTICE)                        | 485,996,060.00           | 121,499,015.00          | 92,029,510.30           | 14,891,753.59           | 12,359,177.93           | 119,280,441.83                          | 98.17%                     | 2,218,573.17            | 366,715,618.17           |
| 032605200100        | CUSTOMARY COURT OF APPEAL                                    | 403,125,380.00           | 100,781,345.00          | 29,930,612.52           | 9,039,680.26            | 8,433,529.45            | 47,403,822.23                           | 47.04%                     | 53,377,522.77           | 355,721,557.77           |
|                     | <b>SUB-TOTAL - SECURITY LAW AND JUSTICE SECTOR</b>           | <b>1,220,102,330.00</b>  | <b>305,025,582.50</b>   | <b>135,358,902.25</b>   | <b>33,019,126.05</b>    | <b>29,502,054.51</b>    | <b>197,880,082.82</b>                   | <b>64.87%</b>              | <b>107,145,499.68</b>   | <b>1,022,222,247.18</b>  |
|                     | <b>INFORMATION AND COMMUNICATION SECTOR</b>                  |                          |                         |                         |                         |                         |   |                            |                         |                          |
| 012300100100        | MINISTRY OF INFORMATION & CIVIC ORIENTATION                  | 61,750,250.00            | 15,437,562.50           | 3,252,566.53            | 2,222,153.24            | 2,745,697.68            | 8,220,417.45                            | 53.25%                     | 7,217,145.05            | 53,529,832.55            |
| 012300300100        | OSUN STATE BROADCASTING CORPORATION                          | 218,808,790.00           | 54,702,197.50           | 17,194,693.62           | 9,220,397.18            | 8,237,663.39            | 34,652,754.19                           | 63.35%                     | 20,049,443.31           | 184,156,035.81           |
|                     | <b>SUB-TOTAL - INFORMATION AND COMMUNICATION SECTOR</b>      | <b>280,559,040.00</b>    | <b>70,139,760.00</b>    | <b>20,447,260.15</b>    | <b>11,442,550.42</b>    | <b>10,983,361.07</b>    | <b>42,873,171.64</b>                    | <b>61.13%</b>              | <b>27,266,588.36</b>    | <b>237,685,868.36</b>    |
|                     | <b>WATER AND SANITATION SECTOR</b>                           |                          |                         |                         |                         |                         |   |                            |                         |                          |
| 025200100100        | OFFICE OF WATER RESOURCES, RURAL AND COMMUNITY AFFAIRS       | 66,861,660.00            | 16,715,415.00           | 4,438,614.29            | 4,344,637.57            | 4,610,908.21            | 13,394,160.07                           | 80.13%                     | 3,321,254.93            | 53,467,499.93            |
| 025210200100        | OSUN STATE WATER CORPORATION                                 | 487,147,050.00           | 121,786,762.50          | 24,753,667.89           | 10,933,264.35           | 10,336,715.51           | 46,023,647.76                           | 37.79%                     | 75,763,114.74           | 441,123,402.24           |
| 025210300100        | RURAL WATER & ENVIRONMENTAL SANITATION AGENCY                | 67,981,850.00            | 16,995,462.50           | 4,433,097.12            | 2,098,149.48            | 1,921,232.99            | 8,452,479.59                            | 49.73%                     | 8,542,982.91            | 59,529,370.41            |
|                     | <b>SUB-TOTAL - WATER AND SANITATION SECTOR</b>               | <b>621,990,560.00</b>    | <b>155,497,640.00</b>   | <b>33,625,379.30</b>    | <b>17,376,051.40</b>    | <b>16,868,856.72</b>    | <b>67,870,287.42</b>                    | <b>43.65%</b>              | <b>87,627,352.58</b>    | <b>554,120,272.58</b>    |
|                     | <b>FINANCE &amp; REVENUE MOBILIZATION SECTOR</b>             |                          |                         |                         |                         |                         |   |                            |                         |                          |
| 022000100100        | MINISTRY OF FINANCE  | 998,928,050.00           | 249,732,012.50          | 99,725,415.83           | 139,902,012.36          | 9,918,091.45            | 249,545,519.64                          | 99.93%                     | 186,492.86              | 749,382,530.36           |
| 022000200100        | DEBT MANAGEMENT OFFICE                                       | 5,062,960.00             | 1,265,740.00            | -                       | -                       | -                       | -                                       | 0.00%                      | 1,265,740.00            | 5,062,960.00             |
| 022000700100        | OFFICE OF THE ACCOUNTANT - GENERAL                           | 128,162,760.00           | 32,040,690.00           | 9,470,684.60            | 5,400,398.51            | 4,774,876.98            | 19,645,960.09                           | 61.32%                     | 12,394,729.91           | 108,516,799.91           |
| 022000800100        | OSUN STATE INTERNAL REVENUE SERVICE                          | 38,658,580.00            | 9,664,645.00            | 3,089,286.97            | 1,846,537.42            | 1,967,903.57            | 6,903,727.96                            | 71.43%                     | 2,760,917.04            | 31,754,852.04            |
|                     | <b>SUB-TOTAL - FINANCE &amp; REVENUE MOBILIZATION SECTOR</b> | <b>1,170,812,350.00</b>  | <b>292,703,087.50</b>   | <b>112,285,387.40</b>   | <b>147,148,948.29</b>   | <b>16,660,872.01</b>    | <b>276,095,207.70</b>                   | <b>94.33%</b>              | <b>16,607,879.80</b>    | <b>894,717,142.30</b>    |
|                     | <b>OTHER EXPENDITURE</b>                                     |                          |                         |                         |                         |                         |   |                            |                         |                          |
|                     | SALARY, GRATUITY AND PENSION ARREARS                         |                          | -                       | -                       | -                       | -                       | -                                       | -                          | -                       | -                        |
|                     | <b>TOTAL STATE FUNDED EXPENDITURE</b>                        | <b>36,465,191,230.00</b> | <b>9,116,297,807.50</b> | <b>2,487,279,610.30</b> | <b>1,720,082,508.30</b> | <b>1,724,741,524.38</b> | <b>5,932,103,642.98</b>                 | <b>65.07%</b>              | <b>3,184,194,164.52</b> | <b>30,533,087,587.02</b> |



**STATE GOVERNMENT OF OSUN  
MINISTRY OF ECONOMIC PLANNING AND BUDGET  
PERSONNEL PERFORMANCE BY MDAs FOR THE FIRST QUARTER, 2020  
PERSONNEL EXPENDITURE**

*[Signature]*  
PERMANENT SECRETARY  
MINISTRY OF ECONOMIC PLANNING,  
BUDGET & DEVELOPMENT  
State of Osun, Osoyo  
Date: 21/04/2020

**STATE FUND**

| ADMINISTRATIVE CODE | MDAS | 2020 APPROVED ESTIMATES | PRO-RATA ESTIMATES | JANUARY | FEBRUARY | MARCH | TOTAL PERSONNEL: JANUARY TO MARCH, 2020 | PERCENT AGE OF PERFORMANCE | VARIANCE         | BALANCE          |
|---------------------|------|-------------------------|--------------------|---------|----------|-------|---|----------------------------|------------------|------------------|
|                     |      | <b>A</b>                | <b>B</b>           |         |          |       | <b>C</b>                                | <b>D</b>                   | <b>F = B - C</b> | <b>G = A - C</b> |

**PERSONNEL EXPENDITURE FROM RETAINABLE INTERNALLY GENERATED REVENUE**

| ADMINISTRATIVE CODE | MDAS  | 2020 APPROVED ESTIMATES | PRO-RATA ESTIMATES | JANUARY               | FEBRUARY              | MARCH                 | TOTAL PERSONNEL: JANUARY TO MARCH, 2020 | PERCENT AGE OF PERFORMANCE | VARIANCE                | BALANCE                 |
|---------------------|---|-------------------------|--------------------|-----------------------|-----------------------|-----------------------|---|----------------------------|-------------------------|-------------------------|
|                     |   | <b>A</b>                | <b>B</b>           |                       |                       |                       | <b>C</b>                                | <b>D</b>                   | <b>F = B - C</b>        | <b>G = A - C</b>        |
| 021510200100        | OSUN STATE AGRICULTURAL DEVELOPMENT PROGRAMME             |                         | -                  | -                     | -                     | -                     | -                                       |                            | -                       | -                       |
| 021510300100        | OSUN STATE AGRICULTURAL DEVELOPMENT CORPORATION           |                         | -                  | -                     | -                     | -                     | -                                       |                            | -                       | -                       |
| 051701800100        | OSUN STATE COLLEGE OF TECHNOLOGY, ESA-OKE                 |                         | -                  | 772,600.00            | 13,090,944.95         | 14,122,137.92         | 27,985,682.87                           |                            | (27,985,682.87)         | (27,985,682.87)         |
| 051701900100        | OSUN STATE POLYTECHNIC, IREE                              |                         | -                  |                       |                       |                       | -                                       |                            | -                       | -                       |
| 051702000100        | OSUN STATE COLLEGE OF EDUCATION, ILESA                    |                         | -                  | 23,522,667.44         | 14,764,089.27         | 27,857,737.24         | 66,144,493.95                           |                            | (66,144,493.95)         | (66,144,493.95)         |
| 051702100100        | OSUN STATE COLLEGE OF EDUCATION, ILA-ORANGUN              |                         | -                  | 16,861,632.00         | 12,467,710.36         |                       | 29,329,342.36                           |                            | (29,329,342.36)         | (29,329,342.36)         |
| 051702200100        | OSUN STATE UNIVERSITY, OSOGBO                             |                         | -                  | 73,477,175.16         | 75,341,282.93         | 88,891,748.36         | 237,710,206.45                          |                            | (237,710,206.45)        | (237,710,206.45)        |
| 052102600100        | LAUTECH TEACHING HOSPITAL, OSOGBO                         |                         | -                  |                       |                       |                       | -                                       |                            | -                       | -                       |
| 025305300100        | OSUN STATE PROPERTY DEVELOPMENT CORPORATION               |                         | -                  | 617,041.94            | 1,738,565.56          | 760,100.00            | 3,115,707.50                            |                            | (3,115,707.50)          | (3,115,707.50)          |
| 012300300100        | OSUN STATE BROADCASTING CORPORATION                       |                         | -                  | 817,400.00            | 772,000.00            | 772,000.00            | 2,361,400.00                            |                            | (2,361,400.00)          | (2,361,400.00)          |
| 025210200100        | OSUN STATE WATER CORPORATION                              |                         | -                  |                       |                       |                       | -                                       |                            | -                       | -                       |
| 051300100100        | MINISTRY OF EMPOWERMENT AND YOUTH ENGAGEMENT              |                         | -                  | 312,079,631.00        | 11,617,773.50         | 12,870,292.60         | 336,567,697.10                          |                            | (336,567,697.10)        | (336,567,697.10)        |
|                     | <b>TOTAL EXPENDITURE ON PERSONNEL EXPENDITURE FROM RE</b> | <b>-</b>                | <b>-</b>           | <b>116,068,516.54</b> | <b>118,174,593.07</b> | <b>132,403,723.52</b> | <b>366,646,833.13</b>                   |                            | <b>(366,646,833.13)</b> | <b>(366,646,833.13)</b> |

**SUMMARY**

| ITEMS  | 2020 APPROVED ESTIMATES  | PRO-RATA ESTIMATES      | JANUARY                 | FEBRUARY                | MARCH                   | TOTAL PERSONNEL: JANUARY TO MARCH, 2020 | PERCENT AGE OF PERFORMANCE | VARIANCE                | BALANCE                  |
|--|--------------------------|-------------------------|-------------------------|-------------------------|-------------------------|---|----------------------------|-------------------------|--------------------------|
|  | <b>A</b>                 | <b>B</b>                |                         |                         |                         | <b>C</b>                                | <b>D</b>                   | <b>F = B - C</b>        | <b>G = A - C</b>         |
| TOTAL STATE FUNDED EXPENDITURE                             | 36,465,191,230.00        | 9,116,297,807.50        | 2,487,279,610.30        | 1,720,082,508.30        | 1,724,741,524.38        | 5,932,103,642.98                        | 65.07%                     | 3,184,194,164.52        | 30,533,087,587.02        |
| TOTAL EXPENDITURE ON PERSONNEL EXPENDITURE FROM RETAINABLE | -                        | -                       | 116,068,516.54          | 118,174,593.07          | 132,403,723.52          | 366,646,833.13                          |                            | (366,646,833.13)        | (366,646,833.13)         |
| TOTAL EXPENDITURE ON DOMESTIC AID AND GRANTS               | -                        | -                       | -                       | -                       | -                       | -                                       |                            | -                       | -                        |
| TOTAL EXPENDITURE ON FOREIGN AID AND GRANTS                | -                        | -                       | -                       | -                       | -                       | -                                       |                            | -                       | -                        |
| TOTAL EXPENDITURE ON BORROWINGS                            | -                        | -                       | -                       | -                       | -                       | -                                       |                            | -                       | -                        |
| <b>TOTAL OUTFLOW</b>                                       | <b>36,465,191,230.00</b> | <b>9,116,297,807.50</b> | <b>2,603,348,126.84</b> | <b>1,838,257,101.37</b> | <b>1,857,145,247.90</b> | <b>6,298,750,476.11</b>                 | <b>69.09%</b>              | <b>2,817,547,331.39</b> | <b>30,166,440,753.89</b> |



**STATE GOVERNMENT OF OSUN  
MINISTRY OF ECONOMIC PLANNING AND BUDGET  
OTHER RECURRENT EXPENDITURE PERFORMANCE BY MDAs FOR THE FIRST QUARTER, 2020  
OTHER RECURRENT EXPENDITURE  
STATE FUND**

| ADMINISTRATIVE CODE | MDAS  | 2020 APPROVED ESTIMATES | PRO-RATA ESTIMATES      | JANUARY               | FEBRUARY              | MARCH                 | TOTAL RECURRENT: JANUARY TO MARCH, 2020 | PERCENT AGE OF PERFORMANCE | VARIANCE              | BALANCE                 |
|---------------------|---|-------------------------|-------------------------|-----------------------|-----------------------|-----------------------|---|----------------------------|-----------------------|-------------------------|
|                     |   | A                       | B                       |                       |                       |                       | C                                       | D                          | F = B - C             | G = A - C               |
|                     | <b>GOVERNANCE AND ADMINISTRATION SECTOR</b>             |                         |                         |                       |                       |                       |   |                            |                       |                         |
| 011100100100        | OFFICE OF THE GOVERNOR                                  | 4,407,059,870.00        | 1,101,764,967.50        | 407,486,160.40        | 374,901,830.51        | 318,935,828.14        | 1,101,323,819.05                        | 99.96%                     | 441,148.45            | 3,305,736,050.95        |
| 011100100900        | OFFICE OF POLICY COORDINATION                           | -                       | -                       | -                     | -                     | -                     | -                                       | -                          | -                     | -                       |
| 011101000100        | PUBLIC PROCUREMENT AGENCY                               | 33,460,000.00           | 8,365,000.00            | -                     | 150,000.00            | -                     | 150,000.00                              | 1.79%                      | 8,215,000.00          | 33,310,000.00           |
| 011101900100        | MINISTRY OF SPECIAL DUTIES                              | 10,575,820.00           | 2,643,955.00            | -                     | -                     | -                     | -                                       | 0.00%                      | 2,643,955.00          | 10,575,820.00           |
| 011103500100        | BUREAU OF PUBLIC SERVICE PENSION                        | 2,643,960.00            | 660,990.00              | 200,000.00            | 200,000.00            | -                     | 400,000.00                              | 60.52%                     | 260,990.00            | 2,243,960.00            |
| 011200300100        | OSUN STATE HOUSE OF ASSEMBLY                            | 1,290,503,940.00        | 322,625,985.00          | 50,000,000.00         | 91,166,650.00         | 50,000,000.00         | 191,166,650.00                          | 59.25%                     | 131,459,335.00        | 1,099,337,290.00        |
| 011200400100        | OSUN STATE HOUSE OF ASSEMBLY SERVICE COMMISSION         | 69,230,000.00           | 17,307,500.00           | 1,000,000.00          | 1,000,000.00          | 1,000,000.00          | 3,000,000.00                            | 17.33%                     | 14,307,500.00         | 66,230,000.00           |
| 014000100100        | OFFICE OF THE AUDITOR GENERAL ( STATE )                 | 12,172,990.00           | 3,043,247.50            | 751,500.00            | 751,500.00            | 751,500.00            | 2,254,500.00                            | 74.08%                     | 788,747.50            | 9,918,490.00            |
| 014000200100        | OFFICE OF THE AUDITOR GENERAL (LOCAL GOVERNMENTS)       | 12,690,990.00           | 3,172,747.50            | 751,500.00            | 2,254,500.00          | -                     | 3,006,000.00                            | 94.74%                     | 166,747.50            | 9,684,990.00            |
| 012500500100        | BUREAU OF HUMAN RESOURCES AND CAPACITY BUILDING         | 211,542,310.00          | 52,885,577.50           | -                     | 400,000.00            | 5,469,000.00          | 5,869,000.00                            | 11.10%                     | 47,016,577.50         | 205,673,310.00          |
| 014700100100        | CIVIL SERVICE COMMISSION                                | 15,000,000.00           | 3,750,000.00            | -                     | 500,000.00            | -                     | 500,000.00                              | 13.33%                     | 3,250,000.00          | 14,500,000.00           |
| 014700200100        | LOCAL GOVERNMENTS SERVICE COMMISSION                    | 400,000,000.00          | 100,000,000.00          | -                     | -                     | -                     | -                                       | 0.00%                      | 100,000,000.00        | 400,000,000.00          |
| 014800100100        | OSUN STATE INDEPENDENT ELECTORAL COMMISSION             | 1,500,000,000.00        | 375,000,000.00          | -                     | 1,000,000.00          | -                     | 1,000,000.00                            | 0.27%                      | 374,000,000.00        | 1,499,000,000.00        |
| 022800100100        | MINISTRY OF INNOVATION, SCIENCE AND TECHNOLOGY          | 32,355,000.00           | 8,088,750.00            | -                     | 250,000.00            | -                     | 250,000.00                              | 3.09%                      | 7,838,750.00          | 32,105,000.00           |
| 045102100100        | MINISTRY OF REGIONAL INTEGRATION & SPECIAL DUTIES       | 46,000,000.00           | 11,500,000.00           | -                     | 250,000.00            | 914,000.00            | 1,164,000.00                            | 10.12%                     | 10,336,000.00         | 44,836,000.00           |
| 085100100100        | MINISTRY OF LOCAL GOVERNMENTS AND CHIEFTAINCY AFFAIRS   | 12,990,000.00           | 3,247,500.00            | -                     | -                     | -                     | -                                       | 0.00%                      | 3,247,500.00          | 12,990,000.00           |
|                     | <b>SUB-TOTAL - GOVERNANCE AND ADMINISTRATION SECTOR</b> | <b>8,056,224,880.00</b> | <b>2,014,056,220.00</b> | <b>460,189,160.40</b> | <b>472,824,480.51</b> | <b>377,070,328.14</b> | <b>1,310,083,969.05</b>                 | <b>65.05%</b>              | <b>703,972,250.95</b> | <b>6,746,140,910.95</b> |
|                     | <b>AGRICULTURE SECTOR</b>                               |                         |                         |                       |                       |                       |   |                            |                       |                         |
| 021500100100        | MINISTRY OF AGRICULTURE, FOOD SECURITY                  | 88,308,110.00           | 22,077,027.50           | -                     | 250,000.00            | 379,000.00            | 629,000.00                              | 2.85%                      | 21,448,027.50         | 87,679,110.00           |
| 021501400100        | OSUN PRODUCE BOARD                                      | 15,000,000.00           | 3,750,000.00            | -                     | 150,000.00            | -                     | 150,000.00                              | 4.00%                      | 3,600,000.00          | 14,850,000.00           |
| 021510200100        | OSUN STATE AGRICULTURAL DEVELOPMENT PROGRAMME           | 5,816,700.00            | 1,454,175.00            | 772,500.00            | 639,500.00            | -                     | 1,412,000.00                            | 97.10%                     | 42,175.00             | 4,404,700.00            |
| 021510300100        | OSUN STATE AGRICULTURAL DEVELOPMENT CORPORATION         | -                       | -                       | -                     | -                     | -                     | -                                       | -                          | -                     | -                       |
|                     | <b>SUB-TOTAL - AGRICULTURE SECTOR</b>                   | <b>109,124,810.00</b>   | <b>27,281,202.50</b>    | <b>772,500.00</b>     | <b>1,039,500.00</b>   | <b>379,000.00</b>     | <b>2,191,000.00</b>                     | <b>8.03%</b>               | <b>25,090,202.50</b>  | <b>106,933,810.00</b>   |
|                     | <b>PLANNING AND BUDGET SECTOR</b>                       |                         |                         |                       |                       |                       |   |                            |                       |                         |
| 022000300100        | MINISTRY OF ECONOMIC PLANNING & BUDGET                  | 263,472,760.00          | 65,868,190.00           | -                     | 18,700,000.00         | -                     | 18,700,000.00                           | 28.39%                     | 47,168,190.00         | 244,772,760.00          |
| 023800400100        | STATE BUREAU OF STATISTICS                              | 35,380,000.00           | 8,845,000.00            | -                     | 150,000.00            | -                     | 150,000.00                              | 1.70%                      | 8,695,000.00          | 35,230,000.00           |
|                     | <b>SUB-TOTAL - PLANNING AND BUDGET SECTOR</b>           | <b>298,852,760.00</b>   | <b>74,713,190.00</b>    | <b>-</b>              | <b>18,850,000.00</b>  | <b>-</b>              | <b>18,850,000.00</b>                    | <b>25.23%</b>              | <b>55,863,190.00</b>  | <b>280,002,760.00</b>   |
|                     | <b>COMMERCE AND INDUSTRY SECTOR</b>                     |                         |                         |                       |                       |                       |   |                            |                       |                         |
| 011100800100        | OFFICE OF ENTERPRISE AND WEALTH CREATION                | -                       | -                       | -                     | -                     | -                     | -                                       | -                          | -                     | -                       |
| 022200100100        | MINISTRY OF INDUSTRY, COMMERCE & COOPERATIVES           | 109,803,620.00          | 27,450,905.00           | 3,511,125.00          | 732,000.00            | -                     | 4,243,125.00                            | 15.46%                     | 23,207,780.00         | 105,560,495.00          |
| 022205100100        | OSUN MICRO CREDIT AGENCY                                | 8,060,040.00            | 2,015,010.00            | 1,792,600.00          | 150,000.00            | -                     | 1,942,600.00                            | 96.41%                     | 72,410.00             | 6,117,440.00            |
| 023600100100        | MINISTRY OF CULTURE & TOURISM                           | 4,759,110.00            | 1,189,777.50            | -                     | 250,000.00            | -                     | 250,000.00                              | 21.01%                     | 939,777.50            | 4,509,110.00            |
| 023600400100        | OSUN STATE COUNCIL FOR ARTS AND CULTURE                 | 10,500,000.00           | 2,625,000.00            | -                     | 150,000.00            | -                     | 150,000.00                              | 5.71%                      | 2,475,000.00          | 10,350,000.00           |
| 023605200100        | OSUN STATE TOURISM BOARD                                | 5,083,800.00            | 1,270,950.00            | -                     | 100,000.00            | -                     | 100,000.00                              | 7.87%                      | 1,170,950.00          | 4,983,800.00            |
| 051300100100        | MINISTRY OF EMPOWERMENT AND YOUTH ENGAGEMENT            | 90,042,530.00           | 22,510,632.50           | -                     | -                     | -                     | -                                       | 0.00%                      | 22,510,632.50         | 90,042,530.00           |
|                     | <b>SUB-TOTAL - COMMERCE AND INDUSTRY SECTOR</b>         | <b>228,249,100.00</b>   | <b>57,062,275.00</b>    | <b>5,303,725.00</b>   | <b>1,382,000.00</b>   | <b>-</b>              | <b>6,685,725.00</b>                     | <b>11.72%</b>              | <b>50,376,550.00</b>  | <b>221,563,375.00</b>   |

  
 Permanent Secretary  
 MINISTRY OF ECONOMIC PLANNING,  
 BUDGET & DEVELOPMENT  
 State of Osun, Osozo  
 21/04/2020



**MINISTRY OF ECONOMIC PLANNING AND BUDGET  
OTHER RECURRENT EXPENDITURE PERFORMANCE BY MDAs FOR THE FIRST QUARTER, 2020**

**OTHER RECURRENT EXPENDITURE**

**STATE FUND**

| ADMINISTRATIVE CODE       | MDAS   | 2020 APPROVED ESTIMATES | PRO-RATA ESTIMATES    | JANUARY              | FEBRUARY             | MARCH                | TOTAL RECURRENT: JANUARY TO MARCH, 2020 | PERCENT AGE OF PERFORMANCE | VARIANCE              | BALANCE                 |
|---------------------------|--|-------------------------|-----------------------|----------------------|----------------------|----------------------|---|----------------------------|-----------------------|-------------------------|
|                           |  | A                       | B                     |                      |                      |                      | C                                       | D                          | F = B - C             | G = A - C               |
| <b>EDUCATION SECTOR</b>   |  |                         |                       |                      |                      |                      |   |                            |                       |                         |
| 051700100100              | MINISTRY OF EDUCATION  | 421,560,790.00          | 105,390,197.50        | -                    | 450,000.00           | 12,230,190.00        | 12,680,190.00                           | 12.03%                     | 92,710,007.50         | 408,880,600.00          |
| 051700300100              | STATE UNIVERSAL BASIC EDUCATION BOARD                              | 90,000,000.00           | 22,500,000.00         | -                    | -                    | -                    | -                                       | 0.00%                      | 22,500,000.00         | 90,000,000.00           |
| 051700800100              | OSUN STATE LIBRARY BOARD   | 708,580.00              | 177,145.00            | -                    | 100,000.00           | -                    | 100,000.00                              | 56.45%                     | 77,145.00             | 608,580.00              |
| 051701000100              | OSUN STATE MASS EDUCATION AGENCY                                   | 2,828,330.00            | 707,082.50            | -                    | 100,000.00           | -                    | 100,000.00                              | 14.14%                     | 607,082.50            | 2,728,330.00            |
| 051701800100              | OSUN STATE COLLEGE OF TECHNOLOGY, ESA-OKE                          | 723,245,700.00          | 180,811,425.00        | -                    | -                    | -                    | -                                       | 0.00%                      | 180,811,425.00        | 723,245,700.00          |
| 051701900100              | OSUN STATE POLYTECHNIC, IREE                                       | 546,321,600.00          | 136,580,400.00        | -                    | -                    | -                    | -                                       | 0.00%                      | 136,580,400.00        | 546,321,600.00          |
| 051702000100              | OSUN STATE COLLEGE OF EDUCATION, ILESA                             | 431,647,330.00          | 107,911,832.50        | -                    | -                    | -                    | -                                       | 0.00%                      | 107,911,832.50        | 431,647,330.00          |
| 051702100100              | OSUN STATE COLLEGE OF EDUCATION, ILA-ORANGUN                       | 78,500,000.00           | 19,625,000.00         | -                    | -                    | -                    | -                                       | 0.00%                      | 19,625,000.00         | 78,500,000.00           |
| 051702200100              | OSUN STATE UNIVERSITY, OSOGBO                                      | 766,000,000.00          | 191,500,000.00        | -                    | -                    | -                    | -                                       | 0.00%                      | 191,500,000.00        | 766,000,000.00          |
| 051702300100              | LADOKE AKINTOLA UNIVERSITY OF TECHNOLOGY, OGBOMOSO                 | -                       | -                     | -                    | -                    | -                    | -                                       | -                          | -                     | -                       |
| 051702600100              | OSUN CENTRAL EDUCATIONAL DISTRICT ILA ORANGUN (DISTRICT OFFICE)    | 58,000,000.00           | 14,500,000.00         | -                    | 150,000.00           | -                    | 150,000.00                              | 1.03%                      | 14,350,000.00         | 57,850,000.00           |
| 051702700100              | OSUN EAST EDUCATIONAL DISTRICT OFFICE, ILE - IFE (DISTRICT OFFICE) | 58,000,000.00           | 14,500,000.00         | -                    | 150,000.00           | -                    | 150,000.00                              | 1.03%                      | 14,350,000.00         | 57,850,000.00           |
| 051702800100              | OSUN WEST EDUCATIONAL DISTRICT OFFICE, IKIRE (DISTRICT OFFICE)     | 57,500,000.00           | 14,375,000.00         | -                    | 150,000.00           | -                    | 150,000.00                              | 1.04%                      | 14,225,000.00         | 57,350,000.00           |
| 051705100100              | TEACHERS' ESTABLISHMENT AND PENSIONS OFFICE, OSOGBO                | 4,500,000.00            | 1,125,000.00          | -                    | 150,000.00           | -                    | 150,000.00                              | 13.33%                     | 975,000.00            | 4,350,000.00            |
| 051705300100              | BOARD FOR TECHNICAL AND VOCATIONAL EDUCATION                       | 21,151,640.00           | 5,287,910.00          | -                    | 150,000.00           | -                    | 150,000.00                              | 2.84%                      | 5,137,910.00          | 21,001,640.00           |
| 051705600100              | OFFICE OF HIGHER EDUCATION, BURSARY & SCHOLARSHIP                  | 10,000,000.00           | 2,500,000.00          | -                    | 100,000.00           | -                    | 100,000.00                              | 4.00%                      | 2,400,000.00          | 9,900,000.00            |
| 051706500100              | OSUN EDUCATION QUALITY ASSURANCE AND MORALITY AGENCY               | 5,000,000.00            | 1,250,000.00          | -                    | 100,000.00           | -                    | 100,000.00                              | 8.00%                      | 1,150,000.00          | 4,900,000.00            |
|                           | <b>SUB-TOTAL - EDUCATION SECTOR</b>                                | <b>3,274,963,970.00</b> | <b>818,740,992.50</b> | <b>-</b>             | <b>1,600,000.00</b>  | <b>12,230,190.00</b> | <b>13,830,190.00</b>                    | <b>1.69%</b>               | <b>804,910,802.50</b> | <b>3,261,133,780.00</b> |
| <b>ENVIRONMENT SECTOR</b> |  |                         |                       |                      |                      |                      |   |                            |                       |                         |
| 022205600100              | OSUN SIGNAGE, HOARDING AND ADVERTISEMENT AGENCY                    | 31,727,460.00           | 7,931,865.00          | 7,533,664.54         | -                    | 200,000.00           | 7,733,664.54                            | 97.50%                     | 198,200.46            | 23,993,795.46           |
| 053500100100              | MINISTRY OF ENVIRONMENT & SANITATION                               | 24,900,000.00           | 6,225,000.00          | 3,552,000.00         | 250,000.00           | 2,360,000.00         | 6,162,000.00                            | 98.99%                     | 63,000.00             | 18,738,000.00           |
| 053500200100              | OSUN PARKS AND GARDENS MANAGEMENT AGENCY                           | 20,000,000.00           | 5,000,000.00          | -                    | 150,000.00           | -                    | 150,000.00                              | 3.00%                      | 4,850,000.00          | 19,850,000.00           |
| 053505300100              | OSUN STATE WASTE MANAGEMENT AGENCY                                 | 70,846,180.00           | 17,711,545.00         | 3,992,000.00         | 11,700,000.00        | 2,000,000.00         | 17,692,000.00                           | 99.89%                     | 19,545.00             | 53,154,180.00           |
| 023305100100              | OFFICE OF FORESTRY, NATURAL & MINERAL RESOURCES                    | 8,460,650.00            | 2,115,162.50          | -                    | 150,000.00           | 580,000.00           | 730,000.00                              | 34.51%                     | 1,385,162.50          | 7,730,650.00            |
|                           | <b>SUB-TOTAL - ENVIRONMENT SECTOR</b>                              | <b>155,934,290.00</b>   | <b>38,983,572.50</b>  | <b>15,077,664.54</b> | <b>12,250,000.00</b> | <b>5,140,000.00</b>  | <b>32,467,664.54</b>                    | <b>83.29%</b>              | <b>6,515,907.96</b>   | <b>123,466,625.46</b>   |
| <b>HEALTH SECTOR</b>      |  |                         |                       |                      |                      |                      |   |                            |                       |                         |
| 052100100100              | MINISTRY OF HEALTH   | 200,000,000.00          | 50,000,000.00         | 7,000,000.00         | 7,000,000.00         | 13,000,000.00        | 27,000,000.00                           | 54.00%                     | 23,000,000.00         | 173,000,000.00          |
| 052100200100              | OSUN STATE HEALTH INSURANCE SCHEME                                 | 22,917,810.00           | 5,729,452.50          | -                    | 150,000.00           | -                    | 150,000.00                              | 2.62%                      | 5,579,452.50          | 22,767,810.00           |
| 052102600100              | LAUTECH TEACHING HOSPITAL, OSOGBO                                  | -                       | -                     | -                    | -                    | -                    | -                                       | -                          | -                     | -                       |
| 052110200100              | OSUN STATE HOSPITALS MANAGEMENT BOARD                              | 110,000,000.00          | 27,500,000.00         | 5,272,640.00         | 5,272,640.00         | -                    | 10,545,280.00                           | 38.35%                     | 16,954,720.00         | 99,454,720.00           |
| 052111600100              | PRIMARY HEALTH CARE DEVELOPMENT BOARD                              | 171,452,170.00          | 42,863,042.50         | -                    | 150,000.00           | -                    | 150,000.00                              | 0.35%                      | 42,713,042.50         | 171,302,170.00          |
|                           | <b>SUB-TOTAL - HEALTH SECTOR</b>                                   | <b>504,369,980.00</b>   | <b>126,092,495.00</b> | <b>12,272,640.00</b> | <b>12,572,640.00</b> | <b>13,000,000.00</b> | <b>37,845,280.00</b>                    | <b>30.01%</b>              | <b>88,247,215.00</b>  | <b>466,524,700.00</b>   |

  
 Permanent Secretary  
 MINISTRY OF ECONOMIC PLANNING,  
 BUDGET & DEVELOPMENT  
 State of Osun, Osoyo  
 21/04/2020





**MINISTRY OF ECONOMIC PLANNING AND BUDGET  
OTHER RECURRENT EXPENDITURE PERFORMANCE BY MDAs FOR THE FIRST QUARTER, 2020**

**OTHER RECURRENT EXPENDITURE**

**STATE FUND**

| ADMINISTRATIVE CODE                              | MDAS   | 2020 APPROVED ESTIMATES  | PRO-RATA ESTIMATES      | JANUARY               | FEBRUARY              | MARCH                 | TOTAL RECURRENT: JANUARY TO MARCH, 2020 | PERCENT AGE OF PERFORMANCE | VARIANCE                | BALANCE                 |
|--|--|--------------------------|-------------------------|-----------------------|-----------------------|-----------------------|---|----------------------------|-------------------------|-------------------------|
|  |  | A                        | B                       |                       |                       |                       | C                                       | D                          | F = B - C               | G = A - C               |
| <b>INFRASTRUCTURE SECTOR</b>                     |  |                          |                         |                       |                       |                       |   |                            |                         |                         |
| 022905300100                                     | OFFICE OF THE TRANSPORTATION                                 | 34,007,900.00            | 8,501,975.00            | -                     | 2,463,500.00          | -                     | 2,463,500.00                            | 28.98%                     | 6,038,475.00            | 31,544,400.00           |
| 023400100100                                     | MINISTRY OF WORKS & TRANSPORT                                | 157,223,360.00           | 39,305,840.00           | 6,525,000.00          | 12,616,000.00         | 10,000,000.00         | 29,141,000.00                           | 74.14%                     | 10,164,840.00           | 128,082,360.00          |
| 023400200100                                     | OFFICE OF THE SURVEYOR - GENERAL                             | 6,230,500.00             | 1,557,625.00            | -                     | 150,000.00            | -                     | 150,000.00                              | 9.63%                      | 1,407,625.00            | 6,080,500.00            |
| 023400400100                                     | OSUN ROAD MAINTENANCE AGENCY                                 | 8,000,000.00             | 2,000,000.00            | -                     | 150,000.00            | -                     | 150,000.00                              | 7.50%                      | 1,850,000.00            | 7,850,000.00            |
| 023405500100                                     | OSUN ASSETS MANAGEMENT AGENCY                                | 12,690,990.00            | 3,172,747.50            | -                     | 500,000.00            | -                     | 500,000.00                              | 15.76%                     | 2,672,747.50            | 12,190,990.00           |
| 025305300100                                     | OSUN STATE PROPERTY DEVELOPMENT CORPORATION                  | -                        | -                       | -                     | -                     | -                     | -                                       | -                          | -                       | -                       |
| 025305600100                                     | OSUN STATE CAPITAL TERRITORY DEVELOPMENT AUTHORITY           | 12,690,990.00            | 3,172,747.50            | -                     | 200,000.00            | -                     | 200,000.00                              | 6.30%                      | 2,972,747.50            | 12,490,990.00           |
| 025305500100                                     | OSUN NEW TOWNS AND GROWTH AREAS DEVELOPMENT AUTHORITY        | 15,863,730.00            | 3,965,932.50            | -                     | 150,000.00            | -                     | 150,000.00                              | 3.78%                      | 3,815,932.50            | 15,713,730.00           |
| 026000100100                                     | MINISTRY OF LANDS AND PHYSICAL PLANNING                      | 15,863,730.00            | 3,965,932.50            | -                     | 250,000.00            | 1,021,673.96          | 1,271,673.96                            | 32.06%                     | 2,694,258.54            | 14,592,056.04           |
|  | <b>SUB-TOTAL - INFRASTRUCTURE SECTOR</b>                     | <b>262,571,200.00</b>    | <b>65,642,800.00</b>    | <b>6,525,000.00</b>   | <b>16,479,500.00</b>  | <b>11,021,673.96</b>  | <b>34,026,173.96</b>                    | <b>51.84%</b>              | <b>31,616,626.04</b>    | <b>228,545,026.04</b>   |
| <b>SOCIAL DEVELOPMENT AND WELFARE SECTOR</b>     |  |                          |                         |                       |                       |                       |   |                            |                         |                         |
| 012400100100                                     | MINISTRY OF HOME AFFAIRS                                     | 190,000,000.00           | 47,500,000.00           | 315,000.00            | 5,000,000.00          | 4,000,000.00          | 9,315,000.00                            | 19.61%                     | 38,185,000.00           | 180,685,000.00          |
| 051400100100                                     | MINISTRY OF WOMEN & CHILDREN AFFAIRS                         | 152,310,000.00           | 38,077,500.00           | 3,727,500.00          | 9,574,100.00          | -                     | 13,301,600.00                           | 34.93%                     | 24,775,900.00           | 139,008,400.00          |
| 053900100100                                     | MINISTRY OF SOCIAL PROTECTION, SPORTS & SPECIAL NEEDS        | 30,000,000.00            | 7,500,000.00            | -                     | 250,000.00            | 3,680,000.00          | 3,930,000.00                            | 52.40%                     | 3,570,000.00            | 26,070,000.00           |
| 053905100100                                     | OSUN STATE SPORTS COUNCIL                                    | 70,000,000.00            | 17,500,000.00           | -                     | -                     | -                     | -                                       | 0.00%                      | 17,500,000.00           | 70,000,000.00           |
|  | <b>SUB-TOTAL - SOCIAL DEVELOPMENT AND WELFARE SECTOR</b>     | <b>442,310,000.00</b>    | <b>110,577,500.00</b>   | <b>4,042,500.00</b>   | <b>14,824,100.00</b>  | <b>7,680,000.00</b>   | <b>26,546,600.00</b>                    | <b>24.01%</b>              | <b>84,030,900.00</b>    | <b>415,763,400.00</b>   |
| <b>SECURITY LAW AND JUSTICE SECTOR</b>           |  |                          |                         |                       |                       |                       |   |                            |                         |                         |
| 031801100100                                     | JUDICIAL SERVICE COMMISSION                                  | 63,454,920.00            | 15,863,730.00           | 2,000,000.00          | 2,000,000.00          | -                     | 4,000,000.00                            | 25.21%                     | 11,863,730.00           | 59,454,920.00           |
| 032600100100                                     | MINISTRY OF JUSTICE  | 105,758,200.00           | 26,439,550.00           | 1,000,000.00          | 1,000,000.00          | -                     | 2,000,000.00                            | 7.56%                      | 24,439,550.00           | 103,758,200.00          |
| 032605100100                                     | THE JUDICIARY (HIGH COURT OF JUSTICE)                        | 317,274,630.00           | 79,318,657.50           | 25,000,000.00         | 25,000,000.00         | 15,000,000.00         | 65,000,000.00                           | 81.95%                     | 14,318,657.50           | 252,274,630.00          |
| 032605200100                                     | CUSTOMARY COURT OF APPEAL                                    | 157,805,530.00           | 39,451,382.50           | 9,700,000.00          | 9,700,000.00          | -                     | 19,400,000.00                           | 49.17%                     | 20,051,382.50           | 138,405,530.00          |
|  | <b>SUB-TOTAL - SECURITY LAW AND JUSTICE SECTOR</b>           | <b>644,293,280.00</b>    | <b>161,073,320.00</b>   | <b>37,700,000.00</b>  | <b>37,700,000.00</b>  | <b>15,000,000.00</b>  | <b>90,400,000.00</b>                    | <b>56.12%</b>              | <b>70,673,320.00</b>    | <b>553,893,280.00</b>   |
| <b>INFORMATION AND COMMUNICATION SECTOR</b>      |  |                          |                         |                       |                       |                       |   |                            |                         |                         |
| 012300100100                                     | MINISTRY OF INFORMATION & CIVIC ORIENTATION                  | 6,345,490.00             | 1,586,372.50            | -                     | 250,000.00            | 1,320,000.00          | 1,570,000.00                            | 98.97%                     | 16,372.50               | 4,775,490.00            |
| 012300300100                                     | OSUN STATE BROADCASTING CORPORATION                          | -                        | -                       | -                     | -                     | -                     | -                                       | -                          | -                       | -                       |
|  | <b>SUB-TOTAL - INFORMATION AND COMMUNICATION SECTOR</b>      | <b>6,345,490.00</b>      | <b>1,586,372.50</b>     | <b>-</b>              | <b>250,000.00</b>     | <b>1,320,000.00</b>   | <b>1,570,000.00</b>                     | <b>98.97%</b>              | <b>16,372.50</b>        | <b>4,775,490.00</b>     |
| <b>WATER AND SANITATION SECTOR</b>               |  |                          |                         |                       |                       |                       |   |                            |                         |                         |
| 025200100100                                     | OFFICE OF WATER RESOURCES, RURAL AND COMMUNITY AFFAIRS       | 5,000,000.00             | 1,250,000.00            | -                     | 500,000.00            | 672,000.00            | 1,172,000.00                            | 93.76%                     | 78,000.00               | 3,828,000.00            |
| 025210200100                                     | OSUN STATE WATER CORPORATION                                 | 60,000,000.00            | 15,000,000.00           | 15,000,000.00         | -                     | -                     | 15,000,000.00                           | 100.00%                    | -                       | 45,000,000.00           |
| 025210300100                                     | RURAL WATER & ENVIRONMENTAL SANITATION AGENCY                | 2,000,000.00             | 500,000.00              | -                     | 150,000.00            | -                     | 150,000.00                              | 30.00%                     | 350,000.00              | 1,850,000.00            |
|  | <b>SUB-TOTAL - WATER AND SANITATION SECTOR</b>               | <b>67,000,000.00</b>     | <b>16,750,000.00</b>    | <b>15,000,000.00</b>  | <b>650,000.00</b>     | <b>672,000.00</b>     | <b>16,322,000.00</b>                    | <b>97.44%</b>              | <b>428,000.00</b>       | <b>50,678,000.00</b>    |
| <b>FINANCE &amp; REVENUE MOBILIZATION SECTOR</b> |  |                          |                         |                       |                       |                       |   |                            |                         |                         |
| 022000100100                                     | MINISTRY OF FINANCE  | 5,315,708,250.00         | 1,328,927,062.50        | 182,024,021.43        | 375,904,200.13        | 241,584,616.13        | 799,512,837.69                          | 60.16%                     | 529,414,224.81          | 4,516,195,412.31        |
| 022000200100                                     | DEBT MANAGEMENT OFFICE                                       | -                        | -                       | -                     | -                     | -                     | -                                       | -                          | -                       | -                       |
| 022000700100                                     | OFFICE OF THE ACCOUNTANT - GENERAL                           | 70,000,000.00            | 17,500,000.00           | 3,640,500.00          | 1,200,000.00          | 1,790,650.00          | 6,631,150.00                            | 37.89%                     | 10,868,850.00           | 63,368,850.00           |
| 022000800100                                     | OSUN STATE INTERNAL REVENUE SERVICE                          | 190,364,770.00           | 47,591,192.50           | 20,000,000.00         | 26,864,172.65         | -                     | 46,864,172.65                           | 98.47%                     | 727,019.85              | 143,500,897.35          |
|  | <b>SUB-TOTAL - FINANCE &amp; REVENUE MOBILIZATION SECTOR</b> | <b>5,576,073,020.00</b>  | <b>1,394,018,255.00</b> | <b>205,664,521.43</b> | <b>403,968,372.78</b> | <b>243,375,266.13</b> | <b>853,008,160.34</b>                   | <b>61.19%</b>              | <b>541,010,094.66</b>   | <b>4,723,064,859.66</b> |
|  | <b>TOTAL RECURRENT EXPENDITURE</b>                           | <b>19,626,312,780.00</b> | <b>4,906,578,195.00</b> | <b>762,547,711.37</b> | <b>994,390,593.29</b> | <b>686,888,458.23</b> | <b>2,443,826,762.89</b>                 | <b>49.81%</b>              | <b>1,082,020,189.32</b> | <b>9,446,129,719.32</b> |

  
 Permanent Secretary  
 MINISTRY OF ECONOMIC PLANNING,  
 BUDGET & DEVELOPMENT  
 State of Osun, Osoyo  
 21/04/2020



**MINISTRY OF ECONOMIC PLANNING AND BUDGET  
OTHER RECURRENT EXPENDITURE PERFORMANCE BY MDAs FOR THE FIRST QUARTER, 2020**

**OTHER RECURRENT EXPENDITURE**

**STATE FUND**

| ADMINISTRATIVE CODE | MDAS | 2020 APPROVED ESTIMATES | PRO-RATA ESTIMATES | JANUARY | FEBRUARY | MARCH | TOTAL RECURRENT: JANUARY TO MARCH, 2020 | PERCENT AGE OF PERFORMANCE | VARIANCE  | BALANCE   |
|---------------------|------|-------------------------|--------------------|---------|----------|-------|---|----------------------------|-----------|-----------|
|                     |      | A                       | B                  |         |          |       | C                                       | D                          | F = B - C | G = A - C |

**OTHER RECURRENT EXPENDITURE FROM RETAINABLE INTERNALLY GENERATED REVENUE**

| ADMINISTRATIVE CODE | MDAS   | 2020 APPROVED ESTIMATES | PRO-RATA ESTIMATES   | JANUARY               | FEBRUARY              | MARCH                 | TOTAL RECURRENT: JANUARY TO MARCH, 2020 | PERCENT AGE OF PERFORMANCE | VARIANCE                | BALANCE                |
|---------------------|--|-------------------------|----------------------|-----------------------|-----------------------|-----------------------|---|----------------------------|-------------------------|------------------------|
|                     |  | A                       | B                    |                       |                       |                       | C                                       | D                          | F = B - C               | G = A - C              |
| 021510200100        | OSUN STATE AGRICULTURAL DEVELOPMENT PROGRAMME            |                         | -                    | -                     | -                     | -                     | -                                       |                            | -                       | -                      |
| 021510300100        | OSUN STATE AGRICULTURAL DEVELOPMENT CORPORATION          | 10,093,760.00           | 2,523,440.00         | 854.04                | 916.28                | 1,068,847.65          | 1,070,617.97                            | 42.43%                     | 1,452,822.03            | 9,023,142.03           |
| 51701800100         | OSUN STATE COLLEGE OF TECHNOLOGY, ESA-OKE                |                         | -                    | 17,757,195.24         | 18,714,680.81         | 22,936,063.57         | 59,407,939.62                           |                            | (59,407,939.62)         | (59,407,939.62)        |
| 051701900100        | OSUN STATE POLYTECHNIC, IREE                             |                         | -                    |                       |                       |                       | -                                       |                            | -                       | -                      |
| 051702000100        | OSUN STATE COLLEGE OF EDUCATION, ILESA                   |                         | -                    | 9,436,042.19          | 26,344,305.22         | 34,913,829.95         | 70,694,177.36                           |                            | (70,694,177.36)         | (70,694,177.36)        |
| 051702100100        | OSUN STATE COLLEGE OF EDUCATION, ILA-ORANGUN             |                         | -                    | 5,410,740.00          | 5,748,390.00          | -                     | 11,159,130.00                           |                            | (11,159,130.00)         | (11,159,130.00)        |
| 051702200100        | OSUN STATE UNIVERSITY, OSOGBO                            |                         | -                    | 56,952,649.56         | 54,401,131.01         | 50,698,124.33         | 162,051,904.90                          |                            | (162,051,904.90)        | (162,051,904.90)       |
| 051702101100        | LADOKE AKINTOLA UNIVERSITY OF TECHNOLOGY, OGBOMOSO       |                         | -                    |                       |                       |                       | -                                       |                            | -                       | -                      |
| 052102600100        | LAUTECH TEACHING HOSPITAL, OSOGBO                        | 225,000,000.00          | 56,250,000.00        | 27,648,389.73         | 42,305,199.89         | 30,060,914.11         | 100,014,503.73                          | 177.80%                    | (43,764,503.73)         | 124,985,496.27         |
| 025305300100        | OSUN STATE PROPERTY DEVELOPMENT CORPORATION              | 31,088,520.00           | 7,772,130.00         |                       |                       |                       | -                                       | 0.00%                      | 7,772,130.00            | 31,088,520.00          |
| 012300300100        | OSUN STATE BROADCASTING CORPORATION                      | 112,019,790.00          | 28,004,947.50        | 10,208,280.00         | 11,315,251.96         | 10,760,566.50         | 32,284,098.46                           | 115.28%                    | (4,279,150.96)          | 79,735,691.54          |
| 025210200100        | OSUN STATE WATER CORPORATION                             |                         | -                    |                       |                       |                       | -                                       |                            | -                       | -                      |
|                     | <b>TOTAL OTHER RECURRENT EXPENDITURE FROM RETAINABLE</b> | <b>378,202,070.00</b>   | <b>94,550,517.50</b> | <b>127,414,150.76</b> | <b>158,829,875.17</b> | <b>150,438,346.11</b> | <b>436,682,372.04</b>                   | <b>461.85%</b>             | <b>(342,131,854.54)</b> | <b>(58,480,302.04)</b> |

**DOMESTIC AIDS AND GRANTS**

| ADMINISTRATIVE CODE | MDAS   | 2020 APPROVED ESTIMATES | PRO-RATA ESTIMATES | JANUARY              | FEBRUARY             | MARCH               | TOTAL RECURRENT: JANUARY TO MARCH, 2020 | PERCENT AGE OF PERFORMANCE | VARIANCE               | BALANCE                |
|---------------------|--|-------------------------|--------------------|----------------------|----------------------|---------------------|---|----------------------------|------------------------|------------------------|
|                     |  | A                       | B                  |                      |                      |                     | C                                       | D                          | F = B - C              | G = A - C              |
| 011100100100        | OFFICE OF THE GOVERNOR                               |                         | -                  | -                    | -                    | -                   | -                                       |                            | -                      | -                      |
| 014700200100        | LOCAL GOVERNMENTS SERVICE COMMISSION                 |                         | -                  | 23,356,450.00        | 31,197,000.00        | 2,487,364.68        | 57,040,814.68                           |                            | (57,040,814.68)        | (57,040,814.68)        |
| 051702200100        | OSUN STATE UNIVERSITY, OSOGBO                        |                         | -                  | 7,193,171.00         | 6,113,685.00         | -                   | 13,306,856.00                           |                            | (13,306,856.00)        | (13,306,856.00)        |
|                     | <b>TOTAL EXPENDITURE ON DOMESTIC AIDS AND GRANTS</b> |                         | -                  | <b>30,549,621.00</b> | <b>37,310,685.00</b> | <b>2,487,364.68</b> | <b>70,347,670.68</b>                    |                            | <b>(70,347,670.68)</b> | <b>(70,347,670.68)</b> |

  
 Permanent Secretary  
 MINISTRY OF ECONOMIC PLANNING,  
 BUDGET & DEVELOPMENT  
 State of Osun, Osoyo  
 21/04/2020



**MINISTRY OF ECONOMIC PLANNING AND BUDGET  
OTHER RECURRENT EXPENDITURE PERFORMANCE BY MDAs FOR THE FIRST QUARTER, 2020**

**OTHER RECURRENT EXPENDITURE**

**STATE FUND**

| ADMINISTRATIVE CODE | MDAS | 2020 APPROVED ESTIMATES | PRO-RATA ESTIMATES | JANUARY | FEBRUARY | MARCH | TOTAL RECURRENT: JANUARY TO MARCH, 2020 | PERCENT AGE OF PERFORMANCE | VARIANCE  | BALANCE   |
|---------------------|------|-------------------------|--------------------|---------|----------|-------|---|----------------------------|-----------|-----------|
|                     |      | A                       | B                  |         |          |       | C                                       | D                          | F = B - C | G = A - C |

**DEBT REPAYMENT**

| ITEMS                            | 2020 APPROVED ESTIMATES | PRO-RATA ESTIMATES    | JANUARY              | FEBRUARY              | MARCH                 | TOTAL RECURRENT: JANUARY TO MARCH, 2020 | PERCENT AGE OF PERFORMANCE | VARIANCE                | BALANCE               |
|----------------------------------|-------------------------|-----------------------|----------------------|-----------------------|-----------------------|---|----------------------------|-------------------------|-----------------------|
|                                  | A                       | B                     |                      |                       |                       | C                                       | D                          | F = B - C               | G = A - C             |
| INTERNAL DEBT INTEREST REPAYMENT | 1,200,000,000.00        | 300,000,000.00        | 89,972,595.59        | 134,958,893.38        | 179,873,497.76        | 404,804,986.73                          | 134.93%                    | (104,804,986.73)        | 795,195,013.27        |
| EXTERNAL DEBT INTEREST REPAYMENT | -                       | -                     | -                    | -                     | -                     | -                                       | -                          | -                       | -                     |
| <b>TOTAL DEBT REPAYMENT</b>      | <b>1,200,000,000.00</b> | <b>300,000,000.00</b> | <b>89,972,595.59</b> | <b>134,958,893.38</b> | <b>179,873,497.76</b> | <b>404,804,986.73</b>                   | <b>134.93%</b>             | <b>(104,804,986.73)</b> | <b>795,195,013.27</b> |

**SUMMARY**

| ITEMS   | 2020 APPROVED ESTIMATES  | PRO-RATA ESTIMATES      | JANUARY                 | FEBRUARY                | MARCH                   | TOTAL RECURRENT: JANUARY TO MARCH, 2020 | PERCENT AGE OF PERFORMANCE | VARIANCE                | BALANCE                  |
|---|--------------------------|-------------------------|-------------------------|-------------------------|-------------------------|---|----------------------------|-------------------------|--------------------------|
|   | A                        | B                       |                         |                         |                         | C                                       | D                          | F = B - C               | G = A - C                |
| TOTAL RECURRENT EXPENDITURE                             | 19,626,312,780.00        | 4,906,578,195.00        | 762,547,711.37          | 994,390,593.29          | 686,888,458.23          | 2,443,826,762.89                        | 49.81%                     | 2,462,751,432.11        | 17,182,486,017.11        |
| TOTAL OTHER RECURRENT EXPENDITURE FROM RETAINABLE INTER | 378,202,070.00           | 94,550,517.50           | 127,414,150.76          | 158,829,875.17          | 150,438,346.11          | 436,682,372.04                          | 461.85%                    | (342,131,854.54)        | (58,480,302.04)          |
| TOTAL EXPENDITURE ON DOMESTIC AIDS AND GRANTS           | -                        | -                       | 30,549,621.00           | 37,310,685.00           | 2,487,364.68            | 70,347,670.68                           |                            | (70,347,670.68)         | (70,347,670.68)          |
| TOTAL DEBT REPAYMENT                                    | 1,200,000,000.00         | 300,000,000.00          | 89,972,595.59           | 134,958,893.38          | 179,873,497.76          | 404,804,986.73                          | 134.93%                    | (104,804,986.73)        | 795,195,013.27           |
| <b>TOTAL OUTFLOW</b>                                    | <b>21,204,514,850.00</b> | <b>5,301,128,712.50</b> | <b>1,010,484,078.72</b> | <b>1,325,490,046.84</b> | <b>1,019,687,666.78</b> | <b>3,355,661,792.34</b>                 | <b>63.30%</b>              | <b>1,945,466,920.16</b> | <b>17,848,853,057.66</b> |

  
 Permanent Secretary  
 MINISTRY OF ECONOMIC PLANNING,  
 BUDGET & DEVELOPMENT  
 State of Osun, Osozo  
 21/04/2020



**STATE GOVERNMENT OF OSUN  
MINISTRY OF ECONOMIC PLANNING AND BUDGET  
CAPITAL PERFORMANCE BY MDAs FOR THE FIRST QUARTER, 2020  
CAPITAL EXPENDITURE  
STATE FUND**

| ADMINISTRATIVE CODE | MDAS  | 2020 APPROVED ESTIMATES | PRO-RATA ESTIMATES      | JANUARY               | FEBRUARY              | MARCH                | TOTAL CAPITAL: JANUARY TO MARCH, 2020 | PERCENT AGE OF PERFORMANCE | VARIANCE              | BALANCE                 |
|---------------------|---|-------------------------|-------------------------|-----------------------|-----------------------|----------------------|---------------------------------------|----------------------------|-----------------------|-------------------------|
|                     |   | A                       | B                       |                       |                       |                      | C                                     | D                          | F = B - C             | G = A - C               |
|                     | <b>GOVERNANCE AND ADMINISTRATION SECTOR</b>             |                         |                         |                       |                       |                      |                                       |                            |                       |                         |
| 011100100100        | OFFICE OF THE GOVERNOR                                  | 3,516,420,000.00        | 879,105,000.00          | 578,928,361.56        | 99,024,511.00         | 77,909,400.00        | 755,862,272.56                        | 85.98%                     | 123,242,727.44        | 2,760,557,727.44        |
|                     |   | -                       | -                       | -                     | -                     | -                    | -                                     | -                          | -                     | -                       |
| 011101000100        | PUBLIC PROCUREMENT AGENCY                               | 13,600,000.00           | 3,400,000.00            | -                     | -                     | -                    | -                                     | 0.00%                      | 3,400,000.00          | 13,600,000.00           |
| 011101900100        | MINISTRY OF SPECIAL DUTIES                              | -                       | -                       | -                     | -                     | -                    | -                                     | -                          | -                     | -                       |
| 011103500100        | BUREAU OF PUBLIC SERVICE PENSION                        | 19,000,000.00           | 4,750,000.00            | -                     | -                     | -                    | -                                     | 0.00%                      | 4,750,000.00          | 19,000,000.00           |
| 011200300100        | OSUN STATE HOUSE OF ASSEMBLY                            | 559,482,590.00          | 139,870,647.50          | -                     | -                     | -                    | -                                     | 0.00%                      | 139,870,647.50        | 559,482,590.00          |
| 011200400100        | OSUN STATE HOUSE OF ASSEMBLY SERVICE COMMISSION         | 5,000,000.00            | 1,250,000.00            | -                     | -                     | -                    | -                                     | 0.00%                      | 1,250,000.00          | 5,000,000.00            |
| 012500500100        | MINISTRY OF HUMAN RESOURCES & CAPACITY BUILDING         | 7,354,570.00            | 1,838,642.50            | -                     | -                     | -                    | -                                     | 0.00%                      | 1,838,642.50          | 7,354,570.00            |
| 014000100100        | OFFICE OF THE AUDITOR GENERAL ( STATE )                 | 7,354,570.00            | 1,838,642.50            | -                     | -                     | -                    | -                                     | 0.00%                      | 1,838,642.50          | 7,354,570.00            |
| 014000200100        | OFFICE OF THE AUDITOR GENERAL (LOCAL GOVERNMENTS)       | 320,300,000.00          | 80,075,000.00           | -                     | -                     | -                    | -                                     | 0.00%                      | 80,075,000.00         | 320,300,000.00          |
| 014700100100        | CIVIL SERVICE COMMISSION                                | -                       | -                       | -                     | -                     | -                    | -                                     | -                          | -                     | -                       |
| 014700200100        | LOCAL GOVERNMENTS SERVICE COMMISSION                    | 5,000,000.00            | 1,250,000.00            | -                     | -                     | -                    | -                                     | 0.00%                      | 1,250,000.00          | 5,000,000.00            |
| 014800100100        | OSUN STATE INDEPENDENT ELECTORAL COMMISSION             | -                       | -                       | -                     | -                     | -                    | -                                     | -                          | -                     | -                       |
| 022800100100        | MINISTRY OF INNOVATION, SCIENCE AND TECHNOLOGY          | 54,000,000.00           | 13,500,000.00           | -                     | 6,500,000.00          | 6,860,250.00         | 13,360,250.00                         | 98.96%                     | 139,750.00            | 40,639,750.00           |
| 045102100100        | MINISTRY OF REGIONAL INTEGRATION & SPECIAL DUTIES       | -                       | -                       | -                     | -                     | -                    | -                                     | -                          | -                     | -                       |
| 055100100100        | MINISTRY OF LOCAL GOVERNMENTS AND CHIEFTAINCY AFFAIRS   | 5,000,000.00            | 1,250,000.00            | -                     | -                     | -                    | -                                     | 0.00%                      | 1,250,000.00          | 5,000,000.00            |
|                     | <b>SUB-TOTAL - GOVERNANCE AND ADMINISTRATION SECTOR</b> | <b>4,512,511,730.00</b> | <b>1,128,127,932.50</b> | <b>578,928,361.56</b> | <b>105,524,511.00</b> | <b>84,769,650.00</b> | <b>769,222,522.56</b>                 | <b>68.19%</b>              | <b>358,905,409.94</b> | <b>3,743,289,207.44</b> |
|                     | <b>AGRICULTURE SECTOR</b>                               |                         |                         |                       |                       |                      |                                       |                            |                       |                         |
| 021500100100        | MINISTRY OF AGRICULTURE, FOOD SECURITY                  | 1,782,863,650.00        | 445,715,912.50          | -                     | -                     | -                    | -                                     | 0.00%                      | 445,715,912.50        | 1,782,863,650.00        |
| 021501400100        | OSUN PRODUCE BOARD                                      | 78,201,000.00           | 19,550,250.00           | -                     | -                     | -                    | -                                     | 0.00%                      | 19,550,250.00         | 78,201,000.00           |
| 021510200100        | OSUN STATE AGRICULTURAL DEVELOPMENT PROGRAMME           | 205,652,110.00          | 51,413,027.50           | -                     | -                     | -                    | -                                     | 0.00%                      | 51,413,027.50         | 205,652,110.00          |
| 021510300100        | OSUN STATE AGRICULTURAL DEVELOPMENT CORPORATION         | -                       | -                       | -                     | -                     | -                    | -                                     | -                          | -                     | -                       |
|                     | <b>SUB-TOTAL - AGRICULTURE SECTOR</b>                   | <b>2,066,716,760.00</b> | <b>516,679,190.00</b>   | <b>-</b>              | <b>-</b>              | <b>-</b>             | <b>-</b>                              | <b>0.00%</b>               | <b>516,679,190.00</b> | <b>2,066,716,760.00</b> |
|                     | <b>PLANNING AND BUDGET SECTOR</b>                       |                         |                         |                       |                       |                      |                                       |                            |                       |                         |
| 022000300100        | MINISTRY OF ECONOMIC PLANNING & BUDGET                  | 205,574,500.00          | 51,393,625.00           | -                     | -                     | 4,943,130.00         | 4,943,130.00                          | 9.62%                      | 46,450,495.00         | 200,631,370.00          |
| 023800400100        | STATE BUREAU OF STATISTICS                              | 140,290,100.00          | 35,072,525.00           | -                     | -                     | -                    | -                                     | 0.00%                      | 35,072,525.00         | 140,290,100.00          |
|                     | <b>SUB-TOTAL - PLANNING AND BUDGET SECTOR</b>           | <b>345,864,600.00</b>   | <b>86,466,150.00</b>    | <b>-</b>              | <b>-</b>              | <b>4,943,130.00</b>  | <b>4,943,130.00</b>                   | <b>5.72%</b>               | <b>81,523,020.00</b>  | <b>340,921,470.00</b>   |
|                     | <b>COMMERCE AND INDUSTRY SECTOR</b>                     |                         |                         |                       |                       |                      |                                       |                            |                       |                         |
| 011100800100        | OFFICE OF ENTERPRISE AND WEALTH CREATION                | -                       | -                       | -                     | -                     | -                    | -                                     | -                          | -                     | -                       |
| 022200100100        | MINISTRY OF INDUSTRY, COMMERCE & COOPERATIVES           | 270,000,000.00          | 67,500,000.00           | 4,960,000.00          | -                     | -                    | 4,960,000.00                          | 7.35%                      | 62,540,000.00         | 265,040,000.00          |
| 022205100100        | OSUN MICRO CREDIT AGENCY                                | 160,050,000.00          | 40,012,500.00           | -                     | -                     | -                    | -                                     | 0.00%                      | 40,012,500.00         | 160,050,000.00          |
| 023600100100        | MINISTRY OF CULTURE & TOURISM                           | -                       | -                       | -                     | -                     | -                    | -                                     | -                          | -                     | -                       |
| 023600400100        | OSUN STATE COUNCIL FOR ARTS AND CULTURE                 | -                       | -                       | -                     | -                     | -                    | -                                     | -                          | -                     | -                       |
| 023605200100        | OSUN STATE TOURISM BOARD                                | -                       | -                       | -                     | -                     | -                    | -                                     | -                          | -                     | -                       |
| 051300100100        | MINISTRY OF EMPOWERMENT AND YOUTH ENGAGEMENT            | 25,170,750.00           | 6,292,687.50            | -                     | -                     | -                    | -                                     | 0.00%                      | 6,292,687.50          | 25,170,750.00           |
|                     | <b>SUB-TOTAL - COMMERCE AND INDUSTRY SECTOR</b>         | <b>455,220,750.00</b>   | <b>113,805,187.50</b>   | <b>4,960,000.00</b>   | <b>-</b>              | <b>-</b>             | <b>4,960,000.00</b>                   | <b>7.35%</b>               | <b>108,845,187.50</b> | <b>450,260,750.00</b>   |

  
 Permanent Secretary  
 MINISTRY OF ECONOMIC PLANNING,  
 BUDGET & DEVELOPMENT  
 State of Osun, Osogbo  
 21/04/2020



**MINISTRY OF ECONOMIC PLANNING AND BUDGET  
CAPITAL PERFORMANCE BY MDAs FOR THE FIRST QUARTER, 2020**

**CAPITAL EXPENDITURE  
STATE FUND**

| ADMINISTRATIVE CODE | MDAS   | 2020 APPROVED ESTIMATES | PRO-RATA ESTIMATES      | JANUARY  | FEBRUARY              | MARCH    | TOTAL CAPITAL: JANUARY TO MARCH, 2020 | PERCENT AGE OF PERFORMANCE | VARIANCE                | BALANCE                 |
|---------------------|--|-------------------------|-------------------------|----------|-----------------------|----------|---------------------------------------|----------------------------|-------------------------|-------------------------|
|                     |  | A                       | B                       |          |                       |          | C                                     | D                          | F = B - C               | G = A - C               |
|                     | <b>EDUCATION SECTOR</b>  |                         |                         |          |                       |          |                                       |                            |                         |                         |
| 051700100100        | MINISTRY OF EDUCATION  | 510,910,520.00          | 127,727,630.00          | -        | 13,716,270.21         | -        | 13,716,270.21                         | 10.74%                     | 114,011,359.79          | 497,194,249.79          |
| 051700300100        | STATE UNIVERSAL BASIC EDUCATION BOARD                              | 2,451,604,950.00        | 612,901,237.50          | -        | -                     | -        | -                                     | 0.00%                      | 612,901,237.50          | 2,451,604,950.00        |
| 051700800100        | OSUN STATE LIBRARY BOARD   | 12,128,730.00           | 3,032,182.50            | -        | -                     | -        | -                                     | 0.00%                      | 3,032,182.50            | 12,128,730.00           |
| 051701000100        | OSUN STATE MASS EDUCATION AGENCY                                   | 1,250,000.00            | 312,500.00              | -        | -                     | -        | -                                     | 0.00%                      | 312,500.00              | 1,250,000.00            |
| 051701800100        | OSUN STATE COLLEGE OF TECHNOLOGY, ESA-OKE                          | 250,434,660.00          | 62,608,665.00           | -        | -                     | -        | -                                     | 0.00%                      | 62,608,665.00           | 250,434,660.00          |
| 051701900100        | OSUN STATE POLYTECHNIC, IREE                                       | 830,489,800.00          | 207,622,450.00          | -        | -                     | -        | -                                     | 0.00%                      | 207,622,450.00          | 830,489,800.00          |
| 051702000100        | OSUN STATE COLLEGE OF EDUCATION, ILESA                             | 489,804,100.00          | 122,451,025.00          | -        | -                     | -        | -                                     | 0.00%                      | 122,451,025.00          | 489,804,100.00          |
| 051702100100        | OSUN STATE COLLEGE OF EDUCATION, ILA-ORANGUN                       | 209,207,000.00          | 52,301,750.00           | -        | -                     | -        | -                                     | 0.00%                      | 52,301,750.00           | 209,207,000.00          |
| 051702200100        | OSUN STATE UNIVERSITY, OSOGBO                                      | 741,960,780.00          | 185,490,195.00          | -        | -                     | -        | -                                     | 0.00%                      | 185,490,195.00          | 741,960,780.00          |
| 051702300100        | LADOKE AKINTOLA UNIVERSITY OF TECHNOLOGY, OGBOMOSO                 | -                       | -                       | -        | -                     | -        | -                                     | -                          | -                       | -                       |
| 051702600100        | OSUN CENTRAL EDUCATIONAL DISTRICT ILA ORANGUN (DISTRICT OFFICE)    | 6,645,000.00            | 1,661,250.00            | -        | -                     | -        | -                                     | 0.00%                      | 1,661,250.00            | 6,645,000.00            |
| 051702700100        | OSUN EAST EDUCATIONAL DISTRICT OFFICE, ILE - IFE (DISTRICT OFFICE) | 7,000,000.00            | 1,750,000.00            | -        | -                     | -        | -                                     | 0.00%                      | 1,750,000.00            | 7,000,000.00            |
| 051702800100        | OSUN WEST EDUCATIONAL DISTRICT OFFICE, IKIRE (DISTRICT OFFICE)     | 4,490,000.00            | 1,122,500.00            | -        | -                     | -        | -                                     | 0.00%                      | 1,122,500.00            | 4,490,000.00            |
| 051705100100        | TEACHERS' ESTABLISHMENT AND PENSIONS OFFICE, OSOGBO                | 800,000.00              | 200,000.00              | -        | -                     | -        | -                                     | 0.00%                      | 200,000.00              | 800,000.00              |
| 051705300100        | BOARD FOR TECHNICAL AND VOCATIONAL EDUCATION                       | 1,001,000,000.00        | 250,250,000.00          | -        | 100,000,000.00        | -        | 100,000,000.00                        | 39.96%                     | 150,250,000.00          | 901,000,000.00          |
| 051705600100        | OFFICE OF HIGHER EDUCATION, BURSARY & SCHOLARSHIP                  | -                       | -                       | -        | -                     | -        | -                                     | -                          | -                       | -                       |
| 051706500100        | OSUN EDUCATION QUALITY ASSURANCE AND MORALITY AGENCY               | -                       | -                       | -        | -                     | -        | -                                     | -                          | -                       | -                       |
|                     | <b>SUB-TOTAL - EDUCATION SECTOR</b>                                | <b>6,517,725,540.00</b> | <b>1,629,431,385.00</b> | <b>-</b> | <b>113,716,270.21</b> | <b>-</b> | <b>113,716,270.21</b>                 | <b>6.98%</b>               | <b>1,515,715,114.79</b> | <b>6,404,009,269.79</b> |
|                     | <b>ENVIRONMENT SECTOR</b>  |                         |                         |          |                       |          |                                       |                            |                         |                         |
| 022205600100        | OSUN SIGNAGE, HOARDING AND ADVERTISEMENT AGENCY                    | -                       | -                       | -        | -                     | -        | -                                     | -                          | -                       | -                       |
| 053500100100        | MINISTRY OF ENVIRONMENT & SANITATION                               | 627,147,140.00          | 156,786,785.00          | -        | 30,000,000.00         | -        | 30,000,000.00                         | 19.13%                     | 126,786,785.00          | 597,147,140.00          |
| 053500200100        | OSUN PARKS AND GARDENS MANAGEMENT AGENCY                           | -                       | -                       | -        | -                     | -        | -                                     | -                          | -                       | -                       |
| 053505300100        | OSUN STATE WASTE MANAGEMENT AGENCY                                 | 10,000,000.00           | 2,500,000.00            | -        | -                     | -        | -                                     | 0.00%                      | 2,500,000.00            | 10,000,000.00           |
| 023305100100        | OFFICE OF FORESTRY, NATURAL & MINERAL RESOURCES                    | 99,200,050.00           | 24,800,012.50           | -        | -                     | -        | -                                     | 0.00%                      | 24,800,012.50           | 99,200,050.00           |
|                     | <b>SUB-TOTAL - ENVIRONMENT SECTOR</b>                              | <b>736,347,190.00</b>   | <b>184,086,797.50</b>   | <b>-</b> | <b>30,000,000.00</b>  | <b>-</b> | <b>30,000,000.00</b>                  | <b>16.30%</b>              | <b>154,086,797.50</b>   | <b>706,347,190.00</b>   |
|                     | <b>HEALTH SECTOR</b>   |                         |                         |          |                       |          |                                       |                            |                         |                         |
| 052100100100        | MINISTRY OF HEALTH   | 200,033,980.00          | 50,008,495.00           | -        | -                     | -        | -                                     | 0.00%                      | 50,008,495.00           | 200,033,980.00          |
| 052100200100        | OSUN STATE HEALTH INSURANCE SCHEME                                 | 2,540,757,010.00        | 635,189,252.50          | -        | -                     | -        | -                                     | 0.00%                      | 635,189,252.50          | 2,540,757,010.00        |
| 052110200100        | OSUN STATE HOSPITALS MANAGEMENT BOARD                              | 73,000,000.00           | 18,250,000.00           | -        | -                     | -        | -                                     | 0.00%                      | 18,250,000.00           | 73,000,000.00           |
| 052111600100        | PRIMARY HEALTH CARE DEVELOPMENT BOARD                              | 1,360,665,460.00        | 340,166,365.00          | -        | -                     | -        | -                                     | 0.00%                      | 340,166,365.00          | 1,360,665,460.00        |
|                     | <b>SUB-TOTAL - HEALTH SECTOR</b>                                   | <b>4,311,456,450.00</b> | <b>1,077,864,112.50</b> | <b>-</b> | <b>-</b>              | <b>-</b> | <b>-</b>                              | <b>0.00%</b>               | <b>392,666,365.00</b>   | <b>1,570,665,460.00</b> |

  
 Permanent Secretary  
 MINISTRY OF ECONOMIC PLANNING,  
 BUDGET & DEVELOPMENT  
 State of Osun, Osogbo  
 Date: 24/04/2020





**MINISTRY OF ECONOMIC PLANNING AND BUDGET  
CAPITAL PERFORMANCE BY MDAs FOR THE FIRST QUARTER, 2020**

**CAPITAL EXPENDITURE  
STATE FUND**

| ADMINISTRATIVE CODE | MDAS   | 2020 APPROVED ESTIMATES  | PRO-RATA ESTIMATES       | JANUARY               | FEBRUARY              | MARCH                 | TOTAL CAPITAL: JANUARY TO MARCH, 2020 | PERCENT AGE OF PERFORMANCE | VARIANCE                 | BALANCE                  |
|---------------------|--|--------------------------|--------------------------|-----------------------|-----------------------|-----------------------|---------------------------------------|----------------------------|--------------------------|--------------------------|
|                     |  | A                        | B                        |                       |                       |                       | C                                     | D                          | F = B - C                | G = A - C                |
|                     | <b>INFRASTRUCTURE SECTOR</b>                                 |                          |                          |                       |                       |                       |                                       |                            |                          |                          |
| 022905300100        | OFFICE OF THE TRANSPORTATION                                 | 108,149,070.00           | 27,037,267.50            | -                     | -                     | -                     | -                                     | 0.00%                      | 27,037,267.50            | 108,149,070.00           |
| 023400100100        | MINISTRY OF WORKS & TRANSPORT                                | 8,353,098,510.00         | 2,088,274,627.50         | 126,862,985.75        | 15,000,000.00         | 185,000,000.00        | 326,862,985.75                        | 15.65%                     | 1,761,411,641.75         | 8,026,235,524.25         |
| 023400200100        | OFFICE OF THE SURVEYOR - GENERAL                             | 64,737,860.00            | 16,184,465.00            | -                     | -                     | -                     | -                                     | 0.00%                      | 16,184,465.00            | 64,737,860.00            |
| 023400400100        | OSUN ROAD MAINTENANCE AGENCY                                 | 200,000,000.00           | 50,000,000.00            | -                     | -                     | 20,000,000.00         | 20,000,000.00                         | 40.00%                     | 30,000,000.00            | 180,000,000.00           |
| 023405500100        | OSUN ASSETS MANAGEMENT AGENCY                                | 143,980,950.00           | 35,995,237.50            | -                     | -                     | -                     | -                                     | 0.00%                      | 35,995,237.50            | 143,980,950.00           |
| 025305300100        | OSUN STATE PROPERTY DEVELOPMENT CORPORATION                  |                          | -                        | -                     | -                     | -                     | -                                     |                            | -                        | -                        |
| 025305600100        | OSUN STATE CAPITAL TERRITORY DEVELOPMENT AUTHORITY           | 15,000,000.00            | 3,750,000.00             | -                     | -                     | -                     | -                                     | 0.00%                      | 3,750,000.00             | 15,000,000.00            |
| 026000100100        | MINISTRY OF LANDS AND PHYSICAL PLANNING                      | 298,875,250.00           | 74,718,812.50            | -                     | -                     | -                     | -                                     | 0.00%                      | 74,718,812.50            | 298,875,250.00           |
|                     | <b>SUB-TOTAL - INFRASTRUCTURE SECTOR</b>                     | <b>9,283,841,640.00</b>  | <b>2,320,960,410.00</b>  | <b>126,862,985.75</b> | <b>15,000,000.00</b>  | <b>205,000,000.00</b> | <b>346,862,985.75</b>                 | <b>14.94%</b>              | <b>1,974,097,424.25</b>  | <b>8,936,978,654.25</b>  |
|                     | <b>SOCIAL DEVELOPMENT AND WELFARE SECTOR</b>                 |                          |                          |                       |                       |                       |                                       |                            |                          |                          |
| 012400100100        | MINISTRY OF HOME AFFAIRS                                     | 79,230,000.00            | 19,807,500.00            | -                     | -                     | -                     | -                                     | 0.00%                      | 19,807,500.00            | 79,230,000.00            |
| 051400100100        | MINISTRY OF WOMEN & CHILDREN AFFAIRS                         | 19,662,940.00            | 4,915,735.00             | -                     | -                     | -                     | -                                     | 0.00%                      | 4,915,735.00             | 19,662,940.00            |
| 053900100100        | MINISTRY OF SOCIAL PROTECTION, SPORTS & SPECIAL NEEDS        | 26,225,000.00            | 6,556,250.00             | -                     | -                     | -                     | -                                     | 0.00%                      | 6,556,250.00             | 26,225,000.00            |
| 053905100100        | OSUN STATE SPORTS COUNCIL                                    | 4,812,430.00             | 1,203,107.50             | -                     | -                     | -                     | -                                     | 0.00%                      | 1,203,107.50             | 4,812,430.00             |
|                     | <b>SUB-TOTAL - SOCIAL DEVELOPMENT AND WELFARE SECTOR</b>     | <b>129,930,370.00</b>    | <b>32,482,592.50</b>     | <b>-</b>              | <b>-</b>              | <b>-</b>              | <b>-</b>                              | <b>0.00%</b>               | <b>32,482,592.50</b>     | <b>129,930,370.00</b>    |
|                     | <b>SECURITY LAW AND JUSTICE SECTOR</b>                       |                          |                          |                       |                       |                       |                                       |                            |                          |                          |
| 031801100100        | JUDICIAL SERVICE COMMISSION                                  | 250,211,030.00           | 62,552,757.50            | -                     | -                     | -                     | -                                     | 0.00%                      | 62,552,757.50            | 250,211,030.00           |
| 032600100100        | MINISTRY OF JUSTICE  | 423,349,710.00           | 105,837,427.50           | -                     | -                     | -                     | -                                     | 0.00%                      | 105,837,427.50           | 423,349,710.00           |
| 032605100100        | THE JUDICIARY (HIGH COURT OF JUSTICE)                        | 437,845,070.00           | 109,461,267.50           | -                     | -                     | -                     | -                                     | 0.00%                      | 109,461,267.50           | 437,845,070.00           |
| 032605200100        | CUSTOMARY COURT OF APPEAL                                    | 314,378,720.00           | 78,594,680.00            | -                     | -                     | -                     | -                                     | 0.00%                      | 78,594,680.00            | 314,378,720.00           |
|                     | <b>SUB-TOTAL - SECURITY LAW AND JUSTICE SECTOR</b>           | <b>1,425,784,530.00</b>  | <b>356,446,132.50</b>    | <b>-</b>              | <b>-</b>              | <b>-</b>              | <b>-</b>                              | <b>0.00%</b>               | <b>356,446,132.50</b>    | <b>1,425,784,530.00</b>  |
|                     | <b>INFORMATION AND COMMUNICATION SECTOR</b>                  |                          |                          |                       |                       |                       |                                       |                            |                          |                          |
| 012300100100        | MINISTRY OF INFORMATION & CIVIC ORIENTATION                  | 10,100,000.00            | 2,525,000.00             | -                     | -                     | -                     | -                                     | 0.00%                      | 2,525,000.00             | 10,100,000.00            |
| 012300300100        | OSUN STATE BROADCASTING CORPORATION                          |                          | -                        | -                     | -                     | -                     | -                                     |                            | -                        | -                        |
|                     | <b>SUB-TOTAL - INFORMATION AND COMMUNICATION SECTOR</b>      | <b>10,100,000.00</b>     | <b>2,525,000.00</b>      | <b>-</b>              | <b>-</b>              | <b>-</b>              | <b>-</b>                              | <b>0.00%</b>               | <b>2,525,000.00</b>      | <b>10,100,000.00</b>     |
|                     | <b>WATER AND SANITATION SECTOR</b>                           |                          |                          |                       |                       |                       |                                       |                            |                          |                          |
| 025200100100        | MINISTRY OF WATER RESOURCES AND ENERGY                       | 3,632,616,520.00         | 908,154,130.00           | -                     | -                     | -                     | -                                     | 0.00%                      | 908,154,130.00           | 3,632,616,520.00         |
| 025210200100        | OSUN STATE WATER CORPORATION                                 | 3,492,315,930.00         | 873,078,982.50           | -                     | -                     | -                     | -                                     | 0.00%                      | 873,078,982.50           | 3,492,315,930.00         |
| 025210300100        | RURAL WATER & ENVIRONMENTAL SANITATION AGENCY                | 456,308,900.00           | 114,077,225.00           | -                     | -                     | -                     | -                                     | 0.00%                      | 114,077,225.00           | 456,308,900.00           |
|                     | <b>SUB-TOTAL - WATER AND SANITATION SECTOR</b>               | <b>7,581,241,350.00</b>  | <b>1,895,310,337.50</b>  | <b>-</b>              | <b>-</b>              | <b>-</b>              | <b>-</b>                              | <b>0.00%</b>               | <b>1,895,310,337.50</b>  | <b>7,581,241,350.00</b>  |
|                     | <b>FINANCE &amp; REVENUE MOBILIZATION SECTOR</b>             |                          |                          |                       |                       |                       |                                       |                            |                          |                          |
| 022000100100        | MINISTRY OF FINANCE  | 1,553,000,000.00         | 388,250,000.00           | 73,506,876.70         | -                     | -                     | 73,506,876.70                         | 18.93%                     | 314,743,123.30           | 1,479,493,123.30         |
| 022000200100        | DEBT MANAGEMENT OFFICE                                       | 21,756,035,540.00        | 5,439,008,885.00         | -                     | -                     | -                     | -                                     | 0.00%                      | 5,439,008,885.00         | 21,756,035,540.00        |
| 022000700100        | OFFICE OF THE ACCOUNTANT - GENERAL                           | 604,000,000.00           | 151,000,000.00           | -                     | 3,857,300.00          | -                     | 3,857,300.00                          | 2.55%                      | 147,142,700.00           | 600,142,700.00           |
| 022000800100        | OSUN STATE INTERNAL REVENUE SERVICE                          | 63,638,300.00            | 15,909,575.00            | -                     | 15,900,000.00         | -                     | 15,900,000.00                         | 99.94%                     | 9,575.00                 | 47,738,300.00            |
|                     | <b>SUB-TOTAL - FINANCE &amp; REVENUE MOBILIZATION SECTOR</b> | <b>23,976,673,840.00</b> | <b>5,994,168,460.00</b>  | <b>73,506,876.70</b>  | <b>19,757,300.00</b>  | <b>-</b>              | <b>93,264,176.70</b>                  | <b>1.56%</b>               | <b>5,900,904,283.30</b>  | <b>23,883,409,663.30</b> |
|                     | <b>TOTAL STATE FUNDED EXPENDITURE</b>                        | <b>61,353,414,750.00</b> | <b>15,338,353,687.50</b> | <b>784,258,224.01</b> | <b>283,998,081.21</b> | <b>294,712,780.00</b> | <b>1,362,969,085.22</b>               | <b>8.89%</b>               | <b>13,290,186,854.78</b> | <b>57,249,654,674.78</b> |

Permanent Secretary  
 MINISTRY OF ECONOMIC PLANNING,  
 BUDGET & DEVELOPMENT  
 State of Osun, Osogbo  
 24/04/2020



**MINISTRY OF ECONOMIC PLANNING AND BUDGET  
CAPITAL PERFORMANCE BY MDAs FOR THE FIRST QUARTER, 2020**

**CAPITAL EXPENDITURE  
STATE FUND**

| ADMINISTRATIVE CODE | MDAS | 2020 APPROVED ESTIMATES | PRO-RATA ESTIMATES | JANUARY | FEBRUARY | MARCH | TOTAL CAPITAL: JANUARY TO MARCH, 2020 | PERCENT AGE OF PERFORMANCE | VARIANCE  | BALANCE   |
|---------------------|------|-------------------------|--------------------|---------|----------|-------|---------------------------------------|----------------------------|-----------|-----------|
|                     |      | A                       | B                  |         |          |       | C                                     | D                          | F = B - C | G = A - C |

**CAPITAL EXPENDITURE FUNDED FROM RETAINABLE REVENUE**

| ADMINISTRATIVE CODE | MDAS  | 2020 APPROVED ESTIMATES | PRO-RATA ESTIMATES    | JANUARY              | FEBRUARY             | MARCH                | TOTAL CAPITAL: JANUARY TO MARCH, 2020 | PERCENT AGE OF PERFORMANCE | VARIANCE            | BALANCE               |
|---------------------|---|-------------------------|-----------------------|----------------------|----------------------|----------------------|---------------------------------------|----------------------------|---------------------|-----------------------|
|                     |   | A                       | B                     |                      |                      |                      | C                                     | D                          | F = B - C           | G = A - C             |
| 021510200100        | OSUN STATE AGRICULTURAL DEVELOPMENT PROGRAMME             |                         | -                     | -                    | -                    | -                    | -                                     |                            | -                   | -                     |
| 021510300100        | OSUN STATE AGRICULTURAL DEVELOPMENT CORPORATION           | 297,000,000.00          | 74,250,000.00         | -                    | 125,000.00           | 150,000.00           | 275,000.00                            | 0.37%                      | 73,975,000.00       | 296,725,000.00        |
| 051701800100        | OSUN STATE COLLEGE OF TECHNOLOGY, ESA-OKE                 |                         | -                     | 356,000.00           | 8,571,395.80         | 1,975,000.00         | 10,902,395.80                         |                            | (10,902,395.80)     | (10,902,395.80)       |
| 051701900100        | OSUN STATE POLYTECHNIC, IREE                              |                         | -                     | -                    | -                    | -                    | -                                     |                            | -                   | -                     |
| 051702000100        | OSUN STATE COLLEGE OF EDUCATION, ILESA                    |                         | -                     | 1,126,300.00         | -                    | 2,141,990.00         | 3,268,290.00                          |                            | (3,268,290.00)      | (3,268,290.00)        |
| 051702100100        | OSUN STATE COLLEGE OF EDUCATION, ILA-ORANGUN              |                         | -                     | -                    | -                    | -                    | -                                     |                            | -                   | -                     |
| 051702200100        | OSUN STATE UNIVERSITY, OSOGBO                             |                         | -                     | 21,741,333.00        | 21,997,248.86        | 35,922,786.93        | 79,661,368.79                         |                            | (79,661,368.79)     | (79,661,368.79)       |
| 052102600100        | LAUTECH TEACHING HOSPITAL, OSOGBO                         |                         | -                     | 3,972,783.00         | 10,474,749.07        | 14,158,856.18        | 28,606,388.25                         |                            | (28,606,388.25)     | (28,606,388.25)       |
| 025305300100        | OSUN STATE PROPERTY DEVELOPMENT CORPORATION               | 35,000,000.00           | 8,750,000.00          |                      |                      |                      |                                       | 0.00%                      | 8,750,000.00        | 35,000,000.00         |
| 012300300100        | OSUN STATE BROADCASTING CORPORATION                       | 195,280,210.00          | 48,820,052.50         |                      |                      |                      |                                       | 0.00%                      | 48,820,052.50       | 195,280,210.00        |
| 025210200100        | OSUN STATE WATER CORPORATION                              |                         | -                     |                      |                      |                      |                                       |                            | -                   | -                     |
|                     | <b>TOTAL EXPENDITURE ON CAPITAL EXPENDITURE FUNDED FR</b> | <b>527,280,210.00</b>   | <b>131,820,052.50</b> | <b>27,196,416.00</b> | <b>41,168,393.73</b> | <b>54,348,633.11</b> | <b>122,713,442.84</b>                 | <b>93.09%</b>              | <b>9,106,609.66</b> | <b>404,566,767.16</b> |

**CAPITAL EXPENDITURE FROM DOMESTIC AIDS AND GRANTS**

| ADMINISTRATIVE CODE | MDAS   | 2020 APPROVED ESTIMATES | PRO-RATA ESTIMATES | JANUARY               | FEBRUARY              | MARCH                 | TOTAL CAPITAL: JANUARY TO MARCH, 2020 | PERCENT AGE OF PERFORMANCE | VARIANCE                | BALANCE                 |
|---------------------|--|-------------------------|--------------------|-----------------------|-----------------------|-----------------------|---------------------------------------|----------------------------|-------------------------|-------------------------|
|                     |  | A                       | B                  |                       |                       |                       | C                                     | D                          | F = B - C               | G = A - C               |
| 011100100100        | OFFICE OF THE GOVERNOR                                   |                         | -                  | -                     | -                     | -                     | -                                     |                            | -                       | -                       |
| 014700200100        | LOCAL GOVERNMENTS SERVICE COMMISSION                     |                         | -                  | -                     | -                     | -                     | -                                     |                            | -                       | -                       |
| 021510200100        | OSUN STATE AGRICULTURAL DEVELOPMENT PROGRAMME            |                         | -                  | -                     | -                     | -                     | -                                     |                            | -                       | -                       |
| 051700100100        | MINISTRY OF EDUCATION                                    |                         | -                  | -                     | -                     | -                     | -                                     |                            | -                       | -                       |
| 051700300100        | STATE UNIVERSAL BASIC EDUCATION BOARD                    |                         | -                  | -                     | -                     | -                     | -                                     |                            | -                       | -                       |
| 051701800100        | OSUN STATE COLLEGE OF TECHNOLOGY, ESA-OKE                |                         | -                  | -                     | -                     | -                     | -                                     |                            | -                       | -                       |
| 051701900100        | OSUN STATE POLYTECHNIC, IREE                             |                         | -                  | -                     | -                     | -                     | -                                     |                            | -                       | -                       |
| 051702000100        | OSUN STATE COLLEGE OF EDUCATION, ILESA                   |                         | -                  | 113,825,110.00        | 236,930,770.00        | 159,000,000.00        | 509,755,880.00                        |                            | (509,755,880.00)        | (509,755,880.00)        |
| 051702100100        | OSUN STATE COLLEGE OF EDUCATION, ILA-ORANGUN             |                         | -                  | -                     | -                     | -                     | -                                     |                            | -                       | -                       |
| 051702200100        | OSUN STATE UNIVERSITY, OSOGBO                            |                         | -                  | 11,592,000.00         | 31,811,936.14         | -                     | 43,403,936.14                         |                            | (43,403,936.14)         | (43,403,936.14)         |
| 052111600100        | PRIMARY HEALTH CARE DEVELOPMENT BOARD                    |                         | -                  | -                     | -                     | -                     | -                                     |                            | -                       | -                       |
| 025210200100        | OSUN STATE WATER CORPORATION                             |                         | -                  | -                     | -                     | 17,000,000.00         | 17,000,000.00                         |                            | (17,000,000.00)         | (17,000,000.00)         |
|                     | <b>TOTAL EXPENDITURE ON CAPITAL EXPENDITURE FROM DOM</b> | <b>-</b>                | <b>-</b>           | <b>125,417,110.00</b> | <b>268,742,706.14</b> | <b>176,000,000.00</b> | <b>570,159,816.14</b>                 |                            | <b>(570,159,816.14)</b> | <b>(570,159,816.14)</b> |

**CAPITAL EXPENDITURE FROM BORROWINGS**

Permanent Secretary  
 MINISTRY OF ECONOMIC PLANNING,  
 BUDGET & DEVELOPMENT  
 State of Osun, Osogbo  
 Date: 24/04/2020



**MINISTRY OF ECONOMIC PLANNING AND BUDGET  
CAPITAL PERFORMANCE BY MDAs FOR THE FIRST QUARTER, 2020**

**CAPITAL EXPENDITURE  
STATE FUND**

| ADMINISTRATIVE CODE | MDAS   | 2020 APPROVED ESTIMATES | PRO-RATA ESTIMATES | JANUARY | FEBRUARY              | MARCH                | TOTAL CAPITAL: JANUARY TO MARCH, 2020 | PERCENT AGE OF PERFORMANCE | VARIANCE                | BALANCE                 |
|---------------------|--|-------------------------|--------------------|---------|-----------------------|----------------------|---------------------------------------|----------------------------|-------------------------|-------------------------|
|                     |  | A                       | B                  |         |                       |                      | C                                     | D                          | F = B - C               | G = A - C               |
| 025210200100        | OSUN STATE WATER CORPORATION                             | -                       | -                  | -       | 240,472,789.82        | 79,249,821.92        | 319,722,611.74                        |                            | (319,722,611.74)        | (319,722,611.74)        |
| 025210300100        | RURAL WATER & ENVIRONMENTAL SANITATION AGENCY            | -                       | -                  | -       | -                     | -                    | -                                     |                            | -                       | -                       |
|                     | <b>TOTAL EXPENDITURE ON CAPITAL EXPENDITURE FROM BOR</b> | -                       | -                  | -       | <b>240,472,789.82</b> | <b>79,249,821.92</b> | <b>319,722,611.74</b>                 |                            | <b>(319,722,611.74)</b> | <b>(319,722,611.74)</b> |

  
 Permanent Secretary  
 MINISTRY OF ECONOMIC PLANNING,  
 BUDGET & DEVELOPMENT  
 State of Osun, Osoyo  
 Date: 21/04/2020



**MINISTRY OF ECONOMIC PLANNING AND BUDGET  
CAPITAL PERFORMANCE BY MDAs FOR THE FIRST QUARTER, 2020**

**CAPITAL EXPENDITURE  
STATE FUND**

| ADMINISTRATIVE CODE | MDAS | 2020 APPROVED ESTIMATES | PRO-RATA ESTIMATES | JANUARY | FEBRUARY | MARCH | TOTAL CAPITAL: JANUARY TO MARCH, 2020 | PERCENT AGE OF PERFORMANCE | VARIANCE         | BALANCE          |
|---------------------|------|-------------------------|--------------------|---------|----------|-------|---------------------------------------|----------------------------|------------------|------------------|
|                     |      | <b>A</b>                | <b>B</b>           |         |          |       | <b>C</b>                              | <b>D</b>                   | <b>F = B - C</b> | <b>G = A - C</b> |

**DEBT REPAYMENT**

| ITEMS                             | 2020 APPROVED ESTIMATES | PRO-RATA ESTIMATES | JANUARY                 | FEBRUARY                | MARCH                   | TOTAL CAPITAL: JANUARY TO MARCH, 2020 | PERCENT AGE OF PERFORMANCE | VARIANCE                   | BALANCE                    |
|-----------------------------------|-------------------------|--------------------|-------------------------|-------------------------|-------------------------|---------------------------------------|----------------------------|----------------------------|----------------------------|
|                                   | <b>A</b>                | <b>B</b>           |                         |                         |                         | <b>C</b>                              | <b>D</b>                   | <b>F = B - C</b>           | <b>G = A - C</b>           |
| INTERNAL DEBT PRINCIPAL REPAYMENT | -                       | -                  | 4,609,576,188.95        | 3,357,926,188.95        | 3,467,155,860.36        | 11,434,658,238.26                     |                            | (11,434,658,238.26)        | (11,434,658,238.26)        |
| EXTERNAL DEBT PRINCIPAL REPAYMENT | -                       | -                  | -                       | -                       | -                       | -                                     |                            | -                          | -                          |
| <b>TOTAL DEBT REPAYMENT</b>       | -                       | -                  | <b>4,609,576,188.95</b> | <b>3,357,926,188.95</b> | <b>3,467,155,860.36</b> | <b>11,434,658,238.26</b>              |                            | <b>(11,434,658,238.26)</b> | <b>(11,434,658,238.26)</b> |

**SUMMARY**

| ITEMS   | 2020 APPROVED ESTIMATES  | PRO-RATA ESTIMATES       | JANUARY                 | FEBRUARY                | MARCH                   | TOTAL CAPITAL: JANUARY TO MARCH, 2020 | PERCENT AGE OF PERFORMANCE | VARIANCE                | BALANCE                  |
|---|--------------------------|--------------------------|-------------------------|-------------------------|-------------------------|---------------------------------------|----------------------------|-------------------------|--------------------------|
|   | <b>A</b>                 | <b>B</b>                 |                         |                         |                         | <b>C</b>                              | <b>D</b>                   | <b>F = B - C</b>        | <b>G = A - C</b>         |
| TOTAL STATE FUNDED EXPENDITURE                          | 61,353,414,750.00        | 15,338,353,687.50        | 784,258,224.01          | 283,998,081.21          | 294,712,780.00          | 1,362,969,085.22                      | 8.89%                      | 13,975,384,602.28       | 59,990,445,664.78        |
| TOTAL EXPENDITURE ON CAPITAL EXPENDITURE FUNDED FROM RE | 527,280,210.00           | 131,820,052.50           | 27,196,416.00           | 41,168,393.73           | 54,348,633.11           | 122,713,442.84                        | 93.09%                     | 9,106,609.66            | 404,566,767.16           |
| TOTAL EXPENDITURE ON CAPITAL EXPENDITURE FROM DOMESTIC  | -                        | -                        | 125,417,110.00          | 268,742,706.14          | 176,000,000.00          | 570,159,816.14                        |                            | (570,159,816.14)        | (570,159,816.14)         |
| TOTAL EXPENDITURE ON CAPITAL EXPENDITURE FROM FOREIGN A | -                        | -                        | -                       | -                       | -                       | -                                     |                            | -                       | -                        |
| TOTAL EXPENDITURE ON CAPITAL EXPENDITURE FROM BORROWIN  | -                        | -                        | -                       | 240,472,789.82          | 79,249,821.92           | 319,722,611.74                        |                            | (319,722,611.74)        | (319,722,611.74)         |
| TOTAL DEBT REPAYMENT                                    | -                        | -                        | 4,609,576,188.95        | 3,357,926,188.95        | 3,467,155,860.36        | 11,434,658,238.26                     |                            | (11,434,658,238.26)     | (11,434,658,238.26)      |
| <b>TOTAL OUTFLOW</b>                                    | <b>61,880,694,960.00</b> | <b>15,470,173,740.00</b> | <b>5,546,447,938.96</b> | <b>4,192,308,159.85</b> | <b>4,071,467,095.39</b> | <b>13,810,223,194.20</b>              | <b>89.27%</b>              | <b>1,659,950,545.80</b> | <b>48,070,471,765.80</b> |

  
 Permanent Secretary  
 MINISTRY OF ECONOMIC PLANNING,  
 BUDGET & DEVELOPMENT  
 State of Osun, Osoyo  
 Date: 24/04/2020