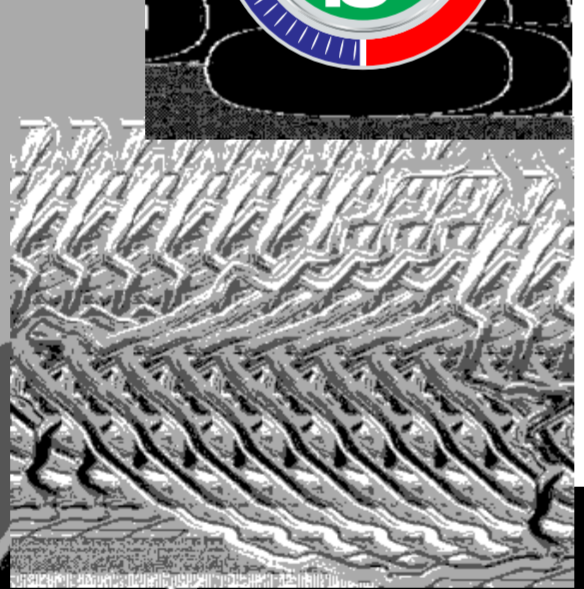




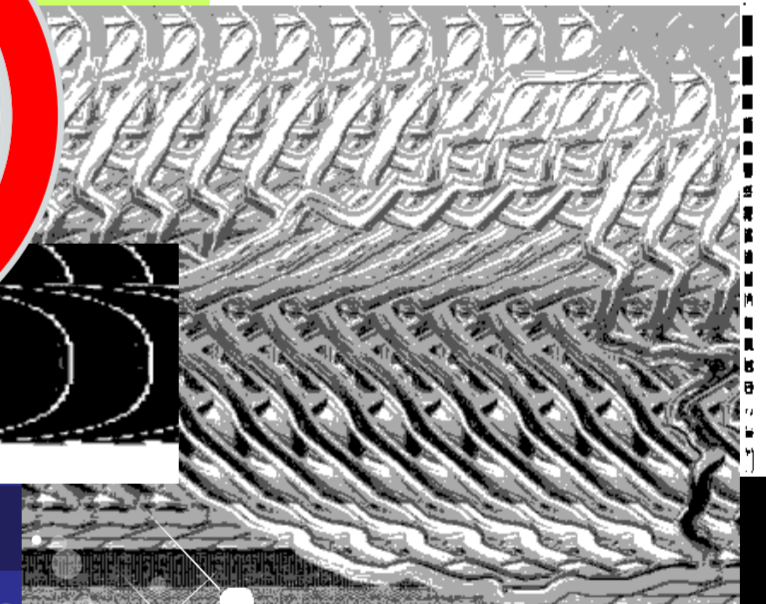
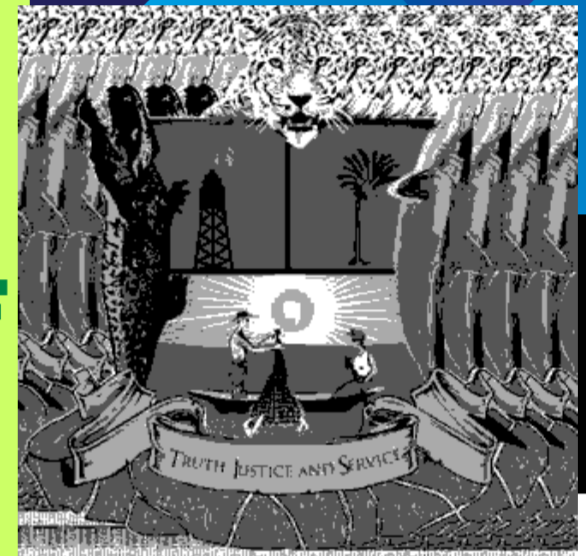
FINANCIAL STATEMENTS OF THE GOVERNMENT OF BAYELSA STATE OF NIGERIA



Bayelsa
The Glory of all Lands

ANNUAL REPORT OF THE ACCOUNTANT-GENERAL BAYELSA STATE FOR THE YEAR ENDED 31ST DECEMBER, 2018

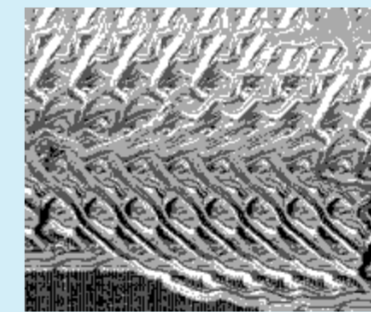

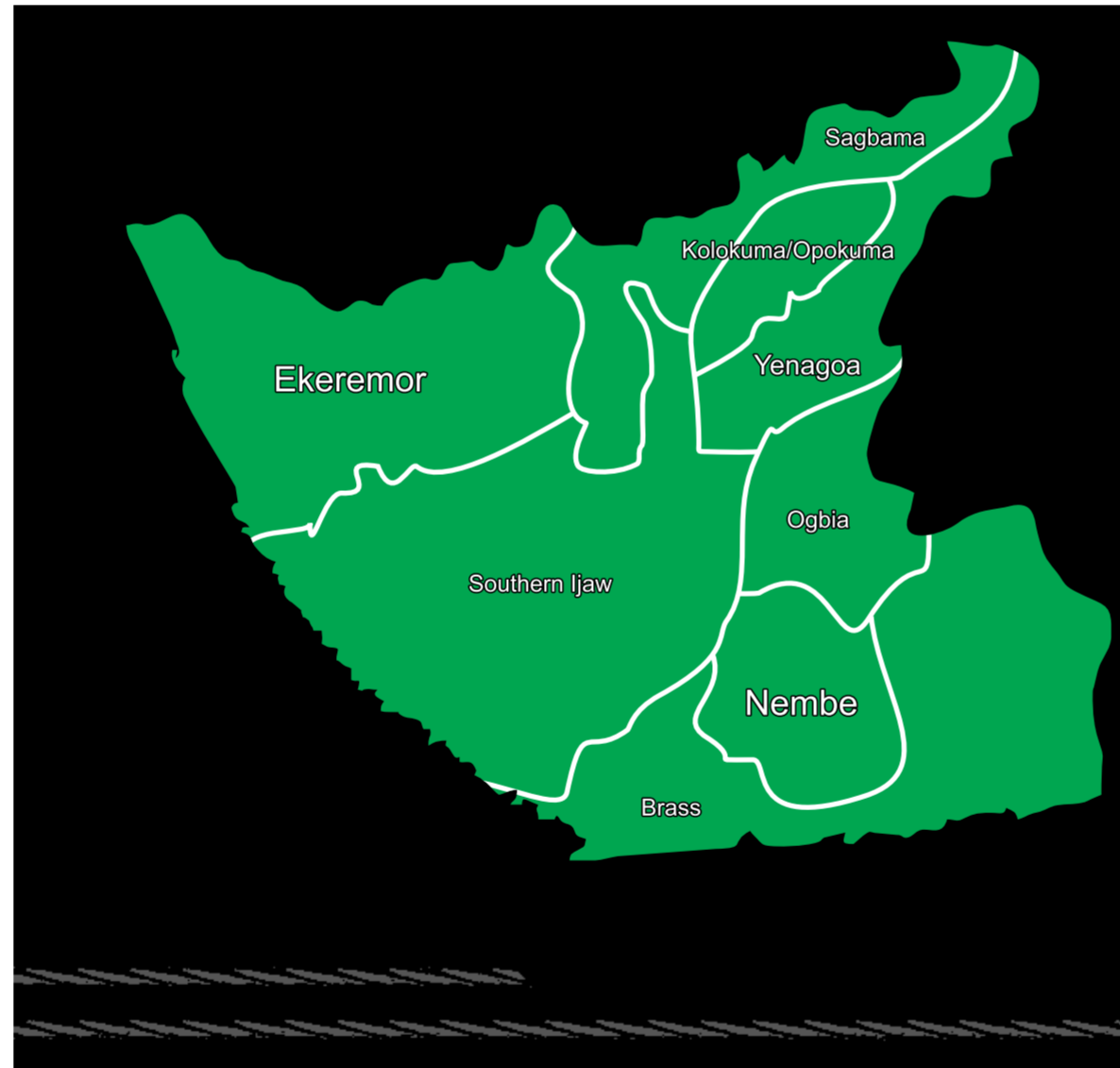
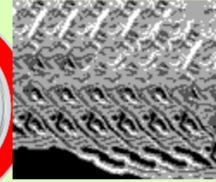
FINANCIAL STATEMENTS OF THE GOVERNMENT OF BAYELSA STATE OF NIGERIA



Bayelsa
The Glory of all Lands



FINANCIAL STATEMENTS
OF THE GOVERNMENT OF
BAYELSA STATE OF NIGERIA



Bayelsa



The Glory of all Lands

STATE FOR THE YEAR ENDED 31ST DECEMBER



FINANCIAL STATEMENTS
OF THE GOVERNMENT OF
BAYELSA STATE OF NIGERIA

2018



HIS EXCELLENCY
HON. HENRY SERIAKE DICKSON
GOVERNOR, BAYELSA STATE

STATE FOR THE YEAR ENDED 31ST DECEMBER



FINANCIAL STATEMENTS
OF THE GOVERNMENT OF
BAYELSA STATE OF NIGERIA





HIS EXCELLENCY
REAR ADMIRAL GBORIBIOGHA JOHN JONAH (RTD)
DEPUTY GOVERNOR, BAYELSA STATE

STATE FOR THE YEAR ENDED 31ST DECEMBER



FINANCIAL STATEMENTS
OF THE GOVERNMENT OF
BAYELSA STATE OF NIGERIA




MR. MAXWELL EBIBAI
HONOURABLE COMMISSIONER FOR FINANCE

STATE FOR THE YEAR ENDED 31ST DECEMBER



FINANCIAL STATEMENTS
OF THE GOVERNMENT OF
BAYELSA STATE OF NIGERIA





ENIEKEZIMENE DANIEL E. (FIEN, FCNA)
ACCOUNTANT-GENERAL

STATE FOR THE YEAR ENDED 31ST DECEMBER



FINANCIAL STATEMENTS
OF THE GOVERNMENT OF
BAYELSA STATE OF NIGERIA



GOVERNOR AND HIS FINANCE COMMITTEE

STATE FOR THE YEAR ENDED 31ST DECEMBER



FINANCIAL STATEMENTS
OF THE GOVERNMENT OF
BAYELSA STATE OF NIGERIA



SIKPI NATHANIEL LOVEDAY (FCA)
HEAD, FINAL ACCOUNTS UNIT

STATE FOR THE YEAR ENDED 31ST DECEMBER



FINANCIAL STATEMENTS
OF THE GOVERNMENT OF
BAYELSA STATE OF NIGERIA



HEAD AND STAFF OF FINAL ACCOUNTS UNIT



FINANCIAL STATEMENTS
OF THE GOVERNMENT OF
BAYELSA STATE OF NIGERIA

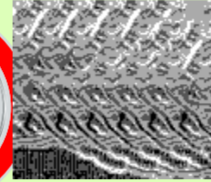


Contents

	PAGE
ACCOUNTANT-GENERAL'S ANNUAL REPORT	10
CASH FLOW STATEMENT	
STATEMENT OF ASSETS AND LIABILITIES	17
STATEMENT OF CONSOLIDATED REVENUE FUND	18
STATEMENT OF CAPITAL DEVELOPMENT FUND	19
NOTES ON THE FINANCIAL STATEMENTS	
TERMS AND DEFINITIONS	122
ACCOUNTING POLICIES & EXPLANATORY NOTES	
FINANCIAL GRAPHS	



FINANCIAL STATEMENTS
OF THE GOVERNMENT OF
BAYELSA STATE OF NIGERIA



REPORT OF THE ACCOUNTANT-GENERAL
BAYELSA STATE FOR THE YEAR ENDED 31ST DECEMBER, 2018

It is my pleasure to present the Accounts of the Government of Bayelsa State for the year ended December 31, 2018 together with the financial statements. This is in accordance with the Financial Regulations and the provisions of the Finance (Control and Management) Act of 1958 as amended.

1. INTERNALLY GENERATED REVENUE

The Bayelsa State Internally Generated Revenue for the 2018 financial year stands at N14.116 Billion as against N12.384 Billion in 2017. This represents an increase of 14.00% over the actual revenue collected in year 2017 but a decrease of 54.4% over budgeted revenue targets for the 2018 financial year.

2. STATUTORY ALLOCATION & VALUE ADDED TAX & OTHER RECEIPTS


The Bayelsa State Government received total revenue of N198.164 Billion Naira from FAAC as against the budgeted amount of N233.506 Billion in 2018. The Share of Statutory Allocation (FAAC) was N153.696 Billion, Value Added Tax was N9.886 Billion and Statutory Allocation (Other Agencies) was N34.583 Billion. Inclusive in the Statutory Allocation (Other Agencies) are Paris Club reimbursement of N24.162 Billion and Budget Support Facility of N0.700 Billion.

3. INVESTMENT (INCOME, SHARES & SECURITIES)

The State Government earned a total of N428499 Million Naira from dividend and bond investment income during the year under review. There was a decrease in the actual dividend and investment income received as compared with the previous year receipt of N187.618 Million Naira. In relation to Internally Generated Revenue, Investment income recorded 3.04%.



FINANCIAL STATEMENTS OF THE GOVERNMENT OF BAYELSA STATE OF NIGERIA



4. CONSOLIDATED REVENUE FUND CHARGES

The sum of N8.503 Billion was expended on Consolidated Revenue Fund Charges in 2018 as against N6.077 Billion in the previous year. Inclusive in the Consolidated Revenue Fund Charges in 2018 is pension arrears accrued in 2016 paid during the year under review. The Consolidated revenue fund charges consist of only Pensions and Gratuity payments.

5. INTERNAL & EXTERNAL DEBT PROFILE

The internal Debt Stock of the State stands at N62.646 Billion, as at 31st December, 2018. The servicing of these obligations gulped a total sum of N23.073 Billion only for the year under review.

The State Government through the World Bank obtained an IDA credit facility in 2013 for Employment & Expenditure for Results Project (SEEFOR). The facility is repayable within 30 years after a ten year moratorium period.

The External Debt stock of the State now stands at \$56.623 Million(US Dollars), N17.327 Billion Naira as at 31st December 2018. The servicing of the State external debt obligations gulped a total sum of N456.932 million only for the year under review.

6. PERSONNEL COST

The Personnel cost implication of the State Government for the year ended 31st December 2018 is N60.742 Billion only. This represents a increase of 33.00% over the actual personnel cost of N45.70 Billion for 2017. The personnel cost for 2018 includes N198.94 Million expended by Government on the statutory salaries and allowances of the Governor, Deputy Governor, Auditors-General of the State and Local Government, Chairmen and members of the various Commissions such as SIEC, Civil Service commission, Local Government Service Commission, Judicial Service Commission and House of Assembly Service Commission. Inclusive in the Personnel Cost in 2018 is Salary arrears accrued in 2016 paid during the year under review.



FINANCIAL STATEMENTS OF THE GOVERNMENT OF BAYELSA STATE OF NIGERIA



7. CAPITAL EXPENDITURE

The State Government expended N47.755 Billion on Capital expenditure for 2018. This is against a budgetary provision of N126.362 Billion. The Sector allocation of this expenditure is as follows: Administration 6.33%, Economic 64.82%, Law & Justice 0.28%, Regional Development 0.08%, Social Service 21.06% and Aids & Grants 7.44%.

8. OVERHEAD COST

The State Government expended N69.845 Billion as its overhead cost for 2018 fiscal year. This is against an actual of N30.600 Billion for 2017.

9. OTHER OPERATING COST

The State Government expended N17.929 Billion as Other operating cost for 2018 fiscal year. This is against an actual of N16.135 Billion for 2017 which represents a 11.12% increase over the previous year.

10. CONCLUSION

I wish to express my profound appreciation to all Treasury Staff for their abiding loyalty, commitment and support throughout the year. I am also particularly grateful to the Honorable Commissioner for Finance for his esteemed leadership and support; the Permanent Secretary, the Auditor-General (State) and staff for their co-operation and understanding, which made possible the production of the Financial Statements.
God Bless you all.

(Signature)

ENIEKEZIMENE DANIEL E. (FIEN, FCNA)
Accountant-General.



FINANCIAL STATEMENTS
OF THE GOVERNMENT OF
BAYELSA STATE OF NIGERIA



AUDIT CERTIFICATE


In compliance with section 125 (2) of the Constitution of the Federal Republic of Nigeria 1999 and Audit Law (cap. 13) Laws of Eastern Nigeria 1963, as amended, I have examined the accounts and Financial Statements of Bayelsa State Government of Nigeria, for the year ended 31st December, 2018. The Audit was conducted in accordance with the National Audit Standard for Public Sector Accounts of Nigeria and generally accepted Auditing Standards and Guidelines.

In my opinion, the financial statements give a true and fair view of the financial position of the State as at 31st December, 2018 subject to the on-going reconciliations with Treasury .

Offurugbo S. Godknows FCNA
AUDITOR-GENERAL
BAYELSA STATE OF NIGERIA



FINANCIAL STATEMENTS
OF THE GOVERNMENT OF
BAYELSA STATE OF NIGERIA




**BAYELSA
CULTURAL
DISPLAY**

STATE FOR THE YEAR ENDED 31ST DECEMBER



FINANCIAL STATEMENTS
OF THE GOVERNMENT OF
BAYELSA STATE OF NIGERIA



STATEMENT NO 1

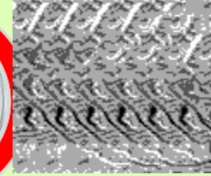
CASH FLOW STATEMENT FOR THE YEAR ENDED 31ST DECEMBER 2018

BUDGET YEAR 2018 ₦		NOTE	YEAR 2018 ₦	YEAR 2017 ₦
	CASH FLOW FROM OPERATING ACTIVITIES RECEIPT:			
	RECEIPTS			
225,000,000,000.00	Statutory Allocation (FAAC)	1	188,278,134,785.13	158,209,531,576.66
8,506,000,000.00	Value Added Tax	1	9,885,704,463.43	9,330,802,507.54
233,506,000,000.00	Statutory Allocation Total		198,163,839,248.56	167,540,334,084.20
16,784,126,635.00	Taxes	2	13,450,762,191.49	11,887,488,312.53
551,537,000.00	Licenses	2	38,723,071.86	40,902,575.00
12,337,336,365.00	Fees	2	96,415,914.88	150,286,508.74
1,270,000,000.00	Fines	2	2,930,357.80	3,091,150.00
0.00	Sales	2	4,000,000.00	44,190,620.00
0.00	Rent	2	92,817,854.78	69,888,100.17
0.00	Investment Income	2	428,498,581.69	187,617,709.70
0.00	Interest	2	1,438,319.39	1,494,681.83
30,943,000,000.00	Independent Revenue Total		14,115,586,291.89	12,384,959,657.97
0.00	Other Revenue Sources	3	196,008,126.84	195,939,464.12
264,449,000,000.00	TOTAL RECEIPTS		212,475,433,667.29	180,121,233,206.29
	PAYMENTS:			
64,113,000,000.00	Personal Emolument(includes salaries on crfc)	4&7(1)	60,742,333,981.91	45,698,581,197.02
73,489,000,000.00	Overhead Cost	5	69,845,481,623.31	30,599,659,547.95
9,000,000,000.00	Consolidated Revenue Fund Charges (P&G only)	7(6)	8,503,472,391.37	6,076,619,174.38
0.00	Contribution to Pension Fund		0.00	0.00
20,024,000,000.00	Other Operating Activities	7(4&5)	17,928,813,874.41	16,135,146,868.54
0.00	Other Transfers		0.00	0.00
166,626,000,000.00	Total Payment		157,020,101,871.00	98,510,006,787.89
98,187,000,000.00	Net Cash flow from Operating Activities:		55,455,331,796.29	81,611,226,418.40
	CASHFLOW FROM INVESTING ACTIVITIES			
15,755,000,000.00	Capital Expenditure: Administrative Sector	6	(3,020,678,931.39)	(2,879,887,534.88)
61,809,000,000.00	Capital Expenditure: Economic Sector(less seefor)	6	(30,952,834,492.19)	(29,510,147,966.01)
460,000,000.00	Capital Expenditure: Law & Justice Sector	6	(134,152,750.98)	(127,900,000.00)
1,153,000,000.00	Capital Expenditure: Regional Development Sector	6	(36,711,073.37)	(35,000,000.00)
47,185,000,000.00	Capital Expenditure: Social Service Sector	6	(10,057,899,048.51)	(9,589,108,526.51)
0.00	Capital Expenditure:Funded by Aid & Grants(see for)	6	(3,552,789,029.26)	(3,387,196,412.40)
126,362,000,000.00	Net Cash flow from Investing Activities		(47,755,065,325.71)	(45,529,240,439.80)

STATE FOR THE YEAR ENDED 31ST DECEMBER



FINANCIAL STATEMENTS
OF THE GOVERNMENT OF
BAYELSA STATE OF NIGERIA



BUDGET YEAR 2018	CASH FLOW FROM FINANCING ACTIVITIES:	NOTE	YEAR 2018	YEAR 2017
5,598,000,000.00	Proceeds from Aids & Grants		0.00	0.00
0.00	Proceeds from External Loan	9B	5,469,069,647.11	3,387,196,412.40
46,932,000,000.00	Proceeds from Internal Loans	9C	0.00	8,000,000,000.00
0.00	Proceeds from other Funds		0.00	0.00
500,000,000.00	Repayment of External Loans(including servicing)	9A	(456,932,220.30)	(207,361,065.24)
(23,500,000,000.00)	Repayment of Internal Loans- Commercial(including servicing)	9C	(7,526,191,386.24)	(23,301,818,861.02)
0.00	Repayment of Internal Loans-State Bond(including servicing)	9D	(4,937,010,436.60)	(4,937,010,436.60)
0.00	Repayment of Internal Loans-FGN Bond(including servicing)	9E	(8,893,882,229.74)	(8,893,882,229.76)
0.00	Repayment of Internal Loans-FGN-ECA(including servicing)	9E	(1,520,109,285.01)	(1,520,109,285.00)
0.00	Repayment of Internal Loans-FGN- Bailout(including servicing)	9E	(195,348,126.78)	(195,348,126.78)
23,991,000,000.00	Net Cash flow from Financing Activities:		(18,060,404,037.56)	(27,668,333,592.00)
	MOVEMENTS IN OTHER CASH EQUIVALENT ACCOUNTS			
0.00	Decrease/Increase in Investments	8	174,748,164.01	1,002,963,247.60
0.00	Net Decrease/Increase in other Cash Equivalents		(528,426,328.02)	(2,175,440,496.20)
0.00	Total Cash flow from other Cash Equivalent Accounts		(353,678,164.01)	(1,172,477,248.60)
	NET CASH FOR THE PERIOD:		(10,713,815,730.99)	7,241,175,138.00
0.00	CASH & IT'S EQUIVALENT AS AT 1ST JANUARY, 2017		19,693,408,088.00	12,452,232,950.00
0.00	CASH & IT'S EQUIVALENT AS AT 31ST DECEMBER, 2017		8,979,592,357.01	19,693,408,088.00

The accompanying notes are an integral part of these Financial Statements


• • • • •

ENIEKEZIMENE DANIEL E. (FIEN, FCNA)
Accountant-General.

STATE FOR THE YEAR ENDED 31ST DECEMBER



FINANCIAL STATEMENTS
OF THE GOVERNMENT OF
BAYELSA STATE OF NIGERIA



STATEMENT NO 2

STATEMENT OF ASSETS AND LIABILITIES FOR THE YEAR ENDED 31ST DECEMBER, 2018

ASSETS	NOTE	YEAR 2018 ₦	YEAR 2017 ₦
Liquid Assets			
Cash and Bank Balances (TREASURY)	10	4,917,706,681.93	13,964,510,968.65
Cash and Bank Balances (MDA's)	10	4,061,885,675.08	5,728,897,119.35
Cash Balance Held by Joint Trustees	9D	841,399,000.00	662,469,000.00
TOTAL LIQUID ASSETS		9,820,991,357.01	20,355,877,088.00
Investment and Other Cash Assets			
Investment	8	7,246,978,170.85	7,072,230,006.84
Advances		0.00	0.00
Intangible Assets		0.00	0.00
LIABILITIES OVER ASSETS	13	79,973,174,530.38	88,582,147,540.82
TOTAL INVESTMENT AND OTHER CASH ASSETS		87,220,152,701.23	95,654,377,547.66
TOTAL ASSETS		97,041,144,058.24	116,010,254,635.66
LIABILITIES:			
Public Funds			
Consolidated Revenue Fund	S3	7,085,759,504.65	16,846,028,273.63
Capital Development Fund	S4	9,982,210,023.21	10,582,078,821.21
TOTAL PUBLIC FUNDS		17,067,969,527.86	27,428,107,094.84
EXTERNAL AND INTERNAL LOANS			
External Loans	9A	17,326,692,685.26	14,617,368,945.36
Internal Loans	9(C,D,E)	62,646,481,845.13	73,964,778,595.46
Total External and Internal Loans		79,973,174,530.39	88,582,147,540.82
OTHER LIABILITIES		0.00	0.00
Deposits			
TOTAL PUBLIC FUNDS & LIABILITIES		97,041,144,058.24	116,010,254,635.66

The accompanying notes are an integral part of these financial statements

~ ~ ~ ~ ~

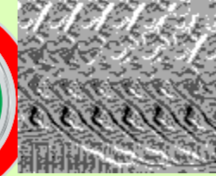
~ ~ ~ ~ ~

ENIEKEZIMENE DANIEL E. (FIEN,FCNA)
Accountant-General.

STATE FOR THE YEAR ENDED 31ST DECEMBER



FINANCIAL STATEMENTS
OF THE GOVERNMENT OF
BAYELSA STATE OF NIGERIA



STATEMENT NO 3

STATEMENT OF CONSOLIDATED REVENUE FUND FOR THE YEAR ENDED 31ST DECEMBER, 2018

ACTUAL PREVIOUS YEAR 2017	NOTES	ACTUAL YEAR 2018	FINAL BUDGET YEAR 2018	ORIGINAL BUDGET YEAR 2018	SUPPLEMENTARY BUD. YEAR 2018	VAR.
₦		₦	₦	₦	₦	%
10,252,319,205.43	Opening Balance (A)	16,846,028,273.63	0.00	0.00	0.00	
	ADD: REVENUE					
158,209,531,576.66	Statutory Allocation	188,278,134,785.13	225,000,000,000.00	225,000,000,000.00	0.00	16.32
9,330,802,507.54	Value Added Tax	9,885,704,463.43	8,506,000,000.00	8,506,000,000.00	0.00	(16.22)
167,540,334,084.20	Statutory Allocation Total	198,163,839,248.56	233,506,000,000.00	233,506,000,000.00	0.00	15.14
11,887,488,312.53	Taxes	13,450,762,191.49	16,784,126,635.00	16,784,126,635.00	0.00	19.86
40,902,575.00	Licenses	38,723,071.86	551,537,000.00	551,537,000.00	0.00	92.98
150,286,508.74	Fees	96,415,914.88	12,337,336,365.00	12,337,336,365.00	0.00	99.22
3,091,150.00	Fines	2,930,357.80	1,270,000,000.00	1,270,000,000.00	0.00	99.77
44,190,620.00	Sales	4,000,000.00	0.00	0.00	0.00	100
69,888,100.17	Rent	92,817,854.78	0.00	0.00	0.00	100
187,617,709.70	Investment Income	428,498,581.69	0.00	0.00	0.00	100
1,494,681.83	Interest	1,438,319.39	0.00	0.00	0.00	100
12,384,959,657.97	Independent Revenue Total	14,115,586,291.89	30,943,000,000.00	30,943,000,000.00	0.00	54.38
195,939,464.12	Other Revenue Sources	196,008,126.84	0.00	0.00	0.00	100
180,121,233,206.29	TOTAL REVENUE (B)	212,475,433,667.29	264,449,000,000.00	264,449,000,000.00	0.00	
	LESS: EXPENDITURE:					
45,698,581,197.02	Personnel Cost	60,742,333,981.91	64,113,000,000.00	64,113,000,000.00	0.00	5.26
30,599,659,547.95	Overhead Cost	69,845,481,623.31	73,489,000,000.00	73,489,000,000.00	0.00	4.96
6,076,619,174.38	Consol. Rev. fund chrgs(P&G)	8,503,472,391.37	9,000,000,000.00	9,000,000,000.00	10	5.52
16,135,146,868.54	Other Operating Activities	17,928,813,874.41	20,024,000,000.00	20,024,000,000.00	0.00	10.46
	OTHER RECURRENT EXPENDITURE					
38,848,168,939.16	Repayment of Internal loans	23,072,541,464.37	23,500,000,000.00	23,500,000,000.00	0.00	1.82
207,361,065.24	Repayment of External loans	456,932,220.30	500,000,000.00	500,000,000.00	0.00	8.61
137,565,536,792.29	TOTAL EXPENDITURE (C)	180,549,575,555.67	190,626,000,000.00	190,626,000,000.00	0.00	
53,081,015,619.43	OPERATING BALANCE D=(A+B-C)	48,771,886,385.25	73,823,000,000.00	73,823,000,000.00	0.00	
	APPROPRIATION/TRANSFER					
36,234,987,345.80	Transfer to Capital Dev.Fund (E)	41,686,126,880.60	60,517,000,000.00	60,517,000,000.00	0.00	
16,846,028,273.63	CLOSING BALANCE(D-E)	7,085,759,504.65	13,306,000,000.00	13,306,000,000.00		

The accompanying notes are an integral part of these financial statements

ENIEKEZIMENE DANIEL E. (FIEN,FCNA)
Accountant-General.

STATE FOR THE YEAR ENDED 31ST DECEMBER



FINANCIAL STATEMENTS
OF THE GOVERNMENT OF
BAYELSA STATE OF NIGERIA



STATEMENT NO 4

STATEMENT OF CAPITAL DEVELOPMENT FUND FOR THE YEAR ENDED 31ST DECEMBER, 2018

ACTUAL PREVIOUS YEAR 2017	NOTE	ACTUAL	FINAL BUDGET	ORIGINAL BUDGET	SUPPLE MENTARY BUD	VAR.
₦		₦	₦	₦	₦	%
8,489,135,502.81	Opening Balance (A)	10,582,078,821.21	0.00	0.00	0.00	
	ADD: CAPITAL RECEIPTS					
36,234,987,345.80	Transfer from CRF	41,686,126,880.60	60,517,000,000.00	60,517,000,000.00	0.00	30.12
3,387,196,412.40	Loans(External) 9B	5,469,069,647.11	6,000,000,000.00	6,000,000,000.00	0.00	(100)
8,000,000,000.00	Loans(Internal) 9C	0.00	40,932,000,000.00	40,932,000,000.00	0.00	0.57
0.00	Aids & Grants 3A	0.00	5,598,000,000.00	5,598,000,000.00	0.00	100
47,622,183,758.20	TOTAL CAPITAL RECEIPT (B)	47,155,196,527.71	113,047,000,000.00	113,047,000,000.00	0.00	
	LESS: CAPITAL EXPENDITURE					
2,879,887,534.88	Administrative Sector 6	3,020,678,931.39	15,755,000,000.00	15,755,000,000.00	0.00	47.17
29,510,147,966.01	Economic Sector(less seefor) 6	30,952,834,492.19	61,809,000,000.00	61,809,000,000.00	0.00	40.71
127,900,000.00	Law & Justice Sector 6	134,152,750.98	460,000,000.00	460,000,000.00	0.00	72.84
35,000,000.00	Regional Development Sector 6	36,711,073.37	1,153,000,000.00	1,153,000,000.00	0.00	94.17
9,589,108,526.51	Social Service Sector 6	10,057,899,048.51	47,185,000,000.00	47,185,000,000.00	0.00	67.97
3,387,196,412.40	Funded by Aid & Grants(see for) 6	3,552,789,029.26	0.00	0.00	0.00	0.00
45,529,240,439.80	Total Capital Expenditure (C)	47,755,065,325.71	126,362,000,000.00	126,362,000,000.00	0.00	
0.00	Intangible Assets (D)	0.00	0.00	0.00	0.00	0.00
10,582,078,821.21	CLOSING BALANCE (A+B-C-D)	9,982,210,023.21	13,315,000,000.00	13,315,000,000.00	0.00	0.00

The accompanying notes are an integral part of these financial statements


.....
.....
.....

ENIEKEZIMENE DANIEL E. (FIEN,FCNA)
Accountant-General.

STATE FOR THE YEAR ENDED 31ST DECEMBER



FINANCIAL STATEMENTS
OF THE GOVERNMENT OF
BAYELSA STATE OF NIGERIA




NOTES ON THE FINANCIAL STATEMENTS

NOTES	DESCRIPTION	PAGE
1.	STATEMENT OF STATUTORY ALLOCATION	21
2.	STATEMENT OF INTERNALLY GENERATED REVENUE	26
3.	STATEMENT OF OTHER REVENUE RECEIPTS	33
4.	STATEMENT OF PERSONNEL COST	34
5.	STATEMENT OF OVERHEAD EXPENDITURE	43
6.	STATEMENT OF CAPITAL EXPENDITURE	57
7.	STATEMENT OF CONSOLIDATED REVENUE FUND CHARGES AND OTHER OPERATING EXPENSES	61
8.	STATEMENT OF GOVERNMENT INVESTMENT	63
9.	STATEMENT OF PUBLIC DEBT	71
10.	STATEMENT OF CASH AND BANK BALANCES	74
11.	STATEMENT OF LIABILITIES	85
12.	SCHEDULE OF DETAILED EXPENDITURES	86



FINANCIAL STATEMENTS
OF THE GOVERNMENT OF
BAYELSA STATE OF NIGERIA




NOTES ON THE FINANCIAL STATEMENTS
NO 1
STATEMENT OF STATUTORY ALLOCATION

S/N	DETAILS	REF NOTE	AMOUNT ₦	AMOUNT ₦	REMARKS
A	SHARE OF STATUTORY ALLOCATION FROM FAAC				
	Net Share of Statutory allocation from FAAC	1A	134,189,379,404.83		
	Add: Deductions at Source	1B	19,506,231,938.48	153,695,611,343.31	
	Share of Statutory allocation - Other agencies (Paris club REIMBURSEMENT)	1C(a)	24,162,352,805.76	-	
	Share of Statutory allocation - Other agencies (Budget Support Facility)	1C(f)	700,000,000.00	-	
	Share of Statutory allocation - Other agencies (Others)	1C(b-e)	9,720,170,636.06	34,582,523,441.82	
	Share of Statutory allocation – Excess PPT	1D	0.00	0.00	
	GROSS STATUTORY ALLOCATION FROM FAAC			188,278,134,785.13	
B	VALUE ADDED TAX				
	Share of Value Added Tax (VAT)	1E		9,885,704,463.43	

STATE FOR THE YEAR ENDED 31ST DECEMBER



FINANCIAL STATEMENTS
OF THE GOVERNMENT OF
BAYELSA STATE OF NIGERIA



NOTES ON THE FINANCIAL STATEMENTS
NO 1(A)


STATEMENT OF GROSS STATUTORY ALLOCATION

S/N	MONTH	STATUTORY ALLOCATION (a)	13% MINERAL DERIVATION (b)	GROSS STATUTORY ALLOCATION c(a+b)	TOTAL DEDUCTIONS (d)	NET STATUTORY ALLOCATION e(c-d)
		₦	₦	₦	₦	₦
1	JANUARY	2,976,761,099.07	9,625,799,744.37	12,602,560,843.44	1,641,546,876.90	10,961,013,966.54
2	FEBRUARY	2,951,259,337.78	10,452,025,519.29	13,403,284,857.07	1,643,120,337.48	11,760,164,519.59
3	MARCH	3,048,493,353.33	11,456,285,890.32	14,504,779,243.65	1,643,120,336.95	12,861,658,906.69
4	APRIL	2,632,017,388.05	9,268,209,315.28	11,900,226,703.33	1,643,120,336.95	10,257,106,366.38
5	MAY	3,270,190,927.77	9,884,240,553.61	13,154,431,481.38	1,643,120,336.95	11,511,311,144.43
6	JUNE	3,180,904,124.14	10,325,135,917.94	13,506,040,042.08	1,643,120,337.48	11,862,919,704.60
7	JULY	3,310,070,337.93	7,307,375,271.04	10,617,445,608.97	1,643,120,337.48	8,974,325,271.49
8	AUGUST	3,193,382,250.06	8,631,672,525.26	11,825,054,775.32	1,614,525,940.99	10,210,528,834.33
9	SEPTEMBER	3,253,324,375.90	10,071,818,658.32	13,325,143,034.22	1,614,525,940.99	11,710,617,093.24
10	OCTOBER	3,116,783,799.29	9,333,977,891.28	12,450,761,690.57	1,614,525,940.99	10,836,235,749.58
11	NOVEMBER	3,365,838,470.39	10,798,176,501.69	14,164,014,972.08	1,614,525,940.99	12,549,489,031.09
12	DECEMBER	3,324,611,475.47	8,917,256,615.73	12,241,868,091.20	1,547,859,274.33	10,694,008,816.87
	TOTAL	37,623,636,939.18	116,071,974,404.13	153,695,611,343.31	19,506,231,938.48	134,189,379,404.83

STATE FOR THE YEAR ENDED 31ST DECEMBER



FINANCIAL STATEMENTS
OF THE GOVERNMENT OF
BAYELSA STATE OF NIGERIA



NOTES ON THE FINANCIAL STATEMENTS

NO 1(B)

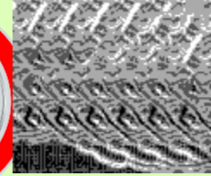
STATEMENT OF DEDUCTIONS FROM STATUTORY ALLOCATION

MONTH	COMM AGRIC CREDIT SCHEME 1&2	FOREIGN LOAN REPAYMENT	EXCESS CRUDE ACCOUNT LOAN FACILITY	RESTRUCTURING OF COMMERCIAL LOANS TO FGN BOND	BOND REPAYMENT- (ISPO)	REFUND OF 13% DERIVATION	FGN SALARY BAIL OUT FUND TO STATES	REFUND OF DERIVATION ARREARS TO A/IBOM	TOTAL
	(a)	(b)	(c)	(d)	(e)	(f)	(g)	(h)	(i)
	₦	₦	₦	₦	₦	₦	₦	₦	₦
JAN	146,124,091.59	28,391,300.12	126,675,773.75	741,156,852.48	421,546,663.22	128,368,950.47	16,279,010.57	33,004,234.17	1,641,546,876.37
FEB	148,124,091.59	29,964,760.70	126,675,773.75	741,156,852.48	421,546,663.22	128,368,950.47	16,279,010.57	33,004,234.17	1,645,120,336.95
MAR	148,124,091.59	29,964,760.70	126,675,773.75	741,156,852.48	421,546,663.22	128,368,950.47	16,279,010.57	33,004,234.17	1,645,120,336.95
APR	145,624,091.72	29,964,760.70	126,675,773.75	741,156,852.48	421,546,663.22	128,368,950.47	16,279,010.57	33,004,234.17	1,642,620,337.08
MAY	145,624,091.72	29,964,760.70	126,675,773.75	741,156,852.48	421,546,663.22	128,368,950.47	16,279,010.57	33,004,234.17	1,642,620,337.08
JUN	145,624,091.72	29,964,760.70	126,675,773.75	741,156,852.48	421,546,663.22	128,368,951.00	16,279,010.57	33,004,234.17	1,642,620,337.61
JUL	145,624,091.72	29,964,760.70	126,675,773.75	741,156,852.48	421,546,663.22	128,368,951.00	16,279,010.57	33,004,234.17	1,642,620,337.61
AUG	145,624,091.72	34,374,598.38	126,675,773.75	741,156,852.48	421,546,663.22	128,368,951.00	16,279,010.57	0.00	1,614,025,941.12
SEPT	145,624,091.72	34,374,598.38	126,675,773.75	741,156,852.48	421,546,663.22	128,368,951.00	16,279,010.57	0.00	1,614,025,941.12
OCT	145,624,091.72	34,374,598.38	126,675,773.75	741,156,852.48	421,546,663.22	128,368,951.00	16,279,010.57	0.00	1,614,025,941.12
NOV	145,624,091.72	34,374,598.38	126,675,773.75	741,156,852.48	421,546,663.22	128,368,951.00	16,279,010.57	0.00	1,614,025,941.12
DEC	79,457,424.93	34,374,598.38	126,675,773.75	741,156,852.48	421,546,663.22	128,368,951.00	16,279,010.57	0.00	1,547,859,274.33
TOTAL	1,686,822,433.46	380,052,856.22	1,520,109,285.00	8,893,882,229.76	5,058,559,958.64	1,540,427,409.35	195,348,126.84	231,029,639.19	19,506,231,938.48

STATE FOR THE YEAR ENDED 31ST DECEMBER



FINANCIAL STATEMENTS
OF THE GOVERNMENT OF
BAYELSA STATE OF NIGERIA



NOTES ON THE FINANCIAL STATEMENTS
NO 1(C)

STATEMENT OF STATUTORY ALLOCATION (OTHER AGENCIES)

MONTH	PARIS CLUB REIMBURSEMENT	EXCESS BANK CHARGES	ADDITIONAL FUNDS	REFUND FROM RIVERS STATE (OKWORI DERIVATION)	GAINS ON EXCHANGE RATE DIFFERENCE	BUDGET SUPPORT FACILITY	TOTAL
	(a)	(b)	(c)	(d)	(e)	(f)	g(a+b+c+d+e+f)
	₦	₦	₦	₦	₦		₦
JANUARY	0.00	12,087,157.43	898,466,055.35	57,532,352.43	0.00	0.00	968,085,565.21
FEBRUARY	0.00	0.00	0.00	57,532,352.43	0.00	700,000,000.00	757,532,352.43
MARCH	0.00	4,080,604.52	0.00	57,532,352.43	0.00	0.00	61,612,956.95
APRIL	0.00	0.00	0.00	57,532,352.43	1,893,307,143.97	0.00	1,950,839,496.4
MAY	0.00	2,611,576.93	327,906,270.69	57,532,352.43	0.00	0.00	388,050,200.05
JUNE	0.00	0.00	0.00	57,532,352.43	0.00	0.00	57,532,352.43
JULY	0.00	45,639,319.88	0.00	57,532,352.43	1,237,311,619.07	0.00	1,340,483,291.38
AUGUST	24,162,352,805.76	0.00	348,542,314.77	57,532,352.43	733,409,454.49	0.00	25,301,836,927.45
SEPTEMBER	0.00	0.00	0.00	57,532,352.43	4,455,266.63	0.00	61,987,619.06
OCTOBER	0.00	27,449,827.23	0.00	57,532,352.43	1,446,293,518.60	0.00	1,531,275,698.26
NOVEMBER	0.00	0.00	0.00	57,532,352.43	21,898,486.62	0.00	79,430,839.05
DECEMBER	0.00	0.00	0.00	57,532,352.43	2,026,323,790.72	0.00	2,083,856,143.15
TOTAL	24,162,352,805.76	91,868,485.99	1,574,914,640.81	690,388,229.16	7,362,999,280.10	700,000,000.00	34,582,523,441.82

STATE FOR THE YEAR ENDED 31ST DECEMBER



NOTES ON THE FINANCIAL STATEMENTS
NO 1(E)
STATEMENT OF VALUE ADDED TAX

S/NO	MONTH	VALUE ADDED TAX ₦	REMARKS
1	JANUARY	730,917,084.48	
2	FEBRUARY	869,151,783.46	
3	MARCH	800,902,378.88	
4	APRIL	741,380,102.83	
5	MAY	837,962,132.37	
6	JUNE	802,347,296.32	
7	JULY	758,711,403.64	
8	AUGUST	705,225,887.74	
9	SEPTEMBER	1,038,511,159.73	
10	OCTOBER	688,279,453.34	
11	NOVEMBER	1,013,939,875.14	
12	DECEMBER	898,375,905.50	
	TOTAL	9,885,704,463.43	



FINANCIAL STATEMENTS
OF THE GOVERNMENT OF
BAYELSA STATE OF NIGERIA



NOTES ON THE FINANCIAL STATEMENTS
NO 2


STATEMENT OF INDEPENDENT REVENUE FOR THE YEAR
ENDED 31ST DECEMBER, 2018

COMP. FIG FOR 2017 ₦	REF NO.	REVENUE ITEM	BUDGET ₦	ACTUAL ₦	VARIANCE ₦	REMARK
11,887,488,312.53	2A	TAXES	16,784,126,635.00	13,450,762,191.49	(3,333,364,443.51)	
40,902,575.00	2B	LICENSES	551,537,000.00	38,723,071.86	(512,813,928.14)	
150,286,508.74	2C	FEES	12,337,336,365.00	96,415,914.88	(12,240,920,450.12)	
3,091,150.00	2D	FINES	1,270,000,000.00	2,930,357.80	(1,267,069,642.20)	
44,190,620.00	2E	SALES	0.00	4,000,000.00	4,000,000.00	
0.00		EARNINGS	0.00	0.00	0.00	
69,888,100.17	2F	RENT	0.00	92,817,854.78	92,817,854.78	
1,494,681.83	2G	INTEREST	0.00	1,438,319.39	1,438,319.39	
187,617,709.70	2H	INVESTMENT INCOME	0.00	428,498,581.69	428,498,581.69	
0.00		OTHER REVENUES	0.00	0.00	4,000,000.00	
12,384,959,657.97		TOTAL	30,943,000,000.00	14,115,586,291.89	(16,827,413,708.11)	

STATE FOR THE YEAR ENDED 31ST DECEMBER



FINANCIAL STATEMENTS
OF THE GOVERNMENT OF
BAYELSA STATE OF NIGERIA



NOTES ON THE FINANCIAL STATEMENTS

NO. 2(A)

**STATEMENT OF TAXES FOR THE YEAR
ENDED 31ST DECEMBER, 2018**

S/N	REF NO.	MDA	BUDGET ₦	ACTUAL ₦	VARIANCE ₦	REMARK
1.		BOARD OF INTERNAL REVENUE	16,784,126,635.00	13,450,762,191.49	(3,333,364,443.51)	
		TOTAL	16,784,126,635.00	13,450,762,191.49	(3,333,364,443.51)	

NOTES ON THE FINANCIAL STATEMENTS

NO. 2(B)

**STATEMENT OF LICENSES FOR THE YEAR
ENDED 31ST DECEMBER, 2018**

S/N	REF NO.	MDA	BUDGET ₦	ACTUAL ₦	VARIANCE ₦	REMARK
1.		BOARD OF INTERNAL REVENUE	551,537,000.00	38,723,071.86	(512,813,928.14)	
		TOTAL	551,537,000.00	38,723,071.86	(512,813,928.14)	

STATE FOR THE YEAR ENDED 31ST DECEMBER



FINANCIAL STATEMENTS
OF THE GOVERNMENT OF
BAYELSA STATE OF NIGERIA



NOTES ON THE FINANCIAL STATEMENTS
NO. 2 (C)
STATEMENT OF FEES FOR THE YEAR
ENDED 31ST DECEMBER, 2018

S/N	REF NO.	MDA	BUDGET ₦	ACTUAL ₦	VARIANCE ₦	REMARK
1.		BOARD OF INTERNAL REVENUE	5,089,282,902.00	0.00	(5,089,282,902.00)	
2.		MINISTRY OF WOMEN AFFAIRS	0.00	169,000.00	169,000.00	
3.		MINISTRY OF WORKS & INFRASTRUCTURE	0.00	531,000.00	531,000.00	
4.		JUDICIARY	0.00	22,728,722.67	22,728,722.67	
5.		MINISTRY OF TRADE, INDUSTRY & INVESTMENT	0.00	1,659,500.00	1,659,500.00	
6.		PHYSICAL PLANNING & DEVELOPMENT BOARD	5,248,053,463.00	61,064,410.83	(5,186,989,052.17)	
7.		BAYELSA GEOGRAPHICAL INFORMATION SYSTEM	2,000,000,000.00	4,486,081.00	(1,995,513,919.00)	
8.		MINISTRY OF EDUCATION	0.00	2,503,980.00	2,503,980.00	
9.		MINISTRY OF LANDS AND SURVEY	0.00	54,000.00	54,000.00	
10.		MINISTRY OF ENVIRONMENT	0.00	1,480,000.00	1,480,000.00	
11.		MINISTRY OF YOUTHS & SPORTS	0.00	140,000.00	140,000.00	
12.		ENVIROMENTAL SANITATION AUTHORITY	0.00	19,800.00	19,800.00	
13.		SHOOL OF NURSING	0.00	1,400,000.00	1,400,000.00	
14.		DSP INFO TECH COMPLEX	0.00	177,220.38	177,220.38	
15.		MIN OF LOCAL GOVT & RURAL DEV	0.00	2,000.00	2,000.00	
16.		NIGER DELTER UNIVERSITY	0.00	200.00	200.00	
		TOTAL	12,337,336,365.00	96,415,914.88	(12,240,920,450.12)	



FINANCIAL STATEMENTS
OF THE GOVERNMENT OF
BAYELSA STATE OF NIGERIA



NOTES ON THE FINANCIAL STATEMENTS

NO. 2(D)

STATEMENT OF FINES FOR THE YEAR ENDED 31ST DECEMBER, 2018

S/N	REF NO.	MDA	BUDGET ₦	ACTUAL ₦	VARIANCE ₦	REMARK
1.		JUDICIARY	1,270,000,000.00	2,930,357.80	(1,267,069,642.20)	
		TOTAL	1,270,000,000.00	2,930,357.80	(1,267,069,642.20)	

NOTES ON THE FINANCIAL STATEMENTS

NO. 2(E)

**STATEMENT OF SALES FOR THE YEAR
ENDED 31ST DECEMBER, 2018**

S/N	REF NO.	MDA	BUDGET ₦	ACTUAL ₦	VARIANCE ₦	REMARK
1.		HOUSING AND PROPERTY DEV AUTHORITY	0.00	4,000,000.00	4,000,000.00	
		TOTAL	0.00	4,000,000.00	4,000,000.00	

STATE FOR THE YEAR ENDED 31ST DECEMBER



FINANCIAL STATEMENTS
OF THE GOVERNMENT OF
BAYELSA STATE OF NIGERIA



NOTES ON THE FINANCIAL STATEMENTS
NO. 2(E)

STATEMENT OF RENT FOR THE YEAR
ENDED 31ST DECEMBER, 2018

S/N	REF NO.	MDA	BUDGET ₦	ACTUAL ₦	VARIANCE ₦	REMARK
1.		BGIS	0.00	64,623,161.27	64,623,161.27	
2.		MINISTRY OF TRADE, INDUSTRY & INVESTMENT	0.00	28,194,693.51	28,194,693.51	
		TOTAL	0.00	92,817,854.78	92,817,854.78	


NOTES ON THE FINANCIAL STATEMENTS
NO. 2(G)

STATEMENT OF INTEREST FOR THE YEAR
ENDED 31ST DECEMBER, 2018

S/N	REF NO.	MDA	BUDGET ₦	ACTUAL ₦	VARIANCE ₦	REMARK
1.		MINISTRY OF FINANCE INCORPORATED	0.00	53,781.52	53,781.52	
2.		OFFICE OF THE ACCOUNTANT GENERAL	0.00	1,384,537.87	1,384,537.87	
		TOTAL	0.00	1,438,319.39	1,438,319.39	



FINANCIAL STATEMENTS
OF THE GOVERNMENT OF
BAYELSA STATE OF NIGERIA



NOTES ON THE FINANCIAL STATEMENTS


NO. 2(H)

**STATEMENT OF INVESTMENT INCOME FOR THE YEAR
ENDED 31ST DECEMBER, 2018**

S/N	REF NO.	MDA	BUDGET ₦	ACTUAL ₦	VARIANCE ₦	REMARK
1.		MINISTRY OF FINANCE INCORPORATED	0.00	299,784,581.69	299,784,581.69	
2.		OFFICE OF THE ACCOUNTANT GENERAL(BYSG BOND)	0.00	128,714,000.00	128,714,000.00	
		TOTAL	0.00	428,498,581.69	428,498,581.69	



FINANCIAL STATEMENTS
OF THE GOVERNMENT OF
BAYELSA STATE OF NIGERIA



NEW GOVERNOR'S OFFICE

STATE FOR THE YEAR ENDED 31ST DECEMBER



FINANCIAL STATEMENTS
OF THE GOVERNMENT OF
BAYELSA STATE OF NIGERIA



NOTES ON THE FINANCIAL STATEMENTS

STATEMENT NO 3


STATEMENTS OF OTHER REVENUE RECEIPTS

S/NO	MONTH	BAILOUT REFUNDS FROM LGAs	RECOVERY OF VECHICLE LOAN	TOTAL
		(a)	(b)	c(a+b)
		₦	₦	₦
1	JANUARY	0.00	250,000.00	250,000.00
2	FEBRUARY	16,279,010.57	40,000.00	16,319,010.57
3	MARCH	16,279,010.57	0.00	16,279,010.57
4	APRIL	16,279,010.57	0.00	16,279,010.57
5	MAY	16,279,010.57	40,000.00	16,319,010.57
6	JUNE	16,279,010.57	40,000.00	16,319,010.57
7	JULY	16,279,010.57	40,000.00	16,319,010.57
8	AUGUST	16,279,010.57	40,000.00	16,319,010.57
9	SEPTEMBER	16,279,010.57	40,000.00	16,319,010.57
10	OCTOBER	16,279,010.57	0.00	16,279,010.57
11	NOVEMBER	16,279,010.57	130,000.00	16,409,010.57
12	DECEMBER	32,558,021.14	40,000.00	32,598,021.14
	TOTAL	195,348,126.84	660,000.00	196,008,126.84

STATE FOR THE YEAR ENDED 31ST DECEMBER



FINANCIAL STATEMENTS
OF THE GOVERNMENT OF
BAYELSA STATE OF NIGERIA



NOTES ON THE FINANCIAL STATEMENTS

STATEMENT NO. 4 (A)


**STATEMENTS OF TOTAL PERSONNEL
COST FOR THE YEAR ENDED 31ST DECEMBER 2018**

S/N	REF. NO	MDA	BUDGET ₦	ACTUAL ₦	VARIANCE ₦	REMARK
A		PERSONNEL COST				
1.	4B	ADMINISTRATIVE SECTOR	12,917,313,630.27	12,313,884,187.72	603,429,442.55	
2.	4B	ECONOMIC SECTOR	14,900,929,343.07	13,173,508,123.95	1,727,421,219.12	
3.	4B	LAW & JUSTICE SECTOR	1,404,296,285.90	1,380,566,613.73	23,729,672.17	
4.	4B	REGIONAL SECTOR	35,571,243.51	35,244,497.65	326,745.86	
5.	4B	SOCIAL SECTOR	34,854,889,497.25	33,839,130,558.86	1,015,758,938.39	
		TOTAL PERSONNEL COST	64,113,000,000	60,742,333,981.91	3,370,666,018.00	
B		SALARIES DIRECTLY CHARGED TO CONSOLIDATED REVENUES FUND CHARGES				
1.	7(1)	GOVERNOR	3,840,298.32	3,840,298.32	0.00	
2.	7(1)	DEPUTY GOVERNOR	3,801,987.00	3,801,987.00	0.00	
3.	7(1)	JUDICIAL SERVICE COMMISSION BOARD MEMBERS	41,520,827.20	24,129,514.56	17,391,312.64	
4.	7(1)	AUDITOR GENERAL (STATE)	9,273,949.44	9,273,949.44	0.00	
5.	7(1)	AUDITOR GENERAL (LOCAL GOVERNMENT)	9,273,944.40	9,273,944.40	0.00	
6.	7(1)	CIVIL SERVICE COMMISSION BOARD MEMBERS	51,114,271.20	29,788,294.20	21,325,977.00	
7.	7(1)	LOCAL GOVT. SERVICE COMMISSION BOARD MEMBERS	89,488,047.20	39,611,457.48	49,876,589.72	
8.	7(1)	HOUSE OF ASSEMBLY SERVICE COMMISSION BOARD MEMBERS	89,488,047.20	39,611,457.48	49,876,589.72	
9.	7(1)	STATE INDEPENDENT ELECTORIAL COMMISSION BOARD MEMBERS	89,488,047.20	39,611,457.48	49,876,589.72	
		TOTAL SALARIES CHARGED TO CONSOLIDATED REVENUE FUND CHARGES	387,289,419.16	198,942,360.36	188,347,058.80	
		GRAND TOTAL	64,113,000,000.00	60,742,333,981.91	3,370,666,018.00	

STATE FOR THE YEAR ENDED 31ST DECEMBER



FINANCIAL STATEMENTS
OF THE GOVERNMENT OF
BAYELSA STATE OF NIGERIA



NOTE ON THE FINANCIAL STATEMENT NO. 4 (B)

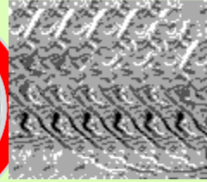
STATEMENT OF PERSONNEL COST FOR THE YEAR ENDING 31ST DECEMBER, 2018

COMPARATIVE	ADMIN CODE	ECON	GRP	HEAD DESCRIPTION	ESTIMATE	SUPPLEMENT	TOTAL	ACTUAL	EXCESS	SAVINGS	TOTPV5
				SECTOR: ADMINISTRATIVE							
232,198,242.04	011100100100	21010101	1	GOVERNMENT HOUSE	180,513,013.00	0.00	180,513,013.00	155,772,274.41	0.00	24,740,738.59	12
6.00	011100100200	21010101	1	OFFICE OF DEPUTY GOVERNOR	38,579,830.00	0.00	38,579,830.00	37,663,844.17	0.00	915,985.83	12
5,801,829.32	011100202000	21010101	1	S. A. POLITICAL	8,023,236.75	0.00	8,023,236.75	8,023,236.75	0.00	0.00	12
26,229,393.00	011101000100	21010101	1	DUE PROCESS BUREAU	32,537,116.00	0.00	32,537,116.00	25,511,921.79	0.00	7,025,194.21	12
5,256,384,470.97	011101300200	21010101	1	GENERAL SERVICES (SSG OFFICE)	3,129,603,912.13	0.00	3,129,603,912.13	3,129,603,912.13	0.00	0.00	38
31,100,080.38	011102100100	21010101	1	LAGOS LIAISON OFFICE	27,231,080.00	0.00	27,231,080.00	26,332,874.94	0.00	898,205.06	12
35,565,483.68	011102100200	21010101	1	BAYELSA HOUSE ABUJA	24,771,036.00	0.00	24,771,036.00	9,951,601.25	0.00	14,819,434.75	12
51,634,055.36	011102100300	21010101	1	PORTHARCOURT LIAISON OFFICE	53,684,878.22	0.00	53,684,878.22	53,684,878.22	0.00	0.00	12
17,063,787.38	011103500100	21010101	1	STATE PENSION BOARD	6,123,238,204.46	0.00	6,123,238,204.46	6,123,238,204.46	0.00	0.00	36
2,321,156.63	011103800100	21010101	1	PILGRIMS WELFARE BOARD	12,467,459.97	0.00	12,467,459.97	12,467,459.97	0.00	0.00	10
31,619,999.82	011104400100	21010101	1	MINISTRY OF SPECIAL DUTIES (FEDERAL PROJECTS AND PROGRAMS CO	25,041,498.00	0.00	25,041,498.00	5,167,021.81	0.00	19,874,476.19	5
28,291,014.09	011110100100	21010101	1	MINISTRY OF SPECIAL PROJECTS	31,927,882.00	0.00	31,927,882.00	24,774,229.11	0.00	7,153,652.89	10
10,960,623.96	011113500100	21010101	1	DIRECTORATE FOR PROJECT MONITORING AND EVALUATION	8,255,029.00	0.00	8,255,029.00	8,121,594.82	0.00	133,434.18	12
69,056,729.15	011113700100	21010101	1	TEACHERS DISCIPLINARY COUNCIL	59,157,664.00	0.00	59,157,664.00	56,549,725.54	0.00	2,607,938.46	13
1,095,537,720.01	011200300100	21010101	1	BAYELSA STATE HOUSE OF ASSEMBLY	1,264,783,463.00	0.00	1,264,783,463.00	941,420,014.80	0.00	323,363,448.20	24
82,683,400.01	011200400100	21010101	1	BAYELSA STATE HOUSE OF ASSEMBLY SERVICE COMMISSION	116,686,446.00	0.00	116,686,446.00	115,234,993.72	0.00	1,451,452.28	12
177,758,947.86	012300100100	21010101	1	MINISTRY OF INFORMATION AND ORIENTATION	179,604,422.00	0.00	179,604,422.00	157,290,732.98	0.00	22,313,689.02	15

STATE FOR THE YEAR ENDED 31ST DECEMBER



FINANCIAL STATEMENTS
OF THE GOVERNMENT OF
BAYELSA STATE OF NIGERIA



NOTE ON THE FINANCIAL STATEMENT NO. 4 (B)


STATEMENT OF PERSONNEL COST FOR THE YEAR ENDING 31ST DECEMBER, 2018

COMPARATIVE	ADMIN CODE	ECON	GRP	HEAD DESCRIPTION	ESTIMATE	SUPPLEMENT	TOTAL	ACTUAL	EXCESS	SAVINGS	TOTPVs
463,133,883.37	012300400100	21010101	1	BAYELSA STATE RADIO BROADCASTING CORPORATION	455,629,846.00	0.00	455,629,846.00	397,935,794.05	0.00	57,694,051.95	13
61,121,882.73	012301300100	21010101	1	GOVERNMENT PRINTING PRESS	25,314,569.00	0.00	25,314,569.00	19,458,640.07	0.00	5,855,928.93	12
258,419,032.61	012305500100	21010101	1	BAYELSA STATE NEWSPAPERS CORPORATION	235,769,407.00	0.00	235,769,407.00	226,022,842.55	0.00	9,746,564.45	13
149,476,560.62	012500100200	21010101	1	MANAGEMENT AND WELFARE SERVICE ESTABLISHMENT AND TRAINING BUREAU	117,141,447.10	0.00	117,141,447.10	117,141,447.10	0.00	0.00	15
55,025,136.62	012500500100	21010101	1	BAYELSA STATE PUBLIC SERVICE TRAINING INSTITUTE	55,236,087.00	0.00	55,236,087.00	50,240,985.55	0.00	4,995,101.45	13
7,698,376.47	012500600100	21010101	1	AUDITOR-GENERAL STATE	8,110,959.16	0.00	8,110,959.16	8,110,959.16	0.00	0.00	12
60,313,254.95	014000100100	21010101	1	AUDITOR-GENERAL LOCAL GOVERNMENT	56,188,129.00	0.00	56,188,129.00	51,883,551.59	0.00	4,304,577.41	12
38,507,777.50	014000100200	21010101	1	CIVIL SERVICE COMMISSION	29,479,339.00	0.00	29,479,339.00	26,926,542.14	0.00	2,552,796.86	12
72,427,798.28	014700100100	21010101	1	LOCAL GOVERNMENT SERVICE COMMISSION	58,032,387.00	0.00	58,032,387.00	55,609,439.18	0.00	2,422,947.82	13
0.00	014700100200	21010101	1	STATE INDEPENDENT ELECTORAL COMMISSION	9,273,944.00	0.00	9,273,944.00	0.00	0.00	9,273,944.00	0
234,414,306.33	014800100100	21010101	1	S. A. TREASURY, REVENUE AND ACCOUNTS	277,594,908.00	0.00	277,594,908.00	256,868,924.75	0.00	20,725,983.25	12
0.00	011100202900	21010101	1	MINISTRY OF POWER	25,459,827.00	0.00	25,459,827.00	24,380,455.23	0.00	1,079,371.77	12
0.00	023100100100	21010121	1	PHYSICAL PLANNING AND DEVELOPMENT BOARD	170,746,961.37	0.00	170,746,961.37	170,746,961.37	0.00	0.00	24
0.00	025305500100	21010101	1	SA/MDG's	59,480,525.00	0.00	59,480,525.00	0.00	0.00	59,480,525.00	0
0.00	011100500100	21010101	1	S.A. NGO/GRASSROOT MOBILIZATION	5,749,124.11	0.00	5,749,124.11	5,749,124.11	0.00	0.00	7
0.00	011101300100	21010101	1	GROUP TOTAL	12,917,313,630.27	0.00	12,917,313,630.27	12,313,884,187.72	0.00	603,429,442.55	432.00

STATE FOR THE YEAR ENDED 31ST DECEMBER



FINANCIAL STATEMENTS
OF THE GOVERNMENT OF
BAYELSA STATE OF NIGERIA



NOTE ON THE FINANCIAL STATEMENT NO. 4 (B)

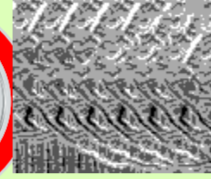
STATEMENT OF PERSONNEL COST FOR THE YEAR ENDING 31ST DECEMBER, 2018

COMPARATIVE	ADMIN CODE	ECON	GRP	HEAD DESCRIPTION	ESTIMATE	SUPPLEMENT	TOTAL	ACTUAL	EXCESS	SAVINGS	TOTPV5
				SECTOR: ECONOMIC							
412,042,579.27	021500100100	21010101	2	MINISTRY OF AGRICULTURE	300,000,000.00	0.00	300,000,000.00	299,303,713.65	0.00	696,286.35	14
149,599,368.73	021510200100	21010101	2	AGRICULTURAL DEVELOPMENT PROGRAMME (ADP)	126,733,236.00	0.00	126,733,236.00	117,606,780.91	0.00	9,126,455.09	12
40,420,845.99	021510600100	21010101	2	SCHOOL-TO-LAND AUTHORITY	36,637,060.00	0.00	36,637,060.00	29,131,081.13	0.00	7,505,978.87	12
58,000,642.92	022000100100	21010101	2	MINISTRY OF FINANCE	2,584,098,335.20	0.00	2,584,098,335.20	2,584,098,335.20	0.00	0.00	59
43,798,503.48	022000300100	21010101	2	STATE BUDGET OFFICE	104,255,809.63	0.00	104,255,809.63	104,255,809.63	0.00	0.00	25
636,887,791.28	022000700100	21010101	2	OFFICE OF ACCOUNTANT-GENERAL	264,467,361.46	0.00	264,467,361.46	264,467,361.46	0.00	0.00	27
140,377,794.40	022000800100	21010101	2	BOARD OF INTERNAL REVENUE	62,106,906.00	0.00	62,106,906.00	62,106,906.00	0.00	0.00	12
261,523,140.05	022200100100	21010101	2	MINISTRY OF TRADE, INDUSTRY AND INVESTMENT	225,560,918.30	0.00	225,560,918.30	225,560,918.30	0.00	0.00	25
7,934,185.53	022205600100	21010101	2	BAYELSA STATE MICROFINANCE & ENTERPRISE DEVELOPMENT AGENCY	66,677,091.59	0.00	66,677,091.59	66,677,091.59	0.00	0.00	22
24,747,806.40	022700600100	21010101	2	SKILL ACQUISITION AND TRAINING	20,945,830.00	0.00	20,945,830.00	20,438,186.28	0.00	507,643.72	12
47,557,486.62	022800100100	21010101	2	MINISTRY OF SCIENCE AND TECHNOLOGY AND MANPOWER DEVELOPMENT	60,914,404.00	0.00	60,914,404.00	0.00	0.00	60,914,404.00	0
18,380,650.51	022810100100	21010101	2	E-GOVERNANCE BUREAU	25,013,742.00	0.00	25,013,742.00	22,862,193.47	0.00	2,151,548.53	12
121,092,057.85	022905300100	21010101	2	BAYELSA TRANSPORT COMPANY	126,905,745.00	0.00	126,905,745.00	114,789,716.24	0.00	12,116,028.76	12
192,848,813.53	023400100100	21010101	2	MINISTRY OF WORKS & INFRASTRUCTURE	168,243,346.00	0.00	168,243,346.00	149,366,511.09	0.00	18,876,834.91	14
26,860,919.22	023600100100	21010101	2	MINISTRY OF TOURISM DEVELOPMENT	60,053,176.31	0.00	60,053,176.31	60,053,176.31	0.00	0.00	13

STATE FOR THE YEAR ENDED 31ST DECEMBER



FINANCIAL STATEMENTS
OF THE GOVERNMENT OF
BAYELSA STATE OF NIGERIA



NOTE ON THE FINANCIAL STATEMENT NO. 4 (B)


STATEMENT OF PERSONNEL COST FOR THE YEAR ENDING 31ST DECEMBER, 2018

COMPARATIVE	ADMIN CODE	ECON	GRP	HEAD DESCRIPTION	ESTIMATE	SUPPLEMENT	TOTAL	ACTUAL	EXCESS	SAVINGS	TOTPVs
164,019,377.16	023600300100	21010101	2	MUSEUMS AND MONUMENTS	95,672,444.78	0.00	95,672,444.78	95,672,444.78	0.00	0.00	13
244,692,167.75	023600400100	21010101	2	COUNCIL OF ARTS AND CULTURE	232,175,708.80	0.00	232,175,708.80	232,175,708.80	0.00	0.00	12
2,074,716.07	023605500100	21010101	2	TOURISM DEVELOPMENT AGENCY	8,371,233.94	0.00	8,371,233.94	8,371,233.94	0.00	0.00	12
90,901,736.85	025200100100	21010101	2	MINISTRY OF WATER RESOURCES	113,019,337.00	0.00	113,019,337.00	107,121,753.37	0.00	5,897,583.63	13
124,634,202.85	025210200100	21010101	2	WATER BOARD	127,914,229.00	0.00	127,914,229.00	112,692,035.81	0.00	15,222,193.19	13
76,779,129.53	025300100100	21010101	2	MINISTRY OF HOUSING AND URBAN DEVELOPMENT	65,964,357.00	0.00	65,964,357.00	57,395,234.13	0.00	8,569,122.87	13
50,860,733.88	025305300100	21010101	2	BAYELSA HOUSING AND PROPERTY DEVELOPMENT AUTHORITY	44,093,253.00	0.00	44,093,253.00	43,820,756.44	0.00	272,496.56	12
54,134,251.10	025305600100	21010101	2	STATE CAPITAL DEVELOPMENT AUTHORITY	56,662,062.62	0.00	56,662,062.62	56,662,062.62	0.00	0.00	12
141,606,268.82	026000100100	21010101	2	MINISTRY OF LANDS AND SURVEY	53,030,546.00	0.00	53,030,546.00	50,724,235.45	0.00	2,306,310.55	12
57,433,529.34	026200100100	21010101	2	MINISTRY OF BUDGET AND ECONOMIC PLANNING	9,575,106,252.57	0.00	9,575,106,252.57	0.00	0.00	9,575,106,252.57	0
76,212,975.40	026300100100	21010101	2	MINISTRY OF CULTURE AND IJAW NATIONAL AFFAIRS	56,572,588.00	0.00	56,572,588.00	54,318,601.67	0.00	2,253,986.33	12
29,096,898.32	023400200100	21010101	2	OFFICE OF SURVEYOR-GENERAL	65,304,928.00	0.00	65,304,928.00	64,159,986.46	0.00	1,144,941.54	12
107,190,642.14	022900100100	21010101	2	MINISTRY OF TRANSPORT	112,041,248.87	0.00	112,041,248.87	112,041,248.87	0.00	0.00	15
0.00	022205700100	21010101	2	BUREAU FOR CO-OPERATIVE DEVELOPMENT	16,696,005.00	0.00	16,696,005.00	14,405,910.17	0.00	2,290,094.83	12
0.00	023300100100	21010101	2	MINISTRY OF MINERAL RESOURCES	45,692,187.00	0.00	45,692,187.00	43,229,130.18	0.00	2,463,056.82	17
				GROUP TOTAL	14,900,929,343.07	0.00	14,900,929,343.07	13,173,508,123.95	0.00	1,727,421,219.12	451.00
				SECTOR: LAW & JUSTICE							
32,013,262.19	031801100100	21010101	3	JUDICIARY SERVICE COMMISSION	41,440,530.00	0.00	41,440,530.00	41,015,942.20	0.00	424,587.80	12
312,604,032.32	032600100100	21010101	3	MINISTRY OF JUSTICE	380,832,780.00	0.00	380,832,780.00	365,570,683.22	0.00	15,262,096.78	13

STATE FOR THE YEAR ENDED 31ST DECEMBER



FINANCIAL STATEMENTS
OF THE GOVERNMENT OF
BAYELSA STATE OF NIGERIA



NOTE ON THE FINANCIAL STATEMENT NO. 4 (B)

STATEMENT OF PERSONNEL COST FOR THE YEAR ENDING 31ST DECEMBER, 2018

COMPARATIVE	ADMIN CODE	ECON	GRP	HEAD DESCRIPTION	ESTIMATE	SUPPLEMENT	TOTAL	ACTUAL	EXCESS	SAVINGS	TOTPV5
538,969,567.72	032605100100	21010101	3	HIGH COURT/ JUDICIARY	763,946,183.90	0.00	763,946,183.90	763,946,183.90	0.00	0.00	13
205,316,370.14	032605200100	21010101	3	CUSTOMARY COURT OF APPEAL	218,076,792.00	0.00	218,076,792.00	210,033,804.41	0.00	8,042,987.59	13
				GROUP TOTAL	1,404,296,285.90	0.00	1,404,296,285.90	1,380,566,613.73	0.00	23,729,672.17	51.00
				SECTOR: REGIONAL DEVELOPMENT							
12,040,163.87	045102200100	21010101	4	MINISTRY OF SPECIAL DUTIES CENTRAL SENATORIAL DISTRICT	9,239,150.71	0.00	9,239,150.71	9,239,150.71	0.00	0.00	12
7,386,448.98	045102300100	21010101	4	MINISTRY OF SPECIAL DUTIES EAST SENATORIAL DISTRICT	8,088,038.00	0.00	8,088,038.00	7,761,292.14	0.00	326,745.86	12
12,408,718.63	045102400100	21010101	4	MINISTRY OF SPECIAL DUTIES WEST SENATORIAL DISTRICT	18,244,054.80	0.00	18,244,054.80	18,244,054.80	0.00	0.00	12
				GROUP TOTAL	35,571,243.51	0.00	35,571,243.51	35,244,497.65	0.00	326,745.86	36.00
				SECTOR: SOCIAL SERVICES							
173,354,724.38	012300300100	21010101	5	NIGER DELTA TELEVISION AUTHORITY	171,233,889.00	0.00	171,233,889.00	169,098,434.81	0.00	2,135,454.19	12
32,987,520.23	051300100100	21010101	5	MINISTRY OF YOUTH	38,999,548.00	0.00	38,999,548.00	32,152,774.50	0.00	6,846,773.50	12
252,896,955.75	051400100100	21010101	5	MINISTRY OF WOMEN AFFAIRS AND SOCIAL DEVELOPMENT	231,465,580.24	0.00	231,465,580.24	231,465,580.24	0.00	0.00	12
371,271,408.25	051700100100	21010101	5	MINISTRY OF EDUCATION	400,433,161.42	0.00	400,433,161.42	400,433,161.42	0.00	0.00	55
8,488,970,122.65	051700300100	21010101	5	BAYELSA STATE UNIVERSAL BASIC EDUCATION BOARD	3,337,342,298.00	0.00	3,337,342,298.00	301,159,404.92	0.00	3,036,182,893.08	25
23,459,840.71	051700800100	21010101	5	BAYELSA STATE LIBRARY BOARD	28,072,088.00	0.00	28,072,088.00	26,285,131.72	0.00	1,786,956.28	12
30,494,546.22	051701000100	21010101	5	STATE AGENCY FOR MASS EDUCATION	27,159,168.00	0.00	27,159,168.00	17,277,297.49	0.00	9,881,870.51	12
545,599,787.13	051701800100	21010101	5	BAYELSA STATE COLLEGE OF ARTS AND SCIENCE	629,344,807.03	0.00	629,344,807.03	629,344,807.03	0.00	0.00	21

STATE FOR THE YEAR ENDED 31ST DECEMBER



FINANCIAL STATEMENTS
OF THE GOVERNMENT OF
BAYELSA STATE OF NIGERIA



NOTE ON THE FINANCIAL STATEMENT NO. 4 (B)

STATEMENT OF PERSONNEL COST FOR THE YEAR ENDING 31ST DECEMBER, 2018

COMPARATIVE	ADMIN CODE	ECON	GRP	HEAD DESCRIPTION	ESTIMATE	SUPPLEMENT	TOTAL	ACTUAL	EXCESS	SAVINGS	TOTPVs
1,379,499,754.02	051701900100	21010101	5	ISAAC JASPER BORO COLLEGE OF EDUCATION	1,645,970,101.00	0.00	1,645,970,101.00	1,295,562,706.97	0.00	350,407,394.03	15
5,508,053,355.78	051702100100	21010101	5	NIGER DELTA UNIVERSITY WILBERFORCE ISLAND	6,696,077,272.00	0.00	6,696,077,272.00	5,932,154,705.13	0.00	763,922,566.87	25
6,146,093,134.37	051705400100	21010101	5	BAYELSA STATE SECONDARY SCHOOLS BOARD	10,003,109,241.73	0.00	10,003,109,241.73	10,003,109,241.73ss	0.00	0.00	63
38,169,796.75	051705600100	21010101	5	BAYELSA STATE SCHOLARSHIP BOARD	34,270,005.00	0.00	34,270,005.00	29,497,505.38	0.00	4,772,499.62	12
995,032,241.11	052100100100	21010101	5	MINISTRY OF HEALTH	1,118,216,649.00	0.00	1,118,216,649.00	835,207,541.15	0.00	283,009,107.85	34
791,394,739.85	052102600100	21010101	5	NIGER DELTA UNIVERSITY TEACHING HOSPITAL OKOLOBIRI	1,197,532,759.00	0.00	1,197,532,759.00	1,000,477,744.75	0.00	197,055,014.25	29
3,610,491,468.13	052110200100	21010101	5	BAYELSA STATE HOSPITALS MANAGEMENT BOARD	3,604,386,213.00	0.00	3,604,386,213.00	3,602,727,322.57	0.00	1,658,890.43	20
180,220,871.13	052110400100	21010101	5	BAYELSA STATE SCHOOL OF NURSING AND MIDWIFERY	156,025,307.00	0.00	156,025,307.00	118,918,175.55	0.00	37,107,131.45	24
410,697,996.45	053500100100	21010101	5	MINISTRY OF ENVIRONMENT			417,173,039.00	387,121,049.66	0.00	30,051,989.34	17
514,723,296.75	052110600100	21010101	5	BAYELSA STATE COLLEGE OF HEALTH TECHNOLOGY			600,466,940.00	575,729,043.29	0.00	24,737,896.71	12
268,323,823.44	053500200100	21010101	5	BAYELSA STATE PARKS AND GARDEN	326,915,928.00	0.00	326,915,928.00	254,735,838.73	0.00	72,180,089.27	12
1,520,379,129.80	053505500100	21010101	5	BAYELSA STATE ENVIRONMENTAL SANITATION AUTHORITY	1,521,305,321.00	0.00	1,521,305,321.00	1,450,710,208.69	0.00	70,595,112.31	13
168,633,464.34	053900100100	21010101	5	MINISTRY OF SPORTS DEVELOPMENT	304,914,138.83	0.00	304,914,138.83	304,914,138.83	0.00	0.00	44

STATE FOR THE YEAR ENDED 31ST DECEMBER



FINANCIAL STATEMENTS
OF THE GOVERNMENT OF
BAYELSA STATE OF NIGERIA



NOTE ON THE FINANCIAL STATEMENT NO. 4 (B)

STATEMENT OF PERSONNEL COST FOR THE YEAR ENDING 31ST DECEMBER, 2018

COMPARATIVE	ADMIN CODE	ECON	GRP	HEAD DESCRIPTION	ESTIMATE	SUPPLEMENT	TOTAL	ACTUAL	EXCESS	SAVINGS	TOTPVs
451,249,537.22	053905100100	21010101	5	BAYELSA STATE SPORTS COUNCIL	469,222,382.00	0.00	469,222,382.00	406,366,292.04	0.00	62,856,089.96	12
307,044,793.46	055100100100	21010101	5	MINISTRY OF LOCAL GOVERNMENT AND COMMUNITY DEVELOPMENT	158,966,604.00	0.00	158,966,604.00	150,846,140.23	0.00	8,120,463.77	12
224,692,203.98	055100200100	21010101	5	BAYELSA STATE TRADITIONAL RULERS COUNCIL	264,710,776.53	0.00	264,710,776.53	264,710,776.53	0.00	0.00	29
0.00	052100200100	21010101	5	BAYELSA STATE HEALTH SERVICE SCHEME	20,180,081.00	0.00	20,180,081.00	14,792,792.15	0.00	5,387,288.85	12
0.00	056400100100	21010101	5	MINISTRY OF COMMUNITY DEV. & CHIEFTAINCY AFFAIRS	171,686,634.93	0.00	171,686,634.93	171,686,634.93	0.00	0.00	24
0.00	023601000100	21010101	5	INSTITUTE OF TOURISM, CATERING AND HOTEL MANAGEMENT	822,616,001.00	0.00	822,616,001.00	229,929,569.63	0.00	592,686,431.37	12
0.00	023800100100	21010101	5	MINISTRY OF SCIENCE AND TECHNOLOGY AND MANPOWER DEVELOPMENT	58,303,148.38	0.00	58,303,148.38	58,303,148.38	0.00	0.00	14
		21010101	5	STATE HEALTH INSURANCE SCHEME	11,500,996.00	0.00	11,500,996.00	0.00	0.00	11,500,996.00	0
				GROUP TOTAL	34,467,600,078.09	0.00	34,467,600,078.09	33,839,130,558.86	0.00	1,015,758,938.39	596.00
				GRAND TOTAL	64,113,000,000.00	0.00	64,113,000,000.00	60,742,333,981.91	0.00	3,370,666,018.09	2,536



FINANCIAL STATEMENTS
OF THE GOVERNMENT OF
BAYELSA STATE OF NIGERIA



MULTI DOOR COURT HOUSE, YENAGOA

STATE FOR THE YEAR ENDED 31ST DECEMBER



FINANCIAL STATEMENTS
OF THE GOVERNMENT OF
BAYELSA STATE OF NIGERIA



NOTE ON THE FINANCIAL STATEMENT NO.5

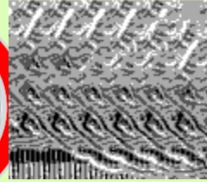
STATEMENT OF OVERHEAD COST FOR THE YEAR ENDING 31ST DECEMBER, 2018

COMPARATIVE	ADMIN_CODE	ECON	GRP	HEAD DESCRIPTION	ESTIMATE	SUPP LEM ENT	TOTAL	ACTUAL	EX CESS	SAVINGS	TOTPV5
		21010101		SECTOR: ADMINISTRATIVE							
12,561,561,520.00	011100100100	21010101	1	GOVERNMENT HOUSE	13,742,800,000.00	0.00	13,742,800,000.00	13,325,225,075.36	0.00	417,573,924.64	880
827,916,000.00	011100100200	21010101	1	OFFICE OF THE DEPUTY GOVERNOR	600,000,000.00	0.00	600,000,000.00	571,344,000.00	0.00	28,656,000.00	178
0.00	011100100300	21010101	1	Office of the Principal Executive Secretary	120,000,000.00	0.00	120,000,000.00	120,000,000.00	0.00	0.00	0
0.00	011100200200	21010101	1	S.A AGRICULTURE	0.00	0.00	0.00	0.00	0.00	0.00	0
0.00	011100200300	21010101	1	S.A BEAUTIFICATION	10,000,000.00	0.00	10,000,000.00	10,000,000.00	0.00	0.00	1
0.00	011100200400	21010101	1	S.A CIVIL SOCIETY MATTERS	0.00	0.00	0.00	0.00	0.00	0.00	0
2,000,000.00	011100200500	21010101	1	S.A CULTURE AND CHIEFTAINCY AFFAIRS	8,900,000.00	0.00	8,900,000.00	8,810,000.00	0.00	90,000.00	8
0.00	011100200600	21010101	1	S.A EMERGENCY AND RELIEF MATTERS	0.00	0.00	0.00	0.00	0.00	0.00	0
0.00	011100200700	21010101	1	S.A ENVIRONMENT	0.00	0.00	0.00	0.00	0.00	0.00	0
0.00	011100200800	21010101	1	S.A ETHICS AND GOOD GOVERNMENT	0.00	0.00	0.00	0.00	0.00	0.00	0
0.00	011100200900	21010101	1	S.A FEDERAL PROJECTS AND PROGRAMMES	0.00	0.00	0.00	0.00	0.00	0.00	0
0.00	011100201000	21010101	1	S.A GENERAL DUTIES	0.00	0.00	0.00	0.00	0.00	0.00	0
0.00	011100201100	21010101	1	S.A HIGHER EDUCATION	7,150,000.00	0.00	7,150,000.00	7,150,000.00	0.00	0.00	2
0.00	011100201200	21010101	1	S.A HOUSE OF ASSEMBLY LIAISON	0.00	0.00	0.00	0.00	0.00	0.00	0
22,000,000.00	011100201300	21010101	1	S.A INFORMATION COMMUNICATION TECHNOLOGY AND DATA	0.00	0.00	0.00	0.00	0.00	0.00	0
0.00	011100201400	21010101	1	S.A INTER-GOVERNMENTAL RELATIONS	0.00	0.00	0.00	0.00	0.00	0.00	0
4,000,000.00	011100201500	21010101	1	S.A INTER- PARTY RELATIONS	0.00	0.00	0.00	0.00	0.00	0.00	0
0.00	011100201600	21010101	1	LEGAL SERVICES	4,000,000.00	0.00	4,000,000.00	1,100,000.00	0.00	2,900,000.00	2
0.00	011100201700	21010101	1	S.A LOCAL GOVERNMENT AND COMMUNITY DEVELOPMENT	0.00	0.00	0.00	0.00	0.00	0.00	0
0.00	011100201800	21010101	1	S.A NATIONAL ASSEMBLY LIAISON	0.00	0.00	0.00	0.00	0.00	0.00	0
0.00	011100201900	21010101	1	S.A OIL AND GAS	0.00	0.00	0.00	0.00	0.00	0.00	0
2,061,130,000.00	011100202000	21013102	1	S.A POLITICAL	4,700,000,000.00	0.00	4,700,000,000.00	4,618,553,000.00	0.00	81,447,000.00	93
0.00	011100202100	21013102	1	S.A POVERTY ALLEVIATION AND EMPLOYMENT GENERATION	0.00	0.00	0.00	0.00	0.00	0.00	0
0.00	011100202200	21013102	1	S.A POWER	0.00	0.00	0.00	0.00	0.00	0.00	0
0.00	011100202300	21013102	1	S.A PRIMARY EDUCATION	0.00	0.00	0.00	0.00	0.00	0.00	0
3,000,000.00	011100202400	21013102	1	S.A SECONDARY EDUCATION	0.00	0.00	0.00	0.00	0.00	0.00	0
0.00	011100202500	21013102	1	S.A SPECIAL PROJECTS	0.00	0.00	0.00	0.00	0.00	0.00	0

STATE FOR THE YEAR ENDED 31ST DECEMBER



FINANCIAL STATEMENTS
OF THE GOVERNMENT OF
BAYELSA STATE OF NIGERIA



NOTE ON THE FINANCIAL STATEMENT NO.5

STATEMENT OF OVERHEAD COST FOR THE YEAR ENDING 31ST DECEMBER, 2018

COMPARATIVE	ADMIN_CODE	ECON	GRP	HEAD DESCRIPTION	ESTIMATE	SUPPLEMENT	TOTAL	ACTUAL	EXCESS	SAVINGS	TOTPVs
5,168,000.00	011100202600	21013102	1	S.A INVESTMENT	6,000,000.00	0.00	6,000,000.00	5,890,000.00	0.00	110,000.00	3
749,780,000.00	011100202700	21013102	1	S.A STATE SECURITY	4,965,000,000.00	0.00	4,965,000,000.00	3,964,600,000.00	0.00	400,000.00	70
0.00	011100202800	21013102	1	S.A SUSTAINABLE COMMUNITY DEVELOPMENT	18,000,000.00	0.00	18,000,000.00	0.00	0.00	18,000,000.00	0
296,568,000.00	011100202900	21013102	1	S.A TREASURY AND ACCOUNTS	216,000,000.00	0.00	216,000,000.00	215,400,000.00	0.00	600,000.00	66
0.00	011100203000	21013102	1	S.A WOMEN MOBILISATION	111,000,000.00	0.00	111,000,000.00	110,014,000.00	0.00	986,000.00	14
0.00	011100203100	21013102	1	S.A YOUTH EMPOWERMENT, TRAINING AND REHABILITATION	0.00	0.00	0.00	0.00	0.00	0.00	0
0.00	011100203200	21013102	1	S A YOUTH MOBILIZATION	2,000,000.00	0.00	2,000,000.00	0.00	0.00	2,000,000.00	0
0.00	011100203300	21013102	1	SSA ADMINISTRATION	0.00	0.00	0.00	0.00	0.00	0.00	0
0.00	011100203400	21013102	1	SSA ADMINISTRATION 1	0.00	0.00	0.00	0.00	0.00	0.00	0
0.00	011100203500	21013102	1	SSA ADMINISTRATION 2	0.00	0.00	0.00	0.00	0.00	0.00	0
0.00	011100203600	21013102	1	SSA AQUACULTURE	0.00	0.00	0.00	0.00	0.00	0.00	0
0.00	011100203700	21013102	1	SSA-AVIATION	0.00	0.00	0.00	0.00	0.00	0.00	0
0.00	011100203800	21013102	1	SSA BAYELSANS IN DIAPORA	0.00	0.00	0.00	0.00	0.00	0.00	0
0.00	011100203900	21013102	1	SSA CIVIL SOCIETY	0.00	0.00	0.00	0.00	0.00	0.00	0
0.00	011100204000	21013102	1	SSA CONFLICT RESOLUTION	60,000,000.00	0.00	60,000,000.00	0.00	0.00	60,000,000.00	0
0.00	011100204100	21013102	1	SSA CONSTITUENCY AND STATE AGENCIES	0.00	0.00	0.00	0.00	0.00	0.00	0
0.00	011100204200	21013102	1	SSA CO-OPERATIVE DEVELOPMENT	0.00	0.00	0.00	0.00	0.00	0.00	0
0.00	011100204300	21013102	1	SSA CULTURE	0.00	0.00	0.00	0.00	0.00	0.00	0
0.00	011100204400	21013102	1	SSA DATA GATHERING AND MGT/LOCAL CONTENT	0.00	0.00	0.00	0.00	0.00	0.00	0
0.00	011100204500	21013102	1	SSA DOMESTIC AFFAIRS	0.00	0.00	0.00	0.00	0.00	0.00	0
0.00	011100204600	21013102	1	SSA DOMESTIC AFFAIRS (GOVERNOR'S WIFE)	0.00	0.00	0.00	0.00	0.00	0.00	0
0.00	011100204700	21013102	1	SSA ECOLOGY	0.00	0.00	0.00	0.00	0.00	0.00	0
18,000,000.00	011100204800	21013102	1	SSA EDUCATION INSPECTORATE AND POLICY	100,000,000.00	0.00	100,000,000.00	16,026,000.00	0.00	83,974,000.00	4
0.00	011100204900	21013102	1	SSA ELECTRONIC MEDIA	0.00	0.00	0.00	0.00	0.00	0.00	0
0.00	011100205000	21013102	1	SSA ENVIRONMENTAL SANITATION	0.00	0.00	0.00	0.00	0.00	0.00	0
0.00	011100205100	21013102	1	SSA EVENTS AND PLANNING	0.00	0.00	0.00	0.00	0.00	0.00	0
0.00	011100205200	21013102	1	SSA EVENTS MGT	0.00	0.00	0.00	0.00	0.00	0.00	0
0.00	011100205300	21013102	1	SSA E-GOVERNANCE	0.00	0.00	0.00	0.00	0.00	0.00	0
0.00	011100205400	21013102	1	SSA GENERAL DUTIES 1	0.00	0.00	0.00	0.00	0.00	0.00	0
0.00	011100205500	21013102	1	SSA GENERAL DUTIES 2	0.00	0.00	0.00	0.00	0.00	0.00	0
0.00	011100205600	21013102	1	SSA GENERAL DUTIES 3	0.00	0.00	0.00	0.00	0.00	0.00	0

STATE FOR THE YEAR ENDED 31ST DECEMBER



FINANCIAL STATEMENTS
OF THE GOVERNMENT OF
BAYELSA STATE OF NIGERIA



NOTE ON THE FINANCIAL STATEMENT NO.5


STATEMENT OF OVERHEAD COST FOR THE YEAR ENDING 31ST DECEMBER, 2018

COMPARATIVE	ADMIN_CODE	ECON	GRP	HEAD DESCRIPTION	ESTIMATE	SUPPLEMENT	TOTAL	ACTUAL	EXCESS	SAVINGS	TOTPV5
0.00	011100205700	21013102	1	SSA GENERAL DUTIES (GOVERNOR'S WIFE)	0.00	0.00	0.00	0.00	0.00	0.00	0
0.00	011100205900	21013102	1	SSA GRASSROOT POLITICS 1	0.00	0.00	0.00	0.00	0.00	0.00	0
0.00	011100206000	21013102	1	SSA GRASSROOT POLITICS 2	0.00	0.00	0.00	0.00	0.00	0.00	0
0.00	011100206100	21013102	1	SSA GRASSROOT POLITICS 3	0.00	0.00	0.00	0.00	0.00	0.00	0
0.00	011100206200	21013102	1	SSA GRASSROOT POLITICS 4	0.00	0.00	0.00	0.00	0.00	0.00	0
0.00	011100206300	21013102	1	GRASSROOT POLITICS 5	0.00	0.00	0.00	0.00	0.00	0.00	0
0.00	011100206400	21013102	1	SSA GRASSROOT POLITICS 6	0.00	0.00	0.00	0.00	0.00	0.00	0
0.00	011100206500	21013102	1	SSA INTERNALLY GENERATED REVENUE	0.00	0.00	0.00	0.00	0.00	0.00	0
0.00	011100206600	21013102	1	SSA IJAW NATIONAL AFFAIRS	0.00	0.00	0.00	0.00	0.00	0.00	0
0.00	011100206700	21013102	1	SSA INTERNATIONAL DEVELOPMENT COOPERATION	0.00	0.00	0.00	0.00	0.00	0.00	0
0.00	011100206800	21013102	1	SSA INTERNATIONAL DEV PARTNERSHIP AND ENVIRONMENT	0.00	0.00	0.00	0.00	0.00	0.00	0
0.00	011100206900	21013102	1	SSA INTER-PARTY RELATIONS	0.00	0.00	0.00	0.00	0.00	0.00	0
0.00	011100207000	21013102	1	SSA INTRA-PARTY RELATIONS	0.00	0.00	0.00	0.00	0.00	0.00	0
0.00	011100207100	21013102	1	SSA INVESTMENT	0.00	0.00	0.00	0.00	0.00	0.00	0
0.00	011100207200	21013102	1	SSA LANDS AND SURVEY	0.00	0.00	0.00	0.00	0.00	0.00	0
0.00	011100207300	21013102	1	SSA LEGAL MATTERS 2	0.00	0.00	0.00	0.00	0.00	0.00	0
0.00	011100207400	21013102	1	SSA LIAISON OFFICE ABUJA	0.00	0.00	0.00	0.00	0.00	0.00	0
0.00	011100207500	21013102	1	SSA MARINE	0.00	0.00	0.00	0.00	0.00	0.00	0
0.00	011100207600	21013102	1	SSA MIDIA	0.00	0.00	0.00	0.00	0.00	0.00	0
0.00	011100207700	21013102	1	SSA NATIONAL ASSEMBLY LIAISON	0.00	0.00	0.00	0.00	0.00	0.00	0
0.00	011100207800	21013102	1	SSA NON-INDIGENE	0.00	0.00	0.00	0.00	0.00	0.00	0
0.00	011100207900	21013102	1	SSA NON-INDIGENE WOMEN LEADER	0.00	0.00	0.00	0.00	0.00	0.00	0
0.00	011100208000	21013102	1	SSA OIL AND GAS	0.00	0.00	0.00	0.00	0.00	0.00	0
0.00	011100208100	21013102	1	SSA PRIMARY HEALTH CARE	0.00	0.00	0.00	0.00	0.00	0.00	0
0.00	011100208200	21013102	1	SSA PROJECT MONITORING(ENGINEERING)	0.00	0.00	0.00	0.00	0.00	0.00	0
0.00	011100208300	21013102	1	SSA PROJECT MONITORING (FINANCE)	0.00	0.00	0.00	0.00	0.00	0.00	0
0.00	011100208400	21013102	1	SSA PROTOCOL 1	0.00	0.00	0.00	0.00	0.00	0.00	0
0.00	011100208500	21013102	1	SSA PROTOCOL 2	0.00	0.00	0.00	0.00	0.00	0.00	0
0.00	011100208600	21013102	1	SSA PUBLIC PRIVATE PARTNERSHIP	0.00	0.00	0.00	0.00	0.00	0.00	0
0.00	011100208700	21013102	1	SSA RELIGIOUS MATTERS	23,155,000.00	0.00	23,155,000.00	23,155,000.00	0.00	0.00	5

STATE FOR THE YEAR ENDED 31ST DECEMBER



FINANCIAL STATEMENTS
OF THE GOVERNMENT OF
BAYELSA STATE OF NIGERIA



NOTE ON THE FINANCIAL STATEMENT NO.5

STATEMENT OF OVERHEAD COST FOR THE YEAR ENDING 31ST DECEMBER, 2018

COMPARATIVE	ADMIN CODE	ECON	GRP	HEAD DESCRIPTION	ESTIMATE	SUPPLEMENT	TOTAL	ACTUAL	EXCESS	SAVINGS	TOTPV5
0.00	011100208800	21013102	1	SSA RESEARCH AND SOCIAL MEDIA	0.00	0.00	0.00	0.00	0.00	0.00	0
0.00	011100208900	21013102	1	SSA SCIENCE AND TECHNOLOGY	0.00	0.00	0.00	0.00	0.00	0.00	0
0.00	011100209000	21013102	1	SSA SECURITY	0.00	0.00	0.00	0.00	0.00	0.00	0
0.00	011100209100	21013102	1	SSA SMEDAN	0.00	0.00	0.00	0.00	0.00	0.00	0
0.00	011100209200	21013102	1	SSA SPECIAL DUTIES (GOVERNOR'S WIFE)	0.00	0.00	0.00	0.00	0.00	0.00	0
0.00	011100209300	21013102	1	SSA SPECIAL DUTIES 1	0.00	0.00	0.00	0.00	0.00	0.00	0
0.00	011100209400	21013102	1	SSA SPECIAL DUTIES 5	0.00	0.00	0.00	0.00	0.00	0.00	0
0.00	011100209500	21013102	1	SSA SPECIAL DUTIES 6	0.00	0.00	0.00	0.00	0.00	0.00	0
0.00	011100209600	21013102	1	SSA SPORTS DEVELOPMENT	0.00	0.00	0.00	0.00	0.00	0.00	0
1,000,000.00	011100209700	21013102	1	SSA TALENT DEVELOPMENT	500,000.00	0.00	500,000.00	500,000.00	0.00	0.00	1
0.00	011100209800	21013102	1	SSA TECHNICAL SERVICES	0.00	0.00	0.00	0.00	0.00	0.00	0
0.00	011100209900	21013102	1	SSA WOMEN DEVELOPMENT-BRASS LGA	0.00	0.00	0.00	0.00	0.00	0.00	0
0.00	011100210000	21013102	1	SSA WOMEN DEVELOPMENT-EKEREMOR LGA	0.00	0.00	0.00	0.00	0.00	0.00	0
0.00	011100210100	21013102	1	SSA WOMEN DEVELOPMENT-KOLOKUMA/OPOKUMA LGA	0.00	0.00	0.00	0.00	0.00	0.00	0
0.00	011100210200	21013102	1	SSA WOMEN DEVELOPMENT-NEMBE LGA	0.00	0.00	0.00	0.00	0.00	0.00	0
0.00	011100210300	21013102	1	SSA WOMEN DEVELOPMENT-OGBIA LGA	0.00	0.00	0.00	0.00	0.00	0.00	0
0.00	011100210400	21013102	1	SSA WOMEN DEV-SAGBAMA LGA	0.00	0.00	0.00	0.00	0.00	0.00	0
0.00	011100210500	21013102	1	SSA WOMEN DEV-SUTHERN IJAW LGA	0.00	0.00	0.00	0.00	0.00	0.00	0
0.00	011100210600	21013102	1	SSA WOMEN DEV-YENAGOA LGA	0.00	0.00	0.00	0.00	0.00	0.00	0
0.00	011100210700	21013102	1	SSA WELFARE DUTIES(GOVERNOR'S WIFE)	0.00	0.00	0.00	0.00	0.00	0.00	0
0.00	011100210800	21013102	1	SSA GOVERNOR'S REPRESENTATIVE-BRASS LGA	20,000,000.00	0.00	20,000,000.00	0.00	0.00	20,000,000.00	0
0.00	011100210900	21013102	1	SSA GOVERNOR'S REPRESENTATIVE-EKEREMOR LGA	20,000,000.00	0.00	20,000,000.00	0.00	0.00	20,000,000.00	0
0.00	011100211000	21013102	1	SSA GOVERNOR'S REP-KOLOKUMA/OPOKUMA LGA	20,000,000.00	0.00	20,000,000.00	0.00	0.00	20,000,000.00	0
0.00	011100211100	21013102	1	SSA GOVERNOR'S REPRESENTATIVE-NEMBE LGA	20,000,000.00	0.00	20,000,000.00	0.00	0.00	20,000,000.00	0
0.00	011100211200	21013102	1	SSA GOVERNOR'S REPRESENTATIVE-OGBIA LGA	20,000,000.00	0.00	20,000,000.00	0.00	0.00	20,000,000.00	0
0.00	011100211300	21013102	1	SSA GOVERNOR'S REPRESENTATIVE-SAGBAMA LGA	20,000,000.00	0.00	20,000,000.00	0.00	0.00	20,000,000.00	0

STATE FOR THE YEAR ENDED 31ST DECEMBER



FINANCIAL STATEMENTS
OF THE GOVERNMENT OF
BAYELSA STATE OF NIGERIA



NOTE ON THE FINANCIAL STATEMENT NO.5

STATEMENT OF OVERHEAD COST FOR THE YEAR ENDING 31ST DECEMBER, 2018

COMPARATIVE	ADMIN CODE	ECON	GRP	HEAD DESCRIPTION	ESTIMATE	SUPPLEMENT	TOTAL	ACTUAL	EXCESS	SAVINGS	TOTPV5
0.00	011100211400	21013102	1	SSA GOVERNOR'S REP - SOUTHERN IJAW LGA	20,000,000.00	0.00	20,000,000.00	0.00	0.00	20,000,000.00	0
0.00	011100211500	21013102	1	SSA GOVERNOR'S REPRESENTATIVE-YENAGOA LGAA	20,000,000.00	0.00	20,000,000.00	0.00	0.00	20,000,000.00	0
0.00	011100211600	21013102	1	SSA GOVERNOR'S REPRESENTATIVE ON NAPEP CHIEF HISTORIAN AND	0.00	0.00	0.00	0.00	0.00	0.00	0
0.00	011100211700	21013102	1	ARCHIVIST	30,000,000.00	0.00	30,000,000.00	8,770,000.00	0.00	21,230,000.00	6
0.00	011100211800	21013102	1	SSA CHIEFTAINCY AFFAIRS	0.00	0.00	0.00	0.00	0.00	0.00	0
0.00	011100211900	21013102	1	SSA ETHICS, VALUES AND ORIENTATION	0.00	0.00	0.00	0.00	0.00	0.00	0
0.00	011100212000	21013102	1	SSA GENERAL DUTIES 6	0.00	0.00	0.00	0.00	0.00	0.00	0
0.00	011100212100	21013102	1	SSA INFRASTRUCTURE	0.00	0.00	0.00	0.00	0.00	0.00	0
0.00	011100212200	21013102	1	SSA MOBILISATION	0.00	0.00	0.00	0.00	0.00	0.00	0
0.00	011100212300	21013102	1	SSA PROTOCOL	0.00	0.00	0.00	0.00	0.00	0.00	0
0.00	011100212400	21013102	1	SSA RELIEF MATTERS	0.00	0.00	0.00	0.00	0.00	0.00	0
0.00	011100212500	21013102	1	SSA STUDENT MOBILISATION	18,500,000.00	0.00	18,500,000.00	18,500,000.00	0.00	0.00	1
0.00	011100212600	21013102	1	SSA VETERINARY AND LIVESTOCK	0.00	0.00	0.00	0.00	0.00	0.00	0
0.00	011100212800	21013102	1	SA HOSPITAL ADMINISTRATION	0.00	0.00	0.00	0.00	0.00	0.00	0
0.00	011100212900	21013102	1	YOUTH DEVELOPMENT ASSIST-BRASS LGA	0.00	0.00	0.00	0.00	0.00	0.00	0
0.00	011100213000	21013102	1	YOUTH DEVELOPMENT ASSIST-EKEREMOR LGA	0.00	0.00	0.00	0.00	0.00	0.00	0
0.00	011100213100	21013102	1	YOUTH DEVELOPMENT ASSIST-KOLOKUMA LGA	0.00	0.00	0.00	0.00	0.00	0.00	0
0.00	011100213200	21013102	1	YOUTH DEVELOPMENT ASSIST-OGBIA LGA	0.00	0.00	0.00	0.00	0.00	0.00	0
0.00	011100213300	21013102	1	YOUTH DEVELOPMENT ASSIST-NEMBE LGA	0.00	0.00	0.00	0.00	0.00	0.00	0
0.00	011100213400	21013102	1	YOUTH DEVELOPMENT ASSIST-SAGBAMA LGA	0.00	0.00	0.00	0.00	0.00	0.00	0
0.00	011100213500	21013102	1	YOUTH DEVELOPMENT ASSIST-SOUTHERN IJAW LGA	0.00	0.00	0.00	0.00	0.00	0.00	0
0.00	011100213600	21013102	1	YOUTH DEVELOPMENT ASSIST-YENAGOA LGA	0.00	0.00	0.00	0.00	0.00	0.00	0

STATE FOR THE YEAR ENDED 31ST DECEMBER



FINANCIAL STATEMENTS
OF THE GOVERNMENT OF
BAYELSA STATE OF NIGERIA



NOTE ON THE FINANCIAL STATEMENT NO.5

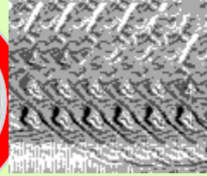
STATEMENT OF OVERHEAD COST FOR THE YEAR ENDING 31ST DECEMBER, 2018

COMPARATIVE	ADMIN CODE	ECON	GRP	HEAD DESCRIPTION	ESTIMATE	SUPPLEMENT	TOTAL	ACTUAL	EXCESS	SAVINGS	TOTPV5
14,699,131.83	025305500100	21013102	1	PHYSICAL PLANNING AND DEVELOPMENT BOARD	200,000,000.00	0.00	200,000,000.00	200,000,000.00	0.00	0.00	6
0.00	011100213800	21013102	1	BEAUTIFICATION COMMITTEE	0.00	0.00	0.00	0.00	0.00	0.00	0
0.00	011100213900	21013102	1	GOVERNOR'S SPECIAL REP ABUJA	0.00	0.00	0.00	0.00	0.00	0.00	0
0.00	011100500100	21013102	1	SSA MILLENIUM DEVELOPMENT GOALS	9,087,000.00	0.00	9,087,000.00	9,087,000.00	0.00	0.00	10
6,635,000.00	011100800100	21013102	1	STATE EMERGENCY MGT AGENCY	92,000,000.00	0.00	92,000,000.00	23,803,000.00	0.00	68,197,000.00	22
13,800,000.00	011101000100	21013102	1	DUE PROCESS BUREAU	20,000,000.00	0.00	20,000,000.00	19,100,000.00	0.00	900,000.00	12
275,209,000.00	011101300100	21013102	1	SECRETARY TO THE STATE GOVERNMENT(SSG)	544,000,000.00	0.00	544,000,000.00	542,808,000.00	0.00	1,192,000.00	102
371,520,000.00	011101300200	21013102	1	GENERAL SERVICES (SSG OFFICE)	800,000,000.00	0.00	800,000,000.00	800,000,000.00	0.00	0.00	72
0.00	011101300300	21013102	1	SA GENERAL DUTIES (SSG OFFICE)	0.00	0.00	0.00	0.00	0.00	0.00	0
0.00	011101300400	21013102	1	SA SPECIAL DUTIES (SSG OFFICE)	0.00	0.00	0.00	0.00	0.00	0.00	0
0.00	011101300500	21013102	1	SSA COMMUNITY RELATIONS (SSG OFFICE)	0.00	0.00	0.00	0.00	0.00	0.00	0
0.00	011101300600	21013102	1	SSA COMPUTER DATA ANALYSIS AND MGT(SSG OFFICE)	0.00	0.00	0.00	0.00	0.00	0.00	0
0.00	011101300700	21013102	1	SSA DOMESTIC (SSG OFFICE)	0.00	0.00	0.00	0.00	0.00	0.00	0
0.00	011101300800	21013102	1	SSA GENERAL DUTIES(SSG OFFICE)	0.00	0.00	0.00	0.00	0.00	0.00	0
0.00	011101300900	21013102	1	SSA GRANTS/DONOR AGENCIES (SSG OFFICE)	0.00	0.00	0.00	0.00	0.00	0.00	0
0.00	011101301000	21013102	1	SSA MEDIA (SSG OFFICE)	0.00	0.00	0.00	0.00	0.00	0.00	0
0.00	011101301100	21013102	1	SSA POLITICAL AND ECONOMIC AFFAIRS (SSG OFFICE)	1,200,000.00	0.00	1,200,000.00	1,200,000.00	0.00	0.00	6
0.00	011101301200	21013102	1	SSA RESEARCH AND DOCUMENTATION (SSG OFFICE)	0.00	0.00	0.00	0.00	0.00	0.00	0
0.00	011101301300	21013102	1	SSA SPECIAL SERVICES (SSG OFFICE)	0.00	0.00	0.00	0.00	0.00	0.00	0
0.00	011101301400	21013102	1	EXECUTIVE ASSISTANT (SSG OFFICE)	0.00	0.00	0.00	0.00	0.00	0.00	0
0.00	011101700100	21013102	1	EXCO SERVICES	30,000,000.00	0.00	30,000,000.00	3,000,000.00	0.00	27,000,000.00	6
0.00	011101800100	21013102	1	SPECIAL SERVICES BUREAU 1	50,000,000.00	0.00	50,000,000.00	19,127,000.00	0.00	30,873,000.00	15
0.00	011101800200	21013102	1	SPECIAL SERVICES BUREAU 2	30,000,000.00	0.00	30,000,000.00	1,200,000.00	0.00	28,800,000.00	6
0.00	011102100100	21013102	1	LAGOS LIAISON OFFICE	2,000,000.00	0.00	2,000,000.00	0.00	0.00	2,000,000.00	0
0.00	011102100200	21013102	1	BAYELSA HOUSE ABUJA	50,000,000.00	0.00	50,000,000.00	0.00	0.00	50,000,000.00	0

STATE FOR THE YEAR ENDED 31ST DECEMBER



FINANCIAL STATEMENTS
OF THE GOVERNMENT OF
BAYELSA STATE OF NIGERIA



NOTE ON THE FINANCIAL STATEMENT NO.5

STATEMENT OF OVERHEAD COST FOR THE YEAR ENDING 31ST DECEMBER, 2018

COMPARATIVE	ADMIN CODE	ECON	GRP	HEAD DESCRIPTION	ESTIMATE	SUPPLEMENT	TOTAL	ACTUAL	EXCESS	SAVINGS	TOTPV5
150,000.00	011102100300	21013102	1	PORHARCOURT LIAISON OFFICE	3,000,000.00	0.00	3,000,000.00	2,789,000.00	0.00	211,000.00	5
0.00	011102800100	21013102	1	NEPAD	3,000,000.00	0.00	3,000,000.00	0.00	0.00	3,000,000.00	0
0.00	011102900100	21013102	1	TASK FORCE ON DISTRIBUTION OF PETROLEUM PRODUCTS	1,000,000.00	0.00	1,000,000.00	0.00	0.00	1,000,000.00	0
0.00	011103300100	21013102	1	STATE ACTION COMMITTEE ON AIDS (SACA)	40,000,000.00	0.00	40,000,000.00	32,650,000.00	0.00	7,350,000.00	6
0.00	011103500100	21013102	1	STATE PENSION BOARD	10,000,000.00	0.00	10,000,000.00	2,050,000.00	0.00	7,950,000.00	4
0.00	011103500200	21013102	1	LOCAL GOVERNMENT PENSION BOARD	1,000,000.00	0.00	1,000,000.00	0.00	0.00	1,000,000.00	0
0.00	011103800100	21013102	1	PILGRIMS WELFARE BOARD	200,000,000.00	0.00	200,000,000.00	200,000,000.00	0.00	0.00	10
0.00	011104400100	21013102	1	MINISTRY OF SPECIAL DUTIES/FEDERAL PROJECTS & PROGRAMMES	4,000,000.00	0.00	4,000,000.00	400,000.00	0.00	3,600,000.00	2
0.00	011105000100	21013102	1	CHIEF ECONOMIC ADVISER	103,000,000.00	0.00	103,000,000.00	102,396,000.00	0.00	604,000.00	38
0.00	011110100100	21013102	1	MINISTRY OF SPECIAL PROJECTS	55,320,000.00	0.00	55,320,000.00	55,220,000.00	0.00	100,000.00	12
0.00	011110800200	21013102	1	SSA AGRICULTURE (D/GOV)	0.00	0.00	0.00	0.00	0.00	0.00	0
0.00	011110800300	21013102	1	SSA CHIEFTAINCY AFFAIRS (D/GOV)	0.00	0.00	0.00	0.00	0.00	0.00	0
0.00	011110800400	21013102	1	SSA COMMUNITY DEVELOPMENT (D/GOV)	0.00	0.00	0.00	0.00	0.00	0.00	0
0.00	011110800500	21013102	1	SSA ICT/DATA (D/GOV)	0.00	0.00	0.00	0.00	0.00	0.00	0
0.00	011110800600	21013102	1	SSA LOCAL GOVERNMENT AFFAIRS (D/GOV)	0.00	0.00	0.00	0.00	0.00	0.00	0
0.00	011110800700	21013102	1	SSA MEDIA (D/GOV)	0.00	0.00	0.00	0.00	0.00	0.00	0
0.00	011110800800	21013102	1	SSA SECURITY (D/GOV)	0.00	0.00	0.00	0.00	0.00	0.00	0
0.00	011110800900	21013102	1	SSA PECIAL DUTIES (D/GOV)	0.00	0.00	0.00	0.00	0.00	0.00	0
0.00	011110801000	21013102	1	SSA SPORTS (D/GOV)	0.00	0.00	0.00	0.00	0.00	0.00	0
0.00	011110801100	21013102	1	SSA TRANSPORT/LOGISTICS (D/GOV)	0.00	0.00	0.00	0.00	0.00	0.00	0
0.00	011110801200	21013102	1	SSA DOMESTIC AFFAIRS (D/GOV WIFE)	0.00	0.00	0.00	0.00	0.00	0.00	0
0.00	011110801300	21013102	1	SSA GENDER MATTERS (D/GOV WIFE)	0.00	0.00	0.00	0.00	0.00	0.00	0
0.00	011110801400	21013102	1	SSA GENDER MATTERS (D/GOV)	0.00	0.00	0.00	0.00	0.00	0.00	0
0.00	011113300100	21013102	1	BAYELSA PARTNERSHIP INITIATIVE AGENCY	10,000,000.00	0.00	10,000,000.00	0.00	0.00	10,000,000.00	0
0.00	011113400100	21013102	1	BAYELSA PROGRAMMES MONITORING COMMITTEE ON UNITAR	0.00	0.00	0.00	0.00	0.00	0.00	0

STATE FOR THE YEAR ENDED 31ST DECEMBER



FINANCIAL STATEMENTS
OF THE GOVERNMENT OF
BAYELSA STATE OF NIGERIA



NOTE ON THE FINANCIAL STATEMENT NO.5

STATEMENT OF OVERHEAD COST FOR THE YEAR ENDING 31ST DECEMBER, 2018

COMPARATIVE	ADMIN CODE	ECON	GRP	HEAD DESCRIPTION	ESTIMATE	SUPPLEMENT	TOTAL	ACTUAL	EXCESS	SAVINGS	TOTPV5
0.00	011113500100	21013102	1	DIRECTORATE FOR PROJECT MONITORING & EVALUATION	12,100,000.00	0.00	12,100,000.00	200,000.00	0.00	11,900,000.00	2
0.00	011113600100	21013102	1	SPECIAL PROSECUTOR FOR VIOLENT CRIMES	15,850,000.00	0.00	15,850,000.00	15,850,000.00	0.00	0.00	13
0.00	011113700100	21013102	1	TEACHERS DISCIPLINARY COUNCIL	2,000,000.00	0.00	2,000,000.00	0.00	0.00	2,000,000.00	0
0.00	011113800100	21013102	1	TECHNICAL COMMITTEE ON URBAN REGENERATION	0.00	0.00	0.00	0.00	0.00	0.00	0
0.00	011200200100	21013102	1	MANAGEMENT/ADMINISTRATION	505,200,000.00	0.00	505,200,000.00	505,000,000.00	0.00	200,000.00	0
2,083,400,000.00	011200300100	21013102	1	BAYELSA STATE HOUSE OF ASSEMBLY	7,880,000,000.00	0.00	7,880,000,000.00	7,866,634,000.00	0.00	13,366,000.00	94
32,571,400.00	011200400100	21013102	1	HOUSE OF ASSEMBLY SERVICE COMMISSION	30,000,000.00	0.00	30,000,000.00	650,000.00	0.00	29,350,000.00	3
0.00	011200500200	21013102	1	SA LEGISLATIVE TO THE SPEAKER	2,000,000.00	0.00	2,000,000.00	0.00	0.00	2,000,000.00	0
0.00	011200500300	21013102	1	SA MEDIA AND PUBLICITY	2,000,000.00	0.00	2,000,000.00	0.00	0.00	2,000,000.00	0
0.00	011200500400	21013102	1	SA POLITICAL TO THE SPEAKER	2,000,000.00	0.00	2,000,000.00	0.00	0.00	2,000,000.00	0
0.00	011200500500	21013102	1	SA SPECIAL DUTIES TO THE SPEAKER	2,000,000.00	0.00	2,000,000.00	0.00	0.00	2,000,000.00	0
0.00	011200700100	21013102	1	HOUSE COMMITTEE	4,658,000,000.00	0.00	4,658,000,000.00	4,624,000,000.00	0.00	34,000,000.00	13
0.00	011200800100	21013102	1	GENERAL SERVICES DEPARTMENTS	4,000,000.00	0.00	4,000,000.00	0.00	0.00	4,000,000.00	0
0.00	011202100100	21013102	1	OFFICE OF THE SPEAKER.	200,000,000.00	0.00	200,000,000.00	200,000,000.00	0.00	0.00	0
874,596,080.00	011202200100	21013102	1	OFFICE OF THE CLERK OF THE HOUSE	17,150,000.00	0.00	17,150,000.00	17,150,000.00	0.00	0.00	7
0.00	012300300100	21013102	1	NIGER DELTA TELEVISION AUTHORITY	5,000,000.00	0.00	5,000,000.00	2,298,000.00	0.00	2,702,000.00	3
26,800,000.00	012300400100	21013102	1	BAYELSA STATE BROADCASTING CORPORATION	5,000,000.00	0.00	5,000,000.00	444,000.00	0.00	4,556,000.00	1
366,784,000.00	012300100100	21013102	1	MINISTRY OF INFORMATION AND ORIENTATION	961,128,000.00	0.00	961,128,000.00	961,128,000.00	0.00	0.00	84
0.00	012301300100	21013102	1	GOVERNMENT PRINTING PRESS	3,000,000.00	0.00	3,000,000.00	0.00	0.00	3,000,000.00	0
0.00	012305500100	21013102	1	BAYELSA STATE NEWSPAPER CORPORATION	5,200,000.00	0.00	5,200,000.00	5,200,000.00	0.00	0.00	3
0.00	012400700100	21013102	1	FIRE SERVICE	2,000,000.00	0.00	2,000,000.00	0.00	0.00	2,000,000.00	0
83,930,000.00	012500100100	21013102	1	HEAD OF SERVICE	42,500,000.00	0.00	42,500,000.00	42,500,000.00	0.00	0.00	26
2,000,000.00	012500100200	21013102	1	MANAGEMENT AND WELFARE SERVICES	30,000,000.00	0.00	30,000,000.00	20,265,000.00	0.00	9,735,000.00	21
52,159,000.00	012500500100	21013102	1	ESTABLISHMENT AND TRAINING BUREAU	100,000,000.00	0.00	100,000,000.00	61,853,000.00	0.00	38,147,000.00	48



FINANCIAL STATEMENTS
OF THE GOVERNMENT OF
BAYELSA STATE OF NIGERIA



NOTE ON THE FINANCIAL STATEMENT No.5

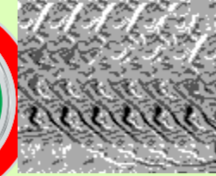
STATEMENT OF OVERHEAD COST FOR THE YEAR ENDING 31ST DECEMBER, 2018

COMPARATIVE	ADMIN CODE	ECON	GRP	HEAD DESCRIPTION	ESTIMATE	SUPPLEMENT	TOTAL	ACTUAL	EXCESS	SAVINGS	TOTPV5
0.00	012500600100	21013102	1	PUBLIC SERVICE TRAINING INSTITUTE	10,000,000.00	0.00	10,000,000.00	0.00	0.00	10,000,000.00	0
15,119,000.00	014000100100	21013102	1	AUDITOR-GENERAL STATE	16,572,000.00	0.00	16,572,000.00	16,572,000.00	0.00	0.00	12
0.00	014000100200	21013102	1	AUDITOR-GENERAL LOCAL GOVT	3,000,000.00	0.00	3,000,000.00	1,720,000.00	0.00	1,280,000.00	3
9,000,000.00	014700100100	21013102	1	CIVIL SERVICE COMMISSION	34,168,000.00	0.00	34,168,000.00	34,168,000.00	0.00	0.00	17
0.00	014700100200	21013102	1	LOCAL GOVERNMENT SERVICE COMMISSION	89,000,000.00	0.00	89,000,000.00	0.00	0.00	89,000,000.00	0
140,500,000.00	014800100100	21013102	1	STATE INDEPENDENT ELECTORAL COMMISSION	95,845,000.00	0.00	95,845,000.00	95,845,000.00	0.00	0.00	19
	011200300200	21013102	1	CHIEF OF STAFF TO THE SPEAKER	0.00	0.00	0.00	0.00	0.00	0.00	0
	011100212700	21013102	1	SSA SPECIAL DUTIES 2	0.00	0.00	0.00	0.00	0.00	0.00	0
	011100213700	21013102	1	SSASPECIAL DUTIES 3	0.00	0.00	0.00	0.00	0.00	0.00	0
	011100214000	21013102	1	SSA GENERAL DUTIES	0.00	0.00	0.00	0.00	0.00	0.00	0
	022205700100	21013102	1	BUREAU FOR CO-OPERATIVE DEVELOPMENT	25,000,000.00	0.00	25,000,000.00	1,600,000.00	0.00	23,400,000.00	1
600,000.00	023300100100	21013102	1	MINISTRY OF MINERAL RESOURCES	8,290,000.00	0.00	8,290,000.00	8,290,000.00	0.00	0.00	13
17,890,000.00	056400100100	21013102	1	MIN OF COMMUNITY DEV. AND CHIEFTAINCY AFFAIRS	25,584,000.00	0.00	25,584,000.00	25,584,000.00	0.00	0.00	24
	011200800200	21013102	1	CHAMBER AND COMMITTEE SERVICES	6,500,000.00	0.00	6,500,000.00	0.00	0.00	6,500,000.00	0
	011200800300	21013102	1	ADMINISTRATIVE SERVICES	6,500,000.00	0.00	6,500,000.00	0.00	0.00	6,500,000.00	0
	011101301400	21013102	1	POLITICAL AND ECONOMIC AFFAIRS BUREAU	50,000,000.00	0.00	50,000,000.00	0.00	0.00	50,000,000.00	0
	011100205800	21013202	1	DIRECTORATE FOR GIRL CHILD EDUCATION	5,000,000.00	0.00	5,000,000.00	2,000,000.00	0.00	3,000,000.00	1
	011200800400	21013202	1	FINANCE AND ACCOUNTS	4,000,000.00	0.00	4,000,000.00	0.00	0.00	4,000,000.00	0
	011200800500	21013202	1	BUDGET, PLANNING, RESEARCH AND STATISTICS	4,000,000.00	0.00	4,000,000.00	0.00	0.00	4,000,000.00	0
				GROUP TOTAL	42,031,199,000.00	0.00	42,031,199,000.00	40,548,817,075.36	0.00	1,482,381,924.64	2,066.00
				SECTOR: ECONOMIC							
14,676,000.00	021500100100	21013202	2	MINISTRY OF AGRICULTURE	15,000,000.00	0.00	15,000,000.00	13,362,000.00	0.00	1,638,000.00	20
500,000.00	021510200100	21013202	2	AGRICULTURAL DEVELOPMENT PROGRAMME	2,000,000.00	0.00	2,000,000.00	936,000.00	0.00	1,064,000.00	4
0.00	021510600100	21013202	2	SCHOOL-TO-LAND AUTHORITY	1,000,000.00	0.00	1,000,000.00	0.00	0.00	1,000,000.00	0
325,707,400.00	022000100100	21013202	2	MINISTRY OF FINANCE	8,343,810,000.00	0.00	8,343,810,000.00	7,342,911,292.86	0.00	898,707.14	73
1,574,000.00	022000200100	21013202	2	DEBT MANAGEMENT OFFICE	3,000,000.00	0.00	3,000,000.00	1,675,000.00	0.00	1,325,000.00	12

STATE FOR THE YEAR ENDED 31ST DECEMBER



FINANCIAL STATEMENTS
OF THE GOVERNMENT OF
BAYELSA STATE OF NIGERIA



NOTE ON THE FINANCIAL STATEMENT NO.5

STATEMENT OF OVERHEAD COST FOR THE YEAR ENDING 31ST DECEMBER, 2018

COMPARATIVE	ADMIN CODE	ECON	GRP	HEAD DESCRIPTION	ESTIMATE	SUPPLEMENT	TOTAL	ACTUAL	EXCESS	SAVINGS	TOTPV5
0.00	022000300100	21013202	2	STATE BUDGET OFFICE	132,000,000.00	0.00	132,000,000.00	132,000,000.00	0.00	0.00	24
191,511,000.00	022000700100	21013202	2	OFFICE OF THE ACCOUNTANT-GENERAL	255,884,000.00	0.00	255,884,000.00	255,884,000.00	0.00	0.00	113
2,650,000.00	022000704200	21013202	2	MINISTRY OF FINANCE INCORPORATED (MOfI)	7,000,000.00	0.00	7,000,000.00	3,335,000.00	0.00	3,665,000.00	12
852,000.00	022000800100	21013202	2	BOARD OF INTERNAL REVENUE	600,000,000.00	0.00	600,000,000.00	446,431,455.00	0.00	53,568,545.00	3
14,460,000.00	022200100100	21013202	2	MINISTRY OF TRADE, INDUSTRY AND INVESTMENT	80,000,000.00	0.00	80,000,000.00	51,967,000.00	0.00	28,033,000.00	27
0.00	022201800100	21013202	2	BAYELSA STATE INVESTMENT PROMOTION AGENCY	95,000,000.00	0.00	95,000,000.00	12,344,000.00	0.00	82,656,000.00	11
19,997,000.00	022205600100	21013202	2	BAYELSA STATE MICRO-FINANCE & ENTERPRISE DEV AGENCY	3,000,000,000.00	0.00	3,000,000,000.00	2,911,387,500.00	0.00	88,612,500.00	32
0.00	022700600100	21013202	2	SKILL ACQUISITION AND TRAINING	1,000,000.00	0.00	1,000,000.00	0.00	0.00	1,000,000.00	0
10,120,000.00	022800100100	21013202	2	MINISTRY OF SCIENCE AND TECHNOLOGY	250,000,000.00	0.00	250,000,000.00	250,000,000.00	0.00	0.00	15
0.00	022810100100	21013202	2	E-GOVERNANCE BUREAU	2,000,000.00	0.00	2,000,000.00	800,000.00	0.00	1,200,000.00	4
0.00	022900100100	21013202	2	MINISTRY OF TRANSPORT	10,000,000.00	0.00	10,000,000.00	9,700,000.00	0.00	300,000.00	11
0.00	022905300100	21013202	2	BAYELSA TRANSPORT COMPANY	2,000,000.00	0.00	2,000,000.00	0.00	0.00	2,000,000.00	0
938,000.00	022905500100	21013202	2	BAYELSA STATE MARITIME ACADEMY	10,000,000.00	0.00	10,000,000.00	2,000,000.00	0.00	8,000,000.00	1
21,638,041.38	023100100100	21013202	2	MINISTRY OF ENERGY	79,624,000.00	0.00	79,624,000.00	79,624,000.00	0.00	0.00	28
0.00	023400100100	21013202	2	MINISTRY OF WORKS AND INFRASTRUCTURE	504,000,000.00	0.00	504,000,000.00	503,000,000.00	0.00	1,000,000.00	7
500,000.00	023400200100	21013202	2	OFFICE OF SURVEYOR-GENERAL	15,000,000.00	0.00	15,000,000.00	2,518,000.00	0.00	12,482,000.00	9
300,000.00	023600100100	21013202	2	MINISTRY OF TOURISM DEVELOPMENT	4,876,000.00	0.00	4,876,000.00	4,876,000.00	0.00	0.00	12
100,000.00	023600300100	21013202	2	MUSEUMS AND MONUMENTS	20,000,000.00	0.00	20,000,000.00	840,000.00	0.00	19,160,000.00	5
32,000,000.00	023600400100	21013202	2	COUNCIL FOR ARTS AND CULTURE	60,000,000.00	0.00	60,000,000.00	25,200,000.00	0.00	34,800,000.00	4
0.00	023601000100	21013202	2	INSTITUTE OF TOURISM, CATERING AND HOTEL MGT	50,000,000.00	0.00	50,000,000.00	0.00	0.00	50,000,000.00	0
4,330,000.00	023605500100	21013202	2	TOURISM DEVELOPMENT AGENCY	100,000,000.00	0.00	100,000,000.00	100,000,000.00	0.00	0.00	4
0.00	023800400100	21013202	2	STATE BUREAU STATISTICS	10,000,000.00	0.00	10,000,000.00	215,000.00	0.00	9,785,000.00	1
10,076,000.00	025200100100	21013202	2	MINISTRY OF WATER RESOURCES	30,000,000.00	0.00	30,000,000.00	17,714,626.09	0.00	12,285,373.91	27
1,903,000.00	025210200100	21013202	2	WATER BOARD	150,000,000.00	0.00	150,000,000.00	150,000,000.00	0.00	0.00	7



FINANCIAL STATEMENTS
OF THE GOVERNMENT OF
BAYELSA STATE OF NIGERIA



NOTE ON THE FINANCIAL STATEMENT NO.5


STATEMENT OF OVERHEAD COST FOR THE YEAR ENDING 31ST DECEMBER, 2018

COMPARATIVE	ADMIN CODE	ECON	GRP	HEAD DESCRIPTION	ESTIMATE	SUPPLEMENT	TOTAL	ACTUAL	EXCESS	SAVINGS	TOTPV5
277,000.00	025300100100	21013202	2	MINISTRY OF HOUSING AND URBAN DEVELOPMENT	4,000,000.00	0.00	4,000,000.00	2,800,000.00	0.00	1,200,000.00	10
0.00	025305300100	21013202	2	BAYELSA HOUSING AND PROPERTY DEV AUTHORITY	1,000,000.00	0.00	1,000,000.00	0.00	0.00	1,000,000.00	0
0.00	025305600100	21013202	2	STATE CAPITAL DEVELOPMENT AUTHORITY	0.00	0.00	0.00	0.00	0.00	0.00	0
7,100,000.00	026000100100	21013202	2	MINISTRY OF LANDS AND SURVEY	41,970,000.00	0.00	41,970,000.00	41,970,000.00	0.00	0.00	16
185,000,000.00	026000200100	21013202	2	GEOGRAPHICAL INFORMATION SYSTEM	200,000,000.00	0.00	200,000,000.00	200,000,000.00	0.00	0.00	1
351,153,000.00	026200100100	21013202	2	MINISTRY OF BUDGET AND ECONOMIC PLANNING	670,000,000.00	0.00	670,000,000.00	670,000,000.00	0.00	0.00	193
	026200100200	21013202	2	MONITORING AND EVALUATION	2,000,000.00	0.00	2,000,000.00	0.00	0.00	2,000,000.00	0
0.00	026200100300	21013202	2	PLANNING DEPARTMENT	2,000,000.00	0.00	2,000,000.00	500,000.00	0.00	1,500,000.00	5
0.00	026200100400	21013202	2	PUBLIC,PRIVATE PARTNERSHIP	60,000,000.00	0.00	60,000,000.00	0.00	0.00	60,000,000.00	0
0.00	026200200100	21013202	2	SEEFOR	2,000,000.00	0.00	2,000,000.00	0.00	0.00	2,000,000.00	0
	026200300100	21013202	2	CSDA	2,000,000.00	0.00	2,000,000.00	0.00	0.00	2,000,000.00	0
33,641,000.00	026300100100	21013202	2	MINISTRY OF CULTURE AND NATIONAL AFFAIRS	164,504,000.00	0.00	164,504,000.00	164,504,000.00	0.00	0.00	37
				GROUP TOTAL	14,982,668,000.00	0.00	14,982,668,000.00	13,500,494,873.95	0.00	1,482,173,126.05	728.00
				SECTOR: LAW & JUSTICE		0.00					
0.00	031801100100	21013203	3	JUDICIAL SERVICE COMMISSION	15,000,000.00	0.00	15,000,000.00	9,000,000.00	0.00	6,000,000.00	9
123,458,000.00	032600100100	21013203	3	MINISTRY OF JUSTICE	422,530,000.00	0.00	422,530,000.00	422,530,000.00	0.00	0.00	102
0.00	032600100200	21013203	3	ADMINISTRATOR & PUBLIC TRUSTEE	1,000,000.00	0.00	1,000,000.00	0.00	0.00	1,000,000.00	0
500,000.00	032600700100	21013203	3	DIRECTORATE FOR CITIZENS RIGHTMEDIATIO CENTRE	1,000,000.00	0.00	1,000,000.00	0.00	0.00	1,000,000.00	0
529,833,333.00	032605100100	21013203	3	HIGH COURT/JUDICIARY	804,000,000.00	0.00	804,000,000.00	694,700,000.00	0.00	109,300,000.00	34
154,208,333.00	032605200100	21013203	3	CUSTOMARY ;COURT OF APPEAL	220,000,000.00	0.00	220,000,000.00	151,000,000.00	0.00	69,000,000.00	14
				GROUP TOTAL	1,463,530,000.00	0.00	1,463,530,000.00	1,277,230,000.00	0.00	186,300,000.00	159.00
				SECTOR: REGIONAL DEVELOPMENT		0.00					
0.00	045100100100	21013203	4	MINISTRY OF CAPITAL CITY DEVELOPMENT	227,252,000.00	0.00	227,252,000.00	0.00	0.00	227,252,000.00	0
250,000.00	045102200100	21013203	4	MINISTRY OF SPECIAL DUTIES CENTRAL SENATORIAL DIST	4,000,000.00	0.00	4,000,000.00	2,209,000.00	0.00	1,791,000.00	8
1,720,000.00	045102300100	21013203	4	MINISTRY OF SPECIAL DUTIES EAST SENATORIAL DIST	5,935,000.00	0.00	5,935,000.00	5,935,000.00	0.00	0.00	14
0.00	045102400100	21013203	4	MINISTRY OF SPECIAL DUTIES WEST SENATORIAL DIST	18,500,000.00	0.00	18,500,000.00	18,500,000.00	0.00	0.00	15

STATE FOR THE YEAR ENDED 31ST DECEMBER



FINANCIAL STATEMENTS
OF THE GOVERNMENT OF
BAYELSA STATE OF NIGERIA



NOTE ON THE FINANCIAL STATEMENT NO.5

STATEMENT OF OVERHEAD COST FOR THE YEAR ENDING 31ST DECEMBER, 2018

COMPARATIVE	ADMIN CODE	ECON	GRP	HEAD DESCRIPTION	ESTIMATE	SUPPLEMENT	TOTAL	ACTUAL	EXCESS	SAVINGS	TOTPV5
				GROUP TOTAL	255,687,000.00	0.00	255,687,000.00	26,644,000.00	0.00	229,043,000.00	37.00
				SECTOR: SOCIAL SERVICES							
168,443,200.00	051300100100	21013203	5	MINISTRY OF YOUTH	500,000,000.00	0.00	500,000,000.00	500,000,000.00	0.00	0.00	44
34,800,000.00	051400100100	21013203	5	MINISTRY OF WOMEN AFFAIRS AND SOCIAL DEVELOPMENT	400,000,000.00	0.00	400,000,000.00	400,000,000.00	0.00	0.00	30
385,426,555.00	051700100100	21013203	5	MINISTRY OF EDUCATION	4,000,000,000.00	0.00	4,000,000,000.00	3,993,205,580.00	0.00	6,794,420.00	106
0.00	051700300100	21013203	5	BAYELSA STATE UNIVERSAL BASIC EDUCATION BOARD	10,000,000.00	0.00	10,000,000.00	6,674,000.00	0.00	3,326,000.00	3
0.00	051700800100	21013203	5	BAYELSA STATE LIBRARY BOARD	9,000,000.00	0.00	9,000,000.00	9,000,000.00	0.00	0.00	4
163,000.00	051701000100	21013203	5	STATE AGENCY FOR MASS EDUCATION	1,000,000.00	0.00	1,000,000.00	0.00	0.00	1,000,000.00	0
727,000.00	051701800100	21013203	5	BAYELSA STATE COLLEGE OF ARTS AND SCIENCE	10,000,000.00	0.00	10,000,000.00	3,068,000.00	0.00	6,932,000.00	7
0.00	051701900100	21013203	5	ISAAC JASPER BORO COLLEGE OF EDUCATION	3,500,000,000.00	0.00	3,500,000,000.00	3,500,000,000.00	0.00	0.00	0
1,580,000.00	051702100100	21013203	5	NIGER DELTA UNIVERSITY, WILBERFORCE ISLAND	2,000,000,000.00	0.00	2,000,000,000.00	2,000,000,000.00	0.00	0.00	0
0.00	051705400100	21013203	5	BAYELSA STATE SECONDARY SCHOOLS BOARD	143,400,000.00	0.00	143,400,000.00	143,400,000.00	0.00	0.00	13
325,603,700.00	051705600100	21013203	5	BAYELSA STATE SCHOLARSHIP BOARD	2,000,000,000.00	0.00	2,000,000,000.00	1,992,833,014.00	0.00	7,166,986.00	26
223,775,000.00	052100100100	21013203	5	MINISTRY OF HEALTH	350,000,000.00	0.00	350,000,000.00	350,000,000.00	0.00	0.00	52
0.00	052100100300	21013203	5	BAYELSA STATE EMERGENCY MEDICAL SERVICES	0.00	0.00	0.00	0.00	0.00	0.00	0
0.00	052100100400	21013203	5	BAYELSA STATE HEALTH SYSTEM FUND PROJECT	1,000,000.00	0.00	1,000,000.00	0.00	0.00	1,000,000.00	0
0.00	052100100200	21013203	5	BAYELSA STATE LOCAL HEALTH SERVICE	1,000,000.00	0.00	1,000,000.00	0.00	0.00	1,000,000.00	0
11,618,768.82	052102600100	21013203	5	NIGER DELTER UNIVERSITY TEACHING HOPITAL-KOLOBIRI	40,000,000.00	0.00	40,000,000.00	9,000,000.00	0.00	31,000,000.00	9
0.00	052110200100	21013203	5	HOSPITAL MANAGEMENT BOARD	3,000,000.00	0.00	3,000,000.00	0.00	0.00	3,000,000.00	0
0.00	052110400100	21013203	5	SCHOOL OF NURSING AND MIDWIFERY	15,000,000.00	0.00	15,000,000.00	0.00	0.00	15,000,000.00	0
1,750,000.00	052110600100	21013203	5	STATE COLLEGE OF HEALTH TECHNOLOGY	70,000,000.00	0.00	70,000,000.00	1,600,000.00	0.00	68,400,000.00	2
351,652,000.00	053500100100	21013203	5	MINISTRY OF ENVIRONMENT	357,637,000.00	0.00	357,637,000.00	357,637,000.00	0.00	0.00	87
300,000.00	053500200100	21013203	5	BAYELSA STATE PARKS AND GARDEN	190,000,000.00	0.00	190,000,000.00	190,000,000.00	0.00	0.00	5

STATE FOR THE YEAR ENDED 31ST DECEMBER



FINANCIAL STATEMENTS
OF THE GOVERNMENT OF
BAYELSA STATE OF NIGERIA




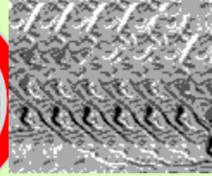
NOTE ON THE FINANCIAL STATEMENT NO.5

STATEMENT OF OVERHEAD COST FOR THE YEAR ENDING 31ST DECEMBER, 2018

COMPARATIVE	ADMIN CODE	ECON	GRP	HEAD DESCRIPTION	ESTIMATE	SUPPLEMENT	TOTAL	ACTUAL	EXCESS	SAVINGS	TOTPV5
75,464,000.00	053505500100	21013203	5	ENVIRONMENTAL SANITATION AUTHORITY	120,000,000.00	0.00	120,000,000.00	102,719,080.00	0.00	17,280,920.00	37
135,219,000.00	053900100100	21013203	5	MINISTRY OF SPORTS DEVELOPMENT	234,381,000.00	0.00	234,381,000.00	234,381,000.00	0.00	0.00	137
17,204,000.00	053905100100	21013203	5	BAYELSA STATE SPORTS COUNCIL	250,000,000.00	0.00	250,000,000.00	250,000,000.00	0.00	0.00	53
	053905300100	21013203	5	BAYELSA STATE SPORTS ACADEMY		0.00	0.00	0.00	0.00	0.00	0
16,373,000.00	055100100100	21013203	5	MINISTRY OF LOCAL GOVT. AND COMMUNITY DEVELOPMENT	55,250,000.00	0.00	55,250,000.00	55,250,000.00	0.00	0.00	19
0.00	055100100200	21013203	5	CRAFT DEVELOPMENT CENTER	2,000,000.00	0.00	2,000,000.00	0.00	0.00	2,000,000.00	0
24,171,000.00	055100200100	21013203	5	BAYELSA STATE TRADITIONAL RULERS COUNCIL	93,248,000.00	0.00	93,248,000.00	93,248,000.00	0.00	0.00	71
0.00	052100200100	21013203	5	BAYELSA STATE HEALTH INSURANCE SCHEME	100,000,000.00	0.00	100,000,000.00	780,000.00	0.00	99,220,000.00	1
0.00	052111500100	21013203	5	BAYELSA STATE MEDICAL SERVICE AGENCY	300,000,000.00	0.00	300,000,000.00	299,500,000.00	0.00	500,000.00	10
				GROUP TOTAL	14,755,916,000.00	0.00	14,755,916,000.00	14,492,295,674.00	0.00	263,620,326.00	727.00
				GRAND TOTAL	73,489,000,000.00	0.00	73,489,000,000.00	69,845,481,623.31	0.00	3,643,518,377.20	3,690.00



FINANCIAL STATEMENTS
OF THE GOVERNMENT OF
BAYELSA STATE OF NIGERIA

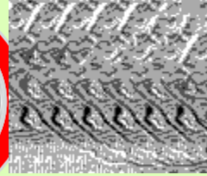


MEDICAL EQUIPMENTS AT THE DIAGNOSTIC CENTRE

STATE FOR THE YEAR ENDED 31ST DECEMBER



FINANCIAL STATEMENTS
OF THE GOVERNMENT OF
BAYELSA STATE OF NIGERIA



NOTE ON THE FINANCIAL STATEMENT NO. 6


STATEMENT OF CAPITAL EXPENDITURE FOR THE YEAR ENDING 31ST DECEMBER, 2018

COMPARATIVE	ADMIN_CODE	ECON	GRP	HEAD DESCRIPTION	ESTIMATE	SUPPLEMENT	TOTAL	ACTUAL	EXCESS	SAVINGS	TOTPV5
				SECTOR: ADMINISTRATION							
252,802,000.00	011100100100	22010102	1	GOVERNMENT HOUSE	100,000,000.00	0.00	100,000,000.00	42,448,000.00	0.00	57,552,000.00	5
0.00	011101000100	22010102	1	DUE PROCESS BUREAU	45,000,000.00	0.00	45,000,000.00	0.00	0.00	45,000,000.00	0
0.00	011101300100	22010102	1	SECRETARY TO THE STATE GOVERNMENT(SSG)	0.00	0.00	0.00	0.00	0.00	0.00	0
150,000,000.00	011101300200	22010102	1	GENERAL SERVICES (SSG OFFICE)	1,050,000,000.00	0.00	1,050,000,000.00	1,050,000,000.00	0.00	0.00	2
0.00	011103500100	22010102	1	STATE PENSION BOARD	0.00	0.00	0.00	0.00	0.00	0.00	0
0.00	011104400100	22010102	1	MINISTRY OF SPECIAL DUTIES(FP&PC)	118,000,000.00	0.00	118,000,000.00	0.00	0.00	118,000,000.00	0
2,518,139,534.88	011110100100	22010102	1	MINISTRY OF SPECIAL PROJECTS	1,339,139,534.88	0.00	1,339,139,534.88	1,339,139,534.88	0.00	0.00	20
0.00	011113700100	22010102	1	TEACHERS DISCIPLINARY COUNCIL	0.00	0.00	0.00	0.00	0.00	0.00	0
229,000,000.00	011200300100	22010102	1	BAYELSA STATE HOUSE OF ASSEMBLY	1,395,000,000.00	0.00	1,395,000,000.00	419,000,000.00	0.00	976,000,000.00	5
133,300,000.00	012300100100	22010102	1	MINISTRY OF INFORMATION/COMMUNICATION	630,500,000.00	0.00	630,500,000.00	17,300,000.00	0.00	613,200,000.00	2
0.00	012300300100	22010102	1	NIGER DELTA TELEVISION AUTHORITY	45,000,000.00	0.00	45,000,000.00	0.00	0.00	45,000,000.00	0
0.00	012300400100	22010102	1	BAYELSA STATE RADIO BROADCASTING CORPORATION	34,000,000.00	0.00	34,000,000.00	0.00	0.00	34,000,000.00	0
0.00	012305500100	22010102	1	BAYELSA STATE NEWSPAPER CORPORATION	34,000,000.00	0.00	34,000,000.00	0.00	0.00	34,000,000.00	0
11,500,000.00	014000100100	22010102	1	AUDITOR-GENERAL (STATE)	34,000,000.00	0.00	34,000,000.00	11,500,000.00	0.00	22,500,000.00	3
0.00	014000100200	22010102	1	AUDITOR-GENERAL (LOCAL GOVERNMENT)	500,000.00	0.00	500,000.00	500,000.00	0.00	0.00	1
0.00	014800100100	22010102	1	STATE INDEPENDENT ELECTORAL COMMISSION	34,000,000.00	0.00	34,000,000.00	0.00	0.00	34,000,000.00	0
0.00	011100202700	22010102	1	S. A. STATE SECURITY	492,000,000.00	0.00	492,000,000.00	0.00	0.00	492,000,000.00	0
0.00	011102100200	22010102	1	BAYELSA HOUSE, ABUJA	0.00	0.00	0.00	0.00	0.00	0.00	0
0.00	011100204800	22010102	1	S. S. A. EDUCATION INSPECTORATE AND POLICY	0.00	0.00	0.00	0.00	0.00	0.00	0
0.00	011100203000	22010102	1	S. A. WOMEN MOBILISATION	100,000,000.00	0.00	100,000,000.00	0.00	0.00	100,000,000.00	0
				GROUP TOTAL	5,451,139,534.88	0.00	5,451,139,534.88	2,879,887,534.88	0.00	2,571,252,000.00	38.00
				SECTOR: ECONOMY							
5,607,206,000.00	021500100100	22010102	2	MINISTRY OF AGRICULTURE	1,024,000,000.00	0.00	1,024,000,000.00	808,000,000.00	0.00	216,000,000.00	11
18,212,050,417.54	022000100100	22010102	2	MINISTRY OF FINANCE	6,775,861,666.68	0.00	6,775,861,666.68	4,775,861,666.68	0.00	0.00	15
0.00	022000800100	22010102	2	BOARD OF INTERNAL REVENUE	200,000,000.00	0.00	200,000,000.00	0.00	0.00	200,000,000.00	0

STATE FOR THE YEAR ENDED 31ST DECEMBER



FINANCIAL STATEMENTS
OF THE GOVERNMENT OF
BAYELSA STATE OF NIGERIA



NOTE ON THE FINANCIAL STATEMENT NO. 6


STATEMENT OF CAPITAL EXPENDITURE FOR THE YEAR ENDING 31ST DECEMBER, 2018

COMPARATIVE	ADMIN CODE	ECON	GRP	HEAD DESCRIPTION	ESTIMATE	SUPPLEMENT	TOTAL	ACTUAL	EXCESS	SAVINGS	TOTPV5
862,837,000.00	022200100100	22010102	2	MINISTRY OF TRADE, INDUSTRY AND INVESTMENT	4,439,000,000.00	0.00	4,439,000,000.00	697,427,000.00	0.00	741,573,000.00	13
259,800,000.00	022800100100	22010102	2	MINISTRY OF SCIENCE AND TECHNOLOGY AND MANPOWER DEVELOPMENT	699,000,000.00	0.00	699,000,000.00	140,000,000.00	0.00	559,000,000.00	4
1,183,674,819.78	022900100100	22010102	2	MINISTRY OF TRANSPORT	6,940,000,000.00	0.00	6,940,000,000.00	152,333,750.00	0.00	1,787,666,250.00	3
0.00	022900500100	22010102	2	BAYELSA STATE MARINETIME ACADEMY	280,000,000.00	0.00	280,000,000.00	0.00	0.00	280,000,000.00	0
1,274,401,022.64	023100100100	22010102	2	MINISTRY OF POWER	3,455,000,000.00	0.00	3,455,000,000.00	607,952,416.16	0.00	2,847,047,583.84	32
81,317,096,317.43	023400100100	22010102	2	MINISTRY OF WORKS AND INFRASTRUCTURE	36,407,343,570.00	0.00	36,407,343,570.00	19,912,313,953.49	0.00	6,495,029,616.51	44
0.00	023400200100	22010102	2	OFFICE OF SURVEYOR-GENERAL	268,000,000.00	0.00	268,000,000.00	3,000,000.00	0.00	265,000,000.00	1
401,400,000.00	023600100100	22010102	2	MINISTRY OF TOURISM DEVELOPMENT	779,000,000.00	0.00	779,000,000.00	310,400,000.00	0.00	468,600,000.00	5
0.00	025200100100	22010102	2	MINISTRY OF WATER RESOURCES	572,926,867.64	0.00	572,926,867.64	572,926,867.64	0.00	0.00	13
0.00	025210200100	22010102	2	WATER BOARD	88,000,000.00	0.00	88,000,000.00	0.00	0.00	88,000,000.00	0
702,050,000.00	025300100100	22010102	2	MINISTRY OF HOUSING AND URBAN DEVELOPMENT	3,000,000,000.00	0.00	3,000,000,000.00	316,436,312.04	0.00	2,683,563,687.96	8
0.00	025305300100	22010102	2	BAYELSA HOUSING AND PROPERTY DEVELOPMENT AUTHORITY	766,000,000.00	0.00	766,000,000.00	0.00	0.00	766,000,000.00	0
34,100,000.00	025305600100	22010102	2	STATE CAPITAL DEVELOPMENT AUTHORITY	0.00	0.00	0.00	0.00	0.00	0.00	0
962,800,000.00	026000100100	22010102	2	MINISTRY OF LANDS AND SURVEY	1,296,178,221.10	0.00	1,296,178,221.10	311,200,000.00	0.00	9,489,782,211.10	27
295,181,032.23	026200100100	22010102	2	MINISTRY OF BUDGET AND ECONOMIC PLANNING	832,031,442.00	0.00	832,031,442.00	739,296,000.00	0.00	92,735,442.00	8
1,500,000.00	026300100100	22010102	2	MINISTRY OF CULTURE AND IJAW NATIONAL AFFAIRS	413,000,000.00	0.00	413,000,000.00	163,000,000.00	0.00	250,000,000.00	5
140,000,000.00	026000200100	22010102	2	BAYELSA STATE GEOGRAPHICAL INFORMATION SYSTEM	0.00	0.00	0.00	0.00	0.00	0.00	0
813,849,295.76	026200200100	22010102	2	SEEFOR	3,387,196,412.40	0.00	3,387,196,412.40	3,387,196,412.40	0.00	0.00	1
0.00	022201800100	22010102	2	BAYELSA STATE INVESTMENT PROMOTION AGENCY	5,000,000.00	0.00	5,000,000.00	0.00	0.00	5,000,000.00	0
	022205700100	22010102	2	BUREAU FOR CO-OPERATIVE DEVELOPMENT	0.00	0.00	0.00	0.00	0.00	0.00	0

STATE FOR THE YEAR ENDED 31ST DECEMBER



FINANCIAL STATEMENTS
OF THE GOVERNMENT OF
BAYELSA STATE OF NIGERIA



NOTE ON THE FINANCIAL STATEMENT NO. 6


STATEMENT OF CAPITAL EXPENDITURE FOR THE YEAR ENDING 31ST DECEMBER, 2018

COMPARATIVE	ADMIN CODE	ECON	GRP	HEAD DESCRIPTION	ESTIMATE	SUPPLEMENT	TOTAL	ACTUAL	EXCESS	SAVINGS	TOTPV5
200,000,000.00	023300100100	22010102	2	MINISTRY OF MINERAL RESOURCES	492,000,000.00	0.00	492,000,000.00	0.00	0.00	492,000,000.00	0
0.00	022205600100	22010102	2	MICROFINANCE & ENTERPRISES DEVELOPMENT AGENCY	500,000,000.00	0.00	500,000,000.00	0.00	0.00	500,000,000.00	0
10,000,000.00	025305500100	22010102	2	PHYSICAL PLANNING AND DEVELOPMENT BOARD	400,000,000.00	0.00	400,000,000.00	0.00	0.00	400,000,000.00	0
0.00	023605500100	22010102	2	TOURISM DEVELOPMENT AGENCY	117,000,000.00	0.00	117,000,000.00	0.00	0.00	117,000,000.00	0
0.00	011100211700	22010102	2	CHIEF HISTORIAN AND ARCHIVIST	20,000,000.00	0.00	20,000,000.00	0.00	0.00	20,000,000.00	0
				GROUP TOTAL	77,156,538,179.82	0.00	77,156,538,179.82	32,897,344,378.41	0.00	28,763,997,791.41	190.00
				SECTOR: LAW & JUSTICE							
138,000,000.00	032600100100	22010102	3	MINISTRY OF JUSTICE	192,000,000.00	0.00	192,000,000.00	120,500,000.00	0.00	71,500,000.00	4
107,400,000.00	032605100100	22010102	3	HIGH COURT/ JUDICIARY	209,000,000.00	0.00	209,000,000.00	7,400,000.00	0.00	201,600,000.00	1
0.00	032605200100	22010102	3	CUSTOMARY COURT OF APEAL	70,000,000.00	0.00	70,000,000.00	0.00	0.00	70,000,000.00	0
				GROUP TOTAL	471,000,000.00	0.00	471,000,000.00	127,900,000.00	0.00	343,100,000.00	5.00
				SECTOR: REGIONAL DEVELOPMENT							
0.00	045100100100	22010102	4	MINISTRY OF CAPITAL CITY DEVELOPMENT	0.00	0.00	0.00	0.00	0.00	0.00	0
0.00	045102200100	22010102	4	MINISTRY OF SPECIAL DUTIES CENTRAL SENATORIAL DISTRICT	200,000,000.00	0.00	200,000,000.00	0.00	0.00	200,000,000.00	0
10,000,000.00	045102300100	22010102	4	MINISTRY OF SPECIAL DUTIES EAST SENATORIAL DISTRICT	200,000,000.00	0.00	200,000,000.00	35,000,000.00	0.00	165,000,000.00	2
0.00	045102400100	22010102	4	MINISTRY OF SPECIAL DUTIES WEST SENATORIAL DISTRICT	200,000,000.00	0.00	200,000,000.00	0.00	0.00	200,000,000.00	0
				GROUP TOTAL	600,000,000.00	0.00	600,000,000.00	35,000,000.00	0.00	565,000,000.00	2.00
				SECTOR: SOCIAL SERVICE							
10,000,000.00	051300100100	22010102	5	MINISTRY OF YOUTH DEVELOPMENT	100,000,000.00	0.00	100,000,000.00	10,000,000.00	0.00	90,000,000.00	1
20,000,000.00	051400100100	22010102	5	MINISTRY OF WOMAN AFFAIRS AND SOCIAL DEVELOPMENT	300,000,000.00	0.00	300,000,000.00	20,000,000.00	0.00	280,000,000.00	1
10,734,210,759.79	051700100100	22010102	5	MINISTRY OF EDUCATION	22,500,000,000.00	0.00	22,500,000,000.00	8,204,593,280.36	0.00	14,295,406,719.64	50
715,474,295.32	051700300100	22010102	5	BAYELSA STATE UNIVERSAL BASIC EDUCATION BOARD	962,297,297.30	0.00	962,297,297.30	962,297,297.30	0.00	0.00	1
0.00	051701000100	22010102	5	STATE AGENCY FOR MASS	20,000,000.00	0.00	20,000,000.00	0.00	0.00	20,000,000.00	0

STATE FOR THE YEAR ENDED 31ST DECEMBER



FINANCIAL STATEMENTS
OF THE GOVERNMENT OF
BAYELSA STATE OF NIGERIA




NOTE ON THE FINANCIAL STATEMENT NO. 6

STATEMENT OF CAPITAL EXPENDITURE FOR THE YEAR ENDING 31ST DECEMBER, 2018

COMPARATIVE	ADMIN_CODE	ECON	GRP	HEAD DESCRIPTION	ESTIMATE	SUPPLEMENT	TOTAL	ACTUAL	EXCESS	SAVINGS	TOTPV5
				EDUCATION							
0.00	051701800100	22010102	5	BAYELSA STATE COLLEGE OF ARTS AND SCIENCE	300,000,000.00	0.00	300,000,000.00	0.00	0.00	300,000,000.00	0
0.00	051701900100	22010102	5	ISAAC JASPER BORO COLLEGE OF EDUCATION	0.00	0.00	0.00	0.00	0.00	0.00	0
0.00	051702100100	22010102	5	NIGER DELTA UNIVERSITY WILBERFORCE ISLAND	0.00	0.00	0.00	0.00	0.00	0.00	0
182,000,000.00	051705400100	22010102	5	BAYELSA STATE SECONDARY SCHOOLS BOARD	200,000,000.00	0.00	200,000,000.00	182,000,000.00	0.00	18,000,000.00	4
3,276,038,639.88	052100100100	22010102	5	MINISTRY OF HEALTH	9,663,024,988.00	0.00	9,663,024,988.00	1,001,638,639.88	0.00	4,914,361,360.12	14
8,000,000.00	052102600100	22010102	5	NIGER DELTA UNIVERSITY TEACHING HOSPITAL OKOLOBIRI	247,000,000.00	0.00	247,000,000.00	8,000,000.00	0.00	239,000,000.00	1
0.00	052110200100	22010102	5	BAYELSA STATE HOSPITAL MANAGEMENT BOARD	177,000,000.00	0.00	177,000,000.00	0.00	0.00	177,000,000.00	0
0.00	052110600100	22010102	5	BAYELSA STATE COLLEGE OF HEALTH TECHNOLOGY	143,000,000.00	0.00	143,000,000.00	0.00	0.00	143,000,000.00	0
0.00	053900100100	22010102	5	MINISTRY OF ENVIRONMENT	471,000,000.00	0.00	471,000,000.00	192,364,660.00	0.00	278,635,340.00	8
0.00	053900200100	22010102	5	BAYELSA STATE PARKS AND GARDEN	522,000,000.00	0.00	522,000,000.00	0.00	0.00	522,000,000.00	0
3,703,539,534.88	053900100100	22010102	5	MINISTRY OF SPORTS DEVELOPMENT	2,500,000,000.00	0.00	2,500,000,000.00	1,234,039,534.88	0.00	1,265,960,465.12	23
2,488,831,190.67	055100100100	22010102	5	MINISTRY OF LOCAL GOVERNMENT AND COMMUNITY DEVELOPMENT	442,000,000.00	0.00	442,000,000.00	0.00	0.00	442,000,000.00	0
0.00	052110400100	22010102	5	SCHOOL OF NURSING AND MIDWIFERY	136,000,000.00	0.00	136,000,000.00	0.00	0.00	136,000,000.00	0
10,000,000.00	055100300100	22010102	5	MINISTRY OF COMMUNITY DEVELOPMENT AND CHIEFTANCY AFFAIRS	4,000,000,000.00	0.00	4,000,000,000.00	0.00	0.00	4,000,000,000.00	0
0.00	051705600100	22010102	5	BAYELSA STATE SCHOLARSHIP BOARD	0.00	0.00	0.00	0.00	0.00	0.00	0
				GROUP TOTAL	42,683,322,285.30	0.00	42,683,322,285.30	11,814,933,412.42	0.00	30,868,388,872.88	103.00
				GRAND TOTAL	126,362,000,000.00	0.00	126,362,000,000.00	47,755,065,325.71	0.00	78,606,934,674.29	338.00



FINANCIAL STATEMENTS
OF THE GOVERNMENT OF
BAYELSA STATE OF NIGERIA



NOTE ON THE FINANCIAL STATEMENT NO. 7

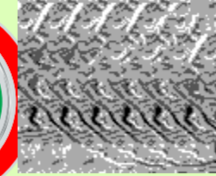
STATEMENT OF CONSOLIDATED REVENUE FUND CHARGES AND OTHER OPERATING EXPENSES FOR THE YEAR ENDING 31ST DECEMBER, 2018

COMPARATIVE	ADMIN_CODE	ECON	GRP	HEAD DESCRIPTION	ESTIMATE	SUPPLEMENT	TOTAL	ACTUAL	EXCESS	SAVINGS	TOTPV5
667,111.52	011100100100	22010103	1	GOVERNMENT HOUSE	3,840,298.32	0.00	3,840,298.32	3,840,298.32	0.00	0.00	12
0.00	011100100200	22010103	1	DEPUTY GOVERNOR'S OFFICE	3,801,987.00	0.00	3,801,987.00	3,801,987.00	0.00	0.00	12
34,663,611.53	031801100100	22010103	1	JUDICIAL SERVICE COMMISSION	41,520,827.20	0.00	41,520,827.20	24,129,514.56	0.00	17,391,312.64	12
9,365,063.76	014000100100	22010103	1	OFFICE OF THE AUDITOR-GENERAL (STATE)	9,273,949.44	0.00	9,273,949.44	9,273,949.44	0.00	0.00	12
9,262,563.84	014000100200	22010103	1	OFFICE OF THE AUDITOR-GENERAL (LOCAL GOVERNMENT)	9,273,944.40	0.00	9,273,944.40	9,273,944.40	0.00	0.00	12
47,678,433.84	014700100100	22010103	1	CIVIL SERVICE COMMISSION	51,114,271.20	0.00	51,114,271.20	29,788,294.20	0.00	21,325,977.00	12
93,896,108.88	014700100200	22010103	1	LOCAL GOVERNMENT SERVICE COMMISSION	89,488,047.20	0.00	89,488,047.20	39,611,457.48	0.00	49,876,589.72	12
93,896,108.88	011200400100	22010103	1	HOUSE OF ASSEMBLY SERVICE COMMISSION	89,488,047.20	0.00	89,488,047.20	39,611,457.48	0.00	49,876,589.72	12
93,896,108.88	014800100100	22010103	1	STATE INDEPENDENT ELECTORAL COMMISSION	89,488,047.20	0.00	89,488,047.20	39,611,457.48	0.00	49,876,589.72	12
				GROUP TOTAL	387,289,419.16	0.00	387,289,419.16	198,942,360.36	0.00	188,347,058.80	108.00
142,810,389.21	022000100100	22060301	2	SERVICING OF FOREIGN DEBTS	500,000,000.00	0.00	500,000,000.00	456,932,220.30	0.00	43,067,779.70	12
29,554,700,466.31	022000100100	22060301	2	DOMESTIC DEBT	23,500,000,000.00	0.00	23,500,000,000.00	23,072,541,464.37	0.00	427,458,535.63	12
				GROUP TOTAL	24,000,000,000.00	0.00	24,000,000,000.00	23,529,473,684.67	0.00	470,526,315.33	24.00
0.00	022000100100	22070101	3	COMPULSORY SAVINGS	0.00	0.00	0.00	0.00	0.00	0.00	12
				GROUP TOTAL	0.00	0.00	0.00	0.00	0.00	0.00	0.00
3,285,322,700.82	022000100100	22070102	4	TRANSFER TO 8 LOCAL GOVERNMENTS	3,395,000,000.00	0.00	3,485,555,944.00	801,392,682.12	0.00	2,684,163,261.88	12
0.00	022000100100	22070103	4	LOCAL GOVERNMENT PENSION FUND	514,000,000.00	0.00	514,000,000.00	0.00	0.00	513,750,000.00	1

STATE FOR THE YEAR ENDED 31ST DECEMBER



FINANCIAL STATEMENTS
OF THE GOVERNMENT OF
BAYELSA STATE OF NIGERIA



NOTE ON THE FINANCIAL STATEMENT NO. 7

STATEMENT OF CONSOLIDATED REVENUE FUND CHARGES AND OTHER OPERATING EXPENSES FOR THE YEAR ENDING 31ST DECEMBER, 2018

COMPARATIVE	ADMIN_CODE	ECON	GRP	HEAD DESCRIPTION	ESTIMATE	SUPPLEMENT	TOTAL	ACTUAL	EXCESS	SAVINGS	TOTPVS
0.00	022000100100	22070104	4	7.5% CONTRIBUTION TO THE PENSION'S SCHEME	0.00	0.00	0.00	0.00	0.00	0.00	1
				GROUP TOTAL	3,909,000,000.00	0.00	3,909,555,944.00	801,392,682.12	0.00	3,197,913,261.88	14.00
18,410,235,224.75	022000100100	22070105	5	NYSO	301,512,142.00	0.00	301,512,142.00	201,612,142.00	0.00	99,900,000.00	9
0.00	022000100100	22070106	5	BANK CHARGES	5,010,975,641.17	0.00	5,010,975,641.17	3,357,981,969.61	0.00	1,652,993,671.56	9
0.00	022000100100	22070107	5	FAAC & OTHERS	14,711,512,216.83	0.00	14,711,512,216.83	14,369,219,762.80	0.00	342,292,454.03	12
				GROUP TOTAL	20,024,000,000.00	0.00	20,024,000,000.00	17,828,813,874.41	0.00	2,095,186,125.59	30.00
1,464,578,086.77	022000100100	22010101	6	GRATUITY	400,000,000.00	0.00	400,000,000.00	0.00	0.00	400,000,000.00	9
3,813,819,549.84	022000100100	22010102	6	PENSIONS	8,600,000,000.00	0.00	8,600,000,000.00	8,503,472,391.37	0.00	96,527,608.63	12
				GROUP TOTAL	9,000,000,000.00	0.00	9,000,000,000.00	8,503,472,391.37	0.00	496,527,608.63	11.00
				GRAND TOTAL	57,320,289,419.16	0.00	57,320,289,419.16	50,962,094,992.93	0.00	6,448,494,370.23	167.00

STATE FOR THE YEAR ENDED 31ST DECEMBER



FINANCIAL STATEMENTS
OF THE GOVERNMENT OF
BAYELSA STATE OF NIGERIA



NOTES ON FINANCIAL STATEMENTS NO. 8

STATEMENT OF INVESTMENTS AS AT 31ST DECEMBER ,2018

S/N	DESCRIPTION	REF	YEAR 2018	YEAR 2017	INCREASE/DECREASE
			₦	₦	₦
1	INVESTMENTS IN QUOTED COMPANIES	8A	4,723,294,884.35	4,231,149,388.84	492,145,495.51
2	INVESTMENTS IN UN-QUOTED COMPANIES	8B	2,523,683,286.50	2,841,080,618.00	(317,397,331.50)
3	LOANS TO GOVERNMENT COMPANIES		0.00	0.00	0.00
4	LOANS TO OTHER GOVERNMENTS		0.00	0.00	0.00
	TOTAL INVESTMENT		7,246,978,170.85	7,072,230,006.84	174,748,164.01

NOTES ON FINANCIAL STATEMENTS NO. 8 A


BAYELSA STATE GOVERNMENT QUOTED INVESTMENTS (SHARES/SECURITIES)

S/NO	NAME OF COMPANY	SHARES HELD AS AT 31/12/17	MARKET VALUE OF SHARES AS AT 31/12/17	SHARES HELD AS AT 31/12/18	MARKET VALUE OF SHARES AS AT 31/12/18
			N		N
A.	FINANCIAL SERVICES				
A1	BANKING				
a.	ECOBANK TRANSNATIONAL INC	4,887,099	81,810,037.26	4,887,099	68,419,386.00
b.	UNITY BANK PLC	138,600	73,458.00	138,600	148,302.00
c.	WEMA BANK PLC	1,463,269	764,899.88	1,463,269	921,859.47
d.	STERLING BANK PLC	611,000	659,880.00	611,000	1,160,900.00
e.	ACCESS BANK PLC	4,456,913	46,585,190.85	4,456,913	30,307,008.40
f.	FIDELITY BANK PLC	19,071,101	50,028,832.80	19,071,101	38,714,335.03
g.	ZENITH BANK PLC	1,485,525	38,650,985.50	10,297,733	237,362,745.65

STATE FOR THE YEAR ENDED 31ST DECEMBER



FINANCIAL STATEMENTS
OF THE GOVERNMENT OF
BAYELSA STATE OF NIGERIA




NOTES ON FINANCIAL STATEMENTS NO. 8 A

BAYELSA STATE GOVERNMENT QUOTED INVESTMENTS (SHARES/SECURITIES)

S/NO	NAME OF COMPANY	SHARES HELD AS AT 31/12/17	MARKET VALUE OF SHARES AS AT 31/12/17	SHARES HELD AS AT 31/12/18	MARKET VALUE OF SHARES AS AT 31/12/18
h.	UNITED BANK FOR AFRICA PLC	13,155,721	141,332,409.93	13,155,721	101,299,051.70
i	UNITED BANK FOR NIGERIA	0.00	0.00	185,125	1,425,462.50
j	FCMB PLC	6,207,585	10,706,501.30	6,130,483	11,586,612.87
	SUB TOTAL(BANKING)	51,661,938	372,056,170.52	60,397,044	491,345,663.57
A2	INSURANCE				
a.	PRESTIGE ASSURANCE PLC	8,153,902	4,076,951.00	8,153,902	4,076,951.00
b.	UNIC INSURANCE PLC	0.00	0.00	43,200	8,640.00
c.	LINKAGE ASSURANCE PLC	3,806,298,743	2,566,702,624.38	3,806,298,743	2,740,535,094.96
d.	SOVEREIGN TRUST INSURANCE PLC	900,000,000	450,000,000.00	900,000,000	189,000,000.00
e.	GREAT NIGERIA INSURANCE PLC(GNI)	9,143,000	150,000.00	300,000	4,571,500.00
f.	AIICO INSURANCE PLC	43,902,592	23,268,373.76	43,902,592	27,658,632.96
g.	INTER.ENERGY INSURANCE PLC	1,639,344	1,409,172.00	1,639,344	628,190.72
h.	INVESTMENT & ALLIED INSURANCE	0.00	0.00	20,000,000	10,000,000.00
i.	LAGOS STATE INSURANCE COMPANY(LASACO)	386,000	193,000.00	386,000	115,800.00
j.	MUTUAL BENEFIT ASSURANCE PLC	400,000	200,000.00	400,000	84,000.00
k.	NEM INSURANCE PLC	1,572,000	2,609,520.00	1,572,000	4,244,400.00
l.	OASIS INSURANCE PLC	257,780	128,890.00	257,780	128,890.00



FINANCIAL STATEMENTS
OF THE GOVERNMENT OF
BAYELSA STATE OF NIGERIA



NOTES ON FINANCIAL STATEMENTS NO. 8 A


BAYELSA STATE GOVERNMENT QUOTED INVESTMENTS (SHARES/SECURITIES)

S/NO	NAME OF COMPANY	SHARES HELD AS AT 31/12/17	MARKET VALUE OF SHARES AS AT 31/12/17	SHARES HELD AS AT 31/12/18	MARKET VALUE OF SHARES AS AT 31/12/18
m.	STANDARD TRUST ASSURANCE PLC (STACO)	495,000	247,500.00	495,000	247,500.00
n.	STANDARD ALLIANCE INSURANCE PLC	254,000	127,000.00	254,000	127,000.00
o.	UNIVERSAL INSURANCE PLC	264,000	132,000.00	264,000	60,720.00
p.	WEST AFRICAN PROVINCIAL INSURANCE	7,679,273	3,839,636.50	7,679,273	3,225,294.66
Q.	AFRICAN PRUDENTIAL INSURANCE	318,748	1,459,865.84	311,817	1,244,149.83
r	LAFARGE AFRICA PLC	0.00	0.00	85,240	1,022,880.00
	SUB TOTAL (INSURANCE)	4,780,764,382	3,054,544,533.48	4,792,042,891	2,986,979,644.13
A3	OTHER FINANCIAL INSTITUTIONS				
a.	FCMB GROUP PLC			77,102	145,722.78
b.	FIRST HOLDINGS PLC	6,713,720	59,733,763.60	6,713,720	53,374,074.00
c.	UBA CAPITAL PLC	8,777,215	30,983,568.95	7,502,216	21,156,249.12
d.	AFRICA PRUDENTIAL REGISTRARS PLC	1,875,553	7,914,833.66	1,882,484	7,285,213.08
e	UNITED CAPITAL	0.00	0.00	1,274,999	3,595,497.18
	SUB TOTAL (OTHER FINANCIAL INSTITUTION)	17,366,488	98,632,166.21	17,450,521	85,556,756.16
	TOTAL (FINANCIAL SERVICES)	1,531,941,865	1,338,338,004.15	4,869,890,456	3,563,882,063.9

STATE FOR THE YEAR ENDED 31ST DECEMBER



FINANCIAL STATEMENTS
OF THE GOVERNMENT OF
BAYELSA STATE OF NIGERIA




NOTES ON FINANCIAL STATEMENTS NO. 8 A

S/NO	NAME OF COMPANY	SHARES HELD AS AT 31/12/17	MARKET VALUE OF SHARES AS AT 31/12/17	SHARES HELD AS AT 31/12/18	MARKET VALUE OF SHARES AS AT 31/12/18
B.	CONGLOMERATES				
a.	UAC NIGERIA PLC	360,000	6,084,000.00	360,000	3,510,000.00
	TOTAL (CONGLOMERATES)	360,000	6,084,000.00	360,000	3,510,000.00
C.	CONSUMER GOODS				
C1	BEVERAGES				
a.	JOS BREWERIES (JOSBREW)	180,000	259,200.00	180,000	90,000.00
b.	NIGERIA BREWERIES PLC	180,400	24,354,000.00	180,400	15,424,200.00
C	INTERNATIONAL BREWERIES	0.00	0.00	15,355,000	468,327,500.00
	SUB TOTAL(BEVERAGES)	360,400	24,613,200.00	15,715,400	483,841,700.00
C2	FOOD PRODUCTS				
a.	DANGOTE SUGAR REFINERY PLC	24,000	524,880.00	24,000	366,000.00
b.	BIG TREAT	134,000	67,000.00	134,000	67,000.00
c.	TANTALISER	3,708,500	1,854,250.00	3,708,500	1,335,060.00
	SUB TOTAL(FOOD PRODUCTS)	3,866,500	2,446,130.00	3,866,500	1,768,060.00
	TOTAL (CONSUMER GOODS)	4,586,900	27,239,730.00	4,586,900	20,792,260.00
D	INDUSTRIAL GOODS				
D1	PACKAGING				
a.	DUNLOP	550,000	275,000.00	550,000	110,000.00
b.	WEST AFRICAN GLASS PLC (WAGI)	0.00	0.00	13,500,000	6,750,000.00
	SUB TOTAL(FOOD PACKAGING)	550,000	275,000.00	14,050,000	6,860,000.00

STATE FOR THE YEAR ENDED 31ST DECEMBER



FINANCIAL STATEMENTS
OF THE GOVERNMENT OF
BAYELSA STATE OF NIGERIA




NOTES ON FINANCIAL STATEMENTS NO. 8 A

S/NO	NAME OF COMPANY	SHARES HELD AS AT 31/12/17	MARKET VALUE OF SHARES AS AT 31/12/17	SHARES HELD AS AT 31/12/18	MARKET VALUE OF SHARES AS AT 31/12/18
D2	BUILDING MATERIALS				
a.	FIRST ALUMINIUM PLC	935,056	467,528.00	935,056	336,620.16
	SUB TOTAL(BUILDING MATERIALS)	1,082,405	1,867,343.50	935,056	336,620.16
	TOTAL (INDUSTRIAL GOODS)	15,282,405	9,069,343.50	14,050,000	7,196,620.00
E	CONSTRUCTION				
a.	JULIUS BERGER PLC	101,200	2,833,600	101,200	2,034,120
	TOTAL (CONSTRUCTION)	101,200	2,833,600	101,200	2,034,120
F	SERVICES				
a.	DAAR COMMUNICATIONS PLC	55,000,000	27,500,000.00	55,000,000	24,200,000.00
b.	UNION DIAGNOSTIC & CLINICAL SERVICES PLC	12,000,000	6,000,000.00	12,000,000	3,000,000.00
c.	AT&T GLOBAL INFORMATION SOLUTION PLC	260,000	1,638,000.00	260,000	1,560,000.00
d.	CAPITAL HOTEL	290,349	914,599.35	290,349	145,174.50
	TOTAL (SERVICES)	67,550,349	36,052,599.35	67,550,349	28,905,174.50
a	CONSOLIDATED NOTES	0.00	359,503,627.13	0.00	359,503,627.13
b	PEGASUS INVESTMENT	0.00	22,775,427.02	0.00	22,775,427.02
c	BGL PRIVATE PLACEMENT	40,000,000	20,000,000.00	40,000,000	20,000,000
d	GCN	0.00	229,877,491.13	0.00	182,003,700.75
e	GCN INSTITUTE	0.00	0.00	0.00	47,873,790.38
f	CASH	0.00	0.00	0.00	600.8
	TOTAL (FIXED INVESTMENT INCOME)	40,000,000	632,156,545.28	40,000,000	632,157,145.78
	GRAND TOTAL	4,964,174,062	4,231,738,288.34	5,013,404,017	4,723,294,884.30

STATE FOR THE YEAR ENDED 31ST DECEMBER



FINANCIAL STATEMENTS
OF THE GOVERNMENT OF
BAYELSA STATE OF NIGERIA



NOTES ON FINANCIAL STATEMENTS NO. 8 B

BAYELSA STATE GOVERNMENT UN-QUOTED INVESTMENTS (SHARES/SECURITIES)

S/NO	NAME OF COMPANY	SHARES HELD AS AT	SHARES HELD AS AT	AT COST/MARKET VALUE OF SHARES HELD AS AT	AT COST/MARKET VALUE OF SHARES HELD AS AT
		31/12/2017	31/12/2017	31/12/2018	31/12/2018
1	PORT HARCOURT FLOUR MILLS	18,000,000	36,000,000.00	18,000,000	36,000,000.00
2	RISONPALM LTD	54,000,000	27,000,000.00	54,000,000	27,000,000.00
3	NIGERIA SHIPBUILDERS	283,500	283,500.00	283,500	283,500.00
4	NIGERIA TECHNICAL COMPANY LTD	992,849	992,849.00	992,849	992,849.00
5	EASTERN ENAMEL LTD	108,000	54,000.00	108,000	54,000.00
6	BEWAC AUTHOMOTIVE LTD	132,075	132,075.00	132,075	132,075.00
7	ALUMINIUM TECH. PRODUCT	938,304	469,152.00	938,304	469,152.00
8	URBAN DEVELOPMENT BANK	2,322,581	2,322,580.50	2,322,581	2,322,580.50
9	NIGERIA SUGAR COMPANY	21,806	21,806.10	21,806	21,806.10
10	DELTA RUBBER COMPANY LTD	450,000	450,000.00	450,000	450,000.00
11	CHELSEA HOTEL	0.00	2,108,500,500.00	0.00	2,108,500,500.00
12	LINKAGE ASSURANCE PLC (SECONDARY MKT)	468,437,000	365,380,860.00	468,437,000	337,274,640.00
13	INTRA MOTOR DELISTED BUT NOW REVIVED)	2,700,000	1,350,000.00	2,700,000	1,350,000.00
14	NIGERIA ENGINEERING WORKS LIMITED	0.00	0.00	4,416,964	8,832,184.00
	GRAND TOTAL	548,386,115	2,542,957,322.60	552,803,079	2,523,683,286.60

STATE FOR THE YEAR ENDED 31ST DECEMBER



FINANCIAL STATEMENTS
OF THE GOVERNMENT OF
BAYELSA STATE OF NIGERIA

2018





BAYELSA INT'L AIRPORT

STATE FOR THE YEAR ENDED 31ST DECEMBER



FINANCIAL STATEMENTS
OF THE GOVERNMENT OF
BAYELSA STATE OF NIGERIA



STATE FOR THE YEAR ENDED 31ST DECEMBER



FINANCIAL STATEMENTS
OF THE GOVERNMENT OF
BAYELSA STATE OF NIGERIA



NOTES ON FINANCIAL STATEMENTS NO. 9 A

STATEMENT OF EXTERNAL LOANS AS AT 31ST DECEMBER, 2018


S/ NO	INSTITUTIONS	ORIGINAL LOAN CURRENCY	ORIGINAL LOAN AMOUNT	BALANCE B/FWD (PRINCIPAL)	ADDITIONS	PRINCIPAL REPAYMENT	INTEREST REPAYMENT	BALANCE O/S (PRINCIPAL)	BALANCE O/S (PRINCIPAL)
MULTILATERAL				\$	\$	\$	\$	\$	₦
A	IDA								
1	MSADP III	XDR	1,878,855.92	831,756.17	0.00	142,774.50	0.00	688,981.67	210,828,391.02
2	LEEM	USD	7,109,747.49	7,150,758.74	0.00	158,253.32	53,178.33	6,992,505.42	2,139,706,658.52
3	UBE	USD	5,000,000.00	2,277,844.63	0.00	125,000.00	16,860.89	2,152,844.63	658,770,456.78
4	HSDP 11	XDR	3,600,000.00	2,840,829.67	0.00	140,397.90	0.00	2,700,431.77	826,332,121.62
5	HIV/AIDS PROG.	XDR	900,000.00	1,108,421.60	0.00	54,620.80	0.00	1,053,800.80	322,463,044.80
6	3 rd NAT. FADAMA	XDR	4,818,310.00	6,845,373.02	0.00	211,080.53	0.00	6,634,292.49	2,030,093,501.94
7	SEEFOR	USD	37,740,000.00	23,065,210.31	10,071,898.70	0.00	205,303.78	33,137,109.01	10,139,955,357.06
B	IFAD								
1	COMM. BASED NAT. RESOURCES MGT PROG.	XDR	1,135,000.00	995,843.10	0.00	73,577.17	0.00	922,265.93	282,213,374.58
C	EDF								
1	OIL PALM BELT RURAL DEV.	EUR	4,880,856.82	2,653,142.32	0.00	312,195.33	0.00	2,340,946.99	716,329,778.94
	TOTAL			47,769,179.56	10,071,898.70	1,217,899.55	275,343.00	56,623,178.71	17,326,692,685.26

Note:

The figures are stated in US Dollars and translated at N306.00:\$1.



FINANCIAL STATEMENTS
OF THE GOVERNMENT OF
BAYELSA STATE OF NIGERIA



NOTES ON FINANCIAL STATEMENTS NO. 9 B

STATEMENT OF EXTERNAL LOANS AS AT 31ST DECEMBER, 2018

S/N	INSTITUTION	TOTAL CREDIT	CUM. DRAWDOWN TO DATE	CUM. DRAWDOWN TO DATE	CURRENT DRAWDOWN	UNDRAWN BALANCE
		USD(\$)	(\$)	(₦)	(₦)	(\$)
1.	IDA – SEEFOR	57,940,000.00	42,730,740.08	15,304,335,688.72	2,505,129,118.83	15,209,259.92
2.	HIV/AIDS PROGRAMME DEVELOPMENT PROJECT II	5,000,000.00	2,724,258.58	0.00	0.00	2,275,741.42
	TOTAL	62,940,000.00	45,454,998.66	15,340,335,688.72	2,505,129,118.83	17,485,001.34


NOTE ON THE FINANCIAL STATEMENT NO. 9 C

STATEMENT OF INTERNAL LOANS (COMMERCIAL BANKS) AS AT 31ST DECEMBER, 2018

S/NO	INSTITUTIONS	BAL B/FD (PRINCIPAL)	NEW/ RESTRUCTURED	PRINCIPAL REPAID	INTEREST REPAID AND OTHER FEES	BALANCE OUTSTANDING (PRINCIPAL)
		₦	₦	₦	₦	₦
1	STERLING BANK PLC	16,428,121,766.56	0.00	3,441,414,278.16	4,084,777,108.08	12,986,707,488.40
	TOTAL	16,428,121,766.56	0.00	3,441,414,278.16	4,084,777,108.08	12,986,707,488.40



FINANCIAL STATEMENTS
OF THE GOVERNMENT OF
BAYELSA STATE OF NIGERIA



NOTE ON THE FINANCIAL STATEMENT NO. 9 D

STATEMENT OF INTERNAL LOANS (STATE BOND) AS AT 31ST DECEMBER, 2018

S/NO	INSTITUTIONS	BAL B/FD (PRINCIPAL) ₦	PRINCIPAL REPAYMENT ₦	COUPON & OTHER FEES PAID ₦	BALANCE OUTSTANDING (PRINCIPAL) ₦	AMOUNT IN BOND SINKING FUND ₦
	BYSG N50B 16.50% FIXED RATE 7 YEAR BOND ISSUE 2010/2019	6,332,989,308.37	4,052,614,972.75	884,395,463.85	2,280,374,335.61	841,399,000.00

NOTE: The total deductions to the sinking fund from the statutory allocation as at 31st December, 2018 is N5,058,559,958.64. This represents twelve equal installments of N421,546,663.22. Inclusive in the total deduction to sinking fund is the monthly repayment of principal, coupon and other charges.


NOTE ON THE FINANCIAL STATEMENT NO. 9 E

STATEMENT OF INTERNAL LOAN S (FGN) AS AT 31ST DECEMBER, 2018

S/NO	INSTITUTIONS	ORIGINAL LOAN ₦	BAL B/FD (PRINCIPAL) ₦	ADDITIONS/ RESTRUCTURED ₦	PRINCIPAL REPAYED ₦	INTEREST REPAYED AND OTHER FEES ₦	BALANCE OUTSTANDING (PRINCIPAL) ₦
1	FGN BOND	46,236,914,044.11	41,300,040,891.25	0.00	2,965,276,679.35	5,928,605,550.39	38,334,764,211.89
2	FGN ECA	10,000,000,000.00	8,768,964,414.49	0.00	761,818,831.91	758,290,453.10	8,007,145,582.58
3	LOCAL GOVT SALARY BAILOUT	1,285,092,649.00	1,134,662,214.79	0.00	97,171,988.16	98,176,138.62	1,037,490,226.63
	TOTAL		51,203,667,520.53	0.00	3,824,267,499.42	6,785,072,142.11	47,379,400,021.10



FINANCIAL STATEMENTS
OF THE GOVERNMENT OF
BAYELSA STATE OF NIGERIA



NOTES ON THE FINANCIAL STATEMENTS **NO. 10 A**

STATEMENT OF CASH AND BANK BALANCES AS AT 31ST DECEMBER, 2018

S/N		CASH ₦	BANK ₦	TOTAL ₦
1	TREASURY	339,755,074.74	4,577,951,607.19	4,917,706,681.93
2	MDAs	4,220,533.23	4,057,665,141.85	4,061,885,675.08
	TOTAL	343,975,607.97	8,635,616,749.04	8,979,592,357.01

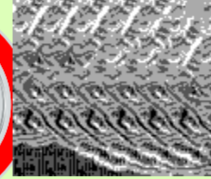
₦8,979,592,357.01 EIGHT BILLION, NINE HUNDRED AND SEVENTY NINE MILLION, FIVE HUNDRED AND NINETY TWO THOUSAND, THREE HUNDRED AND FIFTY SEVEN NAIRA ONLY).

The above represents **Cash and its equivalents** as at 31st December, 2018.

The domiciliary accounts are translated as follows: **USD1:₦306.00 and GBP1:₦413.60.**



FINANCIAL STATEMENTS
OF THE GOVERNMENT OF
BAYELSA STATE OF NIGERIA



NOTES ON THE FINANCIAL STATEMENTS NO. 10 B


**STATEMENT OF CASH AND BANK BALANCES FOR
YEAR ENDED DECEMBER, 2018 (MDA BY MDA)**

S/NO	MDA's	CASH BALANCE	BANK BALANCE	TOTAL	REMARK
A	ADMINISTRATIVE				
1.	GOVERNMENT HOUSE	0.00	510,597.03	510,597.03	
2.	GOVERNMENT CLINIC	2,098,600.00	330,617.05	2,429,217.05	
3.	OFFICE OF THE DEPUTY GOV.	0.00	1,517,285.59	1,517,285.59	
4.	SA POLITICAL	0.00	122,006,445.23	122,006,445.23	
5.	SA TREASURY AND ACCOUNTS	0.00	1,271,077.14	1,271,077.14	

STATE FOR THE YEAR ENDED 31ST DECEMBER



FINANCIAL STATEMENTS
OF THE GOVERNMENT OF
BAYELSA STATE OF NIGERIA




NOTES ON THE FINANCIAL STATEMENTS NO. 10 B

**STATEMENT OF CASH AND BANK BALANCES FOR
YEAR ENDED DECEMBER, 2018 (MDA BY MDA)**

S/NO	MDA's	CASH BALANCE	BANK BALANCE	TOTAL	REMARK
6.	MINISTRY OF EMPOWERMENT & SOCIAL DEV.	200.00	65,983.11	66,183.11	
7.	DUE PROCESS BUREAU	0.00	87,205.91	87,205.91	
8.	SECRETARY TO STATE GOVT.(SSG)	2,002,900.00	21,950,452.78	23,953,352.78	
9.	GOVT PRINTING PRESS	0.00	43,606.97	43,606.97	
10.	BAYELSA LIAISON OFFICE ABUJA	0.00	1,104.01	1,104.01	
11.	TEACHERS TRAINING REG.& DEV. BOARD	0.00	14,961.09	14,961.09	
12.	STATE ACTION COMMITTEE ON AIDS(SACA)	0.00	5,137.24	5,137.24	
13.	STATE PENSION BOARD	0.00	94,608,251.38	94,608,251.38	
14.	PILGRIMS WELFARE BOARD	0.00	2,170,945.59	2,170,945.59	
15.	MINISTRY OF SPECIAL PROJECTS	0.00	261,480.30	261,480.30	
16.	BAYELSA PROG. MONITORING COMMITTEE	0.00	172,444.08	172,444.08	
17.	BYS EDUCATION TRUST FUND BOARD	0.00	976,892,236.51	976,892,236.51	



FINANCIAL STATEMENTS
OF THE GOVERNMENT OF
BAYELSA STATE OF NIGERIA



NOTES ON THE FINANCIAL STATEMENTS NO. 10 B

**STATEMENT OF CASH AND BANK BALANCES FOR
YEAR ENDED DECEMBER, 2018 (MDA BY MDA)**

S/NO	MDA's	CASH BALANCE	BANK BALANCE	TOTAL	REMARK
18.	BAYELSA STATE HOUSE OF ASSEMBLY	0.00	38,521,118.68	38,521,118.68	
19.	BAYELSA SIEC COMMISSION	0.00	16,245,773.77	16,245,773.77	
20.	NIGER DELTA TELEVISION AUTHORITY	0.00	23,521.05	23,521.05	
21.	BYS BROADCASTING CORPORATION	0.00	79,576.73	79,576.73	
22.	MINISTRY OF INFORMATION & ORIENT.	0.00	33,792,576.98	33,792,576.98	
23.	BYS NEWSPAPER CORPORATION	0.00	24,751.84	24,751.84	
24.	BAYELSA STATE FIRE SERVICE	0.00	757,152.19	757,152.19	
25.	HEAD OF SERVICE	0.00	123,160.37	123,160.37	
26.	ESTAB. TRAINING & PENSION BUREAU	0.00	576,906.25	576,906.25	
27.	OFFICE OF THE AUDITOR GEN-STATE	0.00	113,884.93	113,884.93	
28.	OFFICE OF THE AUDITOR GEN-LG	50,133.23	44,354.79	94,488.02	
29.	CIVIL SERVICE COMMISSION	0.00	584,713.68	584,713.68	
30.	BAYELSA LIASON OFFICE PH	0.00	9,994.70	9,994.70	

STATE FOR THE YEAR ENDED 31ST DECEMBER



FINANCIAL STATEMENTS
OF THE GOVERNMENT OF
BAYELSA STATE OF NIGERIA



NOTES ON THE FINANCIAL STATEMENTS NO. 10 B

**STATEMENT OF CASH AND BANK BALANCES FOR
YEAR ENDED DECEMBER, 2018 (MDA BY MDA)**

S/NO	MDA's	CASH BALANCE	BANK BALANCE	TOTAL	REMARK
	SUB TOTAL(ADMINISTRATIVE)	2,148,733.23	1,312,807,316.97	1,314,956,050.20	
B	ECONOMIC				
1.	MINISTRY OF AGRICULTURE	0.00	1,264,883.61	1,264,883.61	
2.	AGRICULTURAL DEVELOPMENT PROG.	0.00	1,697,787.88	1,697,787.88	
3.	MINISTRY OF FINANCE	0.00	261,638.50	261,638.50	
4.	DEBT MANAGEMENT OFFICE	0.00	473.78	473.78	
5.	STATE BUDGET OFFICE	0.00	306,849.80	306,849.80	
6.	OVERHEAD (TREASURY)	0.00	26,182.91	26,182.91	
7.	OFFICE OF THE ACCOUNTANT GENERAL	339,755,074.74	4,577,977,790.10	4,917,732,864.84	
8.	MINISTRY OF FINANCE INCORPORATED	0.00	638,878,754.92	638,878,754.92	
9.	BOARD OF INTERNAL REVENUE	0.00	109,328,567.43	109,328,567.43	
10.	MINISTRY OF TRADE INDUSTRY & INV.	0.00	1,141,434.97	1,141,434.97	

STATE FOR THE YEAR ENDED 31ST DECEMBER



FINANCIAL STATEMENTS
OF THE GOVERNMENT OF
BAYELSA STATE OF NIGERIA



NOTES ON THE FINANCIAL STATEMENTS NO. 10 B

**STATEMENT OF CASH AND BANK BALANCES FOR
YEAR ENDED DECEMBER, 2018 (MDA BY MDA)**

S/NO	MDA's	CASH BALANCE	BANK BALANCE	TOTAL	REMARK
11.	BYS INVESTMENT PROMOTION BUREAU	0.00	30,473.33	30,473.33	
12.	SPECIAL MATTERS COURT (EDUCATION)	0.00	22,210.75	22,210.75	
13.	BAYELSA INT. INSTUTE OF TOURISM & HOSPITALITY	0.00	6,074,319.75	6,074,319.75	
14.	SKILLS ACQUISITION & TRAINNING	0.00	788,505.27	788,505.27	
15.	MINISTRY OF SCIENCE TECHNOLOGY & MANPOWER DEV.	0.00	132,293.67	132,293.67	
16.	MINISTRY OF TRANSPORT	0.00	7,857,241.34	7,857,241.34	
17.	BAYELSA TRANSPORT COMPANY	0.00	111,780.72	111,780.72	
18.	MINISTRY OF POWER (ENERGY)	0.00	249375.20	249375.20	
19.	MINISTRY OF WORKS & INFRASTRUCTURE	0.00	704,861,962.42	704,861,962.42	
20.	OFFICE OF THE SURVEYOR GENERAL	0.00	3,849.25	3,849.25	
21.	MINISTRY OF TOURISM DEVELOPMENT	0.00	386,361.45	386,361.45	



FINANCIAL STATEMENTS
OF THE GOVERNMENT OF
BAYELSA STATE OF NIGERIA



NOTES ON THE FINANCIAL STATEMENTS NO. 10 B

**STATEMENT OF CASH AND BANK BALANCES FOR
YEAR ENDED DECEMBER, 2018 (MDA BY MDA)**

S/NO	MDA's	CASH BALANCE	BANK BALANCE	TOTAL	REMARK
22.	MUMEUMS & MONUMENTS	0.00	228,809.93	228,809.93	
23.	COUNCIL OF ARTS & CULTURE	0.00	7,773,895.07	7,773,895.07	
24.	PARKS & GARDEN	0.00	128,320.74	128,320.74	
25.	MINISTRY OF WATER RESOURCES	0.00	67,113.49	67,113.49	
26.	BYS WATER BOARD	0.00	26,755.10	26,755.10	
27.	MINISTRY OF HOUSING & URBAN DEV.	0.00	25,813,756.21	25,813,756.21	
28.	BYS HOUSING & PROPERTY DEV.	0.00	681,562.59	681,562.59	
29.	BYS CAPITAL CITY DEV. AUTHORITY	0.00	26,918.86	26,918.86	
30.	MINISTRY OF LANDS & SURVEY	0.00	31,388,615.03	31,388,615.03	
31.	BAYELSA GEOGRAPHICAL INFO. SYSTEMS	0.00	1,218,712.03	1,218,712.03	
32.	SUSTAINABLE DEVELOPMENT GOAL	0.00	47,225.58	47,225.58	
33.	PLANNING DEPARTMENT(MOF & BUDGET)	0.00	2,620.47	2,620.47	



FINANCIAL STATEMENTS
OF THE GOVERNMENT OF
BAYELSA STATE OF NIGERIA



NOTES ON THE FINANCIAL STATEMENTS NO. 10 B

**STATEMENT OF CASH AND BANK BALANCES FOR
YEAR ENDED DECEMBER, 2018 (MDA BY MDA)**

S/NO	MDA's	CASH BALANCE	BANK BALANCE	TOTAL	REMARK
34.	MINISTRY OF BUDGET & ECONOMIC PLANNING.	0.00	2,207,400.85	2,207,400.85	
	SUB TOTAL(ECONOMIC)	339,755,074.74	6,112,240,547.93	6,451,995,622.67	
C	LAW & JUSTICE				
1.	JUDICIAL SERVICE COMMISSION	0.00	572,436.63	572,436.63	
2.	MINISTRY OF JUSTICE	0.00	24,732,003.64	24,732,003.64	
3.	JUDICIARY	0.00	61,229,614.09	61,229,614.09	
4.	CUSTOMARY COURT OF APPEAL	0.00	778,123.06	778,123.06	
	SUB TOTAL(LAW & JUSTICE)	0.00	87,312,177.42	87,312,177.42	
D	REGIONAL DEVELOPMENT				
1.	MINISTRY OF SPECIAL DUTIES(CENTRAL)	0.00	7,480.97	7,480.97	
2.	MINISTRY OF SPECIAL DUTIES(EAST)	0.00	31,631.82	31,631.82	
3.	MINISTRY OF SPECIAL DUTIES(WEST)	0.00	47,594.61	47,594.61	

STATE FOR THE YEAR ENDED 31ST DECEMBER



FINANCIAL STATEMENTS
OF THE GOVERNMENT OF
BAYELSA STATE OF NIGERIA



NOTES ON THE FINANCIAL STATEMENTS NO. 10 B

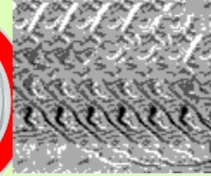
**STATEMENT OF CASH AND BANK BALANCES FOR
YEAR ENDED DECEMBER, 2018 (MDA BY MDA)**

S/NO	MDA's	CASH BALANCE	BANK BALANCE	TOTAL	REMARK
	SUB TOTAL(REGIONAL DEVELOPMENT)	0.00	86,707.40	86,707.40	
E	SOCIAL				
1.	MINISTRY OF YOUTH DEVELOPMENT	0.00	99,424.74	99,424.74	
2.	MINISTRY OF WOMEN AND CHILDREN AFFAIRS	0.00	194,138.93	194,138.93	
3.	MIN OF COMM DEV. AND CHIEF. AFFAIRS	0.00	168,772.45	168,772.45	
4.	MINISTRY OF CULTURE AND IJAW AFFAIRS	0.00	6,194,090.65	6,194,090.65	
5.	TRADITIONAL RULERS COUNCIL	0.00	9,423,689.91	9,423,689.91	
6.	BYS UNIVERSAL BASIC EDUCATION	0.00	219,465,536.66	219,465,536.66	
7.	BYS LIBRARY BOARD	0.00	18,130.29	18,130.29	
8.	UNIVERSITY OF AFRICA	0.00	206,883,722.04	206,883,722.04	
9.	IJAW NATIONAL ACADEMY	0.00	1,053,101.42	1,053,101.42	
10.	BYS COLLEGE OF ARTS & SCIENCE	0.00	70,329,603.73	70,329,603.73	
11.	ISAAC JASPER BORO COLLEGE OF EDUCATION	0.00	6,088,157.19	6,088,157.19	
12.	BAYELSA MICROFINANCE & ENT DEV.	0.00	16,087,861.08	16,087,861.08	

STATE FOR THE YEAR ENDED 31ST DECEMBER



FINANCIAL STATEMENTS
OF THE GOVERNMENT OF
BAYELSA STATE OF NIGERIA



NOTES ON THE FINANCIAL STATEMENTS NO. 10 B

**STATEMENT OF CASH AND BANK BALANCES FOR
YEAR ENDED DECEMBER, 2018 (MDA BY MDA)**

S/NO	MDA's	CASH BALANCE	BANK BALANCE	TOTAL	REMARK
13.	OFFICE OF THE CHIEF ECONOMIC ADVISER	0.00	187,913.87	187,913.87	
14.	BAYELSA HEALTH INSUR SERVICE SCHEME	0.00	170,617,555.06	170,617,555.06	
15.	BAYELSA SCHOLARSHIP BOARD	0.00	65,901.75	65,901.75	
16.	NIGER DELTA UNIVERSITY	0.00	20,577,008.09	20,577,008.09	
17.	BYS SECONDARY SCHOOL BOARD	0.00	204,863,441.04	204,863,441.04	
18.	BYS INTL INSTITUTE OF TOURISM & HOSPITALITY	0.00	6,074,319.75	6,074,319.75	
19.	MINISTRY OF HEALTH	0.00	6,997,652.22	6,997,652.22	
20.	NIGER DELTA UNIVERSITY TECHING HOSPITAL	68,700.00	1,291,160.13	1,359,860.13	
21.	HOSPITAL MANAGEMENT BOARD	0.00	4,436,598.63	4,436,598.63	
22.	SCHOOL OF NURSING & MIDWIFERY	0.00	85,001.14	85,001.14	
23.	BYS COLLEGE OF HEALTH TECHNOLOGY	0.00	7,896,886.11	7,896,886.11	

STATE FOR THE YEAR ENDED 31ST DECEMBER



FINANCIAL STATEMENTS
OF THE GOVERNMENT OF
BAYELSA STATE OF NIGERIA



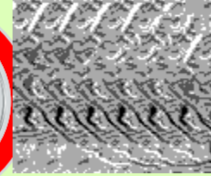
NOTES ON THE FINANCIAL STATEMENTS NO. 10 B

**STATEMENT OF CASH AND BANK BALANCES FOR
YEAR ENDED DECEMBER, 2018 (MDA BY MDA)**

S/NO	MDA's	CASH BALANCE	BANK BALANCE	TOTAL	REMARK
24.	MINISTRY OF ENVIRONMENT	0.00	579,726.58	579,726.58	
25.	MINISTRY OF EDUCATION	0.00	120,460,629.09	120,460,629.09	
26.	ENVIRONMENTAL SANITATION AUTHORITY	0.00	4,582,718.84	4,582,718.84	
27.	MINISTRY OF LOCAL GOVERNMENT	0.00	583,532.63	583,532.63	
28.	MASS EDUCATION	0.00	8,834.11	8,834.11	
29.	BAYELSA SPORTS COUNCIL	0.00	26,420,873.21	26,420,873.21	
30.	BAYELSA QUEENS FOOTBALL CLUB	0.00	5,785,201.35	5,785,201.35	
31.	BAYELSA UNITED FOOTBALL CLUB	0.00	639,363.79	639,363.79	
32.	MINISTRY OF SPORTS DEVELOPMENT	0.00	1,881,897.18	1,881,897.18	
	SUB TOTAL(SOCIAL)	68,700.00	1,120,042,443.66	1,120,111,143.66	
	GRAND TOTAL	343,975,607.97	8,635,616,749.04	8,979,592,357.01	



FINANCIAL STATEMENTS
OF THE GOVERNMENT OF
BAYELSA STATE OF NIGERIA



NOTES ON FINANCIAL STATEMENTS NO. 11


STATEMENT OF LIABILITIES AS AT 31ST DECEMBER, 2018

S/N	DETAILS	YEAR 2018	YEAR 2017
		₦	₦
1	GRATUITY DUE	25,286,866,139.20	19,386,330,762.96
2	OUTSTANDING CONTRACTORS LIABILITIES	8,408,850,194.53	12,408,850,194.53
3	PENDING LITIGATIONS	0.00	0.00
4	BANK GUARANTEE (CARDINAL RESOURCES)	0.00	0.00
	TOTAL CONTIGENT LIABILITIES	33,695,716,333.73	31,795,180,957.49

STATE FOR THE YEAR ENDED 31ST DECEMBER



FINANCIAL STATEMENTS
OF THE GOVERNMENT OF
BAYELSA STATE OF NIGERIA




NOTES ON THE FINANCIAL STATEMENTS NO.12 A

**SCHEDULE OF DETAILED GOVERNMENT EXPENDITURE BY MAIN
FUNCTION FOR THE YEAR ENDED 31 DECEMBER, 2018**

CODE	DESCRIPTION	NOTE	ACTUAL YEAR 2017(N)	FINAL BUDGET 2017 (N)	INITIAL/ ORIGINAL BUDGET 2017 (N)	SUPPLEMENTARY BUDGET 2017	VARIANCE ON FINAL BUDGET % ACHIEVED	ACTUAL 2016 (N)
701	GENERAL PUBLIC SERVICES	1	27,464,216,584.81	27,615,438,484.78	27,615,438,484.78	0.00	17	10,506,184,011.50
	DEFENSE	2	0.00	0.00	0.00	0.00	0.00	0.00
703	PUBLIC ORDER AND SAFETY	3	5,749,176,005.09	6,749,176,005.09	6,749,176,005.09	0.00	49	1,219,113,805.11
704	ECONOMIC AFFAIRS	4	112,639,906,953.18	113,275,825,588.61	113,275,825,588.61	0.00	20	60,975,513,244.07
705	ENVIRONMENTAL PROTECTION	5	36,618,955.45	340,646,165.53	340,646,165.53	0.00	98	19,822,988.70
706	HOUSING AND COMMUNITY DEVELOPMENT	6	2,252,065,759.95	6,691,667,370.19	6,691,667,370.19	0.00	93	3,112,209,226.05
707	HEALTH	7	4,028,085,099.11	4,717,076,998.66	4,717,076,998.66	0.00	62	2,180,528,757.10
708	RECREATION, CULTURE AND RELIGION	8	8,971,644,084.37	9,839,481,277.98	9,839,481,277.98	0.00	-27	4,856,632,231.73
709	EDUCATION	9	19,408,046,386.60	19,990,712,273.94	19,990,712,273.94	0.00	17	14,867,241,525.70
710	SOCIAL PROTECTION	10	2,545,017,403.53	3,168,579,673.23	3,168,579,673.23	0.00	67	1,377,697,714.71
	TOTAL EXPENDITURE		183,094,777,232.09	192,388,603,838.00	192,388,603,838.00	0.00	25	99,114,943,504.67
	NOTE 1 - GENERAL PUBLIC SERVICES	1						
	RECURRENT EXPENDITURE		25,924,216,584.81	27,191,076,250.66	27,191,076,250.66	0.00	16	10,281,821,777.38
	CAPITAL EXPENDITURE		1,540,000,000.00	424,362,234.12	424,362,234.12	0.00	47	224,362,234.12
	SUB-TOTAL		27,464,216,584.81	27,615,438,484.78	27,615,438,484.78	0.00	16	10,506,184,011.50
	NOTE 2 - DEFENCE							
	RECURRENT EXPENDITURE		0.00	0.00	0.00	0.00	0.00	0.00
	CAPITAL EXPENDITURE		0.00	0.00	0.00	0.00	0.00	0.00
	SUB-TOTAL		0.00	0.00	0.00	0.00	0.00	0.00



FINANCIAL STATEMENTS
OF THE GOVERNMENT OF
BAYELSA STATE OF NIGERIA



NOTES ON THE FINANCIAL STATEMENTS NO.12 A


**SCHEDULE OF DETAILED GOVERNMENT EXPENDITURE BY MAIN
FUNCTION FOR THE YEAR ENDED 31 DECEMBER, 2018**

CODE	DESCRIPTION	NOTE	ACTUAL YEAR 2017(N)	FINAL BUDGET 2017 (N)	INITIAL/ ORIGINAL BUDGET 2017 (N)	SUPPLEMENTARY BUDGET 2017	VARIANCE ON FINAL BUDGET % ACHIEVED	ACTUAL 2016 (N)
	NOTE 3 - PUBLIC ORDER AND SAFETY	3						
	RECURRENT EXPENDITURE		5,599,601,182.34	6,215,176,005.09	6,215,176,005.09	0.00	43	1,069,538,982.37
	CAPITAL EXPENDITURE		149,574,822.74	534,000,000.00	534,000,000.00	0.00	71	149,574,822.74
	SUB-TOTAL		5,749,176,005.09	6,749,176,005.09	6,749,176,005.09	0.00	50	1,219,113,805.11
	NOTE 4 - ECONOMIC AFFAIRS	4						
	RECURRENT EXPENDITURE		78,661,673,938.67	79,049,955,782.87	79,049,955,782.87	0.00	32	28,625,265,544.44
	CAPITAL EXPENDITURE		33,978,233,014.51	34,225,869,805.74	34,225,869,805.74	0.00	5	32,350,247,699.63
	SUB-TOTAL		112,639,906,953.18	113,275,825,588.61	113,275,825,588.61	0.00	20	60,975,513,244.07
	NOTE 5 - ENVIRONMENTAL PROTECTION	5						
	RECURRENT EXPENDITURE		36,618,955.45	340,646,165.53	340,646,165.53	0.00	95	19,822,988.70
	CAPITAL EXPENDITURE		0.00	0.00	0.00	0.00	100	0
	SUB-TOTAL		36,618,955.45	340,646,165.53	340,646,165.53	0.00	98	19,822,988.70
	NOTE 6 - HOUSING AND COMMUNITY DEVELOPMENT	6						
	RECURRENT EXPENDITURE		1,935,629,447.91	2,732,190,692.70	2,732,190,692.70	0.00	93	186,732,553.56
	CAPITAL EXPENDITURE		316,436,312.04	3,959,476,677.49	3,959,476,677.49	0.00	26	2,925,476,672.49
	SUB-TOTAL		2,252,065,759.95	6,691,667,370.19	6,691,667,370.19	0.00	95	3,112,209,226.05

STATE FOR THE YEAR ENDED 31ST DECEMBER



FINANCIAL STATEMENTS
OF THE GOVERNMENT OF
BAYELSA STATE OF NIGERIA



NOTES ON THE FINANCIAL STATEMENTS NO.12 A


**SCHEDULE OF DETAILED GOVERNMENT EXPENDITURE BY MAIN
FUNCTION FOR THE YEAR ENDED 31 DECEMBER, 2018**

CODE	DESCRIPTION	NOTE	ACTUAL YEAR 2017(N)	FINAL BUDGET 2017 (N)	INITIAL/ ORIGINAL BUDGET 2017 (N)	SUPPLEMENTARY BUDGET 2017	VARIANCE ON FINAL BUDGET % ACHIEVED	ACTUAL 2016 (N)
	NOTE 7 - HEALTH	7						
	RECURRENT EXPENDITURE		3,026,446,459.23	1,785,432,842.70	1,785,432,842.70	0.00	88	348,884,601.14
	CAPITAL EXPENDITURE		1,001,638,639.88	2,931,644,155.96	2,931,644,155.96	0.00	38	1,831,644,155.96
	SUB-TOTAL		4,028,085,099.11	4,717,076,998.66	4,717,076,998.66	0.00	62	2,180,528,757.10
	NOTE 8 - RECREATION, CULTURE & RELIGION	8						
	RECURRENT EXPENDITURE		6,462,876,364.37	6,338,713,557.98	6,338,713,557.98	0.00	-593	2,347,855,511.73
	CAPITAL EXPENDITURE		2,508,767,720.00	3,500,767,720.00	3,500,767,720.00	0.00	28	2,508,767,720.00
	SUB-TOTAL		8,971,644,084.37	9,839,481,277.98	9,839,481,277.98	0.00	-27	4,856,623,231.73
	NOTE 9 – EDUCATION	9						
	RECURRENT EXPENDITURE		13,429,277,992.15	9,256,332,867.25	9,256,332,867.25	0.00	30	5,054,862,118.74
	CAPITAL EXPENDITURE		5,978,768,394.45	10,734,379,406.69	10,734,379,406.69	0.00	9	9,812,379,406.96
	SUB-TOTAL		19,408,046,386.60	19,990,712,273.94	19,990,712,273.94	0.00	17	14,867,241,525.70
	NOTE 10 - SOCIAL PROTECTION	10						
	RECURRENT EXPENDITURE		2,489,195,867.35	3,098,579,673.23	3,098,579,673.23	0.00	68	1,321,876,178.53
	CAPITAL EXPENDITURE		55,821,536.18	70,000,000.00	70,000,000.00	0.00	20	55,821,536.18
	SUB-TOTAL		2,545,017,403.53	3,168,579,673.23	3,168,579,673.23	0.00	67	1,377,697,714.71
	GRAND TOTAL		183,094,777,232.09	192,388,603,838.00	192,388,603,838.00	0.00	24	99,114,934,504.67

STATE FOR THE YEAR ENDED 31ST DECEMBER



FINANCIAL STATEMENTS
OF THE GOVERNMENT OF
BAYELSA STATE OF NIGERIA



BAYELSA STATE GOVERNMENT
(LOCAL GOVERNMENT PROJECTS 2018) **NO.12 B**

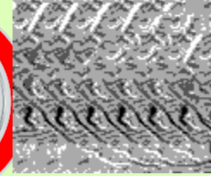
SCHEDULE OF DETAILED CAPITAL EXPENDITURE
BY PROJECT LOCATION AND SENATORIAL DISTRICT 2018

CODE	LOCATION DESCRIPTION	NOTE	ACTUAL 2018	FINAL BUDGET YEAR 2018	INITIAL / ORIGINAL BUDGET 2018	SUPPLEMENTARY BUDGET 2018	VARIANCE ON FINAL BDDGET % ACHIEVED	ACTUAL 2017
50610	CENTRAL SENATORIAL DISTRICT							
50610300	KOLOKUMA/OPOKUMA		570,333,000.00	0.00	0.00	0.00	(100)	570,333,000.00
50610700	SOUTHERN IJAW		1,093,813,000.00	0.00	0.00	0.00	(100)	1,093,813,000.00
50610800	YENAGOA		42,713,162,245.36	0.00	0.00	0.00	(100)	40,487,337,359.45
	SUB-TOTAL 1		44,377,308,245.36	0.00	0.00	0.00	(100)	42,151,483,359.45
50620	EAST SENATORIAL DISTRICT							
50620100	BRASS		413,889,534.88	0.00	0.00	0.00	(100)	413,889,534.88
50620400	NEMBE		388,816,812.65	0.00	0.00	0.00	(100)	388,816,812.65
50620500	OGBIA		478,550,000.00	0.00	0.00	0.00	(100)	478,550,000.00
	SUB-TOTAL 2		1,281,256,347.53	0.00	0.00	0.00	(100)	1,281,256,347.53
50630	WEST SENATORIAL DISTRICT							
50630200	EKEREMOR		1,151,222,534.88	0.00	0.00	0.00	(100)	1,151,222,534.88
50630600	SAGBAMA		945,278,197.94	0.00	0.00	0.00	(100)	945,278,197.94
	SUB-TOTAL 3		2,096,500,732.82	0.00	0.00	0.00	(100)	2,096,500,732.82
	GRAND TOTAL		47,755,065,325.71	0.00	0.00	0.00	(100)	45,529,240,439.80

STATE FOR THE YEAR ENDED 31ST DECEMBER



FINANCIAL STATEMENTS
OF THE GOVERNMENT OF
BAYELSA STATE OF NIGERIA




LOCATION DESCRIPTION	NOTE	ACTUAL 2018	FINAL BUDGET 2018	INITIAL / ORIGINAL BUDGET 2018	SUPPLE MENTARY BUDGET 2018	VARIANCE OF FINAL BUDGET % ACHIEVED	ACTUAL 2017
NOTE 1 - KOLOKUMA/OPOKUMA	1						
LIST OF PROJECT							
PAYMENT IRO COMPLETION OF THE GENERAL HOSPITAL AT KAIAMA TOWN THROUGH DIRECT LABOUR	1	64,000,000.00	0.00	0.00	0.00	(100)	
PAYMENT IRO PAVILION IN ODITOWN BY ANGENAT AND ENTERPRISE	2	28,000,000.00	0.00	0.00	0.00	(100)	
PAYMENT IRO CONSTRUCTION OF WORKS AT THE SPORTS ACADEMY, ASOAMA	3	10,000,000.00	0.00	0.00	0.00	(100)	
PAYMENT IRO SALARIES AND OTHER EXPENSES FOR THE CONSULTANT OF THE STATE SPORTS ACADEMY, ASOAMA FOR DEC. 2017 AND FEB. 2017	4	6,500,000.00	0.00	0.00	0.00	(100)	
PAYMENT IRO PROVISION OF POWER SUPPLY TO IJAW NATIONAL ACADEMY KAIAMA THROUGH DIRECT LABOUR	5	50,000,000.00	0.00	0.00	0.00	(100)	
PAYMENT IRO ESTABLISHMENT OF ICT CENTRE IN IJAW NATIONAL ACADEMY, KAIAMA, KOLOKUMA/OPOKUMA LGA	6	50,000,000.00	0.00	0.00	0.00	(100)	
IN RESPECT OF CONSTRUCTION OF PAVILION IN ODI TOWN BY ANGENAT AND ENTERPRISE	7	15,000,000.00	0.00	0.00	0.00	(100)	
PAYMENT IRO PROCUREMENT OF BEDS AND OTHER FACILITIES FROM NIGERIA ENGINEERING WORKS (NEW) FOR SPORTS ACADEMY, ASOAMA	8	70,000,000.00	0.00	0.00	0.00	(100)	
CONSRTUCTION OF 2NO CONSTITUENCY PROJECTS AT 60,250,000	9	120,500,000.00	0.00	0.00	0.00	(100)	
FEEDING AND LOGISTICS FOR IZON NATIONAL ACADEMY FOR THE MONTH OF MAY 2017	10	25,000,000.00	0.00	0.00	0.00	(100)	
PAYMENT IRO PURCHASE OF 39KVA GENERATOR FOR IJAW NATIONAL ACADEMY	11	6,000,000.00	0.00	0.00	0.00	(100)	

STATE FOR THE YEAR ENDED 31ST DECEMBER



FINANCIAL STATEMENTS
OF THE GOVERNMENT OF
BAYELSA STATE OF NIGERIA




LOCATION DESCRIPTION	NOTE	ACTUAL 2018	FINAL BUDGET 2018	INITIAL / ORIGINAL BUDGET 2018	SUPPLE MENTARY BUDGET 2018	VARIANCE OF FINAL BUDGET % ACHIEVED	ACTUAL 2017
CONSTRUCTION OF STANDARD RETICULATION FOR BAYELSA SPORTS ACADEMY	12	35,000,000.00	0.00	0.00	0.00	(100)	
CONSTRUCTION OF KAIAMA REFERRAL HOSPITAL	13	10,333,000.00	0.00	0.00	0.00	(100)	
CONSTITUENCY PROJECTS	14	60,000,000.00	0.00	0.00	0.00	(100)	
SUB-TOTAL		570,333,000.00	0.00	0.00	0.00	(100)	
NOTE 2 - SOUTHERN IJAW	2						
LIST OF PROJECT							
8% TAX DEDUCTION ON 56,000,000.00 PAYMENT IRO COMPLETION OF THE GENERAL HOSPITAL AT OPOROMA TOWN THROUGH DIRECT LABOUR	1	4,480,000.00	0.00	0.00	0.00	(100)	
PAYMENT IRO BALANCE AND VARIATION FOR THE RENOVATION OF COMMUNITY SECONDARY SCHOOL OSSIAMA, SALGA AGAJAME ENTERPRISES	2	10,000,000.00	0.00	0.00	0.00	(100)	
PAYMENT IRO CONSTRUCTION OF INTERNAL ROAD IN KOROKOROSEI, SILGA BY ELOGHE EBIEMI ENTERPRISE	3	20,000,000.00	0.00	0.00	0.00	(100)	
PAYMENT IRO CONSTRUCTION OF MODEL STAFF NURSARY /PRIMARY SCHOOL (12) CLASSROOMN, ICT HALL, LABORATORH,SICKBAY, LIBRARY,OFFICES/TOILETS AT NDU AMASSOMA BY KALAYE ENTERPRISES	4	25,000,000.00	0.00	0.00	0.00	(100)	
CONSTRUCTION OF DINNING HALLS, KITCHEN AT MODEL SCHOOL KOROKOROSEI AND COMMUNITY SEC. SCHOOL, UKUBIE BY EBIYUYA NIG. LTD	5	7,000,000.00	0.00	0.00	0.00	(100)	

STATE FOR THE YEAR ENDED 31ST DECEMBER



FINANCIAL STATEMENTS
OF THE GOVERNMENT OF
BAYELSA STATE OF NIGERIA




LOCATION DESCRIPTION	NOTE	ACTUAL 2018	FINAL BUDGET 2018	INITIAL / ORIGINAL BUDGET 2018	SUPPLEMENTARY BUDGET 2018	VARIANCE OF FINAL BUDGET % ACHIEVED	ACTUAL 2017
IRO CONSTRUCTION OF DINNING HALL / KITCHEN AT MODEL SECONDARY SCHOOL, KOROKOROSEI BY EBİYUYA NIG. LTD	6	33,000,000.00	0.00	0.00	0.00	(100)	
CONSTRUCTION OF 4NO CONSTITUENCY PROJECTS AT 60,250,000 EACH	7	241,000,000.00	0.00	0.00	0.00	(100)	
CONSTRUCTION OF SENATE BUILDING IN NIGER DELTA UNIVERSITY BY A&K CONSTRUCTION LTD	8	500,000,000.00	0.00	0.00	0.00	(100)	
CONSTRUCTION OF SPECTATORS 'PAVILON FOR MINI SORTS STADIUM AT OPOROMA IN SILGA	9	50,000,000.00	0.00	0.00	0.00	(100)	
CONSTRUCTION OF OPOROMA REFERRAL HOSPITAL	10	10,333,000.00	0.00	0.00	0.00	(100)	
COMPLETION OF 60 HOUSING UNITS (PART OF PHASE 1) AT ANYAMA IJAW SILGA	11	50,000,000.00	0.00	0.00	0.00	(100)	
CONSTITUENCY PROJECTS	12	120,000,000.00	0.00	0.00	0.00	(100)	
COMPLETION OF FENCING AND EXTERNAL WORK AT YOUTH CORPERS LODGE AMASSOMA BY TECHNOLOGICAL AND INVESTMENT LTD	13	23,000,000.00	0.00	0.00	0.00	(100)	
SUB-TOTAL		1,093,813,000.00	0.00	0.00	0.00	(100)	
NOTE 3 - YENAGOA	3						
LIST OF PROJECT							
PAYMENT IRO PROCUMENT OF VEHICLES FOR KEY FUNCTIONARES /THE STATE SECURITY OUTFIT	1	1,295,000,000.00	0.00	0.00	0.00	(100)	
PAYMENT IRO INSTALATION AND ACTIVATION OF FITTINGS AND ENHANCEMENT AT VARIED LEVELS FOR EXECUTIVE AND PATROL CARS	2	25,000,000.00	0.00	0.00	0.00	(100)	
PAYMENT IRO PROCUREMENT OF VEHICLES FOR KEY FUNCTIONARIES / THE STATE SECURITY OUTFIT	3	316,000,000.00	0.00	0.00	0.00	(100)	

STATE FOR THE YEAR ENDED 31ST DECEMBER



FINANCIAL STATEMENTS
OF THE GOVERNMENT OF
BAYELSA STATE OF NIGERIA



LOCATION DESCRIPTION	NOTE	ACTUAL 2018	FINAL BUDGET 2018	INITIAL / ORIGINAL BUDGET 2018	SUPPLE MENTARY BUDGET 2018	VARIANCE OF FINAL BUDGET % ACHIEVED	ACTUAL 2017
PAYMENT IRO PROCUREMENT OF VEHICLES FOR KEY FUNCTIONARIES / THE STATE SECURITY OUTFIT	4	110,400,000.00	0.00	0.00	0.00	(100)	
PAYMENT IRO STATE COUNTERPART CONTRIBUTIONS FOR THE YEAR 2014	5	962,297,297.30	0.00	0.00	0.00	(100)	
PAYMENT IRO TRAINING OF BAYELSA YOUTHS IN KING AMACHREE ROYAL ACADEMY, COTONOU, BENIN REPUBLIC	6	25,000,000.00	0.00	0.00	0.00	(100)	
PAYMENT IN RESPECT OF CONSTRUCTION OF CARDIOVASCULAR CENTER IN NEW GOVERNMENT HOUSE CLINIC	7	50,000,000.00	0.00	0.00	0.00	(100)	
PAYMENT IRO COUNTERPART FUND	8	422,031,442.20	0.00	0.00	0.00	(100)	
PAYMENT IRO CLEARING OF AMUSEMENT PARK EQUIPMENT AT THE APAPA WHARF	9	28,400,000.00	0.00	0.00	0.00	(100)	
PAYMENT IRO PROCUREMENT OF 1. NO. OF FIRE FIGHTING TRUCK IN THE MIN. OF LOCAL GOVT. ADMINISTRATION OF BAYELSA STATE	10	30,000,000.00	0.00	0.00	0.00	(100)	
PAYMENT IRO ONGOING PROJECTS IN THE MINISTRY	11	100,000,000.00	0.00	0.00	0.00	(100)	
PAYMENT IRO OTHER ON-GOING PROJECTS IN THE MINISTRY	12	200,000,000.00	0.00	0.00	0.00	(100)	
PAYMENT IRO CONSTRUCTION OF TARTAN TRACKS AND AUSTROTURF AT THE SAMSON SIASIA SPORTS COMPLEX Y, BY MONIMICHELE SPORTS FACILITY CONSTRUCTION LTD	13	50,000,000.00	0.00	0.00	0.00	(100)	
PAYMENT IRO CONSTRUCTION OF A WORLD CLASS GOLF COURSE IN YENAGOA BY TOTAL GOLF CONSTRUCTION NIG LTD	14	50,000,000.00	0.00	0.00	0.00	(100)	

STATE FOR THE YEAR ENDED 31ST DECEMBER



FINANCIAL STATEMENTS
OF THE GOVERNMENT OF
BAYELSA STATE OF NIGERIA



LOCATION DESCRIPTION	NOTE	ACTUAL 2018	FINAL BUDGET 2018	INITIAL / ORIGINAL BUDGET 2018	SUPPLE MENTARY BUDGET 2018	VARIANCE OF FINAL BUDGET % ACHIEVED	ACTUAL 2017
PAYMENT IRO CONSTRUCTION OF INTERNATIONAL TRANSPORT TERMINAL AT IGBOGENE THROUGH DIRECT LABOUR	15	100,000,000.00	0.00	0.00	0.00	(100)	
PAYMENT IRO CONSTRUCTION OF SHOPPING MALL AT OKAKA YENAGOA THROUGH DIRECT LABOUR	16	50,000,000.00	0.00	0.00	0.00	(100)	
PAYMENT IRO SUNDRY PROJECTS	17	140,000,000.00	0.00	0.00	0.00	(100)	
PAYMENT IRO CONSTRUCTION OF SPECTATORS VIEWING PAVILION AT OX- BOW LAKE	18	80,000,000.00	0.00	0.00	0.00	(100)	
PAYMENT IRO ADDITIONAL FUND FOR CONTINUATION WORK ON THE SHORE LINE PROTECTION AND PONDJUM PROJECT VIEWING PAVELON OXBOW LAKE	19	70,000,000.00	0.00	0.00	0.00	(100)	
PAYMENT IRO COMPLETION OF ONE WING OF THE TRANSPARENCY PLAZA	20	20,000,000.00	0.00	0.00	0.00	(100)	
PAYMENT IRO REHABILITAZION OF SWALI MARKET AND COPMPLETION OF HALF WALL STORES	21	20,000,000.00	0.00	0.00	0.00	(100)	
PAYMENT IRO ADVANCE PAYMENT TO P&R INTERCONTINENTAL SERVICES LTD FOR THE ONGOING MODERN FISH FARM PROJECT AT OBOGORO YENAGOA LGA	22	100,000,000.00	0.00	0.00	0.00	(100)	
PAYMENT IRO PROCUREMENT AND INSTALATION OF MEDICAL EQUIPMENT FOR THE CARDIOVASCULAR, STROKE CARE AND EAEMODIALYSIS CENTRE AND TRAINING LOGISTICS BY OYESIS GLOBAL NETWORK NIG LTD	23	361,000,000.00	0.00	0.00	0.00	(100)	
PAYMENT IRO OUSTANDING BALANCE FOR BALANCE FOR BAYELSA STATE DRUG DISTRIBUTION AND STORAGE CENTRE (DRUG MART)BY FRANKSY LTD	24	250,000,000.00	0.00	0.00	0.00	(100)	

STATE FOR THE YEAR ENDED 31ST DECEMBER



FINANCIAL STATEMENTS
OF THE GOVERNMENT OF
BAYELSA STATE OF NIGERIA




LOCATION DESCRIPTION	NOTE	ACTUAL 2018	FINAL BUDGET 2018	INITIAL / ORIGINAL BUDGET 2018	SUPPLE MENTARY BUDGET 2018	VARIANCE OF FINAL BUDGET % ACHIEVED	ACTUAL 2017
PAYMENT IRO PROCUREMENT OF VEHICLES FOR KEY GOVERNMENT FUNCTIONARIES /THE STATE SECURITY OUTFIT	26	1,295,000,000.00	0.00	0.00	0.00	(100)	
PAYMENT IRO CHRISTMAS DECORATION OF THE CITY OF YENAGOA AND GOVT HOUSE	27	55,000,000.00	0.00	0.00	0.00	(100)	
10% WHT/VAT DEDUCTION ON 1,424,500,000 PAYMENT IRO PROCUREMENT OF VEHICLES FOR KEY GOVERNMENT FUNCTIONARIES / THE STATE SECURITY OUTFIT	28	129,500,000.00	0.00	0.00	0.00	(100)	
PAYMENT IRO OF SUNDRY PROJECTS	29	3,700,000,000.00	0.00	0.00	0.00	(100)	
PAYMENT FOR THE COMPLETION OF WORKS FOR 3NO BAYELSA INVESTMENT TOWERS	30	60,000,000.00	0.00	0.00	0.00	(100)	
PAYMENT IRO CONSTRUCTION OF ACCESS ROAD TO TOURIST ISLAND	31	400,000,000.00	0.00	0.00	0.00	(100)	
PAYMENT IRO SUNDRY PROJECTS	32	100,000,000.00	0.00	0.00	0.00	(100)	
PAYMENT IRO OF CONSTRUCTION OF QUALITY CONTROL LABORATORY FOR THE MINISTRY OF WORKS AND TRANSPORT BY BARABURU NIG LTD	33	10,000,000.00	0.00	0.00	0.00	(100)	
PAYMENT IRO PROCUREMENT OF VEHICLES FOR KEY GOVT FUNCTIONARIES/STATE OUTFIT	34	1,164,461,666.66	0.00	0.00	0.00	(100)	
PAYMENT IRO COMPLETION OF CASTLE HOTEL PROJECT BY SBT JUUL AFRICA	35	300,000,000.00	0.00	0.00	0.00	(100)	
PAYMENT IRO COMPLETION OF FUEL DUMP OKAKA	36	12,648,329.64	0.00	0.00	0.00	(100)	
PAYMENT IRO ON-GOING PROJECTS IN THE MINISTRY	37	40,000,000.00	0.00	0.00	0.00	(100)	
PAYMENT IRO PREPERATION OF MEMORIA TOMBS FOR IJAW HEROES AT IJAW HEREOS PARK	38	50,000,000.00	0.00	0.00	0.00	(100)	

STATE FOR THE YEAR ENDED 31ST DECEMBER



FINANCIAL STATEMENTS
OF THE GOVERNMENT OF
BAYELSA STATE OF NIGERIA



LOCATION DESCRIPTION	NOTE	ACTUAL 2018	FINAL BUDGET 2018	INITIAL / ORIGINAL BUDGET 2018	SUPPLE MENTARY BUDGET 2018	VARIANCE OF FINAL BUDGET % ACHIEVED	ACTUAL 2017
IST INSTALMENTAL PAYMENT IRO TAX LIABILITIES ESTERBLISHED AGAINST BAYELSA STATE GOVERNMENT FROM 2012-2013	39	100,000,000.00	0.00	0.00	0.00	(100)	
PAYMENT IRO OKAKA WATER WORKS	40	16,000,000.00	0.00	0.00	0.00	(100)	
PAYMENT IRO 33KV (HT) LINE EXTENTION, INSTALLATION OF 500KVA,33/0.415KV TRANSFORMER AT OX-BOW LAKE PAVALON	41	7,000,000.00	0.00	0.00	0.00	(100)	
PAYMENT IRO OUTSTANDING PAYMENT, VARAITIONAND DEMURRAGE FOR THE SUPPLY OF MEDICAL EQUIPMENT TO COLLEGE OF HEALTH SCIENCES, NDU BY BIOMEDICAL ENGINEERING LTD	42	20,000,000.00	0.00	0.00	0.00	(100)	
PAYMENT IRO MAY/JUNE 2015 SCIENCE MATERIALS SUPPLIED AND INSTRUCTIONAL MARTERIALS FOR 2016/2017 ACADEMIC SESSION	43	67,000,000.00	0.00	0.00	0.00	(100)	
PAYMENT IRO TRAINING OF 500 YOUNG ENTREPRENEURS IN AQUACULTURE VALVE CHAIN USING NAEC/PMT MODEL	44	20,000,000.00	0.00	0.00	0.00	(100)	
PAYMENT IRO INSTALLATION AND ACTIVATION OF FITTINGS AND ENHANCEMENT AT VARIED LEVELS AND PATROL CARS	45	25,000,000.00	0.00	0.00	0.00	(100)	
PAYMENT IRO PROCUREMENT OF SCHOOL UNIFORM	46	25,000,000.00	0.00	0.00	0.00	(100)	
PAYMENT IRO ESTERBLISHMENT OF ICT CENTER AND PROVISION OF E-LIBRARY AT FOUNDATION SCHOOL AT,BOLOU-ORUA	47	50,000,000.00	0.00	0.00	0.00	(100)	
PAYMENT IRO ACQUISATION AND SURVEY OF FORTY ONE (41) PLOTS OF LAND FOR THE OX-BOW LAHE DENSITY RESIDENTIAL LAYOUT	48	4,000,000.00	0.00	0.00	0.00	(100)	
PAYMENT FOR THE ACQUISATION OF 75 HECTARES OF LAND FOR CATTLE RANCH AT OKOTIAMA AND PAYMENT OF COMPENSATION	49	30,000,000.00	0.00	0.00	0.00	(100)	

STATE FOR THE YEAR ENDED 31ST DECEMBER



FINANCIAL STATEMENTS
OF THE GOVERNMENT OF
BAYELSA STATE OF NIGERIA




LOCATION DESCRIPTION	NOTE	ACTUAL 2018	FINAL BUDGET 2018	INITIAL / ORIGINAL BUDGET 2018	SUPPLE MENTARY BUDGET 2018	VARIANCE OF FINAL BUDGET % ACHIEVED	ACTUAL 2017
PAYMENT IRO ACCOZIZATION OF LAND FOR THE MOSLIM COMMUNITY FOR A CENTRAL MOSQUE AT IGBOGENE	50	15,000,000.00	0.00	0.00	0.00	(100)	
PAYMENT IRO PEREMETER AND LAYOUT SURVEY OF 100 HECTARES OF LAND AT ANYAMA COMMUNITY SILGA	51	6,000,000.00	0.00	0.00	0.00	(100)	
PAYMENT IRO PRIMARY CLEANING OF 26.25 HECTARES OF LAND AT ANYAMIJAW FOR LOW COST HOUSING ESTATE SCHEME	52	52,000,000.00	0.00	0.00	0.00	(100)	
PAYMENT FOR SUNDRE PROJECT	53	23,255,813.96	0.00	0.00	0.00	(100)	
PAYMENT IRO RENOVATION OF THE DUE PROCESS OFFICE, YENAGOA	54	20,000,000.00	0.00	0.00	0.00	(100)	
PAYMENT IRO CONTINUATION OF WORK ON THE SHORE LINE PROTECTION AND PODIUM PROJECT AT THE VIENING PAVILON, OX-BOW LAKE	55	35,000,000.00	0.00	0.00	0.00	(100)	
PAYMENT IRO PURCHASE OF 100KVGENERATOR FOR THE ANNEX 3 BUILDING HOUSING THE MINISTRIES OF EDUCATION, TOURISM AND COMMUNITY DEVELOPMENT	56	7,000,000.00	0.00	0.00	0.00	(100)	
PAYMENT IRO DUALIZATIOPN OF AZIKORO ROAD, YENAGOA BY PAACHE CONSTRUCTION COMPANY	57	50,000,000.00	0.00	0.00	0.00	(100)	
PAYMENT IRO PREPARATION OF CERTIFICATE OF ECO- INDUSTRIAL PARK LTD	58	5,000,000.00	0.00	0.00	0.00	(100)	
PAYMENT IRO REVENUE CONSULTANCY FEE	59	230,000,000.00	0.00	0.00	0.00	(100)	
PAYMENT IRO COMPLETION OF PROJECTS IN 5 MODEL SCHOOLS THAT ARE READY TO TAKE-OFF	60	450,000,000.00	0.00	0.00	0.00	(100)	

STATE FOR THE YEAR ENDED 31ST DECEMBER



FINANCIAL STATEMENTS
OF THE GOVERNMENT OF
BAYELSA STATE OF NIGERIA



LOCATION DESCRIPTION	NOTE	ACTUAL 2018	FINAL BUDGET 2018	INITIAL / ORIGINAL BUDGET 2018	SUPPLE MENTARY BUDGET 2018	VARIANCE OF FINAL BUDGET % ACHIEVED	ACTUAL 2017
PAYMENT IRO FEEDING /LOGISTICS FOR FIVE NEWLY ESTERBLISHED MODEL SCHOOLS	61	50,000,000.00	0.00	0.00	0.00	(100)	
PAYMENT IRO SUNDRY PROJECT	62	1,000,000,000.00	0.00	0.00	0.00	(100)	
PAYMENT IRO CONSULTANCY FEE PAYMENT FOR THE PRODUCTION OF BUSINESS PLAN FOR BAYELSA STATE GOVT	63	17,000,000.00	0.00	0.00	0.00	(100)	
2ND INSTALMENTAL PAYMENT IRO TAX LIABILITIES ESTERBLISHED AGAINST BAYELSA STATE GOVT FROM 2012-2013 FOR FEB 2017	64	100,000,000.00	0.00	0.00	0.00	(100)	
PAYMENT IRO CONSTRUCTION, REMODELLING AND BEAUTIFICATION OF BAYELSA STATE CEMENTARY AT AZIKORO	65	20,000,000.00	0.00	0.00	0.00	(100)	
PAYMENT IRO OUTSTANDING PAYMENT FOR CLEANING OF WASTE DUMPS IN AND AROUND YENAGOA BY BRIKARI WASTE MANAGEMENT LTD	66	20,000,000.00	0.00	0.00	0.00	(100)	
PAYMENT IRO ON-GOING CONSTRUCTION OF THE SHORE LINE PROTECTION AND PODIUM PROJECT AT THE VIEWING PAVILON AT THE OX-BOW LAKE	67	25,000,000.00	0.00	0.00	0.00	(100)	
PAYMENT IRO COMPLETION OF PHASE MODEL SECONDARY SCHOOL IN THE STATE	68	300,000,000.00	0.00	0.00	0.00	(100)	
PAYMENT IRO CONSTRUCTION AND RENOVATION OF TOILETS IN THE SAMSON SIASIA STADIUM, YENAGOA BY AGOMOISM AND SONS ENTRPRISES	69	10,000,000.00	0.00	0.00	0.00	(100)	
PAYMENT IRO ON-GOING PROJECTS IN THE MINISTRY OF EDUCATION	70	50,000,000.00	0.00	0.00	0.00	(100)	
PAYMENT IRO ON-GOING CONSTRUCTION OF THE SHOOPING MALL AT OKAKA THROUGH DIRECT LABOUR	71	50,000,000.00	0.00	0.00	0.00	(100)	
PAYMENT IRO CONSTRUCTION OF ROAD 24 BY L&D NIG. LTD	72	150,000,000.00	0.00	0.00	0.00	(100)	

STATE FOR THE YEAR ENDED 31ST DECEMBER



FINANCIAL STATEMENTS
OF THE GOVERNMENT OF
BAYELSA STATE OF NIGERIA



LOCATION DESCRIPTION	NOTE	ACTUAL 2018	FINAL BUDGET 2018	INITIAL / ORIGINAL BUDGET 2018	SUPPLE MENTARY BUDGET 2018	VARIANCE OF FINAL BUDGET % ACHIEVED	ACTUAL 2017
PAYMENT IRO REVENUE CONSULTANCY FEE	73	230,000,000.00	0.00	0.00	0.00	(100)	
PAYMENT IRO PROCUREMENT OF VEHICLES FOR KEY GOVT FUNCTIONARIES/STATE OUTFIT	74	316,000,000.00	0.00	0.00	0.00	(100)	
MINOR RENOVATION AND PROVISION OF FURNITURE AT THE HIGH COURT	75	7,400,000.00	0.00	0.00	0.00	(100)	
PAYMENT IRO PROCUREMENT OF VEHICLES FOR KEY GOVT FUNCTIONARIES/STATE OUTFIT	76	110,400,000.00	0.00	0.00	0.00	(100)	
4TH INSTALLATION PAYMENT IRO TAX LIABILITIES ESTABLISHED AGAINST BAYELSA STATE GOVERNMENT FROM 2012 TO 2013	77	100,000,000.00	0.00	0.00	0.00	(100)	
IRO SUNDRY PROJECTS	78	232,558,139.53	0.00	0.00	0.00	(100)	
GOVERNMENT CONTRIBUTION TO SEEFOR PROJECT IMPLEMENTATION	79	150,000,000.00	0.00	0.00	0.00	(100)	
CONSTRUCTION, REMODELLING AND BEAUTIFICATION OF BAYELSA STATE CEMENTARY AT AZIKORO	80	25,000,000.00	0.00	0.00	0.00	(100)	
DIGITALIZATION AND PUBLICATION OF LAWS OF BAYELSA FROM 2006 - DATE BY FUMILAYO .A. QUADRI & CO	81	20,000,000.00	0.00	0.00	0.00	(100)	
CLEARING OF REMAINING 25 HECTARES OF LAND AT THE EIP AND STRIP LEADING TO THE NUN RIVER	82	38,000,000.00	0.00	0.00	0.00	(100)	
PAYMENT IRO DIESEL INDEBTEDNESS AND MAINTENANCE OF GENERATORS POWERING THE STREET LIGHTS IN YENAGOA METROPOLIS FOR FEB. 2017	83	15,000,000.00	0.00	0.00	0.00	(100)	
PAYMENT IRO CONSTRUCTION OF 25NO CONSTITUENCY PROJECTS IN THE STATE	84	500,000,000.00	0.00	0.00	0.00	(100)	
PAYMENT IRO ADDITIONAL FUND TO MEET UP THE COMPLETION TIME LINE FOR THE CASTLE	85	150,000,000.00	0.00	0.00	0.00	(100)	



FINANCIAL STATEMENTS
OF THE GOVERNMENT OF
BAYELSA STATE OF NIGERIA




LOCATION DESCRIPTION	NOTE	ACTUAL 2018	FINAL BUDGET 2018	INITIAL / ORIGINAL BUDGET 2018	SUPPLE MENTARY BUDGET 2018	VARIANCE OF FINAL BUDGET % ACHIEVED	ACTUAL 2017
HOTEL PROJECT BY SBT JUUL AFRICA							
PAYMENT IRO OG-GOING WORK AT THE GOLF COURSE BY TOTAL CONSTRUCTION (NIGERIA) LTD	86	150,000,000.00	0.00	0.00	0.00	(100)	
PAYMENT IRO CONSTRUCTION WORK AT THE INTERNATIONAL TRANSPORT TERMINAL, IGBOGENE BY BAYELSA DREDGING AND CONSTRUCTION COMPANY	87	45,000,000.00	0.00	0.00	0.00	(100)	
PAYMENT IRO PROCUREMENT AND INSTALLATION OF MEDICAL EQUIPMENT FOR CARDIOVASCULAR, STROKE CARE AND HAEMODIALYSIS CENTRE AND TRAINING LOGISTICS	88	51,499,105.00	0.00	0.00	0.00	(100)	
RENOVATION OF HEALTH CENTRES, DOCTORS QTRS, PROVISION OF MEDICAL EQUIPMENT/INSTRUMENT AND FURNISHING	89	16,000,000.00	0.00	0.00	0.00	(100)	
INSPECTION TOUR OF ALL PRIMARY HEALTH CARE FACILITIES IN THE STATE BY HEALTH COMMITTEE	90	10,000,000.00	0.00	0.00	0.00	(100)	
TO CONDUCT STATE EXAMINATIONS, UNIFIED PROMOTION EXAMS FOR PRIMARY SIX PUPILS AND BASIC EDUCATION CERT.(BECE)	91	50,000,000.00	0.00	0.00	0.00	(100)	
CONSTRUCTION OF 3 NO. CONSTITUENCY PROJECT S AT 60,250,000/ PROJECT AND A GROSS OF 1,506,250,000	92	180,750,000.00	0.00	0.00	0.00	(100)	
PAYMENT IRO THE UPGRADING OF BAYELSA TRANSPORT COMPANY PREMISES INTO AN INTEGRADED GARAGE BY PRINCESS BEULAH GOLDEN INVESTMENT LTD	93	50,000,000.00	0.00	0.00	0.00	(100)	

STATE FOR THE YEAR ENDED 31ST DECEMBER



FINANCIAL STATEMENTS
OF THE GOVERNMENT OF
BAYELSA STATE OF NIGERIA




LOCATION DESCRIPTION	NOTE	ACTUAL 2018	FINAL BUDGET 2018	INITIAL / ORIGINAL BUDGET 2018	SUPPLE MENTARY BUDGET 2018	VARIANCE OF FINAL BUDGET % ACHIEVED	ACTUAL 2017
PROCUREMENT AND INSTALLATION NIGER DELTA TEACHING HOSPITAL OKOLOBIRI, BAYELSA STATE BY MIONIA AND BENS CONCEPT	94	19,000,000.00	0.00	0.00	0.00	(100)	
PAYMENT IRO CONSTRUCTION OF A WORLD CLASS POLO CLUB IN YENAGOA BY NHD INTERBIZ LTD	95	200,000,000.00	0.00	0.00	0.00	(100)	
PAYMENT IRO CONSTRUCTION OF A WORLD CLASS GOLF COURSE IN YENAGOA BY TOTAL GULF CONSTRUCTION NIG LTD	96	200,000,000.00	0.00	0.00	0.00	(100)	
PAYMENT IRO RELEASE OF TAX ELEMENT IN THE INITIAL DOWN PAYMENT OF 300,000,000 CASTLE HOTEL PROJECT BY SBT JUUL AFRICA	97	48,837,000.00	0.00	0.00	0.00	(100)	
TUITION FEES FOR 22 STUDENT WHO ARE ON SCHOLARSHIP IN LINCON UNIVERSITY	98	183,000,000.00	0.00	0.00	0.00	(100)	
PAYMENT IRO OF CLEARING OF FORTY HECTRES OF LAND BY BUBELETH NIG LTD	99	45,000,000.00	0.00	0.00	0.00	(100)	
CONSTRUCTION AND INSTALLATION OF FIFA APPROVED GEOTECHNOLOGY PITCH AND 5 LANES IAAF APPROVED SANDWICH SYSTEM ATHELETIC TRACK BY MONIMICHELLE SPORT FACILITY CONSTRUCTION LTD	100	150,000,000.00	0.00	0.00	0.00	(100)	
PAYMENT FOR THE COMPLETION OF CAPITAL PROJECTS IN THE MIN. OF EDUCATION	101	500,000,000.00	0.00	0.00	0.00	(100)	
FUNDS FOR COMPLETION OF WORK ON LANDSCAPING OF THE STATE LIBRARY AND OTHER EDUCATION PROJECTS IN THE STATE BY AGISCO NIG ENTERPRISES	102	30,000,000.00	0.00	0.00	0.00	(100)	
OUTSTANDING PAYMENT VARIATION AND DEMURADE FOR THE SUPPLY OF MEDICAL EQUIPMENT TO THE COLLEGE OF HEALTH SCIENCES BY BIOMEDICAL ENGINEERING LTD	103	40,000,000.00	0.00	0.00	0.00	(100)	
SETTLEMENT OF THE OUTSTANDING CONSULTANCY FEE FOR THE CLEARANCE OF	104	40,000,000.00	0.00	0.00	0.00	(100)	

STATE FOR THE YEAR ENDED 31ST DECEMBER



FINANCIAL STATEMENTS
OF THE GOVERNMENT OF
BAYELSA STATE OF NIGERIA




LOCATION DESCRIPTION	NOTE	ACTUAL 2018	FINAL BUDGET 2018	INITIAL / ORIGINAL BUDGET 2018	SUPPLE MENTARY BUDGET 2018	VARIANCE OF FINAL BUDGET % ACHIEVED	ACTUAL 2017
OUTSTANDING AMCON DEBT AS AT 30TH SEPT. 2016 BY CARLTON ENGINEERING COMPANY LTD							
DIRECT LABOUR FOR ADDITIONAL WORKS AT THE OX-BOW LAKE VIEWING PAVILON THROUGH DIRECT LABOUR	105	16,000,000.00	0.00	0.00	0.00	(100)	
DIRECT LABOUR FOR ADDITIONAL WORKS AT THE OX-BOW LAKE VIEWING PAVILON	106	14,000,000.00	0.00	0.00	0.00	(100)	
FENCING/LANDSCAPING OF STATE LIBRARY COMPLEX BY AGISCO NIG. ENTERPRISES	107	15,000,000.00	0.00	0.00	0.00	(100)	
SUNDRY PROJECTS IN THE MINISTRY OF EDUCATION	108	400,000,000.00	0.00	0.00	0.00	(100)	
PAYMENT FOR THE ACREDITATION OF DOCTORS	109	8,000,000.00	0.00	0.00	0.00	(100)	
STATE COUNTERPART FUND FOR THE 2015 SUSTAINABLE DEVELOPMENT GOALS (SDGs)	110	10,000,000,000.00	0.00	0.00	0.00	(100)	
PAYMENT IN RESPECT OF BUILDING A GALLERIA	111	250,000,000.00	0.00	0.00	0.00	(100)	
PAYMENT IN RESPECT OF THREE STAR HOTEL	112	230,000,000.00	0.00	0.00	0.00	(100)	
SUNDRY CAPITAL PROJECTS	113	500,000,000.00	0.00	0.00	0.00	(100)	
SUNDRY CAPITAL PROJECTS	114	1,000,000,000.00	0.00	0.00	0.00	(100)	
SUNDRY CAPITAL PROJECTS IN THE MINISTRY OF EDUCATION	115	400,000,000.00	0.00	0.00	0.00	(100)	
SUNDRY CAPITAL PROJECTS	116	1,000,000,000.00	0.00	0.00	0.00	(100)	
SUNDRY CAPITAL PROJECTS	117	500,000,000.00	0.00	0.00	0.00	(100)	
CONSTRUCTION OF INTERNATIONAL TRANSPORT TERMINAL AT IGBOGENE	118	55,000,000.00	0.00	0.00	0.00	(100)	
COMPLETE PREPARATION OF THE SITE LAYOUT OF BAYELSA STATE POWER HUB	119	15,000,000.00	0.00	0.00	0.00	(100)	
DIGITALIZATION AND PUBLICATION OF LAWS OF BAYELSA FROM 2006 - DATE BY FUMILAYO .A. QUADRI & CO	120	35,000,000.00	0.00	0.00	0.00	(100)	

STATE FOR THE YEAR ENDED 31ST DECEMBER



FINANCIAL STATEMENTS
OF THE GOVERNMENT OF
BAYELSA STATE OF NIGERIA



LOCATION DESCRIPTION	NOTE	ACTUAL 2018	FINAL BUDGET 2018	INITIAL / ORIGINAL BUDGET 2018	SUPPLEMENTARY BUDGET 2018	VARIANCE OF FINAL BUDGET % ACHIEVED	ACTUAL 2017
PURCHASE AND INSTALLATION OF TURBINE STARTER DRIVE (KICK STARTER)	121	12,364,660.00	0.00	0.00	0.00	(100)	
ONGOING PROJECTS AT OKAKA PRISON AND REQUEST FOR VARIATION FOR COMPLETION OF PROJECTS	122	6,000,000.00	0.00	0.00	0.00	(100)	
NDLEA RE-ROOF OF THE AGENCY OFFICE AT OKUTUKUTU YENAGOA	123	1,000,000.00	0.00	0.00	0.00	(100)	
CARRYING OUT OF VARIOUS ADDITIONAL JOBS AT THE AQUA CULTURE VILLAGE PROJECTS YENAGOA	124	20,000,000.00	0.00	0.00	0.00	(100)	
CONSTRUCTION OF ABATTOIR AND CATTLE MARKET	125	20,000,000.00	0.00	0.00	0.00	(100)	
AMUSEMENT PARK EQUIPMENT AT PEACE PARK	126	27,000,000.00	0.00	0.00	0.00	(100)	
CLEARING OF PEACE PARK	127	15,000,000.00	0.00	0.00	0.00	(100)	
CONSTRUCTION OF OXBOW LAKE PAVILION FENCING BY MEGA DESIGN PLUS	128	48,000,000.00	0.00	0.00	0.00	(100)	
WAREHOUSE RENT ARREARS OF CENTRAL MEDICAL STORE	129	10,000,000.00	0.00	0.00	0.00	(100)	
IMMEDIATE TAKE-OFF OF THE ABATTOIR PROJECT	130	8,000,000.00	0.00	0.00	0.00	(100)	
EXPANSION WORK TO BE DONE AT SWALI MARKET	131	25,000,000.00	0.00	0.00	0.00	(100)	
STATE SUPPORT TO LOCAL GOVERNMENT WORKERS	132	50,000,000.00	0.00	0.00	0.00	(100)	
SUPPLY OF GENERATOR FOR RENIAL AND CARDIOVASCULAR CENTRE	133	25,000,000.00	0.00	0.00	0.00	(100)	
PAYMENT FOR SUNDRY PROJECTS IN THE STATE	134	220,000,000.00	0.00	0.00	0.00	(100)	
CONSTRUCTION OF FUEL DUMP SITE AT WATER BOARD BY KOLD CONCEPT	135	735,353.16	0.00	0.00	0.00	(100)	
CLEARING OF CONSIGNMENT OF 33 CONTAINERS OF BUILDING COMPONENTS AND	136	230,000,000.00	0.00	0.00	0.00	(100)	

STATE FOR THE YEAR ENDED 31ST DECEMBER



FINANCIAL STATEMENTS
OF THE GOVERNMENT OF
BAYELSA STATE OF NIGERIA




LOCATION DESCRIPTION	NOTE	ACTUAL 2018	FINAL BUDGET 2018	INITIAL / ORIGINAL BUDGET 2018	SUPPLE MENTARY BUDGET 2018	VARIANCE OF FINAL BUDGET % ACHIEVED	ACTUAL 2017
FURNITURE AT ONNE PORT							
SUNDRY PROJECTS	137	1,000,000,000.00	0.00	0.00	0.00	(100)	
SUPPLY OF EDUCATIONAL/STATIONARY MATERIALS TO SECONDARY SCHOOLS FOR 2017/2018 ACADEMIC YEAR	138	35,000,000.00	0.00	0.00	0.00	(100)	
CAPITAL PROJECTS IN THE MINISTRY OF EDUCATION	139	250,000,000.00	0.00	0.00	0.00	(100)	
SUNDRY PROJECTS	140	1,000,000,000.00	0.00	0.00	0.00	(100)	
PREPARATION OF GAS MASTER PLAN AND REPORT FOR THE ECO INDUSTRIAL CITY	141	18,000,000.00	0.00	0.00	0.00	(100)	
SUNDRY PROJECTS	142	280,000,000.00	0.00	0.00	0.00	(100)	
SUPPLY OF BOOKS TO BAYELSA STATE BY TANUS BOOKS LTD	143	100,000,000.00	0.00	0.00	0.00	(100)	
SUNDRY PTOJECTS	144	1,000,000,000.00	0.00	0.00	0.00	(100)	
FUNDS FOR CONTAINERS OF AGRIC EQUIPMENTS	145	272,000,000.00	0.00	0.00	0.00	(100)	
HON MEMBERS TO EMBARK ON CONSTITUENCY PROJECTS	146	240,000,000.00	0.00	0.00	0.00	(100)	
FUNDS TO MEET COMPLETION TIMELINE IN RESPECT OF ROYAL CASTLE HOTEL PROJECTS	147	100,000,000.00	0.00	0.00	0.00	(100)	
CONSTRUCTION OF AUSTRO -TURF AT SAMSON SIASIA SPORTS COMPLEX YENAGOA BY MONIMICHELE	148	100,000,000.00	0.00	0.00	0.00	(100)	
CONSTRUCTION OF GOLF COURSE IN YENAGOA BY TOTAL GOLF CONSTRUCTION NIG LTD	149	100,000,000.00	0.00	0.00	0.00	(100)	
PAYMENT FOR THE CONSTRUCTION OF YOUTH CORPERS LODGE PROJECT AT AMASSOMA	150	5,000,000.00	0.00	0.00	0.00	(100)	
ACQUISITION OF ADDITIONAL (12) HECTARES OF LAND AND COMPENSATION PAYMENT AT TOURISM ISLAND	151	23,000,000.00	0.00	0.00	0.00	(100)	

STATE FOR THE YEAR ENDED 31ST DECEMBER



FINANCIAL STATEMENTS
OF THE GOVERNMENT OF
BAYELSA STATE OF NIGERIA



LOCATION DESCRIPTION	NOTE	ACTUAL 2018	FINAL BUDGET 2018	INITIAL / ORIGINAL BUDGET 2018	SUPPLE MENTARY BUDGET 2018	VARIANCE OF FINAL BUDGET % ACHIEVED	ACTUAL 2017
ASSESSMENT ENUMERATION AND ACQUISITION OF LAND FOR THE ESTABLISHMENT OF 25MW GAS TURBINE NEAR AIT	152	3,000,000.00	0.00	0.00	0.00	(100)	
PROCUREMENT OF 7LEXUS 470GX FROM US-MATASA INVESTMENT NIG LTD	153	70,000,000.00	0.00	0.00	0.00	(100)	
SERVICING OF MEDICAL EQUIPMENT AT NDUTH BY TABERE VENTURES	154	15,000,000.00	0.00	0.00	0.00	(100)	
CAPITAL PROJECTS IN THE MINISTRY OF EDUCATION	155	50,000,000.00	0.00	0.00	0.00	(100)	
CAPITAL PROJECTS IN THE MINISTRY OF EDUCATION	156	50,000,000.00	0.00	0.00	0.00	(100)	
OUTSTANDING DEBTS OWED SILK LODGE HOTEL BY BAYELSA UNITED FOOTBALL CLUB DURING THE 2015/2016 FOOTBALL SEASON	157	14,000,000.00	0.00	0.00	0.00	(100)	
ADDITIONAL FOUR MAUNOSELUM AT THE IJAW NATIONAL HEREOS PARK YENAGOA BY DIRECT LABOUR	158	25,000,000.00	0.00	0.00	0.00	(100)	
MAINTENANCE OF GENERATORS FOR STREET LIGHTENING IN YENAGOA	159	10,000,000.00	0.00	0.00	0.00	(100)	
5% WHT PAYMENT ON GROSS AMOUNT 3,299,971,047.62	160	164,998,552.00	0.00	0.00	0.00	(100)	
CONSTRUCTION OF INCINATOR BUILDING AT MELFORD OKILO EXPRESSWAY BY BIOMEDICAL ENGINEERING LTD	161	30,000,000.00	0.00	0.00	0.00	(100)	
STAFF REQUIREMENT EQUIPMENTS FOR BAYELSA SATE SCHOOL OF NURSING AND BAYELSA SCHOOL OF BASIC MIDWIFERY REACREDITATION AND ACCREDITATION VISIT BY NIGERIA NURSING AND MIDWIFERY COUNCIL	162	12,000,000.00	0.00	0.00	0.00	(100)	
CONSTRUCTION OF JUSTICE TABAI ROAD	163	25,000,000.00	0.00	0.00	0.00	(100)	

STATE FOR THE YEAR ENDED 31ST DECEMBER



FINANCIAL STATEMENTS
OF THE GOVERNMENT OF
BAYELSA STATE OF NIGERIA




LOCATION DESCRIPTION	NOTE	ACTUAL 2018	FINAL BUDGET 2018	INITIAL / ORIGINAL BUDGET 2018	SUPPLE MENTARY BUDGET 2018	VARIANCE OF FINAL BUDGET % ACHIEVED	ACTUAL 2017
YENAGOA BY FRANSIMO VENTURES							
SUNDRY CAPITAL EXPENSES IN THE STATE	164	3,225,824,885.91	0.00	0.00	0.00	(100)	
FENCING AND LANDSCAPING OF STATE LIBRARY COMPLEX BY AGISCO NIG LTD	165	7,800,000.00	0.00	0.00	0.00	(100)	
FINANCIAL ASSISTANCE FOR THE DEVELOPMENT OF EDWIN CLARK UNIVERSITY LIBRARY EKIABOD DELTA STATE	166	30,000,000.00	0.00	0.00	0.00	(100)	
CONSTITUENCY PROJECTS	167	90,000,000.00	0.00	0.00	0.00	(100)	
CONSTRUCTION OF EXECUTIVE GUEST HOUSE COMPLEX AT GOVERNMENT HOUSE YENAGOA BY EAGLE BUILDERS LTD	168	25,000,000.00	0.00	0.00	0.00	(100)	
PURCHASE OF NEW FURNITURES AND EQUIPMENTS	169	20,000,000.00	0.00	0.00	0.00	(100)	
CONSTRUCTION OF B&B MULTIPURPOSE CENTRE ROAD OFF ISAAC BORO WAY YENAGOA (RETENTION) BY RODO NIG LTD	170	8,000,000.00	0.00	0.00	0.00	(100)	
MODIFICATION OF QUALITY CONTROL LABORATORY TO CIVIL SERVANTS CLINIC	171	4,000,000.00	0.00	0.00	0.00	(100)	
OUTSTANDING DIESEL BILL/MAINTENANCE OF GENERATORS AND STREET LIGHTS IN YENAGOA METROPOLIS FOR APRIL AND MAY 2017	172	30,000,000.00	0.00	0.00	0.00	(100)	
SUB-TOTAL		42,713,162,245.36	0.00	0.00	0.00	(100)	
NOTE 4 - BRASS	4						
LIST OF PROJECT							
PAYMENT IRO ON-GOING WORKS AT THE MINI STADIUM, TWON-BRASS BY OGOZICO LTD	1	20,000,000.00	0.00	0.00	0.00	(100)	
CONSTRUCTION OF 3 NO CONSTITUENCY PROJECTS AT 60,250,000 EACH	2	180,750,000.00	0.00	0.00	0.00	(100)	
ONGOING WORKS AT BRASS MINI STADIUM	3	58,139,534.88	0.00	0.00	0.00	(100)	
ONGOING WORKS AT BRASS MINI STADIUM BY OGIZI CO LTD	4	50,000,000.00	0.00	0.00	0.00	(100)	

STATE FOR THE YEAR ENDED 31ST DECEMBER



FINANCIAL STATEMENTS
OF THE GOVERNMENT OF
BAYELSA STATE OF NIGERIA



LOCATION DESCRIPTION	NOTE	ACTUAL 2018	FINAL BUDGET 2018	INITIAL / ORIGINAL BUDGET 2018	SUPPLE MENTARY BUDGET 2018	VARIANCE OF FINAL BUDGET % ACHIEVED	ACTUAL 2017
CONSTITUENCY PROJECTS	5	90,000,000.00	0.00	0.00	0.00	(100)	
4TH INSTALLATION PAYMENT FOR THE CONSTRUCTION OF GOVERNORS LODGE AT TWN BRASS BY PANKIS ENTERPRISE	6	15,000,000.00	0.00	0.00	0.00	(100)	
SUB-TOTAL		413,889,534.88	0.00	0.00	0.00	(100)	
NOTE 5 - NEMBE	5						
LIST OF PROJECT							
PAYMENT IRO PURCHASE OF ONE 2.5 MVA TRANSFORMER /INSTALLATION, ACCESSORIES INCLUDING TRANSPORTATION TO OTATUBO NEMBE SUB-STATION THROUGH DIRECT LABOUR	1	32,363,200.00	0.00	0.00	0.00	(100)	
PAYMENT IRO CLEARING OF NEMBE- BRASS ROAD BY PIXY NIG LTD	2	9,000,000.00	0.00	0.00	0.00	(100)	
PAYMENT IRO CONSTRUCTION OF SHORE LINE PROTECTION WORK AT GENERAL HOSPITAL WATER FRONT AT IGOPIRI IN NEMBE BY GASON NIG LTD	3	20,000,000.00	0.00	0.00	0.00	(100)	
PAYMENT IRO ON-GOING WORKS AT NEMBE MINI STADIUM BY AFINMO NIG. LTD	4	20,000,000.00	0.00	0.00	0.00	(100)	
IRO ON-GOING WORKS AT NEMBE CITY STADIUM WORK BY AFINMO NIG. LTD	5	15,000,000.00	0.00	0.00	0.00	(100)	
CONSTRUCTION OF 3 CONSTITUENCY PROJECTS AT 60,250,000 EACH	6	180,750,000.00	0.00	0.00	0.00	(100)	
PAYMENT IRO CONSTRUCTION OF CLEARING NEMBE BRASS ROAD BY PIXY NIG LTD	7	10,000,000.00	0.00	0.00	0.00	(100)	
CONSTITUENCY PROJECTS	8	90,000,000.00	0.00	0.00	0.00	(100)	
ELECTRIFICATION OF OKOLOKIRI COMMUNITY NEMBE	9	11,703,612.65	0.00	0.00	0.00	(100)	
SUB-TOTAL		388,816,812.65	0.00	0.00	0.00	(100)	

STATE FOR THE YEAR ENDED 31ST DECEMBER



FINANCIAL STATEMENTS
OF THE GOVERNMENT OF
BAYELSA STATE OF NIGERIA



LOCATION DESCRIPTION	NOTE	ACTUAL 2018	FINAL BUDGET 2018	INITIAL / ORIGINAL BUDGET 2018	SUPPLE MENTARY BUDGET 2018	VARIANCE OF FINAL BUDGET % ACHIEVED	ACTUAL 2017
NOTE 6 - OGBIA	6						
LIST OF PROJECT							
PAYMENT IRO OUTSTANDING BALANCE FOR THE OGBIA REFERRAL GENERAL HOSPITAL IN BAYELSA STATE BY DUME NIG. LTD	1	50,000,000.00	0.00	0.00	0.00	(100)	
CONSTRUCTION OF 3NO CONSTITUENCY PROJECTS AT 60,250,000 EACH	2	180,750,000.00	0.00	0.00	0.00	(100)	
RELOCATION OF AKIPELAI -NEMBE 33KVA TRANSMISSION LINE THROUGH DIRECT LABOUR	3	76,000,000.00	0.00	0.00	0.00	(100)	
EXTENSION OF 33KV ITLINE INSTALLATION OF 2NOS 500KVA , 33KV/0.4 TRANSFORMER AND LOCUST OF CT NETWORK, COMPLETE WITH STEET LIGHT INSTALLATION OF 500KVA PERKINS GEN SET AT OPUME COMMUNITY	4	30,000,000.00	0.00	0.00	0.00	(100)	
4TH INSTALLMENT PAYMENT FOR THE CONSTRUCTION OF GOVERNORS LODGE OGBIA TOWN	5	20,000,000.00	0.00	0.00	0.00	(100)	
REACTIVATION OF OKODI, ETEBU AND EMADIKE 33KVA OVERHEAD LINE IN OGBIA LGA	6	14,000,000.00	0.00	0.00	0.00	(100)	
CONSTITUENCY PROJECTS	7	90,000,000.00	0.00	0.00	0.00	(100)	
DEMOLITION OF 6 CLASSROOM BLOCK AT COMMUNITY SECONDARY SCHOOL ELEBELE OGBIA LGA BY PRINCE TAMIK ENTERPRISES	8	7,800,000.00	0.00	0.00	0.00	(100)	
ELECTRIFICATION OF ANYAMA-OGBIA COMMUNITY OGBIA LGA	9	10,000,000.00	0.00	0.00	0.00	(100)	
SUB-TOTAL		478,550,000.00	0.00	0.00	0.00	(100)	



FINANCIAL STATEMENTS
OF THE GOVERNMENT OF
BAYELSA STATE OF NIGERIA



LOCATION DESCRIPTION	NOTE	ACTUAL 2018	FINAL BUDGET 2018	INITIAL / ORIGINAL BUDGET 2018	SUPPLE MENTARY BUDGET 2018	VARIANCE OF FINAL BUDGET % ACHIEVED	ACTUAL 2017
NOTE 7 - EKEREMOR	7						
LIST OF PROJECT							
PAYMENT IRO COMPLETION OF GENERAL HOSPITAL EKEREMOR TOWN THROUGH DIRECT LABOUR	1	80,000,000.00	0.00	0.00	0.00	(100)	
PAYMENT IRO SHIPPING TERMINAL AND CLEARING CHARGES, FINISHING OF FACTORY BUILDING /LANDSCAPING AND OTHER RELATED EXPENCES FOR EBEDEBIRI CASSAVA STARCH FACTORY	2	272,000,000.00	0.00	0.00	0.00	(100)	
PAYMENT IRO COMPLETION OF POULTRY PROJECT AT EBEDEBIRI	3	60,000,000.00	0.00	0.00	0.00	(100)	
PAYMENT IRO REVENUE CONSULTANCY FEE	4	230,000,000.00	0.00	0.00	0.00	(100)	
PAYMENT IRO CONSTRUCTION OF REFERRAL HOSPITAL, KAIAMA, OPOROMA AND EKEREMOR	5	100,000,000.00	0.00	0.00	0.00	(100)	
CONSTRUCTION OF CENTRE AT AGORO IN EKEREMOR LGA	6	58,139,534.88	0.00	0.00	0.00	(100)	
CONSTRUCTION OF 3NO CONSTITUENCY PROJECTS AT 60,250,000 EACH	7	180,750,000.00	0.00	0.00	0.00	(100)	
PAYMENT FOR THE CONSTRUCTION OF PERETORU INTERNAL ROADS BY RIT-BEULAH ENGINEERING SERVICES LTD	8	30,000,000.00	0.00	0.00	0.00	(100)	
CONSTRUCTION OF EKEREMOR REFERRAL HOSPITAL	9	10,333,000.00	0.00	0.00	0.00	(100)	
CONSTRUCTION OF PERETORUGBENE INTERNAL ROADS BY RIT BUELAH ENGINEERING SERVICES	10	10,000,000.00	0.00	0.00	0.00	(100)	
CONSTITUENCY PROJECTS	11	90,000,000.00	0.00	0.00	0.00	(100)	
ADVANCE PAYMENT FOR THE CONSTRUCTION OF PERETORU INTERNAL ROADS BY RIT-BEULAH ENGINEERING LTD	12	30,000,000.00	0.00	0.00	0.00	(100)	
SUB-TOTAL		1,151,222,534.88	0.00	0.00	0.00	(100)	

STATE FOR THE YEAR ENDED 31ST DECEMBER



FINANCIAL STATEMENTS
OF THE GOVERNMENT OF
BAYELSA STATE OF NIGERIA




LOCATION DESCRIPTION	NOTE	ACTUAL 2018	FINAL BUDGET 2018	INITIAL / ORIGINAL BUDGET 2018	SUPPLE MENTARY BUDGET 2018	VARIANCE OF FINAL BUDGET % ACHIEVED	ACTUAL 2017
NOTE 8 - SAGBAMA	8						
LIST OF PROJECT							
PAYMENT IRO ELECTRIFICATION OF TORU- ANGIAMA COMMUNITY IN SAGBAMA LOCAL GOVT. AREATHROUGH DIRECT LABOUR	1	21,200,000.00	0.00	0.00	0.00	(100)	
PAYMENT IRO CONSTRUCTION OF GBARANTORU- OBUNAGHA-SAGBAMA 33KV LINE, REHABILITATION OF SAGBAMA RETICULATION NETWORKS AND EXTENTION OF 11KV LINE TO OFONI THROUGH EBEDEBIRI ,BOLOU- ORUA ,ANGIAMA, ANGALABIRI AND TORU-ORUA BY TESIO INTERNATIONAL LTD	2	20,000,000.00	0.00	0.00	0.00	(100)	
PAYMENT FOR MINOR EXTERNAL WORKS IN MODEL REFERRAL GENERAL HOSPITAL SAGBAMA LGA	3	21,000,000.00	0.00	0.00	0.00	(100)	
PAYMENT IRO CONSRUCTION OF MODEL REFERRAL HOSPITAL BUILDING SAGBAMA TOWN ,JOFN EGOKI LTD	4	29,000,000.00	0.00	0.00	0.00	(100)	
PAYMENT IRO ASPHALT OVERLAY OF SAGBAMA /EASTWEST ROAD BY PREFAB OVERSEAS AND ROAD CONSTRUCTION LTD	5	35,000,000.00	0.00	0.00	0.00	(100)	
PAYMENT IRO THE INSTALLATION OF MODERN CHEMISTRY, BIOLOGY AND PHYSICS LABORATORY AT BOLOU- ORUA CAMPUS, UNIVERSITY OF AFRICA	6	25,000,000.00	0.00	0.00	0.00	(100)	
PAYMENT IRO ELECRTRIFICATION OF TORU- ANGIAMA COMMUNITY IN SAGBAMA LGA BY E.D AKPI NIG ENTERPRISE	7	21,095,310.36	0.00	0.00	0.00	(100)	
PAYMENT IRO UPGRADING OF WATER SYSTEM TANK AT UNIVERSITY OF AFRIKA BOLOU- ORUA	8	8,000,000.00	0.00	0.00	0.00	(100)	

STATE FOR THE YEAR ENDED 31ST DECEMBER



FINANCIAL STATEMENTS
OF THE GOVERNMENT OF
BAYELSA STATE OF NIGERIA



LOCATION DESCRIPTION	NOTE	ACTUAL 2018	FINAL BUDGET 2018	INITIAL / ORIGINAL BUDGET 2018	SUPPLE MENTARY BUDGET 2018	VARIANCE OF FINAL BUDGET % ACHIEVED	ACTUAL 2017
PAYMENT IRO INSTALLATION OF INTERNET ACCESS FOR THE UNIVERSITY OF AFRICA, BOLOU-ORUA CAMPUS	9	35,000,000.00	0.00	0.00	0.00	(100)	
PAYMENT IRO ASPHALT OVERLAY OF SAGBAMA /EASTWEST ROAD BY PREFAB OVERSEAS AND ROAD CONSTRUCTION LTD	10	25,000,000.00	0.00	0.00	0.00	(100)	
PAYMENT IRO MAINTENANCE OF TORU-ORUA COMMUNITY GENERATORS THROUGH DIRECT LABOUR	11	9,902,518.52	0.00	0.00	0.00	(100)	
PAYMENT IRO VARIOUS WORKS AT THE UNIVERSITY OF AFRICA, TORU-ORUA (BOLOU-ORUA) CAMPUS	12	8,000,000.00	0.00	0.00	0.00	(100)	
PAYMENT IRO PURCHASE OF TEXT BOOKS FOR THE UNIVERSITY OF AFRICA, TORU-ORUA, BAYELSA STATE	13	7,000,000.00	0.00	0.00	0.00	(100)	
PAYMENT IRO PURCHASE OF KITCHEN EQUIPMENT FOR THE UNIVERSITY OF AFRICA, TORU-ORUA, BAYELSA STATE	14	10,000,000.00	0.00	0.00	0.00	(100)	
FUNDS FOR THE UNIVERSITY OF AFRICA	15	40,000,000.00	0.00	0.00	0.00	(100)	
ACQUISITION OF 250 HECTRES OF LAND FOR COMMERCIAL CASSAVA FARM AT EBEDEBIRI SAGBAMA LGA	16	60,000,000.00	0.00	0.00	0.00	(100)	
CONSTRUCTION OF 3NO CONSTITUENCY PROJECTS AT 60,250,000 EACH	17	180,750,000.00	0.00	0.00	0.00	(100)	
CONSTRUCTION OF ADMINISTRATIVE BLOCK IN COMMUNITY SECONDARY SCHOOL BOLOU-ORUA BY EVENT MANAGERS NIG LTD	18	15,000,000.00	0.00	0.00	0.00	(100)	
COMPLETION OF LECTURE HALL AT IJB COLLEGE OF EDUCATION SAGBAMA	19	25,000,000.00	0.00	0.00	0.00	(100)	
ADVISORY FACILITATION OF THE TAKE OFF OF THE ACADEMIC PROGRAMMES OF THE UNIVERSITY OF AFRICA TORU ORUA	20	11,000,000.00	0.00	0.00	0.00	(100)	

STATE FOR THE YEAR ENDED 31ST DECEMBER



FINANCIAL STATEMENTS
OF THE GOVERNMENT OF
BAYELSA STATE OF NIGERIA




LOCATION DESCRIPTION	NOTE	ACTUAL 2018	FINAL BUDGET 2018	INITIAL / ORIGINAL BUDGET 2018	SUPPLE MENTARY BUDGET 2018	VARIANCE OF FINAL BUDGET % ACHIEVED	ACTUAL 2017
CONSTRUCTION OF 1 HOSTEL BLOCK AT TEACHERS TRAINING INSTITUTE BOLOU-ORUA SALGA BY UBIQUITIES SOLUTIONS LTD	21	40,000,000.00	0.00	0.00	0.00	(100)	
CONSTRUCTION OF 1 STOREY BUILDING OF 10 CLASSROOMS AT IJB COLLEGE OF EDUCATION	22	20,000,000.00	0.00	0.00	0.00	(100)	
ELECTRIFICATION OF TORU-ANGIAMA/TANUKURU COMMUNITY IN SAGBAMA LGA BY ED AKPI NIG LTD	23	20,000,000.00	0.00	0.00	0.00	(100)	
CONSTRUCTION OF 1 STOREY BUILDING OF 10 CLASSROOMS AT IJB COLLEGE OF EDUCATION BY NANATINA GLOBAL RESOURCES	24	20,000,000.00	0.00	0.00	0.00	(100)	
EXTENSION OF HT:LT NETWORK AND INSTALLATION OF 3NOS 300KVA TRANSFORMER AT AGBERE COMMUNITY SALGA BY DIRECT LABOUR	25	43,800,000.00	0.00	0.00	0.00	(100)	
PEREIMETER AND TOPOGRAPHIC SURVEY OF 50 HECTARES OF LAND AT ELEMIBIRI FOR 25MW GAS PROJECT	26	25,530,369.06	0.00	0.00	0.00	(100)	
SUPPLEMENTARY FUND FOR THE UNIVERSITY OF AFRICA TORU-ORUA SCHOOL OF FOUNDATION STUDIES (BOLOU-ORUA)	27	25,000,000.00	0.00	0.00	0.00	(100)	
CONSTITUENCY PROJECTS	28	90,000,000.00	0.00	0.00	0.00	(100)	
COMPLETION OF ONGOING PROJECT IN SAGBAMA	29	7,000,000.00	0.00	0.00	0.00	(100)	
INTERLOCKING AND MAINTENANCE OF PAVILON TORU-ORUA	30	47,000,000.00	0.00	0.00	0.00	(100)	
SUB-TOTAL		945,278,197.94	0.00	0.00	0.00	(100)	
GRAND TOTAL		47,755,065,325.71	0.00	0.00	0.00	(100)	

STATE FOR THE YEAR ENDED 31ST DECEMBER



FINANCIAL STATEMENTS
OF THE GOVERNMENT OF
BAYELSA STATE OF NIGERIA



NOTES ON THE FINANCIAL STATEMENTS NO.12 C

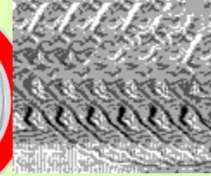
SCHEDULE OF DETAILED CAPITAL EXPENDITURE BY PROGRAMME, 2018

PROGRAM CODE	PROGRAMME DESCRIPTION	NOTE	ACTUAL 2018	FINAL BUDGET YEAR 2018	INITIAL/ORIGINAL BUDGET 2018	SUPPLEMENTARY BUDGET 2018	VARIANCE ON FINAL BUDGET % ACHIEVED	ACTUAL 2017
1	ECONOMIC EMPOWERMENT THROUGH AGRICULTURE	1	13,220,155,855.83	41,640,086,362.65	41,640,086,362.65	0.00		10,994,330,969.92
2	SOCIETAL RE-ORIENTATION	2	1,745,039,598.68	3,434,752,667.08	3,434,752,667.08	0.00	-100	1,745,039,598.68
3	POVERTY ALLEVIATION	3	997,165,484.96	1,962,715,809.76	1,962,715,809.76	0.00	-100	997,165,484.96
4	IMPROVEMENT TO HUMAN HEALTH	4	1,001,638,639.88	10,916,000,000.00	10,916,000,000.00	0.00	-100	1,001,638,639.88
5	ENHANCING SKILLS AND KNOWLEDGE	5	7,478,741,137.23	20,720,368,573.25	20,720,368,573.25	0.00	-100	7,478,741,137.23
6	HOUSING AND URBAN DEVELOPMENT	6	316,436,312.04	3,766,000,000.00	3,766,000,000.00	0.00		316,436,312.04
7	GENDER	7	598,956,256.70	1,178,922,588.19	1,178,922,588.19	0.00		598,956,256.70
8	YOUTH	8	10,000,000.00	847,024,988.00	847,024,988.00	0.00	-100	10,000,000.00
9	ENVIRONMENTAL IMPROVEMENT	9	2,745,039,598.68	4,403,047,638.54	4,403,047,638.54	0.00	-100	2,745,039,598.68
10	WATER RESOURCES AND RURAL DEVELOPMENT	10	1,495,748,227.44	1,660,926,867.64	1,660,926,867.64	0.00	-100	1,495,748,227.44
11	INFORMATION COMMUNICATION AND TECHNOLOGY	11	698,582,742.48	1,375,016,899.17	1,375,016,899.17	0.00	-100	698,582,742.48
12	GROWING THE PRIVATE SECTOR	12	898,582,742.48	1,768,675,893.46	1,768,675,893.46	0.00		898,582,742.48
13	REFORM OF GOVERNMENT AND GOVERNANCE	13	2,594,330,969.92	3,242,415,091.69	3,242,415,091.69	0.00		2,594,330,969.92
14	POWER GENERATION AND DISTRIBUTION	14	5,481,575,652.25	7,768,541,399.27	7,768,541,399.27	0.00	-100	5,481,575,652.25
15	TRANSPORTATION	15	4,484,410,167.29	8,826,641,982.24	8,826,641,982.24	0.00		4,484,410,167.29
16	ROAD	16	3,988,661,939.85	12,850,863,239.06	12,850,863,239.06	0.00	-100	3,988,661,939.85
	GRAND TOTAL		47,755,065,325.71	126,362,000,000.00	126,362,000,000.00	0.00		45,529,240,439.80

STATE FOR THE YEAR ENDED 31ST DECEMBER



FINANCIAL STATEMENTS
OF THE GOVERNMENT OF
BAYELSA STATE OF NIGERIA




SUMMARY OF CAPITAL EXPENDITURE BY PROGRAMME AND PROGRAMME OBJECTIVES

PROGRAMME CODE	PROGRAMME DESCRIPTION AND	PROGRAMME OBJECTIVES DESCRIPTION	ACTUAL 2018	FINAL BUDGET YEAR 2018	INITIAL/ ORIGINAL BUDGET 2018	SUPPLEMENTARY BUDGET 2018	VARIANCE ON FINAL BUDGET % ACHIEVED	ACTUAL 2017
	PROGRAMME OBJECTIVES CODE							
	ECONOMIC EMPOWERMENT THROUGH AGRICULTURE (GENERAL)							
	10101	PURCHASE OF FERTILIZER	1,319,319,716.39	1,819,319,716.39	1,819,319,716.39	0.00	0	
	10202	PURCHASE OF IMPROVED SEEDLINGS	659,659,858.20	1,298,405,181.76	1,298,405,181.76	0.00	49	
	10203	ESTABLISHMENT OF AGRICULTURAL CO-OPERATIVE SOCIETY	5,623,557,273.88	20,556,034,545.06	20,556,034,545.06	0.00	49	
	10301	FINANCE MANAGEMENT TRAINING FOR FARMERS	1,099,433,096.99	6,264,008,636.26	6,264,008,636.26	0.00	51	
	10302	PURCHASE OF MODERNIZED FARM EQUIPMENT	219,886,619.40	710,292,374.39	710,292,374.39	0.00	49	
	10303	APPROPRIATE FARMING TECHNOLOGY	549,716,548.50	2,632,004,318.13	2,632,004,318.13	0.00	51	
	10305	TRAINING OF FARMERS ON MODERN TECHNOLOGY OF FARMING	2,649,149,645.49	6,196,012,954.40	6,196,012,954.40	0.00	48	
1	10306	CONSTRUCTION OF SILOS / STORAGE FACILITIES	1,099,433,096.99	2,164,008,636.26	2,164,008,636.26	0.00	49	
		SUB-TOTAL	13,220,155,855.83	41,640,086,362.65	41,640,086,362.65	0		
	SOCIETAL RE-ORIENTATION (GENERAL)							
	20101	ENLIGHTENMENT CAMPAIGN ON GOVERNMENT POLICIES	209,404,751.84	397,170,320.05	397,170,320.05	0.00	47	
	20102	PARTNERING WITH NGOS, CBO, CSO, FBOS, ETC	87,251,979.93	186,737,633.35	186,737,633.35	0.00	53	
	20201	EMPOWERING RELEVANT ANTI-CORRUPTION AGENCIES	349,007,919.74	676,950,533.42	676,950,533.42	0.00	48	



FINANCIAL STATEMENTS
OF THE GOVERNMENT OF
BAYELSA STATE OF NIGERIA

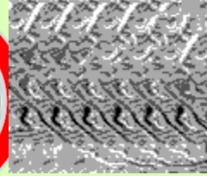


PROGRAMME CODE	PROGRAMME DESCRIPTION AND	PROGRAMME OBJECTIVES	ACTUAL 2018	FINAL BUDGET YEAR 2018	INITIAL/ ORIGINAL BUDGET 2018	SUPPLEMENTARY BUDGET 2018	VARIANCE ON FINAL BUDGET % ACHIEVED	ACTUAL 2017
	PROGRAMME OBJECTIVES CODE	DESCRIPTION						
2	20202	SANITIZATION OF THE PUBLIC AGAINST CORRUPTION	52,351,187.96	113,042,580.01	113,042,580.01	0.00	54	
	20301	ESTABLISHMENT OF MORE SCHOOLS	436,259,899.67	808,688,166.77	808,688,166.77	0.00	46	
	20302	TEACHERS TRAINING AND RETRAINING	244,305,543.82	480,865,373.39	480,865,373.39	0.00	49	
	20303	PROVISION OF TEACHING AIDS	279,206,335.79	599,560,426.73	599,560,426.73	0.00	53	
	20304	ESTABLISHMENT OF PUBLIC LIBRARIES	87,251,979.93	171,737,633.35	171,737,633.35	0.00	49	
		SUB-TOTAL	1,745,039,598.68	3,434,752,667.08	3,434,752,667.08	0.00		
	POVERTY ALLEVIATION							
3	30101	PROVISION OF MICRO CREDIT FACILITIES	149,574,822.74	150,708,400.00	150,708,400.00	0.00	1	
	30102	EMPOWERING OF RELEVANT POVERTY ALLEVIATION AGENCIES	19,943,309.70	42,761,120.00	42,761,120.00	0.0	53	
	30103	VOCATIONAL TRAINING	199,433,096.99	232,611,200.00	232,611,200.00	0.00	14	
	30201	PROVISION OF SAFE DRINKING WATER	119,659,858.20	131,566,720.00	131,566,720.00	0.00	9	
	30202	PROVISION OF HEALTHCARE SANITATION	109,688,203.35	137,186,160.00	137,186,160.00	0.00	20	
	30204	PROVISION OF BASIC EDUCATION	149,574,822.74	158,708,400.00	158,708,400.00	0.00	6	
	30205	PROVISION OF STABLE ELECTRICITY SUPPLY	249,291,371.24	284,514,000.00	284,514,000.00	0.00	12	
		SUB-TOTAL	997,165,484.96	1,138,056,000.00	1,138,056,000.00	0.00		

STATE FOR THE YEAR ENDED 31ST DECEMBER



FINANCIAL STATEMENTS
OF THE GOVERNMENT OF
BAYELSA STATE OF NIGERIA



PROGRAMME CODE	PROGRAMME DESCRIPTION AND	PROGRAMME OBJECTIVES DESCRIPTION	ACTUAL 2018	FINAL BUDGET YEAR 2018	INITIAL/ ORIGINAL BUDGET 2018	SUPPLEMENTARY BUDGET 2018	VARIANCE ON FINAL BUDGET % ACHIEVED	ACTUAL 2017
	PROGRAMME OBJECTIVES CODE							
	IMPROVEMENT TO HUMAN HEALTH (GENERAL)							
	40101	CONSTRUCTION / REHABILITATION OF HEALTH CENTRES	200,327,727.98	4,083,200,000.00	4,083,200,000.00	0.00	82	
	40102	EQUIPPING HEALTH CENTRES	150,245,795.98	2,987,400,000.00	2,987,400,000.00	0.00	85	
	40103	PROVISION OF AFFORDABLE DRUGS	60,098,318.39	362,960,000.00	362,960,000.00	0.00	83	
	40105	TRAINING AND RETRAINING HEALTH PERSONNEL	70,114,704.79	406,120,000.00	406,120,000.00	0.00	83	
	40201	PREVENTION OF MOTHER TO CHILD TRANSMISSION	40,065,545.60	321,640,000.00	321,640,000.00	0.00	88	
	40202	PROVISION OF ANTI-RETROVIRAL DRUGS / COMMODITIES	100,163,863.99	506,600,000.00	506,600,000.00	0.00	80	
	40203	PROVISION OF TESTING AND COUNSELLING SERVICES	55,090,125.19	330,380,000.00	330,380,000.00	0.00	83	
	40204	STRENGTHEN HEALTH PUBLIC-PRIVATE PARTNERSHIP	45,073,738.79	261,220,000.00	261,220,000.00	0.00	83	
	40301	IMMUNIZATION	120,196,636.79	779,920,000.00	779,920,000.00	0.00	85	
	40302	PROVISION OF DRUGS AND OTHER COMMODITIES	100,163,863.99	521,600,000.00	521,600,000.00	0.00	81	
4	40303	AWARENESS CAMPAIGN	60,098,318.39	354,960,000.00	354,960,000.00	0.00	83	
		SUB-TOTAL	1,001,638,639.88	10,916,000,000.00	10,916,000,000.00	0.00		
	ENHANCING QUALITY EDUCATION (GENERAL)							
	50101	ESTABLISHMENT OF BURSARY SCHEME	299,149,645.49	570,814,742.93	570,814,742.93	0.00	48	
	50102	PROVISION OF TEACHING AIDS	897,448,936.47	1,784,444,228.79	1,784,444,228.79	0.00	50	

STATE FOR THE YEAR ENDED 31ST DECEMBER



FINANCIAL STATEMENTS
OF THE GOVERNMENT OF
BAYELSA STATE OF NIGERIA




PROGRAMME CODE	PROGRAMME DESCRIPTION AND	PROGRAMME OBJECTIVES DESCRIPTION	ACTUAL 2018	FINAL BUDGET YEAR 2018	INITIAL/ ORIGINAL BUDGET 2018	SUPPLEMENTARY BUDGET 2018	VARIANCE ON FINAL BUDGET % ACHIEVED	ACTUAL 2017
	PROGRAMME OBJECTIVES CODE							
5	50103	ENLIGHTENMENT OF STAKEHOLDERS (PTA)	560,905,585.29	1,114,027,642.99	1,114,027,642.99	0.00	50	
	50104	CONSTRUCTION/REHABILITATION OF SCHOOL INFRASTRUCTURE	2,243,622,341.17	7,406,110,571.98	7,406,110,571.98	0.00	49	
	50105	TRAINING AND RETRAINING OF TEACHERS	1,121,811,170.58	5,273,055,285.99	5,273,055,285.99	0.00	51	
	50201	REVIEW OF CURRICULUM CONTENTS	448,724,468.23	883,222,114.40	883,222,114.40	0.00	49	
	50202	INVESTMENT IN RESEARCH AND DEVELOPMENT	747,874,113.72	2,407,036,857.33	2,407,036,857.33	0.00	47	
	50203	TRAINING AND RETRAINING OF TEACHERS / INSTRUCTORS	336,543,351.18	648,416,585.80	648,416,585.80	0.00	48	
	50204	RECRUITMENT OF QUALIFIED TEACHERS	112,181,117.06	234,805,528.60	234,805,528.60	0.00	52	
	50301	COMMUNITY SENSITIZATION	299,149,645.49	598,814,742.93	598,814,742.93	0.00	50	
	50302	ESTABLISHMENT OF MORE GIRLS SCHOOLS	411,330,762.55	799,620,271.53	799,620,271.53	0.00	49	
			SUB-TOTAL	7,478,741,137.23	20,720,368,573.25	20,720,368,573.25	0.00	
6	HOUSING AND URBAN DEVELOPMENT (GENERAL)							
	60102	EMPOWERING OF MORTGAGE INSTITUTIONS	47,465,446.81	534,900,000.00	534,900,000.00	0.00	91	
	60103	PROVISION OF BASIC INFRASTRUCTURE	268,970,865.23	3,231,100,000.00	3,231,100,000.00	0.00	92	
		SUB-TOTAL	316,436,312.04	3,766,000,000.00	3,766,000,000.00	0.00		
	GENDER (GENERAL)							
	70101	PROVISION OF CREDIT FACILITIES & INVESTMENT	137,759,939.04	296,152,195.28	296,152,195.28	0.00	53	
	70102	ESTABLISHMENT OF VOCATIONAL TRAINING CENTRES	311,457,253.48	603,039,745.86	603,039,745.86	0.00	48	

STATE FOR THE YEAR ENDED 31ST DECEMBER



FINANCIAL STATEMENTS
OF THE GOVERNMENT OF
BAYELSA STATE OF NIGERIA




PROGRAMME CODE	PROGRAMME DESCRIPTION AND	PROGRAMME OBJECTIVES DESCRIPTION	ACTUAL 2018	FINAL BUDGET YEAR 2018	INITIAL/ ORIGINAL BUDGET 2018	SUPPLEMENTARY BUDGET 2018	VARIANCE ON FINAL BUDGET % ACHIEVED	ACTUAL 2017
	PROGRAMME OBJECTIVES CODE							
7	70103	SANITIZATION OF COMMUNITIES	149,739,064.18	279,730,647.05	279,730,647.05	0.00	46	
		SUB-TOTAL	598,956,256.70	1,178,922,588.19	1,178,922,588.19	0		
		YOUTH DEVELOPMENT (GENERAL)						
	80101	PROVISION OF VOCATIONAL TRAINING SCHEMES	2,400,000.00	30,000,000.00	30,000,000.00	0.00	92	
	80102	PROVISION OF MICRO CREDIT FACILITIES	1,600,000.00	28,000,000.00	28,000,000.00	0.00	94	
	80202	YOUTH VOCATIONAL TRAINING	4,500,000.00	33,000,000.00	33,000,000.00	0.00	86	
8	80203	RECREATIONAL SCHEMES	1,500,000.00	9,000,000.00	9,000,000.00	0.00	83	
		SUB-TOTAL	10,000,000.00	100,000,000.00	100,000,000.00	0.00		
		ENVIRONMENTAL IMPROVEMENT						
	90101	AFFORESTATION AND REAFFORESTATION SCHEME	549,007,919.74	628,042,544.09	628,042,544.09	0.00	13	
	90102	PROCUREMENT OF WASTE MANAGEMENT EQUIPMENT	274,503,959.87	329,021,272.05	329,021,272.05	0.00	17	
9	90103	PROVISION OF DRAINAGES	1,921,527,719.08	2,233,148,904.33	2,233,148,904.33	0.00	14	
		SUB-TOTAL	2,745,039,598.68	3,190,212,720.47	3,190,212,720.47	0.00		
		WATER RESOURCES (GENERAL)						
	100102	BOREHOLE WATER SUPPLY SCHEMES	173,086,702.35	347,417,090.44	347,417,090.44	0.00	-94	
10	100103	CONSTRUCTION / REHABILITATION OF WATER PLANTS	322,661,525.09	313,509,777.20	313,509,777.20	0.00	-162	
		SUB-TOTAL	495,748,227.44	660,926,867.64	660,926,867.64	0.00		
		ICT (GENERAL)						
11	110101	ESTABLISHMENT OF ICT TRAINING CENTRES	244,503,959.87	311,656,062.21	311,656,062.21	0.00	22	

STATE FOR THE YEAR ENDED 31ST DECEMBER



FINANCIAL STATEMENTS
OF THE GOVERNMENT OF
BAYELSA STATE OF NIGERIA




PROGRAMME CODE	PROGRAMME DESCRIPTION AND	PROGRAMME OBJECTIVES DESCRIPTION	ACTUAL 2018	FINAL BUDGET YEAR 2018	INITIAL/ ORIGINAL BUDGET 2018	SUPPLEMENTARY BUDGET 2018	VARIANCE ON FINAL BUDGET % ACHIEVED	ACTUAL 2017
	PROGRAMME OBJECTIVES CODE							
	110102	PROVISION OF ICT INFRASTRUCTURE	314,362,234.12	387,843,508.56	387,843,508.56	0.00	19	
	110103	TRAINING AND RETRAINING ON ICT	139,716,548.50	162,374,892.69	162,374,892.69	0.00	14	
		SUB-TOTAL	698,582,742.48	861,874,463.46	861,874,463.46	0.00		
		PRIVATE SECTOR GROWTH AND DEVELOPMENT (GENERAL)						
	120102	PUBLIC-PRIVATE PARTNERSHIP	413,348,061.54	499,966,990.45	499,966,990.45	0.00	17	
	120103	REVIEW OF EXISTING BUSINESS LEGAL FRAME WORK	80,872,446.82	109,776,150.31	109,776,150.31	0.00	26	
	120104	PROVISION OF APPROPRIATE INFRASTRUCTURE	17,971,654.85	27,172,477.85	27,172,477.85	0.00	34	
12	120105	BAILOUT / SUPPORTING FINANCIAL SCHEME	224,645,685.62	272,155,973.07	272,155,973.07	0.00	17	
		SUB-TOTAL	898,582,742.48	1,108,623,892.28	1,108,623,892.28	0.00		
		REFORM OF GOVERNMENT AND GOVERNANCE (GENERAL)						
	130101	REVIEW OF POLITICAL STRUCTURES	648,582,742.48	795,603,772.92	795,603,772.92	0.00	18	
	130102	REVIEW OF CIVIL SERVICE STRUCTURES	415,092,955.19	533,786,414.67	533,786,414.67	0.00	22	
	130103	PRACTICES	908,015,839.47	1,144,845,282.09	1,144,845,282.09	0.00	21	
13	130104	TRAINING AND RETRAINING	622,639,432.78	768,179,622.01	768,179,622.01	0.00	19	
		SUB-TOTAL	2,594,330,969.92	3,242,415,091.69	3,242,415,091.69	0.00		

STATE FOR THE YEAR ENDED 31ST DECEMBER



FINANCIAL STATEMENTS
OF THE GOVERNMENT OF
BAYELSA STATE OF NIGERIA



PROGRAMME CODE	PROGRAMME DESCRIPTION AND PROGRAMME OBJECTIVES	ACTUAL 2018	FINAL BUDGET YEAR 2018	INITIAL/ ORIGINAL BUDGET 2018	SUPPLEMENTARY BUDGET 2018	VARIANCE ON FINAL BUDGET % ACHIEVED	ACTUAL 2017
	DESCRIPTION						
	POWER GENERATION AND DISTRIBUTION (GENERAL)						
	140101 CONSTRUCTION / REHABILITATION OF POWER GENERATING PLANTS	3,963,024,173.96	4,999,551,909.53	4,999,551,909.53	0.00	29	
	140102 UPGRADE DISTRIBUTION FACILITIES	1,815,578,156.54	1,914,449,935.82	1,914,449,935.82	0.00	31	
14	140103 PROTECTION OF POWER INFRASTRUCTURE	702,973,321.75	854,539,553.92	854,539,553.92	0.00	29	
	SUB-TOTAL	6,481,575,652.25	7,768,541,399.27	7,768,541,399.27	0.00		
15	TRANSPORTATION (GENERAL)						
	150101 CONSTRUCTION OF NEW ROADS	1,076,258,440.15	4,916,055,958.65	4,916,055,958.65	0.00	6	
	150102 UPGRADING / REHABILITATION OF EXISTING ROADS	2,600,957,897.03	2,960,973,544.32	2,960,973,544.32	0.00	12	
	150103 COMMISSIONING ARRANGEMENT FOR ROAD	807,193,830.11	949,612,479.27	949,612,479.27	0.00	15	
	SUB-TOTAL	4,484,410,167.29	8,826,641,982.24	8,826,641,982.24	0.00		
16	ROADS						
	160101 REHABILITATION AND RECONSTRUCTION OF THE MAJOR TRUNK ROADS	3,470,135,887.67	12,209,074,119.06	12,209,074,119.06	0.00	11	
	160102 COMMISSIONING OF MAJOR AND VIABLE ROUTES THROUGH PPP	518,526,052.18	641,789,120.00	641,789,120.00	0.00	19	
	SUB-TOTAL	3,988,661,939.85	12,850,863,239.06	12,850,863,239.06	0.00		
GRAND TOTAL		47,755,065,325.71	126,362,000,000.00	126,362,000,000.00	0.00		

STATE FOR THE YEAR ENDED 31ST DECEMBER



FINANCIAL STATEMENTS
OF THE GOVERNMENT OF
BAYELSA STATE OF NIGERIA



NOTES ON THE FINANCIAL STATEMENTS NO.13
LIABILITIES OVER ASSETS

S/N	DESCRIPTION	REF	YEAR 2018	YEAR 2017
			₦	₦
1	EXTERNAL LOANS(OUTSTANDING)	9(a)	17,326,692,685.26	14,617,368,945.36
2	INTERNAL LOANS(OUTSTANDING)	9(c-e)	62,646,481,845.13	73,964,778,595.46
	TOTAL		79,973,174,530.39	88,582,147,540.82

STATE FOR THE YEAR ENDED 31ST DECEMBER



FINANCIAL STATEMENTS OF THE GOVERNMENT OF BAYELSA STATE OF NIGERIA



TERMS AND DEFINITIONS

ACCOUNTING TERMINOLOGIES/DEFINITIONS

- **Accounting Policies:** are specific principles, bases, conventions, rules and practices adopted by an entity in preparing and presenting financial statements.
- **Cash:** Cash comprises cash in hand, demand deposits and cash equivalents.
- **Cash Equivalents:** are short-term, highly liquid investments that are readily converted to known amounts of cash and which are subject to an insignificant risk of changes in value.
- **Cash Basis:** is a basis of accounting that recognizes transactions and other events only when cash is received or paid.
- **Cash Flows:** are inflows and outflows. Cash flows excludes movements between items that constitute cash as these components are part of the cash management of an entity rather than increases or decreases in the cash it controls.
- **Cash Receipts:** are cash inflows.
- **Cash Payments:** are cash outflows.
- **Cash Controlled by an Entity:** Cash is controlled by an entity when the entity can use the cash for the achievement of its own objectives or otherwise benefit from the cash and excludes or regulates the access of others to that benefit. Cash collected by, or appropriated or granted to an entity which the entity can use to fund its operating objectives, acquire capital assets or repay its debt is controlled by the entity.
- **Government Business Enterprise:** means an entity that has the following characteristics,
 - The power to contract in its own name.
 - Has been assigned the financial and operational authority to carry on a business.
 - Sell goods and services in the normal course of its business to other Entities at a profit or full cost recovery.



- Is not reliant on continuing government funding.
- Is controlled by a public sector entity.

- **Notes to the Financial Statement (FS):** include narrative descriptions or more detailed schedules or analyses of amounts shown on the face of the financial statements as well as additional information.

FINANCIAL STATEMENTS (FS)

The Financial Statements comprises of Statement of Cash Receipts and Payments and other statements that discloses additional information about the cash receipts, payments and balances controlled by an entity and the accounting policies and notes. The Financial Statements are:

- **Cash Flow Statement(Statement of Cash Receipts and Payments:** which recognizes all cash receipts , cash payments and cash balances controlled by an entity and separately identifies payments made by 3rd parties on behalf of the entity.
- **Statement of Assets and Liabilities(Statement of Financial Position)**
- **Statement of Consolidated Revenue Fund(Statement of Recurrent Financial Performance)**
- **Statement of Capital Development Fund(Statement of Capital Financial Performance)**
- **Notes to the Accounts:** are additional disclosures to explain the financial statements.
- **Accounting Policies and explanatory notes**



FINANCIAL STATEMENTS
OF THE GOVERNMENT OF
BAYELSA STATE OF NIGERIA



STATEMENT OF ACCOUNTING POLICIES

BASIS OF PREPARATION AND LEGAL PROVISIONS

The Financial Statements are prepared under the Historical Cost Convention (HCC) and other applicable standards as defined by the Financial Reporting Council of Nigeria (FRCN). In addition, the Financial Statements are in compliance with the Provisions of the Finance (Control and Management) Act 1958 as amended, the Financial Regulations (2009), the International Public Sector Accounting Standards (IPSAS) and other known Legal requirements.

FUNDAMENTAL ACCOUNTING CONCEPTS

The following fundamental accounting concepts were taken as basis of preparation of the financial statements:

- Cash Basis of Accounting
- Understandability
- Materiality
- Relevance
- Going Concern Concept
- Prudence
- Completeness

ACCOUNTING PERIOD

The Accounting Year (Fiscal Year) is from 1st January 2018 to 31st December 2018.

REPORTING CURRENCY

The Financial Statements are prepared in Nigerian Naira.

CONSOLIDATION OF MINISTRIES, DEPARTMENTS AND AGENCIES OF GOVERNMENT (MDAs)

The Consolidation of Financial Statement is based on all cash transactions of all MDAs of Government except GBEs. .

COMPARATIVE FIGURES

The Financial Statements discloses all numerical information relating to previous period (at least 1 year).


BUDGET FIGURES

The figures are obtained from the approved annual and supplementary budget.

STATE FOR THE YEAR ENDED 31ST DECEMBER



FINANCIAL STATEMENTS
OF THE GOVERNMENT OF
BAYELSA STATE OF NIGERIA



RECEIPTS

These are cash inflows within the financial year. It comprises of receipts from Statutory Allocations, Taxes, External Assistance (Bilateral and Multi-lateral Agencies), Other Aids and Grants, Other borrowings, Capital Receipts, Receipts from trading activities and other receipts.

These items are disclosed on the face of the Cash Flow Statement and accompanying notes to the financial statement.

EXTERNAL ASSISTANCE

The Receipts from loans from external sources are paid back at the agreed period. They are categorized as either Bilateral or Multilateral.

External loan receipts are disclosed separately in the Cash Flow Statement for the year

OTHER BORROWINGS, GRANTS AND AIDS RECEIVED

Loans and Grants are disclosed separately in the Cash Flow Statement.

GOVERNMENT BUSINESS ACTIVITIES

Cash receipt from trading activities is received net except otherwise stated in the establishing law or

policy in force.

Where gross revenue is received corresponding payment is charged to the corresponding payment item head 'GOVERNMENT BUSINESS ACTIVITIES' in the Cash flow Statement.

All Total receipts and payments from trading activities are disclosed in the Cash flow Statement under the 'Trading Activities' item.

PAYMENTS

These are Recurrent and Capital Cash Outflows made in the financial year and is categorized by function and sectors in the Cash flow Statement.


Payments for the purchase of PROPERTY, PLANT & EQUIPMENT (PPE) and INVESTMENT IN PPE is expensed in the year of Purchase and disclosed under capital payments.

FOREIGN CURRENCY TRANSACTIONS

Foreign currency transactions throughout the year are converted into Nigeria Naira at the ruling (CBN) rate of exchange at the date of the transactions.



FINANCIAL STATEMENTS
OF THE GOVERNMENT OF
BAYELSA STATE OF NIGERIA



Foreign currency balance at year end is translated at exchange rates prevailing on that date. Additional amounts (in cash or at bank) arising out of foreign exchange gains/losses is recognized in the Cash flow Statement either as receipts or payments respectively.

INVESTMENTS

Cash Payments made for investment purposes are capital cost and are disclosed separately in the Cash flow Statement as Purchase of Financial Instruments under Capital Payments.

LEASES

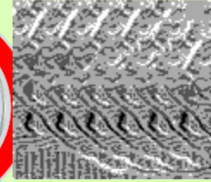
Cash Payments for Finance Lease are treated as Capital Payments and disclosed in the Cash flow Statement.

CASH BALANCES

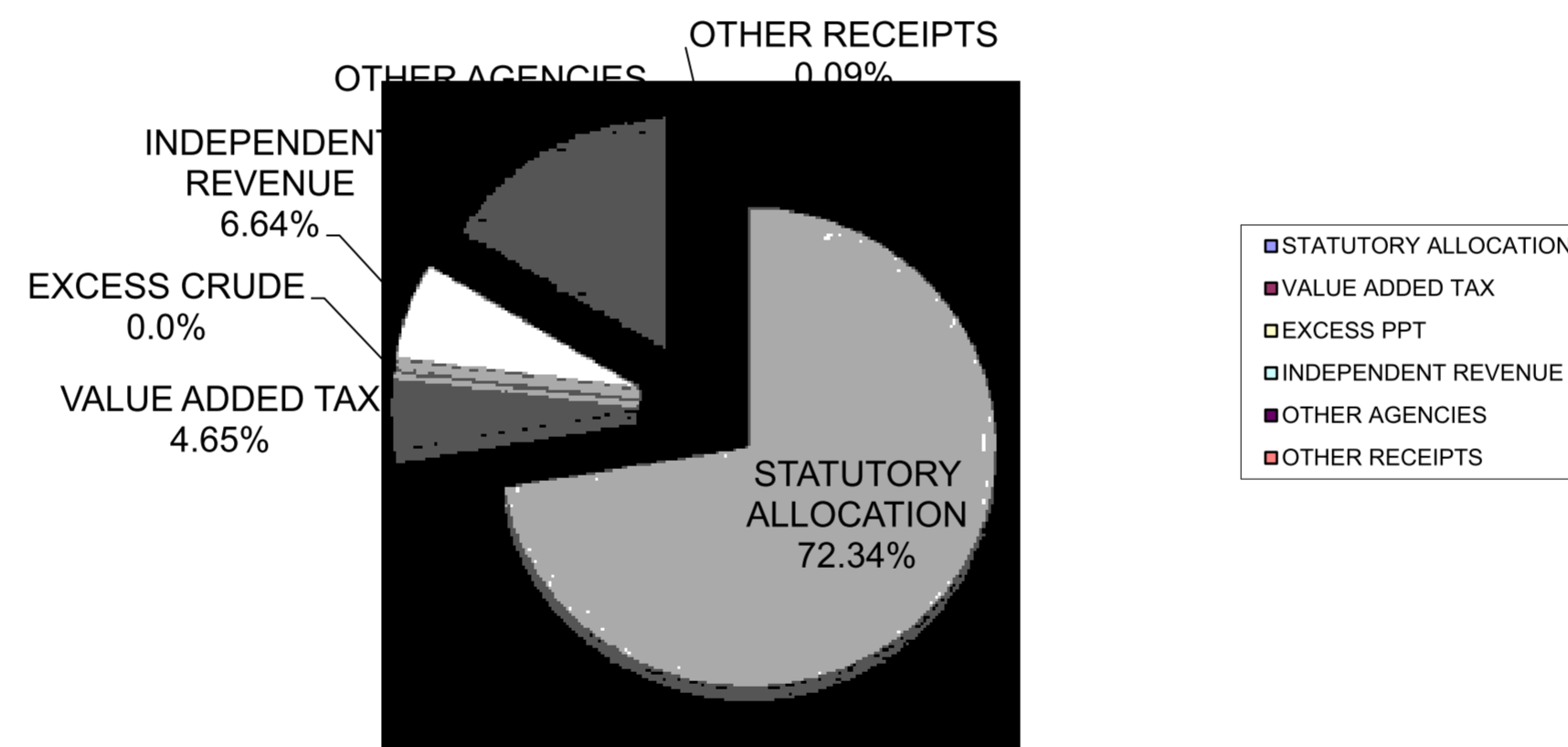
This includes Cash at hand, at Bank and Cash equivalents at the end of the financial year.



FINANCIAL STATEMENTS
OF THE GOVERNMENT OF
BAYELSA STATE OF NIGERIA



FINANCIAL GRAPH NO. 1 A
ANALYSIS OF REVENUE PROFILE OF BAYELSA STATE
GOVERNMENT FOR THE YEAR ENDED 31ST DECEMBER 2018






FINANCIAL STATEMENTS
OF THE GOVERNMENT OF
BAYELSA STATE OF NIGERIA



FINANCIAL GRAPH NO. 2
COMPARATIVE ANALYSIS OF BAYELSA STATE GOVERNMENT REVENUE
FOR THE YEARS ENDED 31ST DECEMBER, 2017-2018

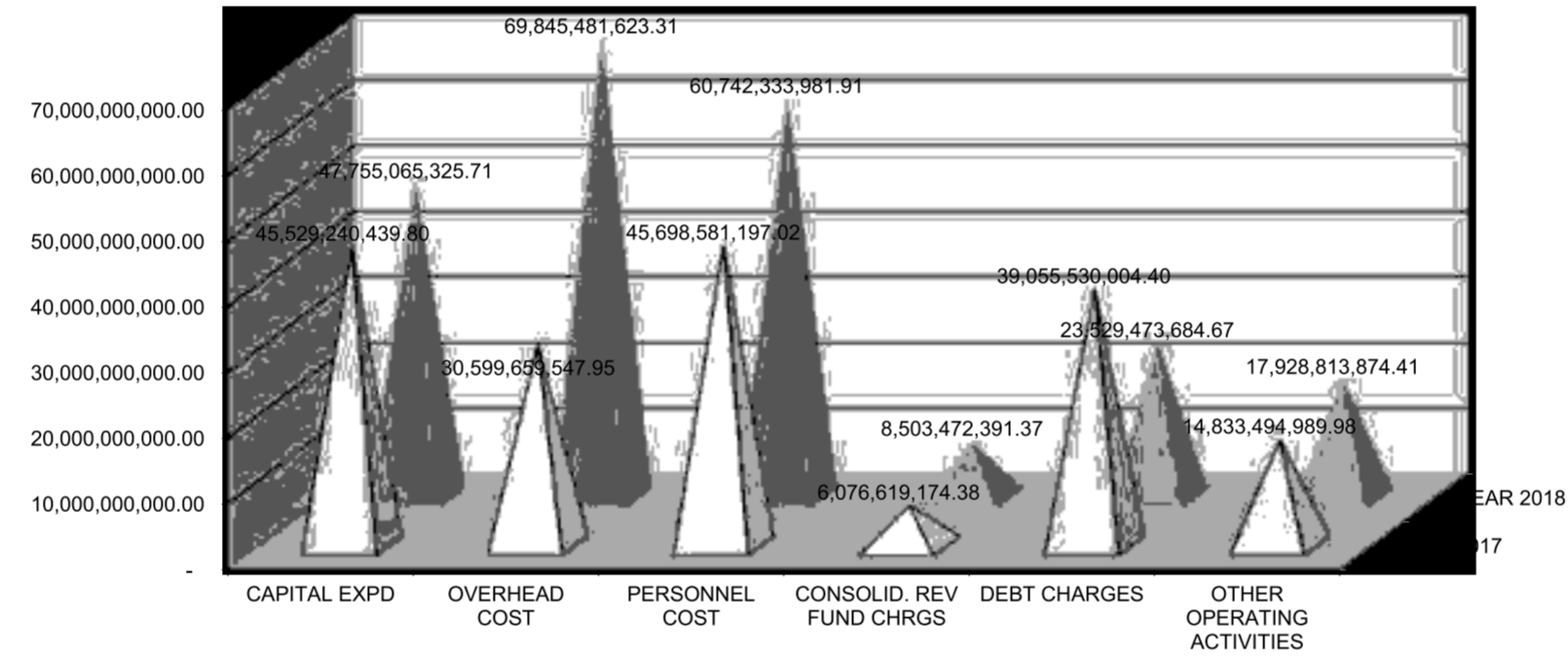




FINANCIAL STATEMENTS
OF THE GOVERNMENT OF
BAYELSA STATE OF NIGERIA



FINANCIAL GRAPHS NO. 3
COMPARATIVE EXPENDITURE PROFILE OF BAYELSA STATE
GOVERNMENT FOR THE YEARS ENDED 31ST DECEMBER 2017-2018




STATE FOR THE YEAR ENDED 31ST DECEMBER



FINANCIAL STATEMENTS
OF THE GOVERNMENT OF
BAYELSA STATE OF NIGERIA



ANNEX 6



ANNUAL REPORT OF THE ACCOUNTANT-GENERAL BAYELSA STATE FOR THE YEAR ENDED 31ST DECEMBER, 2018