



## **BORNO STATE GOVERNMENT OF NIGERIA**

# **FINANCIAL STATEMENTS**


**2018**





HIS EXCELLENCY  
**HON. KASHIM SHETTIMA**  
EXECUTIVE GOVERNOR, BORNO STATE







HIS EXCELLENCY  
**ALH. USMAN MAMMAN DURKWA**  
DEPUTY GOVERNOR, BORNO STATE






**ALH. MOHAMMED KAUI, FCPA, FCE**  
HONORABLE COMMISSIONER  
MINISTRY OF FINANCE, BUDGET AND PLANNING





**ENGR. MOHAMMED EMAT KOIS FNSE**  
PERMANENT SECRETARY, MINISTRY OF FINANCE





**ALH. MOHAMMED ABBA SANDA, FCNA**  
ACCOUNTANT GENERAL



# TREASURY MANAGEMENT TEAM



**BUNU BUKAR**  
DIRECTOR, EXPENDITURE CONTROL




**AISHATU IBRAHIM MUHAMMED**  
DIRECTOR, TREASURY OPERATIONS



**ABBAS MOHAMMED**  
DIRECTOR INSPECTORATE & INTERNAL AUDIT



**MALLIM AUDU MARAMA**  
DIRECTOR, COMPUTER & FINAL ACCOUNTS



**MOHAMMED IBRAHIM KAUMI**  
DEPUTY DIRECTOR, COMPUTER



**SHEHU YAKUBU GANA**  
DEPUTY DIRECTOR, CBC



**GREMA FANNAMI**  
DIRECTOR, STATE SALARIES





## TABLE OF CONTENTS

1.	Profiles	01
2.	About Borno	09
3.	Responsibility for the Financial Statements	10
4.	Accounting Policies	11
5.	Statement of Opinion of the Auditor General	13
6.	Statement by the Accountant General	15
7.	Financial Highlights for 2018 Financial Year	16
8.	Total Revenue Performance	17
9.	Recurrent Expenditure Performance	18
10.	Capital Expenditure Performance by Sector	19
11.	Total Expenditure Performance	20
12.	Five year summary of financial performance	21
13.	Five year budget summary	22
14.	Statement No. 1	23
15.	Project: Mat Factory	27
16.	Statement No. 2	28
17.	Statement No. 3	30
18.	Project:	33
19.	Statement No. 4	34
20.	Project:	38
21.	Notes to the Financial Statements	39
22.	Project:	51
23.	Notes to the Financial Statements	52
24.	Project:	68
25.	Notes to the Financial Statements	69
26.	Statement to Total Government Expenditure by Main Function	79
27.	Statement of Capital Expenditure by Programme	80

## ABOUT BORNO

Borno State is located at the North-Eastern corner of the country and occupies an area of 69,436sq km. This makes it one of the largest State in the Federation in terms of landmass. The State shares borders with three (3) countries of Niger Republic to the North, Chad Republic to the North and Cameroon to the East. The State has 27 Local Government Areas and a population of 2,596,589 as per the 1991 provisional census figure.

The Local Government Areas of the State are: Abadam, Askira Uba, Bama, Bayo, Biu, Chibok, Damboa, Dikwa, Gubio, Guzamala, Gwoza, Hawul, Jere, Kaga, Kala-Balge, Konduga, Kukawa, Kwaya Kusar, Mafa, Magumari, Maiduguri Metropolitan Council, Marte, Mobbar, Monguno, Ngala, Nganzai and Shani.

From the point of view of climate, Borno State is usually hot and dry for most part of the year and the rainy season lasts from June to September with an annual rainfall of between 500mm and 1,000 mm.

As to the people, the State is pluralistic in ethnic composition. The major ethnic groups include Kanuri, Babur/Bura, Marghi, Shuwa Arab, Waha, Mandara, Ghide, Wula, Fulani, Ngamargu, Chibok, Kanakuru and Koyam. Borno State is also divided into Emirates and are headed by Shehu and Emirs respectively while the Borno State Council of Emirs is headed by his Royal Highness, The Shehu of Borno.

Borno State which is located within the Lake Chad plains to the Biu Plateau is fertile for agricultural activities. Consequently, agriculture has been the main pre-occupation of its people as over 80% of the population is engaged in crop cultivation, animal husbandry, cattle rearing, fishing, trade and commerce. The State therefore has over 10,555,000 hectares of cultivable land suitable for the cultivation of

crops such as millet, sorghum, rice wheat, groundnut, cotton maize, sweet potatoes, gum Arabic, fruits and vegetables. Livestock rearing is undertaken all over the State and constitute over 35% of the National Herd being the largest producer in the country and indeed the West African Sub Region. The State also possesses one of the richest fishing grounds in Nigeria. These include Lake Chad and sundry rivers of Yobe, Kumadugu, Yadzaram, Alau Dam, Hawul, Gongola and Ndivan. In view of this the State has been the major supplier of preserved fish to other parts of the country.

In addition, the State is endowed with mineral resources which when fully tapped, can sustain the economy of the State, these include potash, soda ash, trona, glass, ornamental limestone, quarts, gypsum, diatomite, feldspar, alum, kaolin and manganese which are available in commercial quantities.



## RESPONSIBILITY FOR THE FINANCIAL STATEMENTS

The Financial Statements have been prepared in accordance with the provisions of the Finance (Control and Management) Act 1958 Cap 144 LFN as amended. The Financial Statements were prepared on the bases of Nigerian Format of Cash Basis International Public Sector Accounting Standards (IPSAS) and they comply with the General Accepted Accounting Principles (GAAP).

As the Accountant General of the State I am the Chief Accounting Officer of the receipts and payments of all government funds. I take appropriate steps to fulfill my financial reporting responsibilities. I am responsible for establishing and maintaining adequate system of internal controls and that the system provides adequate and reasonable assurances that transactions are appropriately recorded and are within statutory authority. I ensure that proper accounting records were maintained and that judgments and estimates were reasonable and relevant to the content of the financial statements. I also ensure and take responsibility for the integrity and reliability of the Financial Statements.

I confirm that the Financial Statements reflect the financial position and operations of the State Government as at December 31, 2018. The Accountant General accepts responsibility for the integrity of this Financial Statements and their compliance with the Finance (Control and Management) Act 1958 as amended.



Mohammed Abba Sanda, FCNA  
Accountant-General  
BORNO STATE, NIGERIA

## ACCOUNTING POLICIES

### 1. Financial Accounting and Reporting Framework:

The financial reporting framework of the Borno State Government is anchored on the Cash Basis of International Public Sector Accounting Standards (IPSAS). The standards integrate budget performance reporting to the financial statements. The accounting principles governing financial reporting are in accordance with the National Chart of Accounts and detailed accounting procedures in the Government Financial Regulations.

The Financial Statements have been prepared on the basis of the Nigerian Format of the General Purpose Financial Statements (GPFS) governed by the International Public Sector Accounting Standards (IPSAS). The Financial Statements presented are:

- i. Statement – 1:Statement of Cash Flow
- ii. Statement – 2:Statement of Assets and Liabilities
- iii. Statement – 3:Statement of Consolidated Revenue Fund (CRF)
- iv. Statement – 4:Statement of Capital Development Fund (CDF)

### 2. Accounting Convention and Basis of Preparation:

The Financial Statements have been prepared in line with

the Nigerian Format of Cash Basis IPSAS. The cash basis of accounting recognises transactions and events only when cash is received or paid by the entity.

### 3. Inflation:

No Adjustment has been made to reflect the impact of specific changes in the general price level on the Financial Statements.

### 4. Depreciation:

Non-Current Assets were written off in the year of purchase in accordance with the cash basis of accounting.

### 5. Public Debt:

Public Debt comprises of foreign borrowings, internal loans from banks, lending agencies, commercial institutions and amounts owed in respect of non-cash assistance provided by third parties.

### 6. Investments:

Investments are stated at lower of cost and market value. Incomes from investments are recognized when cash is received into the Consolidated Revenue Fund.

### 7. Employee Benefits:

This represents funded retirement benefits payable by the state government. The liabilities for retirement benefits are not recognised in the financial statements, in accordance with the Cash Basis of Accounting.

### 8. Budget and Reporting Period:

The budget and reporting period of these Financial Statements 01/01/2018 to 31/12/2018 i.e. 2018 Fiscal Year.



## ACCOUNTING POLICIES

### 9. Reporting Currency:

The reporting currency of the Financial Statements is the Nigerian Naira. Transactions in foreign currencies are converted to Naira at the rate prevailing at the time of transaction. Balances in foreign currencies are translated at the exchange rate ruling at the date of the Statements of Assets and Liabilities. The Central Bank of Nigeria rates as at 31st December 2018 were as follows:

USD @ N305.50 GBP @ N375.18 EURO @ N323.00

### 10. Revenue Recognition:

Revenue is recognized only when cash is received. It is recognized on gross basis and any related costs are recorded separately.

### 11. Recognition of Expenditure:

Expenditure is recognized when cash is paid.

### 12. Statement of Compliance:

The Financial Statements comply with the Nigerian Format of General Purpose Financial Statement.



## STATEMENT OF OPINION OF THE AUDITOR GENERAL FOR THE YEAR ENDED 31<sup>ST</sup> DECEMBER. 2018

In conformity with the provision of Section 125(2) of the Constitution of the Federal Republic of Nigeria. 1999 (as Amended), I have examined the Accounts and Financial Statements of the Government of Borno State of Nigeria for the year ended 31<sup>st</sup> December, 2018.

### Basis of Opinion

The audit was conducted in conformity with the Public Sector Auditing Standards and in accordance with the Audit Law (Chapter 15) of Borno State of Nigeria, 1994.

Proper returns have been rendered by Ministries, Departments and Agencies in compliance with the Public Finance (Control and Management) Laws 1958 (as Amended).

I have obtained the information and explanations necessary that I required for the discharge of my responsibility.

### Opinion

In compliance with Section 125(5) of the Constitution of the Federal Republic of Nigeria. 1999 (as Amended), the Financial Statements are in order.

In my opinion, I certify that the Financial Statements Numbers 1, 2,3, and 4 together with their related Notes/Schedules show a true and fair view of the state of affairs of the Government of Borno State as at 31<sup>st</sup> December, 2018



Alh. Shettima Bukar, FCPA, FCNA  
Auditor General, Borno State.

26th June, 2019.





## STATEMENT BY THE ACCOUNTANT GENERAL

I have the pleasure to present the Audited Financial Statements of the Borno State Government for the year ended 31 December, 2018 together with the Auditor General's Certificate thereon.

The Financial Statements of Borno State Government for the financial year 2018 have been prepared in accordance with the International Public Sector Accounting Standard (IPSAS). This basis of accounting makes financial statements presentation more user friendly and meets stakeholders' expectations. The report contains government performance according to programmes and functions to meet stakeholders' information needs.

The 2018 fiscal year was still hard for the people and the state government. The adverse impact of the insurgency on the State's economic activities was persistent, leading to low Internally Generated Revenue (IGR). The National Economy performed slightly better than the previous year, especially as statutory allocation recorded moderate increase. The State maintained prompt payment of staff salaries throughout the year.



Mohammed Abba Sanda, FCNA  
Accountant-General  
BORNO STATE, NIGERIA



## FINANCIAL HIGHLIGHTS FOR THE 2018 FINANCIAL YEAR

The year 2018 Budget size was 179,181,514,000.00. This comprises of Capital Expenditure Estimate of N115,606,583,000.00 and recurrent expenditure Estimate of N63,181,991,000.00. The Capital Expenditure Estimate represented 65.10% of the Budget size while the Recurrent Expenditure Estimate was 34.90% of the total Budget size.

**Table 1: The Financial Highlights for the year 2018 are as follows:**

<b>PARTICULARS</b>	<b>ACTUAL 2018</b>	<b>FINAL BUDGET 2018</b>	<b>BUDGET PERFORMANCE FOR THE YEAR</b>
	<b>N</b>	<b>N</b>	<b>%</b>
<b>REVENUE</b>			
<b>Internally Generated Revenue</b>	<b>5,730,917,357</b>	<b>13,748,976,000</b>	<b>41.68</b>
<b>FAAC Statutory Allocation</b>	<b>82,815,032,334</b>	<b>126,322,197,000</b>	<b>65.56</b>
<b>Capital Receipts FGN</b>	<b>-</b>	<b>-</b>	<b>-</b>
<b>Budget Support Loans</b>	<b>-</b>	<b>-</b>	<b>-</b>
<b>Other Capital Receipts</b>	<b>-</b>	<b>-</b>	<b>-</b>
<b>Aids and grants</b>	<b>723,000,000</b>	<b>-</b>	<b>-</b>
<b>Opening Balance</b>	<b>-</b>	<b>-</b>	<b>-</b>
<b>Total</b>	<b>89,268,949,691</b>	<b>140,071,171,000</b>	<b>63.57</b>

# Total Revenue Performance

Table 2.

REVENUE	Budget 2018	Actual 2018	Budget Performance (%)
Internally Generated Revenue (IGR)	13,748,976,000	5,730,917,357	41.68
FAAC: Statutory Allocation	126,322,197,000	82,815,032,334	65.56
Capital Receipts			
Aids & Grants	-	723,000,000	3.16
<b>Total</b>	<b>140,071,173,000</b>	<b>89,268,949,641</b>	<b>63.57</b>

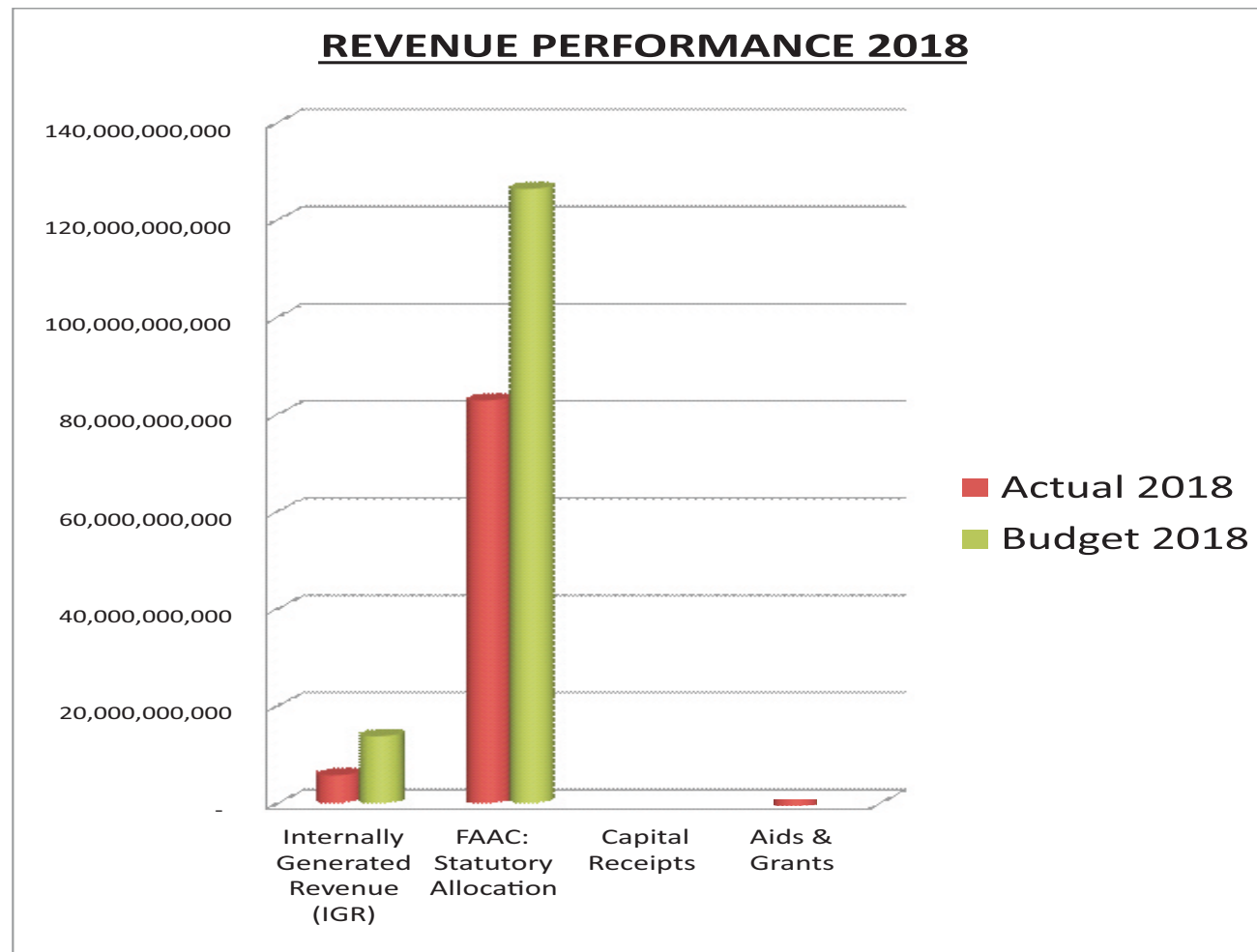


Fig. 2 Bar Chart Showing Revenue Performance

# Recurrent Expenditure Performance

Table 3.

DESCRIPTION	Budget 2018	Actual 2018	
Personnel Cost	32,106,400,000	23,419,124,029	72.94
Pensions & Gratuity	10,200,000,000	6,617,043,688	64.87
Overhead Cost-Ministries	17,448,450,000	9,696,286,382	55.57
Overhead Cost-Boards & Parastatals	3,427,081,000	3,307,909,541	96.52
Total	63,181,931,000	43,040,363,640	68.12

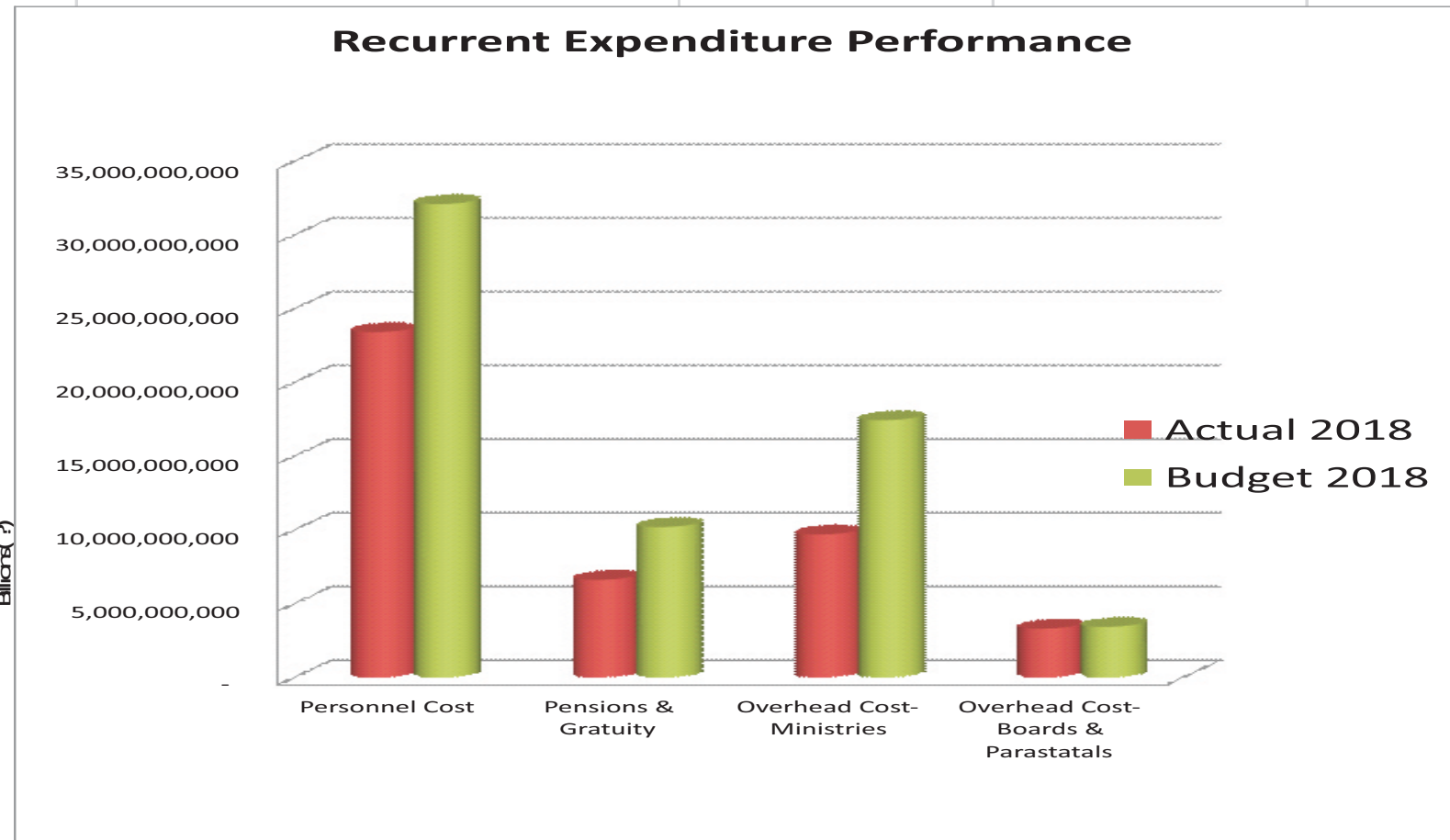


Fig. 3 Bar Chart Showing Recurrent Expenditure Performance

## Capital Expenditure Performance By Sector

Table 4.

SECTOR	Budget 2018	Actual 2018	Budget Performance (%)
Administration	16,438,826,000	2,437,047,731	14.82
Economic	61,465,851,000	23,647,488,597	38.47
Law & Justice	1,329,000,000	90,350,000	6.80
Social Services	37,412,906,000	14,945,235,066	39.95
Total	116,646,583,000	41,120,121,394	35.34

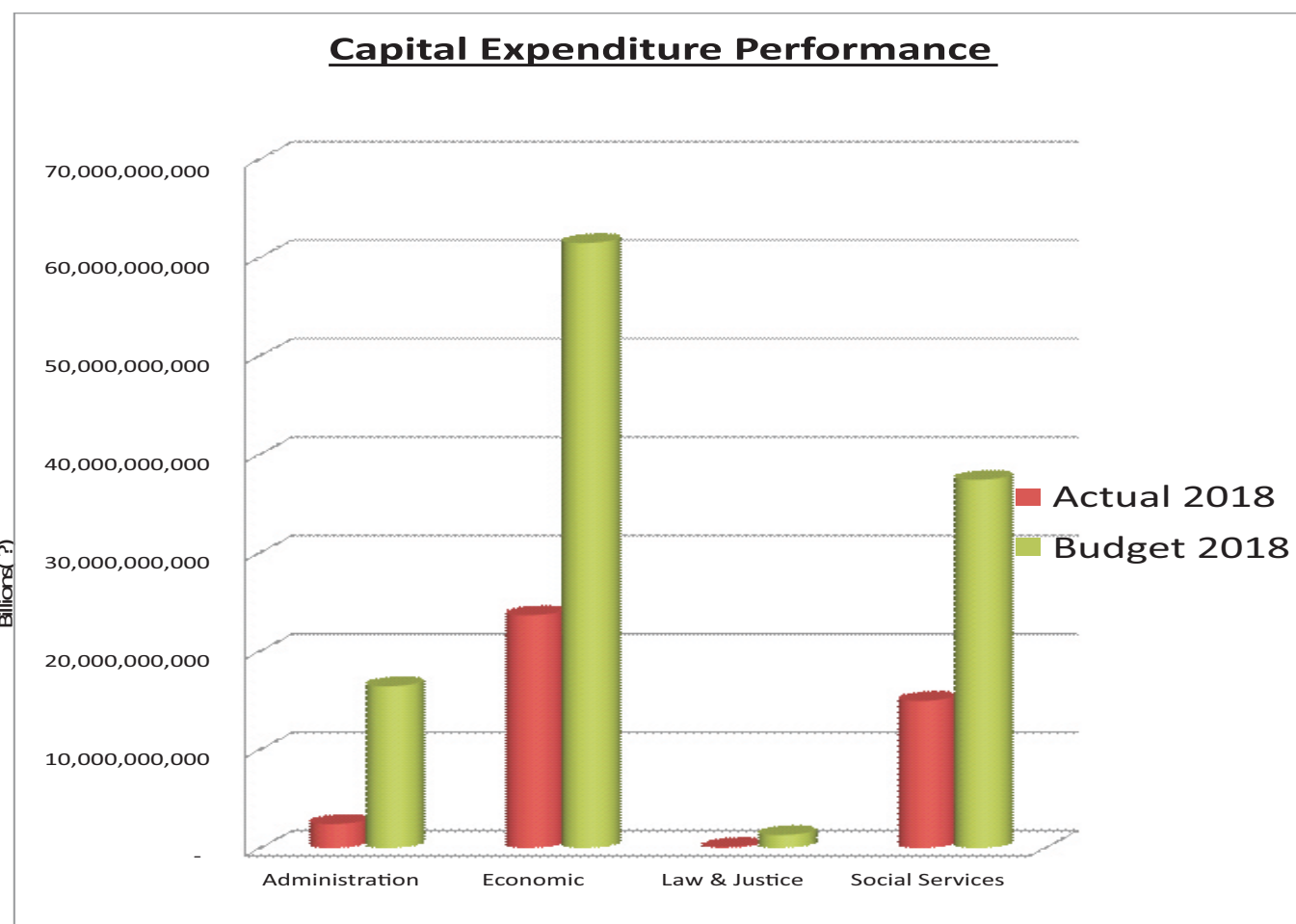


Fig. 4 Bar Chart Showing Capital Expenditure Performance

# Total Expenditure Performance

Table 6.

<b>EXPENDITURE</b>	<b>Budget 2018</b>	<b>Actual 2018</b>	<b>Budget Performance (%)</b>
Recurrent	63,181,931,000	43,040,363,640	68.12
Capital	116,646,583,000	41,120,121,394	35.25
<b>Total</b>	<b>179,828,514,000</b>	<b>84,160,485,034</b>	<b>46.80</b>

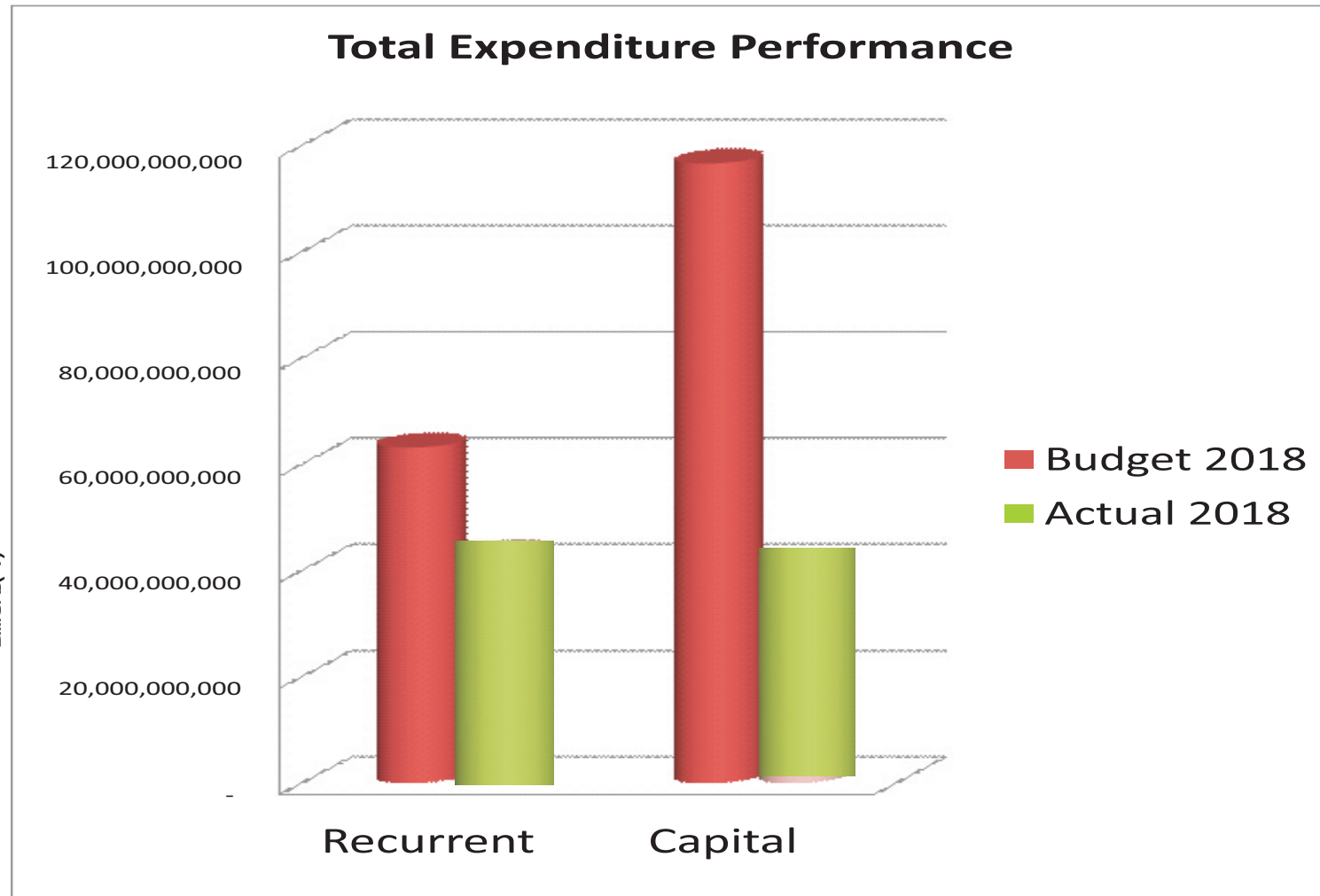


Fig. 6 Bar Chart Showing Total Expenditure Performance

**BORNO STATE GOVERNMENT OF NIGERIA**  
**FINANCIAL STATEMENT FOR 2018**  
**FIVE YEAR SUMMARY OF FINANCIAL PERFORMANCE**

DESCRIPTION	2014	2015	2016	2017	2018
	N	N	N	N	N
Federation Account Allocation (FAAC)	64,098,831,135	48,778,250,511	53,595,690,823	65,954,352,288	82,815,032,334
Internally Generated Revenue (IGR)	2,431,421,266	2,522,303,132	3,368,918,041	3,388,145,222	6,822,108,918
Capital Receipts	4,057,660,573	334,889,928	616,671,026	-	-
Aids & Grants	433,686,222	650,812,072	420,576,131	-	723,000,000
FGN Bailout Loan Receipts	-	17,680,080,000	22,762,265,646	8,255,000,000	-
<b>Total Receipt</b>	<b>71,021,599,196</b>	<b>69,966,335,643</b>	<b>80,764,121,667</b>	<b>77,597,497,510</b>	<b>90,360,141,252</b>
Personnel Costs (including Pension & Gratuity)	33,166,508,311	32,463,496,151	29,374,343,405	30,298,340,409	30,036,167,716
Overhead Costs	13,602,938,232	12,119,195,263	13,519,475,039	14,146,278,108	13,004,195,923
<b>Total Recurrent Expenditure</b>	<b>46,769,446,543</b>	<b>44,582,691,414</b>	<b>42,893,818,444</b>	<b>44,444,618,517</b>	<b>43,040,363,639</b>
Capital Expenditure	30,110,905,637	14,436,631,698	35,806,343,986	37,460,404,447	41,117,165,894
<b>Total Expenditure</b>	<b>76,880,352,180</b>	<b>59,019,323,112</b>	<b>78,700,162,430</b>	<b>81,905,022,964</b>	<b>84,157,529,533</b>
Capital Expenditure Ratio	39%	24%	45%	46%	49%

**BORNO STATE GOVERNMENT OF NIGERIA**  
**FINANCIAL STATEMENT FOR 2018**  
**FIVE YEAR BUDGET SUMMARY**

DESCRIPTION	2014	2015	2016	2017	2018
	N	N	N	N	N
Federation Account Allocation (FAAC)	124,114,531,000	98,437,678,146	95,502,801,506	117,663,719,507	126,322,197,000
Internally Generated Revenue (IGR)	32,249,237,000	39,424,113,849	59,738,513,957	29,232,272,782	16,075,548,000
<b>Total Recurrent Revenue</b>	<b>156,363,768,000</b>	<b>137,861,791,995</b>	<b>155,241,315,463</b>	<b>146,895,992,289</b>	<b>142,397,745,000</b>
Capital Receipts	9,914,149,000	4,144,915,280	7,644,291,479	17,042,600,420	4,019,772,000
Aids & Grants	5,678,145,000	5,962,052,250	6,260,154,863	8,401,896,373	22,910,997,000
FGN Bailout Loan Receipts				10,000,000,000	10,000,000,000
<b>Total Capital Receipt</b>	<b>15,592,294,000</b>	<b>10,106,967,530</b>	<b>13,904,446,342</b>	<b>35,444,496,793</b>	<b>36,930,769,000</b>
<b>Total Receipt</b>	<b>171,956,062,000</b>	<b>147,968,759,525</b>	<b>169,145,761,805</b>	<b>182,340,489,082</b>	
Personnel Costs (including Pension & Gratuity)	44,043,209,000	43,923,551,850	45,817,900,333	47,162,191,739	42,306,400,000
Overhead Costs	16,912,754,000	19,034,675,150	16,641,095,928	12,495,351,818	20,875,531,000
<b>Total Recurrent Expenditure</b>	<b>60,955,963,000</b>	<b>62,958,227,000</b>	<b>62,458,996,261</b>	<b>59,657,543,557</b>	<b>63,181,931,000</b>
Capital Expenditure	143,473,069,000	113,010,532,525	106,937,444,050	124,182,945,524	118,646,583,000
<b>Total Expenditure</b>	<b>204,429,032,000</b>	<b>175,968,759,525</b>	<b>169,396,440,311</b>	<b>183,840,489,081</b>	<b>181,828,514,000</b>
Capital Expenditure Ratio	70%	64%	63%	68%	65%
FAAC Revenue Performance	37%	33%	32%	36%	46%
IGR Performance	1%	2%	2%	2%	4%
Total Revenue Performance	41%	47%	48%	43%	50%
IGR to Personnel Cost Ratio	73%	90%	130%	62%	38%
Recurrent Budget Performance	77%	71%	69%	74%	68%
Capital Budget Performance	21%	13%	33%	30%	35%

**STATEMENT NO. 1**  
**BORNO STATE GOVERNMENT OF NIGERIA**  
**STATEMENT OF CASH FLOW FOR THE YEAR ENDED 31ST DECEMBER, 2018**

ORIGINAL BUDGET 2018		NOTES	2018	2017
N			N	N
	<b>Cash Flow from Statutory Government Revenue</b>			
86,000,000,000	Statutory Allocations: FAAC	1	52,830,015,263	35,228,651,356
15,733,944,000	Statutory Allocations: Excess Crude Oil	1	91,397,917	-
-	Forex Equalisation	1	1,390,225,865	-
-	Foreign Exchange Gain	1	527,213,938	2,828,630,015
-	Excess PPT	1	234,345,003	2,311,087,361
-	Refund of Paris Club Loan Over Deduction	1	15,391,644,262	14,681,869,750
-	Solid Minerals	1	-	-
-	Excess Bank Charges	1	128,999,043	8,262,477
-	NISS Inflow/Stablisation Allocation	1	-	133,318,847
-	Additional Fund from NNPC		85,832,880	-
24,588,253,000	Value Added Tax Allocation	1	12,135,358,163	10,762,532,482
<b>126,322,197,000</b>	<b>Total Cash Flow from Statutory Government Revenue</b>		<b>82,815,032,334</b>	<b>65,954,352,288</b>
	<b>Cash Flow from Independent Government Revenue</b>			
3,570,581,000	Direct Taxes	2	4,276,689,626	3,161,299,961
120,760,000	Licences	2	101,555,524	90,718,423
2,357,625,000	Fees	2	352,286,215	36,049,571
14,472,000	Fines	2	500,000	-
1,478,906,000	Sales	2	311,053,074	-
887,227,000	Earnings	2	2,820,000	-
91,321,000	Sales/Rent of Government Building:	2	-	-
70,528,000	Sales/Rent on Land and Others:	2	10,769,831	-



**BORNO STATE GOVERNMENT OF NIGERIA**  
**STATEMENT OF CASH FLOW FOR THE YEAR ENDED 31ST DECEMBER, 2018**

567,788,000	Investment Income	2	-	-
2,398,643,000	Interest Earned	2	-	100,077,267
2,191,125,000	Revenue from Boards and Parastatals		675,243,087	
<b>13,748,976,000</b>	<b>Total Cash Flow from Independent Government Revenue</b>		<b>5,730,917,357</b>	<b>3,388,145,222</b>
-				
-	<b>Cash Flow from Other Revenue Sources of Government</b>			
-	Other Revenue Sources of the State Government	3	-	375,660,615
-	Other Recurrent Receipts	3	430,979,020	39,489,946
-	Receipt from Other Government Fund		660,212,541	989,749,771
-	Current Domestic Grant		-	-
2,326,572,000	Domestic Aids		-	-
-	Donations to the State		-	120,000,000
-	Arrears of Revenue			
<b>2,326,572,000</b>	<b>Total Cash Flow from Other Government Revenue Sources</b>		<b>1,091,191,561</b>	<b>1,524,900,332</b>
<b>142,397,745,000</b>	<b>Total Operating Cash Flow from all Government Revenue Sources</b>		<b>89,637,141,252</b>	<b>70,867,397,842</b>
	<b>Less: Cash Flow from Recurrent Government Services</b>			
32,106,400,000	Personal Costs (Including Salaries on CRF Charges & Personnel Cost Subvention to Boards & Parastatals):	4&7	23,419,124,029	29,083,546,853
10,200,000,000	Pension & Gratuity (Funded Benefits)	5	6,617,043,688	1,214,793,556
17,448,450,000	Overhead Costs Expenditure - MDAs	6	9,696,286,382	9,971,950,052
3,427,081,000	Subvention to Boards & Parastatals - Overhead Cost	7A	3,307,909,541	4,174,328,056
<b>63,181,931,000</b>	<b>Total Cash Flow from Recurrent Government Services</b>		<b>43,040,363,639</b>	<b>44,444,618,517</b>
<b>79,215,814,000</b>	<b>Net Cash Flow from Government Operating Activities</b>		<b>46,596,777,612</b>	<b>26,422,779,325</b>

**BORNO STATE GOVERNMENT OF NIGERIA**  
**STATEMENT OF CASH FLOW FOR THE YEAR ENDED 31ST DECEMBER, 2018**

	Less: Cash Flows from Acquisition of Non-Current Assets, Construction & Other Capital Projects:			
16,438,826,000	Capital Expenditure: Administrative Sector	12	2,434,092,231	2,336,133,350
63,465,851,000	Capital Expenditure: Economic Sector	12	23,647,488,597	21,321,736,530
1,329,000,000	Capital Expenditure: Law and Justice Sector	12	90,350,000	74,256,500
37,412,906,000	Capital Expenditure: Social Service Sector	12	14,945,235,066	13,728,278,067
<b>118,646,583,000</b>	<b>Total Cash Flows from Acquisition of Non-Current Assets, Construction &amp; Other Capital Projects:</b>		<b>41,117,165,894</b>	<b>37,460,404,447</b>
	<b>Cash Flows from Financing Activities:</b>			
-	Capital Receipts	9		8,255,000,000
22,910,997,000	Proceed from Aids and Grants	10	723,000,000	-
4,019,772,000	Other Capital Receipts	11		
-	Repayment of External Loans (Including Servicing )	1A	(204,827,855)	(223,886,059)
-	Repayment of Internal Loans (Including Servicing )	1A	(3,876,852,782)	(3,876,852,781)
-	Proceeds from Other Government Funds	19	(2,200,000,000)	-
10,000,000,000	Domestic Loans & Borrowing			
<b>36,930,769,000</b>	<b>Total Cash Flow from Financing Activities:</b>		<b>(5,558,680,637)</b>	<b>4,154,261,160</b>
<b>(2,500,000,000)</b>	<b>Net Cash Flow before Changes in Cash &amp; Cash Equivalent</b>		<b>(79,068,919)</b>	<b>(6,883,363,962)</b>
	<b>Movement in Other Cash Equivalent Accounts:</b>			
-	Net (Increase)/Decrease in Investments & Advances:	16	8,774,137	11,337,728
-	Net Increase/(Decrease) in Deposits:	20	406,201,447	956,569,529
-	National Housing Fund - Staff Contribution Fund	21	(399,252,407)	614,124,720
	<b>Total Cashflow from Other Cash Equivalent Accounts</b>		<b>15,723,177</b>	<b>1,582,031,977</b>

**BORNO STATE GOVERNMENT OF NIGERIA**  
**STATEMENT OF CASH FLOW FOR THE YEAR ENDED 31ST DECEMBER, 2018**

(2,500,000,000)	Net Cash for the Year		(63,345,741)	(5,301,331,985)
2,500,000,000	Cash & Its Equivalent as at 1st January		11,448,195,841	16,749,527,826
-	Cash & Its Equivalent as at 31st December	14	11,384,850,100	11,448,195,841
	Cash & Bank Balances (including Cash in Transit)	14	11,384,850,100	11,448,195,842



**PLASTIC MAT WEAVING COMPANY**



**POP CORN PROCESSING COMPANY**



**SOLOR PANEL MANUFACTURING PLANT**

**STATEMENT NO. 2**  
**BORNO STATE GOVERNMENT OF NIGERIA**  
**STATEMENT OF ASSETS AND LIABILITIES FOR THE YEAR ENDED 31ST DECEMBER, 2018**

ASSETS:-	NOTES	2018	2017
Liquid Assets:-		N	N
Cash Held by AG:			
Treasury Account Bank Balances	14	9,755,061,101	10,000,683,570
Cash held by Ministries, Departments & Agencies:- Overhead Costs A/c	14	64,281,440	81,759,190
Cash held by Ministries, Departments & Agencies:- Capital A/c	14	1,211,120,152	1,184,309,764
Cash in Transit	14	300,318,124	136,148,170
Cash Balances of Trust & Other Funds	14	54,069,284	45,295,147
<b>TOTAL LIQUID ASSETS</b>		<b>11,384,850,101</b>	<b>11,448,195,842</b>
Investment and Other Cash Assets:			
State Government Investments		89,853,003	89,853,003
Staff Loans & Advances		88,991,180	88,991,180
Loan to Other Government		216,250,297	-
<b>TOTAL INVESTMENT AND OTHER CASH ASSETS</b>		<b>395,094,480</b>	<b>178,844,183</b>
<b>TOTAL ASSETS</b>		<b><u>11,779,944,581</u></b>	<b><u>11,627,040,025</u></b>

**BORNO STATE GOVERNMENT OF NIGERIA**  
**STATEMENT OF ASSETS AND LIABILITIES FOR THE YEAR ENDED 31ST DECEMBER, 2018**

<b>PUBLIC FUNDS &amp; LIABILITIES:-</b>			
<b>PUBLIC FUNDS</b>			
Consolidated Revenue Fund:		8,069,594,053	5,148,295,631
Capital Development Fund:		3,341,078,954	3,735,244,848
Trust & Other Public Fund:	19	154,399,261	2,129,374,827
National Housing Fund - Staff Contribution Fund	21	214,872,313	614,124,720
<b>PUBLIC FUNDS &amp; LIABILITIES:-</b>		<b><u>11,779,944,581</u></b>	<b><u>11,627,040,025</u></b>

## STATEMENT NO. 3 BORNO STATE GOVERNMENT OF NIGERIA

### STATEMENT OF CONSOLIDATED REVENUE FUND (CRF) FOR THE YEAR ENDED 31ST DECEMBER, 2018

ACTUAL PREVIOUS YEAR 2017		NOTES	ACTUAL YEAR 2018	FINAL BUDGET 2018	ORIGINAL BUDGET 2018	VARIANCE ON FINAL BUDGET
N			N	N	N	N
11,881,023,345	Opening Balance		5,148,295,631	-	-	(5,148,295,631)
	<b>ADD: REVENUE</b>					
35,228,651,356	Statutory Allocation: FAAC	1	52,830,015,263	86,000,000,000	86,000,000,000	33,169,984,737
-	Statutory Allocation: Excess Crude Oil	1	91,397,917	15,733,944,000	15,733,944,000	15,642,546,083
-	Forex Equalisation	1	1,390,225,865	-	-	(1,390,225,865)
2,311,087,361	Excess PPT	1	234,345,003	-	-	(234,345,003)
2,828,630,015	Share of Federal Account Allocation - Exchange Gain	1	527,213,938	-	-	(527,213,938)
14,681,869,750	Refund of Paris Club Loan Over Deduction	1	15,391,644,262	-	-	(15,391,644,262)
133,318,847	NISS Inflow/Stablisation Allocation	1	-	-	-	0
-	Solid Minerals	1	-	-	-	0
8,262,477	Recovery Bank Charges	1	128,999,043	-	-	(128,999,043)
-	Additional Fund from NNPC		85,832,880	-	-	-
10,762,532,482	Value Added Tax Allocation	1	12,135,358,163	24,588,253,000	24,588,253,000	12,452,894,837
<b>65,954,352,288</b>	<b>Sub-Total - Statutory Allocation</b>		<b>82,815,032,334</b>	<b>126,322,197,000</b>	<b>126,322,197,000</b>	<b>43,592,997,546</b>
3,161,299,961	Direct Taxes	2	4,276,689,626	3,570,581,000	3,570,581,000	(706,108,626)
90,718,423	Licences	2	101,555,524	120,760,000	120,760,000	19,204,476
36,049,571	Fees:	2	352,286,215	2,357,625,000	2,357,625,000	2,005,338,785
-	Fines	2	500,000	14,472,000	14,472,000	13,972,000
-	Sales	2	311,053,074	1,478,906,000	1,478,906,000	1,167,852,926
-	Earnings:	2	2,820,000	887,227,000	887,227,000	884,407,000
-	Sales/Rent of Government Building:	2	-	91,321,000	91,321,000	91,321,000

**BORNO STATE GOVERNMENT OF NIGERIA**  
STATEMENT OF CONSOLIDATED REVENUE FUND (CRF) FOR THE YEAR ENDED 31ST DECEMBER, 2018

-	Sales/Rent of Land & Others	2	10,769,831	70,528,000	70,528,000	-
-	Investment Income	2	-	567,788,000	567,788,000	-
100,077,267	Interest Earned	2	-	2,398,643,000	2,398,643,000	2,398,643,000
	Revenue Boards & Parastatals		675,243,087	2,191,125,000	2,191,125,000	1,515,881,913
3,388,145,222	Sub-Total-Independent Revenue		5,730,917,357	13,748,976,000	13,748,976,000	7,390,512,474
	Revenue from Other Sources:					
120,000,000	Donations	3		-	-	-
-	Other Recurrent Receipts (Special Fund)	3		-	-	-
375,660,615	Other Receipts by MDAs		430,979,020	-	-	(430,979,020)
989,749,771	Receipt from Other Government Fund		660,212,541	-	-	(660,212,541)
39,489,946	Other Recurrent Receipts			-	-	0
-	Domestic Aids			2,326,572,000	2,326,572,000	2,326,572,000
956,569,529	Deposit Receipts		512,189,986			(512,189,986)
2,481,469,861	Total Other Government Revenue		1,603,381,547	2,326,572,000	2,326,572,000	723,190,453
83,704,990,716	TOTAL REVENUE:		95,297,626,868	142,397,745,000	142,397,745,000	47,100,118,132
	LESS: RECURRENT EXPENDITURE					
29,083,546,853	Personal Costs (Including Salaries on CRF Charges & Personnel Cost Subvention to Boards & Parastatals):	4	23,419,124,029	32,106,400,000	32,106,400,000	8,687,275,971
1,214,793,556	Pension & Gratuity	5	6,617,043,688	10,200,000,000	10,200,000,000	3,582,956,312
9,971,950,052	Overhead Cost Expenditure	6	9,696,286,382	17,448,450,000	17,448,450,000	7,752,163,618
4,174,328,056	Subvention to Parastatals: Overhead Cost	7	3,307,909,541	3,427,081,000	3,427,081,000	119,171,459
44,444,618,517	Sub-Total		43,040,363,639	63,181,931,000	63,181,931,000	20,141,567,361



**BORNO STATE GOVERNMENT OF NIGERIA**  
STATEMENT OF CONSOLIDATED REVENUE FUND (CRF) FOR THE YEAR ENDED 31ST DECEMBER, 2018

	OTHER RECURRENT PAYMENT/EXPENDITURE:					
223,886,059	Repayment of External Loans (Including Servicing )	1A	204,827,855	-	-	(204,827,855)
3,876,852,781	Repayment of Internal Loans (Including Servicing )	1A	3,876,852,782	-	-	(3,876,852,782)
11,337,728	Other Operating Activities		-	-	-	-
	Repayments: Deposit Liabilities		105,988,538	-	-	(105,988,538)
4,112,076,568	Sub-Total		4,187,669,175	-	-	(4,187,669,175)
48,556,695,085	TOTAL EXPENDITURE:		47,228,032,815	63,181,931,000	63,181,931,000	15,953,898,185
						-
35,148,295,631	OPERATING BALANCE:		48,069,594,053	79,215,814,000	79,215,814,000	31,146,219,947
	APPROPRIATIONS/TRANSFERS:					-
30,000,000,000	Transfer to Capital Development Fund (CDF)		40,000,000,000	79,215,814,000	79,215,814,000	39,215,814,000
						-
5,148,295,631	Closing Balance:		8,069,594,053	-	-	(8,069,594,053)



**USMAN GAJI GALTIMARI HOUSING ESTATE**

**STATEMENT NO. 4**  
**BORNO STATE GOVERNMENT OF NIGERIA**

STATEMENT OF CAPITAL DEVELOPMENT FUND (CDF) FOR THE YEAR ENDED 31ST DECEMBER, 2018

	NOTES	Actual 2018	FINAL BUDGET 2018	INITIAL/ORIGINAL BUDGET 2018	VARIANCE
		N	N	N	N
Opening Balance		3,735,244,848	2,500,000,000	2,500,000,000	(1,235,244,848)
					-
<b>ADD: REVENUE</b>					-
Transfer from Consolidated Revenue Fund:	8	40,000,000,000	79,215,814,000	79,215,814,000	39,215,814,000
Capital Receipts	9	-	-	-	-
Domestic Loans & Borrowing			10,000,000,000	10,000,000,000	10,000,000,000
Aids and Grants	10	723,000,000	-	-	(723,000,000)
Other Capital Receipts	11	-	-	-	-
Capital Foreign Grant		-	22,910,997,000	22,910,997,000	22,910,997,000
Current Domestic Grant		-	4,019,772,000	4,019,772,000	4,019,772,000
<b>Sub-Total Revenue</b>		<b>40,723,000,000</b>	<b>116,146,583,000</b>	<b>116,146,583,000</b>	<b>75,423,583,000</b>
<b>TOTAL REVENUE AVAILABLE:</b>		<b>44,458,244,844</b>	<b>118,646,583,000</b>	<b>118,646,583,000</b>	<b>74,188,338,153</b>

**BORNO STATE GOVERNMENT OF NIGERIA**  
 NOTES TO THE FINANCIAL STATEMENTS FOR THE YEAR ENDED 31ST DECEMBER, 2018

LESS: CAPITAL EXPENDITURE					
Capital Expenditure: Administrative Sector	12	2,434,092,231	16,438,826,000	16,438,826,000	14,004,733,769
Capital Expenditure: Economic Sector	12	23,647,488,597	63,465,851,000	63,465,851,000	39,818,362,403
Capital Expenditure: Law and Justice	12	90,350,000	1,329,000,000	1,329,000,000	1,238,650,000
Capital Expenditure: Social Service Sector	12	14,945,235,066	37,412,906,000	37,412,906,000	22,467,670,934
<b>TOTAL CAPITAL EXPENDITURE:</b>		<b>41,117,165,894</b>	<b>118,646,583,000</b>	<b>118,646,583,000</b>	<b>77,529,417,106</b>
CLOSING BALANCE		3,341,078,954	-	-	(3,341,078,954)

**BORNO STATE GOVERNMENT OF NIGERIA**  
**NOTES TO THE FINANCIAL STATEMENTS FOR THE YEAR ENDED 31ST DECEMBER, 2018**

NOTE										
I	GOVERNMENT SHARE OF FAAC (STATUTORY REVENUE)									
IA	2018					2017				
MONTH	NET RECEIPT	DEDUCTION AS SOURCE - FOREIGN LOAN REPAYMENT	DEDUCTION AT SOURCE - FGN BAILOUT LOANS REPAYMENT	DEDUCTION AT SOURCE - FGN EXCESS CRUDE BACKED LOAN	TOTAL	NET RECEIPT	DEDUCTION AS SOURCE - FOREIGN LOAN REPAYMENT	DEDUCTION AS SOURCE - FGN BAILOUT LOANS REPAYMENT	DEDUCTION AT SOURCE - FGN EXCESS CRUDE BACKED LOAN	TOTAL
	N	N	N	N	N	N	N	N	N	N
JANUARY	3,839,402,015	17,411,846	196,395,291	126,675,774	4,179,884,926	1,417,089,940	17,423,313	196,395,291	126,675,774	1,757,584,318
FEBRUARY	3,804,613,110	16,387,923	196,395,291	126,675,774	4,144,072,098	1,870,463,614	19,900,586	196,395,292	126,675,773	2,213,435,265
MARCH	3,941,145,790	16,388,405	196,395,291	126,675,774	4,280,605,260	1,611,047,637	19,900,586	196,395,292	126,675,774	1,954,019,289
APRIL	3,356,342,413	16,388,405	196,395,291	126,675,774	3,695,801,883	1,925,562,358	19,900,586	196,395,292	126,675,774	2,268,534,010
MAY	4,252,447,044	16,388,405	196,395,291	126,675,774	4,591,906,514	1,725,080,370	19,900,586	196,395,292	126,675,773	2,068,052,021
JUNE	4,127,073,124	16,388,405	196,395,291	126,675,774	4,466,532,594	2,111,276,258	19,900,586	196,395,292	126,675,774	2,454,247,910
JULY	4,308,444,547	16,388,405	196,395,291	126,675,773	4,647,904,016	4,225,315,382	19,900,586	196,395,292	126,675,773	4,568,287,033
AUGUST	4,143,165,736	17,817,212	196,395,292	126,675,774	4,484,054,014	2,674,957,350	17,411,846	196,395,292	126,675,773	3,015,440,261
SEPTEMBER	4,227,334,717	17,817,212	196,395,292	126,675,774	4,568,222,995	3,990,422,023	17,411,846	196,395,292	126,675,773	4,330,904,934
OCTOBER	4,035,608,431	17,817,212	196,395,291	126,675,774	4,376,496,708	2,950,859,621	17,411,846	196,395,292	126,675,773	3,291,342,532
NOVEMBER	4,385,323,720	17,817,212	196,395,292	126,675,774	4,726,211,998	2,841,177,018	17,411,846	196,395,292	126,675,773	3,181,659,929
DECEMBER	4,327,433,979	17,817,213	196,395,291	126,675,774	4,668,322,257	3,784,660,944	17,411,846	196,395,291	126,675,773	4,125,143,854
TOTAL	48,748,334,626	204,827,855	2,356,743,495	1,520,109,287	52,830,015,263	31,127,912,515	223,886,059	2,356,743,502	1,520,109,280	35,228,651,356

**BORNO STATE GOVERNMENT OF NIGERIA**  
**NOTES TO THE FINANCIAL STATEMENTS FOR THE YEAR ENDED 31ST DECEMBER, 2018**

IB	OTHER STATUTORY ALLOCATION														
	2018									2017					
	A	B	C	D	E	F	G	H	AA	BB	CC	DD	EE	FF	
MONTH	Value Added Tax	Exchange Gain	PPT	Excess Bank Charges	Additional Fund from NNPC	Refund of Paris Club Loan Over deduction Refund	Excess Crude	Forex Equalisation	Value Added Tax	Exchange Gain	Excess PPT	NISS Inflow/ Stabilisation Allocation	Excess Bank Charges	Refund of Paris Club Loan Over deduction Refund	
	N	N	N	N	N	N	N	N	N	N	N	N	N	N	
JANUARY	925,961,035	-	234,345,003	16,972,433	-	-	-	-	878,187,499	412,335,777	327,490,274	-	-	-	
FEBRUARY	1,069,176,890	-	-	-	-	-	-	-	838,057,190	375,369,285	463,463,606	-	-	-	
MARCH	985,383,030	-	-	5,729,866	-	-	-	-	771,930,354	311,175,583	463,844,431	-	-	-	
APRIL	992,561,283	-	-	-	-	-	-	476,246,691	883,717,109	518,633,898	169,539,219	-	-	-	
MAY	956,495,646	-	-	3,667,100	85,832,880	-	-	-	933,451,764	297,501,010	155,566,491	-	-	-	
JUNE	1,032,661,473	-	-	-	-	-	-	-	889,015,975	510,862,805	-	133,318,847	-	-	
JULY	939,925,106	318,737,119	-	64,085,399	-	-	-	-	918,938,643	-	-	-	-	7,340,934,875	
AUGUST	879,069,063	190,620,876	-	-	-	-	91,397,917	-	889,740,542	-	-	-	-	-	
SEPTEMBER	1,275,263,978	1,248,320	-	-	-	-	-	-	960,057,704	-	-	-	-	-	
OCTOBER	875,602,274	2,117,196	-	38,544,245	-	-	-	380,824,656	920,978,506	402,751,657	-	-	-	-	
NOVEMBER	1,183,626,746	6,176,458	-	-	-	-	-	-	993,048,015	-	228,494,794	-	8,262,477	-	
DECEMBER	1,019,631,639	8,313,969	-	-	-	15,391,644,262	-	533,154,518	885,409,181	-	502,688,546	-	-	7,340,934,875	
TOTAL	12,135,358,163	527,213,938	234,345,003	128,999,043	85,832,880	15,391,644,262	91,397,917	1,390,225,865	10,762,532,482	2,828,630,015	2,311,087,361	133,318,847	8,262,477	14,681,869,750	

## IBRAHIM DAMCIDA PRIMARY SCHOOL MAIDUGURI



**BORNO STATE GOVERNMENT OF NIGERIA**  
NOTES TO THE FINANCIAL STATEMENTS FOR THE YEAR ENDED 31ST DECEMBER, 2018

NOTE	Details	Ref. Note	Actual 2018	Budget 2018	Variance
1	A- Share of Statutory Allocation from FAAC:-		N	N	N
	Net Share of Statutory Allocation from FAAC	IA	48,748,334,626	86,000,000,000	37,251,665,374
	Add :Deduction at Source for Foreign Loan Repayment	IA	204,827,855	-	(2,04,827,855)
	Add : Other Deductions at Source - Excess Crude Backed Loans	-	1,520,109,287	-	(1,520,109,287)
	Add : Other Deductions at Source - Bailout Loans	IA	2,356,743,495	-	(2,356,743,495)
			<u>52,830,015,263</u>	<u>86,000,000,000</u>	<u>33,169,984,737</u>
	Share of Statutory Allocation - Other Agencies				
	Share of Federal Account Allocation -Excess PPT	IB	234,345,003	-	(234,345,003)
	Share of Federal Account Allocation - NISS Inflow/Stabilisation	IB	-	-	-
	Share of Federal Account Allocation - Excess Bank Charges	IB	128,999,043	-	(128,999,043)
	Share of Federal Account Allocation - Exchange Gain	IB	527,213,938	-	(527,213,938)
	Share of Federal Account Allocation - Excess Crude		91,397,917	15,733,944,000	15,642,546,083
	Refund of Paris Club Loan Overdeduction	IB	15,391,644,262	-	(15,391,644,262)
	Additional Fund from NNPC		85,832,880	-	(85,832,880)
	Forex Equalisation		1,390,225,865	-	(1,390,225,865)
	<b>Total FAAC Allocation to State Govt</b>		<b>70,679,674,171</b>	<b>101,733,944,000</b>	<b>31,054,269,829</b>
	B. Value Added Tax				
	Share of Value Added Tax (VAT)	IB	12,135,358,163	24,588,253,000	12,452,894,837
			<u>82,815,032,334</u>	<u>126,322,197,000</u>	43,547,164,666



**BORNO STATE GOVERNMENT OF NIGERIA**  
 NOTES TO THE FINANCIAL STATEMENTS FOR THE YEAR ENDED 31ST DECEMBER, 2018

2	<b>Internally Generated Revenue (Independent Revenue)</b>				
	Direct Taxes		4,276,689,626	3,570,581,000	(706,108,626)
	<b>Total -Direct Taxes</b>		<b>4,276,689,626</b>	<b>3,570,581,000</b>	<b>(706,108,626)</b>
	<b>Licences</b>				
	State Internal Revenue Service		76,555,524	95,032,000	18,476,476
	Ministry of Animal & Fisheries Development		-	17,035,000	17,035,000
	Ministry of Poverty Alleviation & Youth Empowerment		-	182,000	182,000
	Ministry of Home Affairs, Information, & Culture		-	228,000	228,000
	Ministry of Environment		-	11,000	11,000
	Ministry of Health		25,000,000	8,272,000	(16,728,000)
	<b>Total Licence</b>		<b>101,555,524</b>	<b>120,760,000</b>	<b>19,204,476</b>
	<b>Fees</b>				
	State Internal Revenue Service		45,334,525	171,800,000	126,465,475
	Ministry of Finance and Economic Development		5,000,000	62,457,000	57,457,000
	Ministry of Lands & Survey		18,566,464	169,265,000	150,698,536
	Ministry of Works & Transport			1,405,226,000	1,405,226,000
	Ministry of Agriculture & Natural Resources		972,650	2,100,000	1,127,350

**BORNO STATE GOVERNMENT OF NIGERIA**  
**NOTES TO THE FINANCIAL STATEMENTS FOR THE YEAR ENDED 31ST DECEMBER, 2018**

Ministry of Animal & Fisheries Development		6,067,115	39,330,000	33,262,885
Ministry of Education		272,926,750	131,274,000	(141,652,750)
Ministry of Poverty Alleviation & Youth Empowerment			4,327,000	4,327,000
Ministry of Trade, Investment, & Tourism		3,347,711	9,000,000	5,652,289
Ministry of Justice			351,103,000	351,103,000
Office of the Auditor General		5,000	200,000	195,000
Ministry of Home Affairs, Information, & Culture		66,000	1,158,000	1,092,000
Ministry of Water Resources			2,385,000	2,385,000
Ministry of Environment			8,000,000	8,000,000
Judicial Service Commission			-	-
High Court			-	-
Sharia Court			-	-
<b>Total Fees</b>		<b>352,286,215</b>	<b>2,357,625,000</b>	<b>2,005,338,785</b>
<b>Fines</b>				
State Internal Revenue Service			12,520,000	12,520,000
Ministry of Finance and Economic Development			-	-
Ministry of Education			752,000	752,000
Ministry of Justice		500,000	1,200,000	700,000
<b>Total Fines</b>		<b>500,000</b>	<b>14,472,000</b>	<b>13,972,000</b>
<b>Sales</b>				
Ministry of Finance and Economic Development		225,077,013	737,464,000	512,386,987
Ministry of Budget & Planning		77,000	315,000	238,000
Ministry of Lands & Survey		9,000,000	13,806,000	4,806,000

**BORNO STATE GOVERNMENT OF NIGERIA**  
NOTES TO THE FINANCIAL STATEMENTS FOR THE YEAR ENDED 31ST DECEMBER, 2018

	Ministry of Agriculture & Natural Resources		6,000,000	262,535,000	256,535,000
	Ministry of Women Affairs & Social Development			1,706,000	1,706,000
	Ministry of Poverty Alleviation & Youth Empowerment		1,009,500	50,000,000	48,990,500
	Ministry of Trade, Investment, & Tourism		25,209,480	273,923,000	248,713,520
	Judicial Service Commission		-	32,000	32,000
	Governor's Office		-	5,015,000	5,015,000
	Ministry of Home Affairs, Information, & Culture		-	32,184,000	32,184,000
	Head of Service		-	4,412,000	4,412,000
	Civil Service Commission		-	102,000	102,000
	Local Government Service Commission		-	410,000	410,000
	Ministry of Urban & Rural Water Supply		9,861,766	25,000,000	15,138,234
	Ministry of Environment		3,075,000	3,987,000	912,000
	Ministry of Health		31,743,315	5,558,000	(26,185,315)
	Ministry of Housing & Rural Electrification		-	62,457,000	62,457,000
	Auditor General for Local Government		-	-	-
	Ministry for Local Government & Chieftaincy Affairs		-	-	-
	<b>Total Sales</b>		<b>311,053,074</b>	<b>1,478,906,000</b>	<b>1,167,852,926</b>
	<b>Earnings</b>		-		
	Ministry of Works & Transport		-	864,151,000	864,151,000
	Ministry of Agriculture & Natural Resources		-	3,390,000	3,390,000
	Ministry of Trade, Investment, & Tourism		2,820,000	19,686,000	16,866,000
	Ministry of Finance and Economic Development		-	-	-
	Ministry of Justice		-	-	-

**BORNO STATE GOVERNMENT OF NIGERIA**  
**NOTES TO THE FINANCIAL STATEMENTS FOR THE YEAR ENDED 31ST DECEMBER, 2018**

	Local Government Service Commission		-	-	-
	Local Government Pensions Board		-	-	-
	<b>Total Earnings</b>		<b>2,820,000</b>	<b>887,227,000</b>	<b>884,407,000</b>
			-	-	-
	<b>Sales/Rent of Government Buildings</b>		-	-	-
	Ministry of Finance and Economic Development		-	28,988,000	28,988,000
	Ministry of Lands & Survey		-	-	-
	Ministry of Housing & Rural Electrification		-	61,837,000	61,837,000
	Ministry of Poverty Alleviation & Youth Empowerment		-	120,000	120,000
	Governor's Office		-	376,000	376,000
	<b>Total Sales/Rent of Government Buildings</b>		<b>=</b>	<b>91,321,000</b>	<b>91,321,000</b>
	<b>Sale/Rent on Lands and Others:</b>				
	Ministry of Finance and Economic Development		-	55,213,000	55,213,000
	Ministry of Lands & Survey		10,769,831	70,528,000	59,758,169
	<b>Total Sale/Rent on Lands and Others:</b>		<b>10,769,831</b>	<b>125,741,000</b>	<b>114,971,169</b>
	<b>Investment Income</b>				
	Ministry of Finance and Economic Development		-	567,788,000	567,788,000
	<b>Total Investment Income</b>		<b>-</b>	<b>567,788,000</b>	<b>567,788,000</b>
	<b>Interest Earned</b>				
	Ministry of Finance and Economic Development		-	2,398,643,000	2,398,643,000
	<b>Total Interest Earned</b>		<b>-</b>	<b>2,398,643,000</b>	<b>2,398,643,000</b>
	Re-imburement		-	-	-
	<b>Total Tax &amp; Non Tax Revenue</b>		<b>5,055,674,270</b>	<b>11,613,064,000</b>	<b>6,557,389,730</b>

**BORNO STATE GOVERNMENT OF NIGERIA**  
**NOTES TO THE FINANCIAL STATEMENTS FOR THE YEAR ENDED 31ST DECEMBER, 2018**

3	<b>Other Independent Revenues</b>				
	Donations for Relief Fund				
	Other Receipts from MDAs		430,979,020		(430,979,020)
	Boards & Parastatals		675,243,087	2,191,125,000	1,515,881,913
	<b>Total Other Independent Revenue Sources</b>		<b>1,106,222,107</b>	<b>2,191,125,000</b>	<b>1,084,902,893</b>
	Total Internally Generated Revenue (Independent Revenue)				
3	<b>Recurrent Receipt from Other Government Funds</b>				
	Receipts from Other Government Fund		660,212,541		(660,212,541)
			<b>660,212,541</b>	<b>0</b>	<b>(660,212,541)</b>
3	<b>Other Revenue Sources - Domestic Aids</b>				
	Ministry of Finance and Economic Development		-	158,981,000	158,981,000
	Ministry of Justice		-	251,287,000	251,287,000
	Local Government Service Commission		-	428,275,000	428,275,000
	Local Government Pension Board		-	1,004,528,000	1,004,528,000
	Office of the Auditor General for Local Government		-	150,237,000	150,237,000
	Office of the Auditor General		-	333,264,000	333,264,000
	Other Recurrent Receipts		-	-	-
	Current Domestic Grants		-	-	-
	Domestic Aids		-	-	-
	Donations to the State		-	-	-
	Arrears of Revenue		-	-	-
	<b>Total Other Revenue Sources</b>		<b>-</b>	<b>2,326,572,000</b>	<b>2,326,572,000</b>
	<b>Total Internal Revenue</b>		<b><u>6,822,108,918</u></b>	<b><u>16,130,761,000</u></b>	<b><u>9,308,652,082</u></b>

**BORNO STATE GOVERNMENT OF NIGERIA**  
**NOTES TO THE FINANCIAL STATEMENTS FOR THE YEAR ENDED 31ST DECEMBER, 2018**

NOTE	Details				
4	Personnel Emoluments for Ministries, Departments & Agencies MDAs)	Actual 2018	Final Budget 2018	Original Budget 2018	Variance on Final Budget
	<b>Administrative Sector</b>				
	Government House	128,173,127	151,017,000	151,017,000	22,843,873
	Office of the Deputy Governor		-	-	-
	Monitoring and Special Duties		402,039,000	402,039,000	402,039,000
	Youth Employment and Support Operations		-	-	-
	Office of the Secretary to the State Government	170,999,585	837,893,000	837,893,000	666,893,415
	Office of the Head of Service	88,902,100	250,674,000	250,674,000	161,771,900
	Establishment Department	13,229,606	28,084,000	31,084,000	14,854,394
	Pension Department	7,166,430	7,349,000	4,349,000	182,570
	Project Monitoring and Special Duties	-	8,049,000	8,049,000	8,049,000
	Cabinet and Council Affairs	-	12,407,000	12,407,000	12,407,000
	Liaison Office, Lagos	-	1,726,000	1,726,000	1,726,000
	Liaison Office, Abuja/Kaduna	-	27,236,000	27,236,000	27,236,000
	Parastatals Department	-	9,324,000	9,324,000	9,324,000
	Borno State House Of Assembly Service Commission	30,004,037	68,044,000	68,044,000	38,039,963
	Borno State Independent Electoral Commission	20,868,588	51,259,000	51,259,000	30,390,412
	Office of the Auditor General	86,123,912	126,543,000	126,543,000	40,419,089
	Civil Service Commission	46,583,233	98,996,000	98,996,000	52,412,767
	Local Government Service Commission	26,792,994	79,910,000	79,910,000	53,117,006
	Borno State House of Assembly	185,147,698	527,459,000	527,459,000	342,311,302
	Local Government Audit Department	67,794,541	114,748,000	114,748,000	46,953,459

**BORNO STATE GOVERNMENT OF NIGERIA**  
**NOTES TO THE FINANCIAL STATEMENTS FOR THE YEAR ENDED 31ST DECEMBER, 2018**

Min. of Home Affairs, Information & Culture	247,254,792	294,685,000	294,685,000	47,430,208
Ministry of Inter Governmental Affairs and Special Duties	5,883,790	26,939,000	26,939,000	21,055,210
Ministry of Monitoring and Special Project	-	-	-	-
	1,124,924,432	3,124,381,000	3,124,381,000	1,999,456,568
<b>Economic Sector</b>				
Ministry of Agriculture and Nat. Resouces	443,651,717	1,160,416,000	1,160,416,000	716,764,283
Ministry of Trade, Investment and Tourism	116,781,839	153,438,000	153,438,000	36,656,161
Ministry of Finance Finance (Hqtrs)	58,098,479	176,527,000	176,527,000	118,428,521
Office of the Accountant General	6,954,917,333	10,011,448,000	10,586,448,000	3,056,530,667
Ministry of Housing and Rural Electrification	31,688,785	43,951,000	43,951,000	12,262,215
Ministry of Water Resources	389,120,795	617,539,000	617,539,000	228,418,205
Ministry of Works and Transport	399,799,766	557,500,000	557,500,000	157,700,234
Ministry of Lands and Survey	200,393,659	367,021,000	367,021,000	166,627,341
Ministry of Budget and Planning	119,550,401	245,688,000	245,688,000	126,137,599
Ministry of Animal Resources and Fisheries Development	495,620,240	791,177,000	791,177,000	295,556,760
Ministry of Reconstruction, Rehabilitation and Resettle.		13,846,000	13,846,000	13,846,000
	9,209,623,014	14,138,551,000	14,713,551,000	4,928,927,986
<b>Law &amp; Justice Sector</b>				
Ministry of Justice	178,035,932	180,180,000	180,180,000	2,144,068
High court of Justice	372,628,589	376,352,000	31,352,000	3,723,411
Area Courts	188,661,636	191,280,000	21,280,000	2,618,364

**BORNO STATE GOVERNMENT OF NIGERIA**  
NOTES TO THE FINANCIAL STATEMENTS FOR THE YEAR ENDED 31ST DECEMBER, 2018

	Sharia Court of Appeal	44,196,942	45,819,000	5,819,000	1,622,058
	Judicial Service Commission	20,285,995	23,865,000	3,865,000	3,579,005
		<b>803,809,094</b>	<b>817,496,000</b>	<b>242,496,000</b>	<b>13,686,906</b>
	<b>Social Sector</b>				
	Ministry of Women Affairs & Soc. Dev	122,392,635	129,460,000	144,460,000	7,067,365
	Ministry of Sports Development	32,161,818	45,424,000	45,424,000	13,262,182
	Ministry for Religious Affairs and Special Education	42,702,839	62,072,000	62,072,000	19,369,161
	Ministry of Environment	216,552,777	221,313,000	306,313,000	4,760,223
	Ministry for Local Government & Emirate Affairs	49,191,318	70,847,000	70,847,000	21,655,682
	Ministry of Poverty Alleviation & Youth Empowerment	109,447,742	114,477,000	214,477,000	5,029,258
	Ministry of Health	817,635,455	818,340,000	433,340,000	704,545
	Ministry of Education	176,828,749	181,759,000	366,759,000	4,930,251
	Ministry of Higher Education	26,674,903	36,522,000	36,522,000	9,847,097
		<b>1,593,588,235</b>	<b>1,680,214,000</b>	<b>1,680,214,000</b>	<b>86,625,765</b>
	<b>Grand Total of Salaries (including Pension &amp; Gratuity)</b>	<b><u>12,731,944,776</u></b>	<b><u>19,760,642,000</u></b>	<b><u>19,760,642,000</u></b>	<b><u>7,028,697,224</u></b>
	<b>Total Salaries for MDAs (excluding Pension &amp; Gratuity)</b>	<b>6,114,901,088</b>	<b>9,560,642,000</b>	<b>9,560,642,000</b>	<b>3,445,740,912</b>
5	<b>Pension &amp; Gratuity</b>				
	Pension	5,313,724,273	-	-	-
	Gratuity	1,303,319,415	-	-	-
	<b>Total Pension &amp; Gratuity</b>	<b>6,617,043,688</b>	<b>10,200,000,000</b>	<b>10,200,000,000</b>	<b>3,582,956,312</b>



**BORNO STATE GOVERNMENT OF NIGERIA**  
NOTES TO THE FINANCIAL STATEMENTS FOR THE YEAR ENDED 31ST DECEMBER, 2018

NOTE	Details				
6	Overhead Cost Expenditure for Ministries, Departments & Agencies (MDAs)	Actual 2018	Final Budget 2018	Original Budget 2018	Variance on Final Budget
		N	N	N	N
	<b>Administrative Sector</b>				
	Government House	4,463,451,153	4,467,853,000	2,017,853,000	4,401,847
	Office of the Deputy Governor	-	88,993,000	88,993,000	88,993,000
	Monitoring and Special Duties	-	33,922,000	33,922,000	33,922,000
	Youth Employment and Support Operations	-	18,179,000	18,179,000	18,179,000
	Office of the Secretary to the State Government	460,131,089	628,439,000	688,439,000	168,307,911
	Office of the Head of Service	308,496,596	428,036,000	428,036,000	119,539,404
	Establishment Department	-	14,831,000	14,831,000	14,831,000
	Pension Department	-	6,185,000	6,185,000	6,185,000
	Project Monitoring and Special Duties	145,000	7,450,000	7,450,000	7,305,000
	Cabinet and Council Affairs	14,720,000	18,982,000	18,982,000	4,262,000
	Liaison Office, Lagos		6,174,000	6,174,000	6,174,000
	Liaison Office, Abuja/Kaduna	79,520,500	85,666,000	25,666,000	6,145,500
	Parastatals Department	20,000	4,460,000	4,460,000	4,440,000
	Borno State House Of Assembly Service Commission		238,022,000	688,022,000	238,022,000
	Borno State Independent Electoral Commission	9,520,000	44,733,000	44,733,000	35,213,000
	Office of the Auditor General	15,642,380	84,882,000	84,882,000	69,239,620
	Civil Service Commission	9,112,507	109,500,000	109,500,000	100,387,493
	Local Government Service Commission	145,145	2,740,000	2,740,000	2,594,855
	Borno State House of Assembly	1,041,572,565	1,116,386,000	3,116,386,000	74,813,435

**BORNO STATE GOVERNMENT OF NIGERIA**  
**NOTES TO THE FINANCIAL STATEMENTS FOR THE YEAR ENDED 31ST DECEMBER, 2018**

Local Government Audit Department		32,003,000	32,003,000	32,003,000
Min. of Home Affairs, Information & Culture	15,905,592	87,153,000	87,153,000	71,247,408
Ministry of Inter Governmental Affairs and Special Duties	3,500,263	54,229,000	54,229,000	50,728,737
Ministry of Monitoring and Special Project		-	-	-
	<b>6,421,882,790</b>	<b>7,578,818,000</b>	<b>7,578,818,000</b>	<b>1,156,935,210</b>
<b>Economic Sector</b>				
Ministry of Agriculture and Nat. Resouces	3,530,647	35,889,000	35,889,000	32,358,353
Ministry of Trade, Investment and Tourism	2,500,192	34,568,000	34,568,000	32,067,808
Ministry of Finance Finance, Budget & Planning	215,450,001	651,023,000	1,076,023,000	435,572,999
Office of the Accountant General	302,449,533	555,782,000	555,782,000	253,332,467
Ministry of Housing and Rural Electrification	14,351,307	34,870,000	34,870,000	20,518,693
Ministry of Water Resources	2,654,980	37,491,000	37,491,000	34,836,020
Ministry of Works and Transport	358,792,699	768,056,000	768,056,000	409,263,301
Ministry of Lands and Survey	3,493,946	20,295,000	20,295,000	16,801,054
Ministry of Animal Resources and Fisheries Development	6,500,926	63,155,000	63,155,000	56,654,074
Ministry of Reconstruction, Rehabilitation and Resettle.	4,647,981	788,166,000	788,166,000	783,518,019
	<b>914,372,212</b>	<b>2,989,295,000</b>	<b>3,414,295,000</b>	<b>2,074,922,788</b>
<b>Law &amp; Justice Sector</b>				
Ministry of Justice	522,870,977	526,257,000	251,257,000	3,386,023
High Court of Justice	229,355,385	233,300,000	103,300,000	3,944,615
Area Courts	-	7,527,000	7,527,000	7,527,000

**BORNO STATE GOVERNMENT OF NIGERIA**  
**NOTES TO THE FINANCIAL STATEMENTS FOR THE YEAR ENDED 31ST DECEMBER, 2018**

Sharia Court of Appeal	29,971,278	35,371,000	15,371,000	5,399,722
Judicial Service Commission	-	5,400,000	5,400,000	5,400,000
	<b>782,197,640</b>	<b>807,855,000</b>	<b>382,855,000</b>	<b>25,657,360</b>
<b>Social Sector</b>				
Ministry of Women Affairs & Soc. Dev	9,500,447	44,941,000	44,941,000	35,440,553
Ministry of Sports Development	3,500,318	21,216,000	21,216,000	17,715,682
Ministry for Religious Affairs and Special Education	427,008,639	542,645,000	542,645,000	115,636,361
Ministry of Environment	4,002,984	30,639,000	30,639,000	26,636,016
Ministry for Local Government & Emirate Affairs	8,419,105	1,996,317,000	1,996,317,000	1,987,897,895
Ministry of Poverty Alleviation & Youth Empowerment	4,152,000	34,797,000	34,797,000	30,645,000
Ministry of Health	277,836,419	1,370,288,000	1,370,288,000	1,092,451,581
Ministry of Education	839,909,820	1,704,527,000	1,704,527,000	864,617,180
Ministry of Higher Education	3,504,008	327,112,000	327,112,000	323,607,992
	<b>1,577,833,740</b>	<b>6,072,482,000</b>	<b>6,072,482,000</b>	<b>4,494,648,260</b>
<b>Grand Total</b>	<b>9,696,286,382</b>	<b>17,448,450,000</b>	<b>17,448,450,000</b>	<b>7,752,163,618</b>

# MARYAM ABACHA MOTHER AND CHILDREN MODEL HOSPITAL MAIDUGURI



**BORNO STATE GOVERNMENT OF NIGERIA**  
NOTES TO THE FINANCIAL STATEMENTS FOR THE YEAR ENDED 31ST DECEMBER, 2018

NOTE	Details				
7	Personnel Costs Subvention to Boards & Parastatals	Actual 2018	Final Budget 2018	Original Budget 2018	Variance on Final Budget
	<b>Administrative Sector</b>				
	HIV/AIDS Programme Development Project	-	1,009,000	1,009,000	1,009,000
	New Partnership for Africa Dev, (NEPAD)	-	8,076,000	8,076,000	8,076,000
	Local Govt Pension Board	-	12,365,000	12,365,000	12,365,000
	Borno College of Business & Administrative Studies, Konduga	151,768,691	226,216,000	226,216,000	74,447,309
	Pilgrims Welfare Board	21,127,898	30,982,000	30,982,000	9,854,102
	Informatics Institute		5,758,000	5,758,000	5,758,000
	Borno Radio Television Corporation	266,571,725	271,510,000	251,510,000	4,938,275
	State Emergency Management Agency (SEMA)	-	44,523,000	44,523,000	44,523,000
	Borno state Community and Social Dev. Agency	-	110,000,000	130,000,000	110,000,000
		<u>439,468,314</u>	<u>710,439,000</u>	<u>710,439,000</u>	<u>270,970,686</u>
	<b>Economic Sector</b>				
	Maiduguri International Hotels	14,838,279	15,000,000	10,000,000	161,721
	Maiduguri Kano Motor Park and Market	-	22,634,000	22,634,000	22,634,000
	Boplas Industries Limited	4,482,000	36,026,000	36,026,000	31,544,000
	Soda Ash Company Limited	3,930,458	28,673,000	28,673,000	24,742,542
	Maiduguri Monday Market Com. Ltd	7,228,800	106,911,000	111,911,000	99,682,200
	Borno Wire and Nail Company Ltd	5,955,861	8,296,000	8,296,000	2,340,139

**BORNO STATE GOVERNMENT OF NIGERIA**  
**NOTES TO THE FINANCIAL STATEMENTS FOR THE YEAR ENDED 31ST DECEMBER, 2018**

Council for Art and Culture	72,345,778	103,896,000	103,896,000	31,550,222
Rural Electrification Board	92,883,129	195,217,000	195,217,000	102,333,871
Borno Express Transport Corporation	-	231,250,000	231,250,000	231,250,000
Borno State Tropical Forest Action Programme	-	-	-	-
Borno State Housing Corporation	-	96,219,000	96,219,000	96,219,000
Forest Reserve Management	-	-	-	-
Borno Investment Company Limited	10,659,932	28,898,000	28,898,000	18,238,068
Neital Nigeria Limited	20,832,556	22,414,000	22,414,000	1,581,444
Borno State Agricultural Mechanisation Authority	36,131,308	346,262,000	346,262,000	310,130,692
Borno State Agricultural Development Programme	512,534,461	696,790,000	696,790,000	184,255,539
Borno State Fertiliser Company	-	834,000	834,000	834,000
Muhammet Lawan College of Agriculture	261,539,389	348,448,000	348,448,000	86,908,611
Board of Internal Revenue	112,062,049	431,215,000	431,215,000	319,152,951
Borno State Urban Planning & Dev. Board	30,756,405	68,113,000	68,113,000	37,356,595
Borno Livestock Project	-	26,420,000	26,420,000	26,420,000
Borno State Afforestation Project	69,562,965	117,058,000	117,058,000	47,495,035
Borno State Hotels Limited	-	102,402,000	102,402,000	102,402,000
Borno Supply Company	9,953,754	18,732,000	18,732,000	8,778,246
Road Maintenance Agency	11,574,702	101,353,000	107,353,000	89,778,298
Water Supply and Sanitation Agency	59,380,100	60,189,000	54,189,000	808,900
	<u>1,336,651,927</u>	<u>3,213,250,000</u>	<u>3,213,250,000</u>	<u>1,876,598,073</u>

**BORNO STATE GOVERNMENT OF NIGERIA**  
**NOTES TO THE FINANCIAL STATEMENTS FOR THE YEAR ENDED 31ST DECEMBER, 2018**

	<b>Law &amp; Justice Sector</b>				
	Mohammed Goni College of Legal & Islamic Studies	474,559,826	606,799,000	608,799,000	132,239,174
	School for Higher Islamic Studies	178,148,472	179,303,000	177,303,000	1,154,528
	Council of Prerogative of Mercy	9,722,398	20,422,000	20,422,000	10,699,602
		<u>662,430,696</u>	<u>806,524,000</u>	<u>806,524,000</u>	<u>144,093,304</u>
	<b>Social Sector</b>				
	Hospitals Management Board	5,942,667,807	6,275,725,000	7,075,725,000	333,057,193
	Kashim Ibrahim College of Education	847,526,064	1,239,600,000	1,239,600,000	392,073,936
	Borno State Sports Council	185,712,213	216,547,000	216,547,000	30,834,787
	El-kanemi Warriors Football Club	43,871,899	68,323,000	68,323,000	24,451,101
	Umar Ibn Ibrahim El-kanemi College of Edu. Science & Tech. Bama	578,758,345	683,361,000	683,361,000	104,602,655
	Borno State Board for Quranic and Arabic Education	-	63,193,000	63,193,000	63,193,000
	Borno State Council for Ulamas	-	419,000	419,000	419,000
	Ramat Polytechnic Maiduguri	1,306,093,956	1,403,309,000	1,403,309,000	97,215,044
	Islamic Preaching Board	5,304,236	15,658,000	15,658,000	10,353,764
	Borno State Library Board	52,221,628	140,231,000	140,231,000	88,009,372
	Borno State Environmental Protection Agency	280,468,603	822,146,000	822,146,000	541,677,397
	College of Education Waka Biu	498,660,382	883,753,000	883,753,000	385,092,618
	Education Endowment Fund	5,327,581	10,768,000	10,768,000	5,440,419
	Agency for Mass Literacy	308,359,892	368,293,000	569,293,000	59,933,108
	Borno State Scholarship Board	16,648,063	16,876,000	15,876,000	227,937

**BORNO STATE GOVERNMENT OF NIGERIA**  
 NOTES TO THE FINANCIAL STATEMENTS FOR THE YEAR ENDED 31ST DECEMBER, 2018

Borno State University	-	385,973,000	885,973,000	385,973,000
Nomadic Education	8,423,867	16,679,000	16,679,000	8,255,133
Islamic Research Centre	18,166,655	24,187,000	24,187,000	6,020,345
Borno State Universal Education Board	-	97,047,000	1,337,047,000	97,047,000
Primary Health Care Development Agency	-	233,457,000	1,433,457,000	233,457,000
College of Nursing and Midwifery Maiduguri	-	50,000,000	450,000,000	50,000,000
College of Health Technology Maiduguri	-	30,000,000	230,000,000	30,000,000
Teaching Service Board	4,767,460,812	4,770,000,000	230,000,000	2,539,188
	<u>14,865,672,004</u>	<u>17,815,545,000</u>	<u>17,815,545,000</u>	<u>2,949,872,996</u>
<b>GRAND TOTAL</b>	<u>17,304,222,941</u>	<u>22,545,758,000</u>	<u>22,545,758,000</u>	<u>5,241,535,059</u>



**BORNO STATE GOVERNMENT OF NIGERIA**  
NOTES TO THE FINANCIAL STATEMENTS FOR THE YEAR ENDED 31ST DECEMBER, 2018

NOTE	Details				
7A	Overhead Costs Subvention to Boards & Parastatals	Actual 2018	Final Budget 2018	Original Budget 2018	Variance on Final Budget
		N	N	N	N
	<b>Administrative Sector</b>				
	HIV/AIDS Programme Development Project	-	391,000	10,391,000	391,000
	New Partnership for Africa Dev, (NEPAD)	-	1,249,000	1,249,000	1,249,000
	Local Govt Pension Board	-	985,000	27,985,000	985,000
	Borno College of Business & Administrative Studies, Konduga	5,936,480	7,206,000	12,206,000	1,269,520
	Pilgrims Welfare Board	497,264,605	463,448,000	3,448,000	(33,816,605)
	Establishment & Pension	200,000	200,000	-	-
	Informatics Institute		243,000	14,443,000	243,000
	Borno Radio Television Corporation	76,915,929	78,417,000	107,417,000	1,501,071
	State Emergency Management Agency (SEMA)	95,079,000	96,273,000	41,273,000	1,194,000
		<b>675,396,014</b>	<b>648,412,000</b>	<b>218,412,000</b>	<b>(26,984,014)</b>
	<b>Economic Sector</b>				
	Maiduguri International Hotels	-	7,500,000	7,500,000	7,500,000
	Maiduguri Kano Motor Park and Market	3,435,350	3,627,000	2,627,000	191,650
	Boplas Industries Limited	-	5,145,000	92,145,000	5,145,000
	Soda Ash Company Limited	100,000	6,473,000	6,473,000	6,373,000
	Maiduguri Monday Market Com. Ltd	88,366,531	89,682,000	11,682,000	1,315,469
	Borno Wire and Nail Company Ltd	100,000	4,803,000	4,803,000	4,703,000
	Council for Art and Culture	120,000	2,049,000	52,049,000	1,929,000
	Rural Electrification Board	-	6,473,000	6,473,000	6,473,000

**BORNO STATE GOVERNMENT OF NIGERIA**  
NOTES TO THE FINANCIAL STATEMENTS FOR THE YEAR ENDED 31ST DECEMBER, 2018

Borno Express Transport Corporation	-	1,736,000	1,736,000	1,736,000
Borno State Tropical Forest Action Programme	-	2,927,000	2,927,000	2,927,000
Borno State Housing Corporation	89,796,200	89,854,000	33,854,000	57,800
Forest Reserve Management	-	3,348,000	3,348,000	3,348,000
Borno Investment Company Limited	-	11,111,000	40,111,000	11,111,000
Neital Nigeria Limited	300,000	5,500,000	375,500,000	5,200,000
Borno State Agricultural Mechanisation Authority	77,402,000	77,901,000	4,401,000	499,000
Borno State Agricultural Development Programme	17,500,000	17,892,000	16,892,000	392,000
Borno State Fertilizer Company	650,000	5,298,000	5,298,000	4,648,000
Muhammet Lawan College of Agriculture	9,840,490	13,242,000	13,242,000	3,401,510
Board of Internal Revenue	629,806,968	575,350,000	55,350,000	(54,456,968)
Borno State Urban Planning & Dev. Board	7,601,000	7,907,000	6,407,000	306,000
Borno Livestock Project	400,000	6,947,000	6,947,000	6,547,000
Borno State Afforestation Project	320,000	2,932,000	13,932,000	2,612,000
Borno State Hotels Limited	16,252,200	16,607,000	6,607,000	354,800
Borno Supply Company	-	8,663,000	8,663,000	8,663,000
Road Maintenance Agency	144,554,000	149,066,000	90,066,000	4,512,000
Water Supply and Sanitation Agency	259,954,563	265,727,000	5,727,000	5,772,437
	<b>1,346,499,302</b>	<b>1,387,760,000</b>	<b>874,760,000</b>	<b>41,260,698</b>
<b>Law &amp; Justice Sector</b>				
Mohammed Goni College of Legal & Islamic Studies	24,013,350	25,297,000	12,297,000	1,283,650
School for Higher Islamic Studies	12,397,861	12,650,000	2,650,000	252,139
Council of Prerogative of Mercy	30,000	5,600,000	5,600,000	5,570,000
	<b>36,441,211</b>	<b>43,547,000</b>	<b>20,547,000</b>	<b>7,105,789</b>

**BORNO STATE GOVERNMENT OF NIGERIA**  
NOTES TO THE FINANCIAL STATEMENTS FOR THE YEAR ENDED 31ST DECEMBER, 2018

<b>Social Sector</b>					
Hospitals Management Board	125,949,506	130,679,000	1,130,679,000	4,729,494	
Kashim Ibrahim College of Education	104,712,182	105,988,000	208,988,000	1,275,818	
Borno State Sports Council	225,000	865,000	20,865,000	640,000	
El-kanemi Warriors Football Club	246,000	6,820,000	36,820,000	6,574,000	
Umar Ibn Ibrahim El-kanemi College of Edu. Science & Tech. Bama	12,476,182	16,825,000	66,825,000	4,348,818	
Borno State Board for Quranic and Arabic Education	-	2,586,000	2,586,000	2,586,000	
Borno State Council for Ulama	-	2,488,000	2,488,000	2,488,000	
Ramat Polytechnic Maiduguri	132,069,235	133,764,000	13,764,000	1,694,765	
Islamic Preaching Board	400,000	809,000	14,809,000	409,000	
Borno State Library Board	500,000	2,543,000	12,543,000	2,043,000	
Borno State Environmental Protection Agency	12,400,000	16,891,000	16,891,000	4,491,000	
College of Education Waka Biu	37,913,800	47,000,000	77,000,000	9,086,200	
Education Endowment Fund	160,000	5,158,000	5,158,000	4,998,000	
Agency for Mass Literacy	5,219,890	19,782,000	19,782,000	14,562,110	
Borno State Scholarship Board	400,000	5,158,000	5,158,000	4,758,000	
Borno State University	-	3,765,000	13,765,000	3,765,000	
Nomadic Education	120,000	1,384,000	55,384,000	1,264,000	
Islamic Research Centre	100,000	2,199,000	2,199,000	2,099,000	
Borno State Universal Education Board	787,881,219	791,658,000	565,658,000	3,776,781	
Primary Health Care Development Agency	-	3,000,000	16,000,000	3,000,000	
College of Nursing and Midwifery Maiduguri	-	8,800,000	8,800,000	8,800,000	
College of Health Technology Maiduguri	-	8,600,000	8,600,000	8,600,000	
Teaching Service Board	28,800,000	30,600,000	8,600,000	1,800,000	
	<b>1,249,573,014</b>	<b>1,347,362,000</b>	<b>2,313,362,000</b>	<b>97,788,986</b>	
<b>Grand Total</b>	<b>3,307,909,541</b>	<b>3,427,081,000</b>	<b>3,427,081,000</b>	<b>119,171,459</b>	

**BORNO STATE GOVERNMENT OF NIGERIA**  
NOTES TO THE FINANCIAL STATEMENTS FOR THE YEAR ENDED 31ST DECEMBER, 2018

NOTE	Details				
	Details	Actual 2018	Final Budget 2018	Original Budget 2018	Variance on Final Budget
			N	N	
8	Transfer from Consolidated Revenue Fund	40,000,000,000		81,715,814,000	
9	<b>Capital Receipts:</b>				
	Domestic Loans & Borrowing	-		10,000,000,000	
	FGN Salaries Bailout Loan II	-			
	FGN Budget Support Loan	-			
	Sub Total	-		<u>10,000,000,000</u>	-
10	<b>Aids &amp; Grants</b>				
	Aids & Grants	723,000,000		-	(723,000,000)
	Aids & Grants from UNICEF - Ministry of Health				
	Sub Total	723,000,000		-	(723,000,000)
11	<b>Other Capital Receipts</b>	-	-		
	Capital Foreign Grant	-	-	22,910,997,000	
	Current Domestic Grant	-	-	4,019,772,000	
	Sub Total	-	-	26,930,769,000	-
	<b>Total Capital Revenue (including Transfer)</b>	40,723,000,000	-	118,646,583,000	-

**BORNO STATE GOVERNMENT OF NIGERIA**  
**NOTES TO THE FINANCIAL STATEMENTS FOR THE YEAR ENDED 31ST DECEMBER, 2018**

12	Capital Expenditure by MDAs, Boards & Parastatals				
OI	Administrative Sector				
	Government House	60,407,928	690,000,000	690,000,000	629,592,072
	Office of the Deputy Governor	-	-	-	-
	Monitoring and Special Duties	-	-	-	-
	Youth Employment and Support Operations	-	-	-	-
	Office of the Secretary to the State Government	638,052,897	3,020,000,000	3,020,000,000	2,381,947,103
	Office of the Head of Service		597,052,000	597,052,000	597,052,000
	Establishment Department	-	-	-	-
	Pension Department	-	-	-	-
	Project Monitoring and Special Duties	-	-	-	-
	Cabinet and Council Affairs	-	-	-	-
	Liaison Office, Lagos	-	-	-	-
	Liaison Office, Abuja/Kaduna	-	-	-	-
	Parastatals Department	-	-	-	-
	Borno State House Of Assembly Service Commission	-	2,355,000,000	2,355,000,000	2,355,000,000
	Borno State Independent Electoral Commission	-	1,649,200,000	1,649,200,000	1,649,200,000
	Office of the Auditor General	-	85,000,000	85,000,000	85,000,000
	Civil Service Commission	16,604,312	152,400,000	152,400,000	135,795,688
	Local Government Service Commission	-	85,800,000	85,800,000	85,800,000
	Borno State House of Assembly	-	2,067,500,000	2,067,500,000	2,067,500,000
	Local Government Audit Department	-	125,000,000	125,000,000	125,000,000
	Min. of Home Affairs, Information & Culture	616,349,549	2,861,300,000	2,861,300,000	2,244,950,451
	Ministry of Inter Governmental Affairs and Special Duties	696,677,545	1,025,000,000	1,025,000,000	328,322,455
	Ministry of Monitoring and Special Project				-
	Capital Grant to Boards & Parastatals	406,000,000	1,725,574,000	1,725,574,000	1,319,574,000
		<b>2,434,092,231</b>	<b>16,438,826,000</b>	<b>16,438,826,000</b>	<b>14,004,733,769</b>

**BORNO STATE GOVERNMENT OF NIGERIA**  
NOTES TO THE FINANCIAL STATEMENTS FOR THE YEAR ENDED 31ST DECEMBER, 2018

<b>O2</b>	<b>Economic Sector</b>				
	Ministry of Agriculture and Nat. Resources	267,006,408	5,288,800,000	5,288,800,000	5,021,793,592
	Ministry of Trade, Investment and Tourism	1,131,266,275	1,515,000,000	1,515,000,000	383,733,725
	Ministry of Finance Finance, Budget & Planning	418,361,192	4,078,003,000	4,078,003,000	3,659,641,808
	Office of the Accountant General	-	-	-	-
	Ministry of Housing and Rural Electrification	1,821,678,060	6,465,000,000	6,465,000,000	4,643,321,940
	Ministry of Water Resources	1,888,283,461	3,190,000,000	3,190,000,000	1,301,716,539
	Ministry of Works and Transport	12,799,970,488	17,890,000,000	17,890,000,000	5,090,029,512
	Ministry of Lands and Survey	949,657,283	1,950,000,000	1,950,000,000	1,000,342,717
	Ministry of Animal Resources and Fisheries Development	54,939,460	2,487,324,000	2,487,324,000	2,432,384,540
	Ministry of Reconstruction, Rehabilitation & Resettlement	4,316,325,970	10,520,000,000	10,520,000,000	6,203,674,030
	Capital Grant to Boards & Parastatals	-	10,081,724,000	10,081,724,000	10,081,724,000
		<b>23,647,488,597</b>	<b>63,465,851,000</b>	<b>63,465,851,000</b>	<b>39,818,362,403</b>
<b>O3</b>	<b>Law &amp; Justice Sector</b>				
	Ministry of Justice	90,350,000	575,000,000	575,000,000	484,650,000
	High court of Justice	-	214,000,000	214,000,000	214,000,000
	Area Courts	-	45,000,000	45,000,000	45,000,000
	Sharia Court of Appeal	-	140,000,000	140,000,000	140,000,000
	Judicial Service Commission	-	100,000,000	100,000,000	100,000,000
	Capital Grant to Boards & Parastatals	-	255,000,000	255,000,000	255,000,000
		<b>90,350,000</b>	<b>1,329,000,000</b>	<b>1,329,000,000</b>	<b>1,238,650,000</b>

**BORNO STATE GOVERNMENT OF NIGERIA**  
**NOTES TO THE FINANCIAL STATEMENTS FOR THE YEAR ENDED 31ST DECEMBER, 2018**

	<b>Economic Sector</b>				
	Maiduguri International Hotels		150,000,000	150,000,000	150,000,000
	Maiduguri Kano Motor Park and Market		20,000,000	20,000,000	20,000,000
	Boplas Industries Limited		954,000,000	954,000,000	954,000,000
	Government Printing Press		400,000,000	400,000,000	400,000,000
	Soda Ash Company Limited		-	-	-
	Maiduguri Monday Market Com. Ltd		57,000,000	57,000,000	57,000,000
	Borno Wire and Nail Company Ltd		155,000,000	155,000,000	155,000,000
	Council for Art and Culture		80,111,000	80,111,000	80,111,000
	Rural Electrification Board		-	-	-
	Borno Express Transport Corporation		200,000,000	200,000,000	200,000,000
	Borno State Tropical Forest Action Programme		-	-	-
	Borno State Housing Corporation		-	-	-
	Forest Reserve Management		-	-	-
	Borno Investment Company Limited		410,271,000	410,271,000	410,271,000
	Neital Nigeria Limited		293,000,000	293,000,000	293,000,000
	Borno State Agricultural Mechanisation Authority		430,000,000	430,000,000	430,000,000
	Borno State Agricultural Development Programme		224,700,000	224,700,000	224,700,000
	Muhammet Lawan College of Agriculture		250,000,000	250,000,000	250,000,000
	Board of Internal Revenue		79,000,000	79,000,000	79,000,000
	Borno State Urban Planning & Dev. Board		272,642,000	272,642,000	272,642,000
	Borno Livestock Project		-	-	-
	Borno State Afforestation Project		-	-	-
	Borno State Hotels Limited		290,000,000	290,000,000	290,000,000
	Borno Supply Company		168,000,000	168,000,000	168,000,000
	Road Maintenance Agency		4,148,000,000	4,148,000,000	4,148,000,000
	Water Supply and Sanitation Agency		1,500,000,000	1,500,000,000	1,500,000,000
		-	<b>10,081,724,000</b>	<b>10,081,724,000</b>	<b>10,081,724,000</b>

**BORNO STATE GOVERNMENT OF NIGERIA**  
**NOTES TO THE FINANCIAL STATEMENTS FOR THE YEAR ENDED 31ST DECEMBER, 2018**

	<b>Law &amp; Justice Sector</b>				
	Mohammed Goni College of Legal & Islamic Studies		170,000,000	170,000,000	170,000,000
	School for Higher Islamic Studies		30,000,000	30,000,000	30,000,000
	Council of Prerogative of Mercy		55,000,000	55,000,000	55,000,000
		-	<b>255,000,000</b>	<b>255,000,000</b>	<b>255,000,000</b>
	<b>Social Sector</b>				
	Hospitals Management Board		300,000,000	300,000,000	300,000,000
	Kashim Ibrahim College of Education		110,000,000	110,000,000	110,000,000
	Borno State Sports Council		-	-	-
	El-kanemi Warriors Football Club		-	-	-
	Umar Ibn Ibrahim El-kanemi College of Edu. Science & Tech. Bama		254,000,000	254,000,000	254,000,000
	Borno State Board for Quranic and Arabic Education		-	-	-
	Borno State Council for Ulamas		-	-	-
	Ramat Polytechnic Maiduguri		275,000,000	275,000,000	275,000,000
	Islamic Preaching Board		-	-	-
	Borno State Library Board		570,500,000	570,500,000	570,500,000
	Borno State Environmental Protection Agency		1,850,000,000	1,850,000,000	1,850,000,000
	College of Education Waka Biu		205,000,000	205,000,000	205,000,000
	Education Endowment Fund		-	-	-
	Agency for Mass Literacy		290,000,000	290,000,000	290,000,000
	Borno State Scholarship Board		728,000,000	728,000,000	728,000,000
	Borno State University		2,480,000,000	2,480,000,000	2,480,000,000
	Nomadic Education		20,000,000	20,000,000	20,000,000
	Islamic Research Centre		-	-	-
	Borno State Universal Education Board		2,522,500,000	2,522,500,000	2,522,500,000
	Primary Health Care Development Agency		2,165,000,000	2,165,000,000	2,165,000,000
	College of Nursing and Midwifery Maiduguri		125,000,000	125,000,000	125,000,000
	College of Health Technology Maiduguri		105,000,000	105,000,000	105,000,000
	Teaching Service Board		110,000,000	110,000,000	110,000,000
		-	<b>12,110,000,000</b>	<b>12,110,000,000</b>	<b>12,110,000,000</b>



**BORNO STATE GOVERNMENT OF NIGERIA**  
NOTES TO THE FINANCIAL STATEMENTS FOR THE YEAR ENDED 31ST DECEMBER, 2018

NOTE		Details		2018	2017
14		<b>Summary of Cash &amp; Bank Balances:</b>		<b>2018</b>	<b>2017</b>
				<b>N</b>	<b>N</b>
		Treasury Accounts:- [Consolidated Revenue Fund (CRF):	1	9,755,061,101	10,000,683,570
		MDAs Cash & Bank Balances - Overhead Costs A/cs	2	64,281,440	81,759,190
		MDAs Cash & Bank Balances - Capital A/cs	3	1,211,120,152	1,184,309,764
		Other Government Funds - Cash & Bank Balances	4	54,069,284	45,295,147
		<b>Total Cash &amp; Bank Balances</b>		<b>11,084,531,977</b>	<b>11,312,047,672</b>
		<b>Cash in Transit</b>	5	<b>300,318,124</b>	<b>136,148,170</b>
		<b>Total Cash &amp; Bank Balances including items in Transit</b>		<b><u>11,384,850,101</u></b>	<b><u>11,448,195,842</u></b>
1		<b>Consolidated Revenue Fund (CRF) Support Accounts</b>			
	Mainstreet Bank	Ministry of Trade, Investment & Tourism		958,389	1,398,259
	Eco-Bank	BIR - Cattle Fees		1,018,715	622,420
	FedilityBank	BIR - Ministry of Education		524,454	1,556,187
	FedilityBank	BIR - Customised Drivers' Licence		13,473,863	6,570,682
	FedilityBank	BIR - Certificate of Road Worthiness		1,745,306	2,016,406
	First Bank	Ministry of Lands & Survey		6,780,893	1,715,045
	First Bank	BIR - Withholding Tax		34,397,310	99,272,509
	Zenith Bank	BIR - Withholding Tax		12,427,134	5,857,592
	Zenith Bank	BIR - Direct Assessment		1,270,050	450,801
	Zenith Bank	BIR - Zonal Offices		775	443,170
	Zenith Bank	BIR - Maiduguri Revenue Office		640,800	134,950
	Zenith Bank	BIR - Bulumkuttu Revenue Office		126,650	22,772
	Zenith Bank	BIR - Bolori Revenue Office		70,850	35,900
	Zenith Bank	BIR - Custom Revenue Office		179,750	61,950
	Zenith Bank	BIR - Non Expendable		303,900,972	43,721,807

**BORNO STATE GOVERNMENT OF NIGERIA**  
**NOTES TO THE FINANCIAL STATEMENTS FOR THE YEAR ENDED 31ST DECEMBER, 2018**

Zenith Bank	BIR - PAYE		76,877,206	111,678,342
Zenith Bank	BIR - National Vehicle Number Plate		4,203,778	5,088,264
Zenith Bank	BIR - Motor Licence Authority		2,692,113	1,896,590
Zenith Bank	BIR Recovery A/c		51,908,548	-
Diamond Bank	BIR - PAYE (Local Government)		96,175	96,196
Heritage Bank	VIO- Road Taxes and Fees Acct		550,447	-
Sterling Bank	VIO- Revenue Account IRO		676,644	-
Sterling Bank	Non Oil Revenue Account		9,105,707	-
Sterling Bank	Borno State Excess Pet. Profit Tax		19,369,138	-
CBN	TSA A/c		-	25,236,136
Access Bank	Borno State Non-Exp. Rev. I		639,675	639,675
Access Bank	Borno State Non-Exp. Rev. II		3,209,902	3,209,902
Ecobank	Non-Expendable Revenue Act.		-	45,394
Heritage Bank	Min. of Agric. (Fertilizer 2010)		745,557	745,557
First Bank	BOSG Disposal of Gov't Quarters		2,778,397	2,778,397
Fidelity Bank	Disposal of Gov't Vehicles		478,035	475,651
U. B. A . Plc	Min. of Land & Survey Dev. Levy Act.		231,285	8,254,183
Skye Bank	BOSG Fertilizer Sale		713,546	713,546
Zenith Bank	BOSG Central Account		1,857,025,888	24,361,448
Zenith Bank	BOSG Sure-P Account		3,479,047	3,479,047
Zenith Bank	BOSG Project Account		5,300,492,958	7,000,493,150
First Bank	Project Account- State		171,789	171,789
Zenith Bank	Salary Bailout I Bank A/c		162,911,993	171,886,020
Zenith Bank	Salary Bailout II Bank A/c		3,295,977	3,295,977
Zenith Bank	Excess Crude Oil Backed Bank A/c		122,662,273	124,876,200
Skye Bank	BOSG Gratuity Account		-	26,811
Zenith Bank	BOSG - State Salaries A/c		366,947,920	457,498,014
Zenith Bank	Gratuity Account		37,870,966	206,444

**BORNO STATE GOVERNMENT OF NIGERIA**  
NOTES TO THE FINANCIAL STATEMENTS FOR THE YEAR ENDED 31ST DECEMBER, 2018

Zenith Bank	BOSG Leave Grant Account		59,453	(6,197,953)
Zenith Bank	Non-Expendable A/c		-	43,721,808
Union Bank	BOSG Salary Account		334,677	334,677
Union Bank	Central Account Borno State		96,217	96,217
Access Bank	B/S Capital Project Act. (1000 H.P)		117,668	117,668
U. B. A . Plc	Borno State Joint Project Account		8,115,816	8,115,816
U. B. A . Plc	Borno State Joint Proj. Accrued Int. Act.		81,658	81,658
Access Bank	Capital Project Interest Account		6,021,771	6,021,771
Zenith Bank	BOSG Interest Earned Account		4,818,494	4,818,494
U. B. A . Plc	Borno State Proj. Accrued Interest Act.		182,967	182,967
Heritage Bank	BOSG University Donation Act.		172	-
Ecobank	1000-Housing Unit Tax Account		5,308	5,308
Access Bank	Borno State Project Account. II		3,499,740	3,471,046
Access Bank	Borno State Excess Crude Account		377,043	373,952
U. B. A . Plc	Min. of Health (Non-Withdrawal)		65,513	65,513
U. B. A . Plc	Min. of Health (Non-Withdrawal Act.)		15,289,496	15,289,496
Heritage Bank	Disposal of S. Gov't Unserviceable		448	448
Ecobank	BOSG Disposal of Gov't Housing		4,457,024	4,457,024
U. B. A . Plc	Min. of Agric. Tractor Hire		14,326,809	14,326,809
Zenith Bank	Shettima A. Monguno Estate Proj.		96,695	96,695
Zenith Bank	Borno State Special Dollar (HIV)		2,673	2,673
Zenith Bank	Borno State HIV Draw Down		42,243	42,243
Zenith Bank	700-Housing Project Account		3,920	3,920
Zenith Bank	700-Housing Operations Account		7,051	7,051
Zenith Bank	700-Housing Tax Account		7,051	7,051
Zenith Bank	500-Housing Operations Account		9,862	9,862
Zenith Bank	500-Housing Project Account		7,123	7,123
Unity Bank	Joint Development Project Act. (I & II)		1,907,679	1,907,679
Unity Bank	Joint Project Account (Legacy)		110,141	-

**BORNO STATE GOVERNMENT OF NIGERIA**  
NOTES TO THE FINANCIAL STATEMENTS FOR THE YEAR ENDED 31ST DECEMBER, 2018

Unity Bank	BOSG Special Project Account		613,985	-
Keystone Bank	Special Project Account		2,702,830	2,702,830
U. B. A. Plc	Capital Project Account		16,914	16,914
Keystone Bank	Herwa Peace Housing Est. Const. Com.		9,072,488	9,072,488
Diamond Bank	NEPAD B/S Coordinating Office		6,908	6,908
	Borno State Salary Account		165	165
	BOSG Salary Account		219,428	219,428
Zenith Bank	Pension & Gratuity		8,780,474	8,780,474
Access Bank	1000 Housing Project		7,752	7,752
Unity Bank	Borno State Gov't Salary Account		5,314	5,314
Access Bank	Special Project Account		2,592,577	2,550,255
Union Bank	BOSG Project Account		2,188,841	2,188,841
Fidelity Bank	Special E. C. Account		1,311	1,311
GTBank	Resuscitation of Primary Sch. Sys.		1,151,037	1,151,037
	MDAs Salary A/cs		5,961,753	5,961,753
Zenith Bank	BO. ST Domiciliary A/c		10,345,603	30,500,000
U. B. A. Plc	BOSG Relief Fund A/c		24,849,545	4,590,936
Zenith Bank	National Housing Fund Staff Contribution		214,872,313	614,124,720
Zenith Bank	Conditional Budget Support A/c		10,324,978	10,324,978
First Bank	Borno State Project A/c - State		77,267	100,077,267
GTBank	BOSG Counterpart Fund -Ministry of Environment		994,574,031	1,000,000,000
			<b>9,755,061,101</b>	<b>10,000,683,570</b>



**8KM DAMBOA - NNPC DEPOT ROAD**  
**Commission BY H.E MUHAMMED BUHARI**  
**President Federal Republic of Nigeria**

**BORNO STATE GOVERNMENT OF NIGERIA**  
NOTES TO THE FINANCIAL STATEMENTS FOR THE YEAR ENDED 31ST DECEMBER, 2018

2		MDAs Cash & Bank Balances - Overhead Costs A/cs		-	-
		<b>Administrative Sector</b>		-	-
	Zenith Bank	Government House		252,647	282,443
	Zenith Bank	Office of the Secretary to the State Government		6,038,772	927,886
	Zenith Bank	Office of the Head of Service		573,635	8,334
	Zenith Bank	Establishment Department		200,102	102
	Zenith Bank	Pension Department		52,323	2,323
	Zenith Bank	Department of Political		7,530	7,530
	Zenith Bank	Office of the Auditor General		769,589	101,969
	Zenith Bank	Civil Service Commission		309,415	1,922
	Zenith Bank	Local Government Service Commission		10,705	5,850
	Zenith Bank	Borno State House of Assembly		75,236	47,801
	Zenith Bank	Local Government Audit Department		-	-
	Zenith Bank	Min. of Home Affairs, Information & Culture		1,151	6,743
	Zenith Bank	Ministry of Inter Governmental Affairs & Special Duties		2,962	3,225
	U.B.A. Plc	Borno State Independent Electoral Commission		-	-
		<b>Sub-Total</b>		<b>8,294,067</b>	<b>1,396,128</b>
		<b>Economic Sector</b>			
	Zenith Bank	Ministry of Agriculture and Nat. Resources		7,800	38,447
	Zenith Bank	Ministry of Trade, Investment and Tourism		4,358	4,550
	Zenith Bank	Ministry of Finance Finance (Hqtrs)		11,539	9,679
	Zenith Bank	Office of the Accountant General		513,306	719,751
	Zenith Bank	Ministry for Housing and Rural Electrification		4,425	(19)
	Zenith Bank	Ministry for Water Recources		2,167,522	1,170,502
	Zenith Bank	Ministry of Works and Transport		37,449	13,900

**BORNO STATE GOVERNMENT OF NIGERIA**  
NOTES TO THE FINANCIAL STATEMENTS FOR THE YEAR ENDED 31ST DECEMBER, 2018

Zenith Bank	Ministry of Lands and Survey		7,784	1,730
U.B.A Plc	Ministry of Lands and Survey		-	-
Zenith Bank	Ministry of Budget & Planning		2,079	2,425
Zenith Bank	Ministry of Animal Resources and Fisheries Development		7,633	8,559
Zenith Bank	Ministry of Rehabilitation, Reconst. & Resettlement		13,924	9,905
	<b>Sub-Total</b>		<b>2,777,819</b>	<b>1,979,430</b>
	<b>Law &amp; Justice Sector</b>			
Zenith Bank	Ministry of Justice		11,061,486	22,016,618
Eco-Bank	High Court of Justice		687,099	11,233
Zenith Bank	Area Courts		-	-
Enterprises Bank	Sharia Court of Appeal		83,554	881
Eco-Bank	Judicial Service Commission		647	647
	<b>Sub-Total</b>		<b>11,832,786</b>	<b>22,029,379</b>
	<b>Social Sector</b>			
Zenith Bank	Ministry of Women Affairs & Social Development		4,797	5,244
Zenith Bank	Ministry of Sports Development		4,491	4,809
Zenith Bank	Ministry of Environment		11,233	514,217
Zenith Bank	Ministry for Religious Affairs and Special Education		2,307	29,800,946
GTB Bank	Ministry for Local Government & Emirates Affairs		129,886	48,991
Eco- Bank Plc	Ministry of Poverty Alleviation & Youth Empowerment		18,138	18,138
UBA Plc	Ministry of Health		11,491,962	246,649
GTBank	Ministry of Education		6,427,972	2,425,270
Sterling Bank	Ministry for Higher Education		5,644	9,652
Ecobank Plc	Ministry of Education Tsangaya A/c		17,816,839	17,816,839

**BORNO STATE GOVERNMENT OF NIGERIA**  
**NOTES TO THE FINANCIAL STATEMENTS FOR THE YEAR ENDED 31ST DECEMBER, 2018**

	Ecobank Plc	Education Resource Centre		5,454,623	5,454,623
		Education Resource Centre		8,876	8,876
		<b>Sub-Total</b>		<b><u>41,376,768</u></b>	<b><u>56,354,254</u></b>
		<b>GRANT TOTAL</b>		<b><u>64,281,440</u></b>	<b><u>81,759,190</u></b>
3		<b>MDAs Cash &amp; Bank Balances - CDF A/cs</b>			
		<b>Administrative Sector</b>			
	Zenith Bank	Government House		(4,292)	511
	Zenith Bank	Office of the Secretary to the State Government		7,287	172
	Zenith Bank	Office of the Head of Service		-	-
	Zenith Bank	Establishment Department		-	-
	Zenith Bank	Pension Department		-	-
	Zenith Bank	Department of Political		-	-
	Zenith Bank	Office of the Auditor General		-	-
	Zenith Bank	Civil Service Commission		166	-
	Zenith Bank	Local Government Service Commission		6,809	6,809
	Zenith Bank	Borno State House of Assembly		-	-
	Zenith Bank	Office of the Auditor General Local Government		-	-
	Zenith Bank	Min. of Home Affairs, Information & Culture		401,945	40,320,638
	Zenith Bank	Ministry of Inter Governmental Affairs & Special Duties		503	539
	Zenith Bank	Ministry of Monitoring & Special Projects		-	-
		Borno State Independent Electoral Commission		-	-
		<b>Sub-Total</b>		<b>412,418</b>	<b>40,328,669</b>
		<b>Economic Sector</b>			
	Zenith Bank	Ministry of Agriculture and Nat. Resources		5,321,494	5,391,230
	Zenith Bank	Ministry of Trade, Investment and Tourism		1,197	981



**BORNO STATE GOVERNMENT OF NIGERIA**  
NOTES TO THE FINANCIAL STATEMENTS FOR THE YEAR ENDED 31ST DECEMBER, 2018

Zenith Bank	Ministry of Finance Finance (Hqtrs)		104,655	98,480
Zenith Bank	Office of the Accountant General		-	-
Zenith Bank	Ministry for Housing and Rural Electrification		152,208,915	125,863
Zenith Bank	Ministry for Water Resources		15,556,052	134,362,920
Zenith Bank	Ministry of Works and Transport		65,914,095	252,005,029
Zenith Bank	Ministry of Lands and Survey		60,058,230	10,963,052
Zenith Bank	Ministry of Budget & Planning		7,738	7,885
Zenith Bank	Ministry of Animal Resources & Fisheries Development		11,181	8,375,703
	Ministry of Rehabilitation, Reconst. & Resettlements		233,485,476	(2,353,953)
	<b>Sub-Total</b>		<b>532,669,033</b>	<b>408,977,190</b>
			-	-
	<b>Law &amp; Justice Sector</b>		-	-
Zenith Bank	Ministry of Justice		38,928	39,366
Zenith Bank	Area Courts		-	-
Enterprises Bank	Sharia Court of Appeal		-	-
Eco-Bank	Judicial Service Commission		-	-
	<b>Sub-Total</b>		<b>38,928</b>	<b>39,366</b>
			-	-
	<b>Social Sector</b>		-	-
Zenith Bank	Ministry of Women Affairs & Soc. Dev		2,796	1,375,965
Zenith Bank	Ministry of Sports Development		31,996	5,717
Zenith Bank	Ministry for Religious Affairs and Special Education		288,339	10,227,876
Zenith Bank	Ministry of Environment		26,459	268,505
GTB Bank	Ministry for Local Government & Emirates Affairs		1,390,600	14,766,919
Eco- Bank Plc	Ministry of Poverty Alleviation & Youth Empowerment		9,717	3,133,373
UBA Plc	Ministry of Health		29,743,306	142,067,992

**BORNO STATE GOVERNMENT OF NIGERIA**  
NOTES TO THE FINANCIAL STATEMENTS FOR THE YEAR ENDED 31ST DECEMBER, 2018

	Zenith Bank	Ministry of Health		-	-
	First Bank	Min. of Health UNICEF Programme		-	-
	GTBank	Ministry of Education		646,409,638	552,518,881
	Zenith Bank	Ministry of Education			
	Zenith Bank	Ministry for Higher Education		96,923	10,599,312
		<b>Sub-Total</b>		<u>677,999,773</u>	<u>734,964,539</u>
		<b>GRAND TOTAL</b>		<u>1,211,120,152</u>	<u>1,184,309,764</u>
<b>4</b>		<b>Other Government Funds: Cash &amp; Bank Balances</b>			
		<b>Loan Fund Account Balances</b>			
	First Bank	BOSG Owner Occupier		26,823,916	18,745,448
	First Bank	Members Car Loan Account		4,362,257	2,506,504
	Fidelity Bank	Min. of Finance Car Loan		175,440	175,440
	Fidelity Bank	Min. of Finance Furniture Loan		59,400	59,400
	Fidelity Bank	Min. of Finance Housing Loan		2,866	2,866
	GTBank	Staff Car Loan Fund (Min of Justice)		2,467,003	3,627,087
	First Bank	Special Funds		98,207	98,207
	Ecobank	BOSG Owner Occupier Housing		-	-
	Zenith Bank	Borno State HIV Counterpart Fund		18,334,758	18,334,758
	GTBank	Tricycle Revolving Fund Scheme		1,280,422	1,280,422
	GTBank	Borno State GLO Fund		63	63
	First Bank	Drug Fund		157,373	157,373
	Zenith Bank	B. S. Executive Loans		307,579	307,579
				<u>54,069,284</u>	<u>45,295,147</u>

**BORNO STATE GOVERNMENT OF NIGERIA**  
 NOTES TO THE FINANCIAL STATEMENTS FOR THE YEAR ENDED 31ST DECEMBER, 2018

5		<b>Remittances in Transit</b>			
		<b>Administrative Sector</b>			
		Govt. House			1,000,000
		Governor's Office		41,450,637	-
		Head of Service		20,910,000	500,000
		State Pension		150,000	100,000
		Civil Service Commission		11,079,087	-
		Borno State House of Assembly		21,000,000	-
		Local Government Service Commission		100,000	50,000
		State Auditor General		-	5,000,000
		Ministry of Information, Home Affairs & Culture		3,500,000	1,000,000
				<b>98,189,724</b>	<b>7,650,000</b>
		<b>Economic Sector</b>			
		Ministry of Agriculture		23,000,000	-
		Ministry Trade & Investment		1,000,000	23,122,986
		Ministry of Finance		10,000,000	-
		Office of the Accountant General		1,100,000	-
		Ministry of Water Resources		8,902,000	-
		Ministry of Budget & Planning		3,743,610	-
		Ministry of Works and Transport		34,942,790	32,938,384
		Ministry for Housing and Rural Electrification		1,000,000	-
		Ministry of R R R		-	1,000,000
				<b>83,688,400</b>	<b>57,061,370</b>

**BORNO STATE GOVERNMENT OF NIGERIA**  
 NOTES TO THE FINANCIAL STATEMENTS FOR THE YEAR ENDED 31ST DECEMBER, 2018

		<b>Law &amp; Justice Sector</b>			
		Sharia Court		2,000,000	-
				<b>2,000,000</b>	-
		<b>Social Sector</b>			
		Ministry of Poverty Alleviation		1,000,000	4,550,000
		Ministry of Sports Development		-	24,386,800
		Ministry of Religious Affairs		42,430,000	-
		Ministry of Education		-	30,000,000
		Ministry of Environment		56,500,000	-
		Ministry of Higher Education		15,510,000	9,000,000
		Ministry of Women Affairs		-	1,000,000
		Ministry of Local Govt. & Emirate Affairs		1,000,000	1,500,000
		Ministry of Health		-	1,000,000
				<b>116,440,000</b>	<b>71,436,800</b>
		<b>Total Remittances in Transit</b>		<b>300,318,124</b>	<b>136,148,170</b>

**BORNO STATE GOVERNMENT OF NIGERIA**  
**NOTES TO THE FINANCIAL STATEMENTS FOR THE YEAR ENDED 31ST DECEMBER, 2018**

NOTE	Details						
15	INVESTMENTS	At Book Value as at 31/12/2018					
		N					
	Investments in Quoted Companies	52,776,493					
	Investments in unQuoted Companies	37,076,510					
	Loans to Government Companies	-					
	Loans to Other Government	-					
	<b>Total Investments</b>	<b><u>89,853,003</u></b>					
16	Staff Loans and Advances	Balance as at 1/1/2018	Addition/Adjustment	Repayment	Balance as at 31/12/2018	Net Increase in Loans and advances 31/12/2018	
		N	N	N	N		
	Staff Debtors -	88,991,180			88,991,180		
	Members's Car Loan				-		
	Owner Occupier Loan				-		
	<b>Total</b>	<b><u>88,991,180</u></b>	<b>-</b>	<b>-</b>	<b><u>88,991,180</u></b>	<b>-</b>	
17	External Loans:	Balance as at 1/1/2018 as per AFS	Principal Loan Amount Repayments	Loan Interest Payments	Exchange Loss	Computed Book Balance as at 31/12/2018	
		N	N	N	N	N	
	Fadama Development	1,198,639,578	13,481,846	9,053,071		1,185,157,732	
	Health Systems Development	1,621,954,916	42,881,011	11,904,879		1,579,073,905	
	Universal Basic Education	667,029,608	39,413,021	3,226,480		627,616,587	

**BORNO STATE GOVERNMENT OF NIGERIA**  
**NOTES TO THE FINANCIAL STATEMENTS FOR THE YEAR ENDED 31ST DECEMBER, 2018**

	HIV/AIDS Programme	535,309,819	22,524,250	4,289,129		512,785,569	
	Third National Fadama Programme	342,208,414	-	3,703,508		342,208,414	
	Community Based Agric & Rural Dev. Programme	856,111,039	37,528,790	6,821,922		818,582,249	
	Second HIV/AIDS Programme	<u>1,276,195,237</u>	-	9,999,998		1,276,195,237	
	<b>Total</b>	<b><u>6,497,448,611</u></b>	<b><u>155,828,918</u></b>	<b><u>48,998,987</u></b>	<b>-</b>	<b><u>6,341,619,693</u></b>	
18	<b>Internal Loans: FGN Salary Bailout Loan II</b>	Balance as at 1/1/2018	Loan Obtained During the Period	Principal Loan Amount Repayments	Loan Interest Payments	Total Repayment (including Interest)	Book Balance as at 31/12/2018
		N	N	N	N	N	N
	Salaries Bailout Loan I	7,377,378,647	-	173,365,427	655,635,562	829,000,989	7,204,013,220
	Salaries Bailout Loan II	13,300,609,134	-	316,497,035	1,211,246,439	1,527,743,474	12,984,112,099
	Excess Crude Account Backed Loan	8,583,439,382	-	779,088,631	741,020,651	1,520,109,285	7,804,350,751
	Budget Support Loan	16,869,000,000	-				16,869,000,000
	<b>Total</b>	<b><u>46,130,427,163</u></b>	<b>-</b>	<b><u>1,268,951,093</u></b>	<b><u>2,607,902,652</u></b>	<b><u>3,876,853,748</u></b>	<b><u>44,861,476,070</u></b>
19	<b>Trust Funds</b>	Balance as at 1/1/2018	Reclassified to Other Government Funds	Repayments		Balance as at 31/12/2018	
		N	N	N		N	
	Loan Revolving Fund	145,625,124	-	8,774,137		154,399,261	
	Transfer from Other Government Funds	<u>1,983,749,703</u>	<u>1,983,749,703</u>	-		-	
	<b>Total</b>	<b><u>2,129,374,827</u></b>	<b><u>1,983,749,703</u></b>	<b><u>8,774,137</u></b>		<b><u>154,399,261</u></b>	

**BORNO STATE GOVERNMENT OF NIGERIA**  
NOTES TO THE FINANCIAL STATEMENTS FOR THE YEAR ENDED 31ST DECEMBER, 2018

19A	Other Government Funds	Balance as at 1/1/2018	Transfer from Other Funds	Repayment or Transfer to Other Funds	Balance as at 31/12/2018		
		N	N	N	N		
	Transfer from Other Government Funds	<u>1,983,749,703</u>	-	2,200,000,000	<u>(216,250,297)</u>		
	Total	<u>1,983,749,703</u>	-	<u>2,200,000,000</u>	<u>(216,250,297)</u>		
20	Schedule of Deposit	Balance as at 1/1/2018	Deposit During the Year	Payment or Withdrawal	Balance as at 31/12/2018		
		N	N	N	N		
	Deposit Liabilities for Source Deductions	3,119,818,489	512,189,986	105,988,538	3,526,019,936		
	Total Outstanding Deposit	<u>3,119,818,489</u>	<u>512,189,986</u>	<u>105,988,538</u>	<u>3,526,019,936</u>		
21	National Housing Fund	Balance as at 1/1/2018	Deposit During the Year	Payment or Withdrawal	Balance as at 31/12/2018		
		N	N	N	N		
	National Housing Fund Staff Contribution Fund	<u>614,124,720</u>	-	<u>399,252,407</u>	<u>214,872,313</u>		

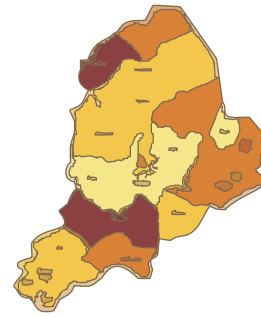
**BORNO STATE GOVERNMENT OF NIGERIA**  
**STATEMENTS OF TOTAL GOVERNMENT EXPENDITURE BY MAIN FUNCTION**  
**FOR THE YEAR ENDED 31ST DECEMBER, 2018**

DESCRIPTION	ACTUAL YEAR 2018	FINAL BUDGET 2018	INITIAL/ORIGINAL BUDGET 2018	BUDGET VARIANCE	BUDGET PERFORMANCE - % ACHIEVED	ACTUAL 2017
	N	N	N	N		
General Public Service	2,533,546,204	9,556,000,000	9,556,000,000	7,022,453,796	26.51	2,611,295,581
Public Order & Safety	95,500,438	5,952,000,000	5,952,000,000	5,856,499,562	1.60	74,256,500
Economic Affairs	14,689,103,351	13,743,740,000	13,743,740,000	(945,363,351)	106.88	10,403,566,566
Environmental Protection	651,862,916	10,457,000,000	10,457,000,000	9,805,137,084	6.23	912,447,332
Housing & Community Amenities	8,975,944,774	16,100,879,000	16,100,879,000	7,124,934,226	55.75	10,877,704,064
Health	2,182,353,562	15,725,000,000	15,725,000,000	13,542,646,438	13.88	3,165,683,122
Recreation, Culture & Religion	3,584,149,432	9,356,000,000	9,356,000,000	5,771,850,568	38.31	3,324,522,342
Education	8,404,705,217	13,962,325,000	13,962,325,000	5,557,619,783	60.20	6,090,928,940
Social Protection		13,555,636,000	13,555,636,000	13,555,636,000	0.00	-
	41,117,165,894	108,408,580,000	108,408,580,000	67,291,414,106	37.93	37,460,404,447



**BORNO STATE GOVERNMENT OF NIGERIA**  
**STATEMENTS OF CAPITAL EXPENDITURE BY PROGRAMME**  
**FOR THE YEAR ENDED 31ST DECEMBER, 2018**

DESCRIPTION	ACTUAL 2018	FINAL BUDGET 2018	ORIGINAL BUDGET 2018	VARIANCE ON FINAL BUDGET	BUDGET PERFORMANCE - % ACHIEVED	ACTUAL 2017
	N	N	N	N	N	N
Economic Empowerment Through Agriculture	321,945,868	9,882,000,000	9,882,000,000	9,560,054,132	3.26	662,721,072
Societal Re-orientation	1,246,040,036	6,750,000,000	6,750,000,000	5,503,959,964	18.46	1,894,617,003
Poverty Alleviation	1,644,734,858	6,500,000,000	6,500,000,000	4,855,265,142	25.30	1,326,286,170
Improvements to Human Health	1,996,536,869	12,650,000,000	12,650,000,000	10,467,646,438	17.25	3,165,683,122
Enhancing Skills & Knowledge	8,616,744,911	8,560,000,000	8,560,000,000	155,294,783	98.19	6,090,928,940
Housing & Urban Development	7,087,661,313	9,720,408,000	9,720,408,000	2,632,746,687	72.92	9,069,491,334
Gender	77,623,169	1,500,000,000	1,500,000,000	1,422,376,831	5.17	88,029,000
Youth	807,192,745	2,500,000,000	2,500,000,000	1,692,807,255	32.29	324,543,000
Environmental Improvement	651,862,916	658,872,000	658,872,000	7,009,084	98.94	912,447,332
Water Resources & Rural Development	1,888,283,461	11,560,000,000	11,560,000,000	9,671,716,539	16.33	1,808,212,730
Information Communication & Technology	616,349,549	5,048,321,000	5,048,321,000	4,431,971,451	12.21	243,093,000
Private Sector Growth & Development	1,131,266,275	8,265,133,000	8,265,133,000	7,133,866,725	13.69	802,775,784
Reform of Government & Governance	2,223,095,3446	8,500,487,000	8,500,487,000	6,243,310,563	26.55	2,703,595,351
Power	-	3,702,359,000	3,702,359,000	3,702,359,000	0.00	-
Transportation	12,799,970,488	12,611,000,000	12,611,000,000	(188,970,488)	101.50	8,367,980,609
	<b>41,117,165,894</b>	<b>108,408,580,000</b>	<b>108,408,580,000</b>	<b>67,291,414,106</b>	<b>37.93</b>	<b>37,460,404,447</b>



Home of peace.