



EBONYI STATE GOVERNMENT OF NIGERIA

ACCOUNTANT-GENERAL'S

R E P O R T

WITH

FINANCIAL STATEMENTS

FOR THE YEAR ENDED

31ST DECEMBER, 2015

RESPONSIBILITY FOR THE FINANCIAL STATEMENTS

The financial statements of Ebonyi State Government of Nigeria for the year ended 31st December, 2015, have been prepared by me in accordance with the provisions of the Finance (Control and Management) Act 1958 (as amended), in compliance with Generally Accepted Accounting Principles (GAAP) and in line with Full Cash Basis Accounting.

ACCOUNTING AND REPORTING

All responsibilities bestowed on me as listed below have been fulfilled:

- a. Ensuring that adequate system of internal controls are maintained to safeguard assets and provide reasonable assurance that the transactions as recorded are within statutory authority; and also that the use of all public financial resources by the Government are properly recorded.
- b. Ensuring that proper books and records of accounts were kept to ensure that the Financial Statements reflect the financial position of Ebonyi State Government and its operations for the year ended 31st December, 2015.

In my opinion, the consolidated financial statements and the notes thereto reflect the financial position of Ebonyi State Government of Nigeria as at 31st December, 2015.



PST. (MRS) QUEEN ELIZABETH AGWU (Ph.D, CNA, FCPA)
ACCOUNTANT-GENERAL
EBONYI STATE.

STATEMENT OF ACCOUNTING POLICIES

The financial statements with the notes thereto reflect the financial position of Ebonyi State Government of Nigeria for the year ended 31st December, 2015. They show the various sources and uses of funds by the Government for the year under review.

The financial statements were prepared on the basis of the accounting polices stated below:

BASIS OF ACCOUNTING

Both the accounting and financial statements were based on full cash basis and on historical cost.

ASSETS AND LIABILITIES

Assets were stated at their net values while liabilities were recognized in full.

CAPITAL COST

Capital costs were captured in the year acquired only.

Foreign currency transactions were translated into Naira, the reporting currency, using the exchange rate prevailing as at 31st December, 2015.

OVERHEAD COST

Amount totally one hundred and fifty six million, two hundred and seventy four thousand, six hundred and fifty six naira, twenty eight kobo (~~₦~~156,274,656.28) not provided for in the budget but was expended by some MDA's, was made from stabilization account housed in the office of the Accountant General.



PST. (MRS) QUEEN ELIZABETH AGWU (Ph.D, CNA, FCPA)

ACCOUNTANT-GENERAL

EBONYI STATE.

Note 2: Independent Revenue					
		Actual 2015	Total Budget 2015	Suppl.Budget 2015	Original Budget 2015
	Taxes-12010100				
20007001	Office of The Accountant - General	110,852,368.73	353,200,000.00	-	353,200,000.00
20008001	Board of Internal Revenue	2,119,736,924.00	4,614,950,000.00	-	4,614,950,000.00
Total Taxes		2,230,589,292.73	4,968,150,000.00	-	4,968,150,000.00
	Licences-12020100				
15001001	Ministry of Agriculture and Natural Resources	119,800.00	16,350,000.00	-	16,350,000.00
20008001	Board of Internal Revenue	242,764,193.07	1,575,000,000.00	-	1,575,000,000.00
34001001	Ministry of Works and Transport	527,040.00	44,000,000.00	-	44,000,000.00
Total Licences		243,411,033.07	1,635,350,000.00	-	1,635,350,000.00
	Fees General-12020400				
11017001	Cabinet Office	651,800.00	505,000.00	-	505,000.00
11021001	Liaison Office Lagos	96,000.00	200,000.00	-	200,000.00
15001001	Ministry of Agriculture and Natural Resources	17,459,480.54	38,550,000.00	-	38,550,000.00
2001001	Ministry of Finance and Economic Development	91,899,556.67	-	-	-
20008001	70	17,934,642.16	100,000,000.00	-	100,000,000.00
22001001	Ministry of Commerce and Industry	57,031,120.61	90,910,000.00	-	90,910,000.00
34001001	Ministry of Works and Transport	11,503,529.74	34,700,000.00	-	34,700,000.00
60002001	Office of The Surveyor-General	7,788,822.21	29,600,000.00	-	29,600,000.00
52001001	Ministry of Water Resources	1,065,706.00	100,000.00	-	100,000.00
60001001	Ministry of Lands and Survey	194,830,875.39	56,610,000.00	-	56,610,000.00
61008001	Ebonyi State Fire S+C766service	790,940.00	6,500,000.00	-	6,500,000.00
63001001	Abakaliki Capital Territory Development Board	9,978,146.00	33,800,000.00	-	33,800,000.00
26001001	Ministry of Justice	201,000.00	2,650,000.00	-	2,650,000.00
26051001	Judiciary High Court	9,536,376.00	-	-	-
26052001	Customary Court of Appeal	1,578,620.00	-	-	-
26054001	0	130,060.00	-	-	-
17001001	Ministry of Education	4,208,900.00	13,100,000.00	-	13,100,000.00
13001001	Ministry of Youths and Sports	68,000.00	100,000.00	-	100,000.00
14001001	Ministry of Women Affairs and Social Development	494,800.00	2,180,000.00	-	2,180,000.00
35001001	Ministry of Enviroment	15,301,870.00	4,100,000.00	-	4,100,000.00

			Actual 2015	Total Budget 2015	Suppl.Budget 2015	Original Budget 2015
35016001	Ebonyi State Enviromental Protection Agency		54,600,796.33	73,040,000.00	-	73,040,000.00
21001001	Ministry of Health		973,607.65	8,500,000.00	-	8,500,000.00
21026001	School of Health Technology- Ngbo		9,863,237.04	15,000,000.00	-	15,000,000.00
21102001	Ebonyi State Hospital Management Board		4,070,725.56	13,400,000.00	-	13,400,000.00
51001001	Ministry of Local Government and Chieftaincy Affairs		116,000.00	200,000.00	-	200,000.00
Total Fees			512,174,611.90	523,745,000.00	-	523,745,000.00
	Fines General-12020500					
34001001	Ministry of Works and Transport		470,557.04	21,000,000.00	-	21,000,000.00
63001001	Abakaliki Capital Territory Development Board		55,000.00	3,800,000.00	-	3,800,000.00
26051001	Judiciary High Court		997,375.00	-	-	-
Total Fines			1,522,932.04	24,800,000.00	-	24,800,000.00
	Sales General-12020600					
11017001	Cabinet Office		19,779,800.00	505,000.00	-	505,000.00
36052003	Ebonyi State Hotels Abakaliki		108,080.00	4,000,000.00	-	4,000,000.00
Total Sales			19,887,880.00	4,505,000.00	-	4,505,000.00
	Earnings General-12020700					
25001001	Office of the Head of Service		862,400.00	2,500,000.00	-	2,500,000.00
34001001	Ministry of Works and Transport		952,103.97	6,000,000.00	-	6,000,000.00
36052001	Ebonyi State Council For Arts and Culture		104,250.00	-	-	-
60010001	Ebonyi State Housing Development Corporation		3,125.00	1,000,000.00	-	1,000,000.00
13051001	Ebonyi State Sports Council		56,000.00	630,000.00	-	630,000.00
Total Earnings			1,977,878.97	10,130,000.00	-	10,130,000.00
	Rent on Government Buildings General-12020800					
22001001	Ministry of Commerce and Industry		9,531,000.00	750,000,000.00	-	750,000,000.00
36052001	Tourism Board		3,821,056.00	700,000.00	-	700,000.00
13051001	Ebonyi State Sports Council		801,065.00	400,000.00	-	400,000.00
Total Rent			14,153,121.00	751,100,000.00	-	751,100,000.00
	Investment Income-12021100					
20001001	Ministry of Finance and Economic Development		575,126,819.12	9,000,000.00	-	9,000,000.00
Total			575,126,819.12	9,000,000.00	-	9,000,000.00
Grand Total			3,598,843,568.83	7,926,780,000.00	-	7,926,780,000.00

			Actual 2015	Total Budget 2015	Suppl.Budget 2015	Original Budget 2015
Note 3: Compensation of Employees						
11001001	Office of the Executive Governor		293,749,010.82	460,178,581.00	-	460,178,581.00
11001002	Office of the Deputy Governor		79,592,670.69	79,693,870.69	20,188,394.69	59,505,476.00
11004001	Department of Border Security and Conflict Resolution		13,540,938.73	13,750,947.73	9,678,230.73	4,072,717.00
11007001	Department of Grants and Donor Agency		3,747,344.01	7,273,478.00	-	7,273,478.00
11013001	Office of the Secretary to the State Government		26,694,699.03	26,723,202.03	281,715.03	26,441,487.00
11014001	Department of Political Affairs		4,358,711.00	4,384,542.36	3,768,339.36	616,203.00
11015001	Department of Executive Council Matters(EXCO)		11,481,714.96	12,080,267.00	-	12,080,267.00
11016001	Department of Economic Affairs		11,854,906.11	12,024,729.70	2,443,322.70	9,581,407.00
11017001	Department of General Services		44,811,756.85	62,343,027.00	-	62,343,027.00
11020001	Department of Economic Empowerment and Poverty Alleviation		-	1,583,303.00	-	1,583,303.00
11021001	Liason office Lagos		13,485,816.76	18,016,131.00	-	18,016,131.00
11021002	Liason office Abuja		16,354,613.76	19,597,493.00	-	19,597,493.00
11021004	Liason office Enugu/Anambara		-	-	-	-
11021005	Liason office PH/Aba		-	-	-	-
11185001	Project Support Unit		-	-	-	-
11187007	Department of Inter-party Dialogue		6,102,623.23	15,697,872.00	-	15,697,872.00
11188001	Directorate of attitudinal Change		4,608,491.83	11,284,176.00	-	11,284,176.00
11190001	Department of Labour Relations		-	-	-	-
11189001	Department of Design, Evaluation and Project Mornitoring		-	-	-	-
12003001	Ebonyi State House of Assembly		419,335,580.57	419,593,580.93	88,491,558.93	331,102,022.00
12004001	Ebonyi State House of Assembly Service Commission		-	-	-	-
23001001	Department of Religion and Chieftaincy		-	-	-	-
23001001	Ministry of Information and State Orientation		38,877,524.16	51,859,011.00	-	51,859,011.00
23002001	Department of Information and Communication Technology		-	-	-	-
25001001	Office of the Head of Service		14,095,585.79	14,465,385.99	3,692,580.99	10,772,805.00
25006001	Admin. and General Service Department		9,300,361.44	11,397,408.00	-	11,397,408.00
25034001	Public Service and Manpower Development		67,319,327.58	67,419,363.72	59,586,923.72	7,832,440.00
25045001	Establishment, Pension and Management Service		14,724,132.17	20,408,956.00	-	20,408,956.00
40001001	Office of Auditor-General(State)		123,661,182.77	165,405,432.00	-	165,405,432.00
40001002	Office of the Auditor-General(Local Government)		69,918,699.15	113,464,078.00	-	113,464,078.00

		Actual 2015	Total Budget 2015	Suppl.Budget 2015	Original Budget 2015
47001001	State Civil Service Commission	42,995,214.79	53,467,023.00	-	53,467,023.00
47001002	Local Government Civil Service Commission	4,258,610.16	7,615,420.00	-	7,615,420.00
48001001	Ebonyi State Independence Electoral Commission	66,385,476.42	73,967,089.00	-	73,967,089.00
15001001	Ministry of Agriculture and Natural Resources	208,237,063.65	305,776,183.00	-	305,776,183.00
20001001	Ministry of Finance and Economic Development	54,327,580.15	56,935,547.08	1,890,650.08	55,044,897.00
20003001	Budget office	-	4,718,339.00	-	4,718,339.00
20007001	Office of the Accountant-General	60,145,834.73	96,905,155.00	-	96,905,155.00
20013001	Fiscal Responsibility Commission	24,677,973.73	24,947,846.99	9,632,894.99	15,314,952.00
22001001	Ministry of Commerce and Industry	86,906,736.92	112,683,494.00	-	112,683,494.00
31001001	Ministry of Power	36,860,007.43	55,200,148.00	-	55,200,148.00
33001001	Ministry of Solid Ministry	10,615,770.47	18,528,390.00	-	18,528,390.00
34001001	Ministry of Works and Transport	76,593,015.65	94,698,030.00	-	94,698,030.00
36001001	Ministry of Culture and Tourism	34,747,267.65	35,547,660.04	5,482,382.04	30,065,278.00
38001001	State Planning Commission	27,882,481.05	28,224,998.10	5,685,034.10	22,539,964.00
38004001	State Bureau of Statistics	-	-	-	-
52001001	Ministry of Water Resources	81,782,482.00	110,236,945.00	-	110,236,945.00
60001001	Ministry of Lands, Survey and Housing	69,783,435.00	107,576,994.00	-	107,576,994.00
60002001	Office of the Surveyor-General	27,345,111.58	28,993,691.00	-	28,993,691.00
61001001	Ministry of Public Utilities	35,037,784.48	65,416,965.00	-	65,416,965.00
18011001	Judicial Service Commission	36,041,594.05	36,067,954.05	36,067,954.05	-
26001001	Ministry of Justice	76,594,651.91	92,353,132.00	-	92,353,132.00
26051001	High Court	307,591,924.43	141,159,638.52	141,159,638.52	-
26052001	Customary Court of Appeal, Abakaliki	190,526,985.52	190,794,099.30	190,794,099.30	-
13001001	Ministry of Youth and Sports	35,245,208.75	35,265,209.12	7,517,116.12	27,748,093.00
14001001	Ministry of Women Affairs and Social Development	82,184,420.06	91,562,138.00	-	91,562,138.00
17001001	Ministry of Education	70,368,539.55	96,558,584.00	-	96,558,584.00
21001001	Ministry of Health	336,185,139.98	360,156,010.00	-	360,156,010.00
35001001	Ministry of Enviroment	41,980,358.23	42,880,427.65	5,406,444.65	37,473,983.00
51001001	Ministry of L.G, Chieftaincy Matters and Rural Development	41,802,712.82	52,767,878.00	-	52,767,878.00
	Unpaid September 2011 Salary Paid in 2015	26,351,165.89	-	-	-
Total		3,481,070,238.46	4,029,649,825.00	591,767,280.00	3,437,882,545.00

			Actual 2015	Total Budget 2015	Suppl.Budget 2015	Original Budget 2015
		Note 4: Social Benefits(Gratuity and Pension)				
	20007001	Office of the Accountant-General	993,865,099.92	1,400,000,000.00	-	1,400,000,000.00
		Note 5:Overhead Cost				
	11001001	Office of the Executive Governor	3,923,632,841.61	4,253,000,000.00	-	4,253,000,000.00
	11001002	Office of the Deputy Governor	216,292,438.10	220,000,000.00	-	220,000,000.00
	11004001	Department of Border Security and Conflict Resolution	951,683.80	10,000,000.00	-	10,000,000.00
	11007001	Department of Grants and Donor Agency	-	8,000,000.00	-	8,000,000.00
	11013001	Office of the Secretary to the State Government	1,319,172,058.64	529,600,000.00	-	529,600,000.00
	11014001	Department of Political Affairs	111,510,134.86	62,855,000.00	-	62,855,000.00
	11015001	Department of Executive Council Matters (EXCO)	4,643,115.92	3,600,000.00	-	3,600,000.00
	11016001	Department of Economic Affairs	685,955.11	3,200,000.00	-	3,200,000.00
	11017001	Department of General Services	2,382,223.60	3,780,000.00	-	3,780,000.00
	11020001	Department of Economic Empowerment and Poverty Alleviation	1,884,315.16	160,114,921.00	-	160,114,921.00
	11021001	Liason office Lagos	7,608,882.09	22,000,000.00	-	22,000,000.00
	11021002	Liason office Abuja	23,717,122.25	21,600,000.00	-	21,600,000.00
	11021004	Liason office Enugu/Anambara	-	30,000,000.00	-	30,000,000.00
	11021005	Liason office PH/Aba	80,000.00	30,000,000.00	-	30,000,000.00
	11037001	Musilim Pigrimage Board	-	110,000,000.00	-	110,000,000.00
	11185001	Project Support Unit	-	1,200,000.00	-	1,200,000.00
	11187007	Department of Inter-party Dialogue	200,000.00	6,000,000.00	-	6,000,000.00
	11188001	Directorate of attitudinal Change	-	28,715,824.00	-	28,715,824.00
	11190001	Department of Labour Relations	-	-	-	-
	11189001	Department of Design, Evaluation and Project Mornitoring	-	11,800,000.00	-	11,800,000.00
	12003001	Ebonyi State House of Assembly	690,150,890.11	526,000,000.00	-	526,000,000.00
	12004001	Ebonyi State House of Assembly Service Commission	-	-	-	-
	23001001	Department of Religion and Chieftaincy	-	210,000,000.00	-	210,000,000.00
	23001001	Ministry of Information and State Orientation	89,712,869.45	8,400,000.00	-	8,400,000.00
	23002001	Department of Information and Communication Technology	-	2,839,000.00	-	2,839,000.00
	25001001	Office of the Head of Service	156,611,521.61	30,800,000.00	-	30,800,000.00
	25006001	Admin. and General Service Department	1,377,625.97	2,700,000.00	-	2,700,000.00
	25034001	Public Service and Manpower Development	1,828,734.58	349,410,000.00	-	349,410,000.00

			Actual 2015	Total Budget 2015	Suppl.Budget 2015	Original Budget 2015
25045001	Establishment, Pension and Management Service		1,267,558.61	14,330,000.00	-	14,330,000.00
40001001	Office of Auditor-General(State)		10,342,364.25	50,000,000.00	-	50,000,000.00
40001002	Office of the Auditor-General(Local Government)		4,328,227.78	8,400,000.00	-	8,400,000.00
47001001	State Civil Service Commission		7,271,368.08	12,000,000.00	-	12,000,000.00
47001002	Local Government Civil Service Commission		-	1,200,000.00	-	1,200,000.00
48001001	Ebonyi State Independence Electoral Commission		3,745,864.59	82,600,000.00	-	82,600,000.00
15001001	Ministry of Agriculture and Natural Resources		12,480,863.65	18,000,000.00	-	18,000,000.00
20001001	Ministry of Finance and Economic Development		151,462,100.34	163,800,000.00	-	163,800,000.00
20003001	Budget office		2,248,500.00	20,000,000.00	-	20,000,000.00
20007001	Office of the Accountant-General		308,527,003.90	16,565,593,665.00	4,000,000,000.00	12,565,593,665.00
20013001	Fiscal Responsibility Commission		4,407,634.62	48,379,904.00	-	48,379,904.00
22001001	Ministry of Commerce and Industry		8,336,468.92	12,000,000.00	-	12,000,000.00
31001001	Ministry of Power		306,100,515.31	187,980,000.00	-	187,980,000.00
33001001	Ministry of Solid Ministry		1,355,414.79	3,600,000.00	-	3,600,000.00
34001001	Ministry of Works and Transport		36,906,143.14	22,000,000.00	-	22,000,000.00
36001001	Ministry of Culture and Tourism		3,349,799.01	26,000,000.00	-	26,000,000.00
38001001	State Planning Commission		1,609,613.81	18,000,000.00	-	18,000,000.00
38004001	State Bureau of Statistics		-	-	-	-
52001001	Ministry of Water Resources		4,875,155.44	114,509,585.00	-	114,509,585.00
52054001	Ebonyi State Water Corporation		-	-	-	-
60001001	Ministry of Lands, Survey and Housing		4,822,533.00	18,000,000.00	-	18,000,000.00
60002001	Office of the Surveyor-General		1,855,154.64	6,000,000.00	-	6,000,000.00
61001001	Ministry of Public Utilities		-	700,000.00	-	700,000.00
18011001	Judicial Service Commission			-	-	-
26001001	Ministry of Justice		141,814,388.12	89,000,000.00	-	89,000,000.00
26051001	High Court			-	-	-
26052001	Customary Court of Appeal, Abakaliki			-	-	-
13001001	Ministry of Youth and Sports		53,429,641.83	36,600,000.00	-	36,600,000.00
14001001	Ministry of Women Affairs and Social Development		12,945,690.60	65,000,000.00	-	65,000,000.00
17001001	Ministry of Education		8,558,579.70	17,000,000.00	-	17,000,000.00
21001001	Ministry of Health		16,098,731.87	65,000,000.00	-	65,000,000.00

			Actual 2015	Total Budget 2015	Suppl. Budget 2015	Original Budget 2015
35001001	Ministry of Environment		3,625,514.64	10,000,000.00	-	10,000,000.00
51001001	Ministry of L.G, Chieftaincy Matters and Rural Development		1,351,320.24	69,075,878.00	-	69,075,878.00
Total			7,665,558,563.74	24,390,383,777.00	4,000,000,000.00	20,390,383,777.00
Note 6: Local Governments Grants and Contributions						
	2.5% Local Government Pension Contribution		136,901,030.31	480,000,000.00	-	480,000,000.00
	10% Internally Generated Revenue to LGAs		58,151,364.18	853,163,380.00	-	853,163,380.00
Total			195,052,394.49	1,333,163,380.00		1,333,163,380.00
Note 7: Subvention to Parastatals						
11008001	Ebonyi State Emergency Management Agency		13,117,711.60	15,396,575.00	-	15,396,575.00
11001001	Ebonyi State Council on Public Procurements		316,800.00	9,218,100.00	-	9,218,100.00
11020002	Ebonyi State Community and Social Development Agency		-	-	-	-
11021003	Women Development Centre		39,131,334.93	226,538,926.00	121,650,540.00	104,888,386.00
11037001	Muslim Pilgrimage Board		-	110,000,000.00	-	110,000,000.00
23003001	Ebonyi Broadcasting Cooperation (EBBC)		174,467,393.07	502,360,218.00	-	502,360,218.00
23013001	Government Printing Press		82,325,306.56	103,930,387.00	-	103,930,387.00
23055001	Ebonyi State Newspaper and Publishing Corporation		34,143,850.17	70,824,708.00	-	70,824,708.00
15102001	Ebonyi Agricultural Development Program (EBADEP)		86,016,194.84	284,514,179.00	-	284,514,179.00
15102002	Ebonyi State FADAMA Coordinating Program		-	1,200,000.00	-	1,200,000.00
15101002	Ebonyi State Agricultural Development Corporation (EBADC)		-	17,556,210.00	-	17,556,210.00
15111002	Ebonyi State Fertilizer and Chemical Company Limited		17,303,623.94	33,416,970.00	-	33,416,970.00
15112001	Supervised Agric. Credit Loans Board		-	155,760,000.00	-	155,760,000.00
20008001	Board of Internal Revenue		146,811,923.50	205,678,825.00	-	205,678,825.00
20012001	Ebonyi Investment and Property Development Company		9,741,729.39	15,463,310.00	-	15,463,310.00
22053001	Ebonyi State Marketing Company		193,079.54	2,472,189.00	-	2,472,189.00
22054001	Ebonyi State Industrial Estate Management Board		9,624,184.43	2,766,243.00	-	2,766,243.00
22056001	Ebonyi Building Materials Industry Limited		6,382,233.51	10,171,896.00	-	10,171,896.00
31003001	State Electricity Board		50,000.00	2,400,000.00	-	2,400,000.00
33054001	Ebonyi State Salt and Mineral Industry		2,754,202.47	4,220,121.00	-	4,220,121.00
34004001	Ebonyi State Road Maintenance Agency (EBROMA)		21,645,929.09	36,900,554.00	-	36,900,554.00
34053001	Ebonyi State Transport Corporation (EBOTRANS)		-	1,000,000.00	-	1,000,000.00
34055001	Community Based Urban Development Program		-	-	-	-

			Actual 2015	Total Budget 2015	Suppl.Budget 2015	Original Budget 2015
	36004001	Ebonyi State Council For Arts and Culture	39,888,087.66	137,448,501.00	-	137,448,501.00
	36052001	Ebonyi State Tourism Board	885,941.97	5,877,152.00	-	5,877,152.00
	36052002	Ebonyi State Hotels Afikpo	8,355,837.82	14,431,752.00	-	14,431,752.00
	36052003	Ebonyi State Hotels Abakaliki	-	2,000,000.00	-	2,000,000.00
	52054001	Ebonyi State Water Corporation		-	-	-
	52054002	EBRUWASA	22,137,652.78	25,662,720.00	-	25,662,720.00
	60010001	Ebonyi State Housing Development Corporation	7,205,563.79	20,524,289.00	-	20,524,289.00
	63001001	Abakaliki Capital Territory Development Board	14,865,710.79	29,562,100.00	-	29,562,100.00
	13051001	Ebonyi State Sports Council	24,230,366.17	69,362,215.00	-	69,362,215.00
	17003001	Ebonyi State Universal Basic Education Board	169,004,992.75	350,000,000.00	-	350,000,000.00
	17008001	Ebonyi State Library Board	30,476,711.59	31,174,712.09	-	23,770,260.00
	17009001	Examination Development Centre	7,444,800.05	33,800,000.00	-	33,800,000.00
	17010001	Agency for Mass Literacy	9,667,315.22	7,633,810.00	-	7,633,810.00
	17019001	Ebonyi State College of Education Ikwo	752,568,833.00	894,000,000.00	-	894,000,000.00
	17021001	Ebonyi State University	2,857,496,933.90	3,000,000,000.00	-	3,000,000,000.00
	17051001	Secondary Education Board	3,589,611,539.11	4,741,598,526.00	-	4,741,598,526.00
	17056001	Ebonyi State Scholarship Board	9,260,165.47	71,800,020.00	-	71,800,020.00
	21026001	School of Health Technology Ngbo	110,335,598.55	152,000,000.00	-	152,000,000.00
	21102001	Ebonyi State Hospitals Management Board	720,211,131.81	771,260,347.00	-	771,260,347.00
	35055001	Ebonyi State Environmental Protection Agency	6,966,805.57	48,327,404.00	-	48,327,404.00
	21001001	Ministry of Health(TBL)	79,200.00	-	-	-
	21001001	Ministry of Health(Roll Back Malaria)	-	-	-	-
	21001001	Ministry of Health(NPI)		-	-	-
	35001001	Ministry of Enviroment(Task Force)		-	-	-
	17001001	Ministry of Education(Mrs Happiness Awoke)		-	-	-
	13001001	Ministry of Youth and Sports(Golf Club)		-	-	-
	34001001	Ministry of Works and Transport(Okada Task Force)		-	-	-
	31001001	Ministry of Power(Ebonyi Fire Service)		-	-	-
	51001002	Local Government Pension Board	-	-	-	-
	Total		9,024,718,685.04	12,218,252,959.09	121,650,540.00	12,089,197,967.00

Note 8: BTL Payments (Salary Advances)					
Eze Jacinta		35,513.96	-	-	-
Eze Emmanuel		44,441.86	-	-	-
Total		79,955.82	-	-	-
Note 9: Fertilizer Subsidy Payment		43,599,963.04			
Note 10: VAT Allocations					
Months					
January		680,868,583.69	7,500,000,000.00	-	7,500,000,000.00
February		595,574,005.23	-	-	-
March		537,681,996.47	-	-	-
April		657,118,752.63	-	-	-
May		685,547,803.42	-	-	-
June		519,387,646.17	-	-	-
July		590,620,022.23	-	-	-
August		681,068,156.11	-	-	-
September		565,032,189.64	-	-	-
October		512,529,405.84	-	-	-
November		549,458,616.62	-	-	-
December		558,439,160.66	-	-	-
Total		7,133,326,338.71	7,500,000,000.00	-	7,500,000,000.00
Note 11: Excess Crude Allocations					
Months					
January		85,726,117.63	-	-	-
February		-	-	-	-
March		-	-	-	-
April		-	-	-	-
May		-	-	-	-
June		-	-	-	-
July		-	-	-	-
August		-	-	-	-
September		-	-	-	-
October		-	-	-	-
November		-	-	-	-
December		-	-	-	-
Total		85,726,117.63	-	-	-

		Actual 2015	Total Budget 2015	Suppl.Budget 2015	Original Budget
Note 12: Administrative Sector					
11001001	Office of the Executive Governor	714,722,951.40	832,100,000.00	-	832,100,000.00
11001002	Office of the Deputy Governor	26,488,933.00	63,500,000.00	-	63,500,000.00
11004001	Department of Border Security and Conflict Resolution	-	10,370,000.00	-	10,370,000.00
11007001	Department of Grants and Donor Agency	11,773,155.98	1,001,000,000.00	-	1,001,000,000.00
11008001	Ebonyi State Emergency Management Agency	-	30,650,000.00	-	30,650,000.00
11001001	Ebonyi State Council on Public Procurements	-	15,000,000.00	-	15,000,000.00
11013001	Office of the Secretary to the State Government	399,348,000.00	114,830,000.00	-	114,830,000.00
11014001	Department of Political Affairs	-	-	-	-
11015001	Department of Executive Council Matters(EXCO)	-	-	-	-
11016001	Department of Economic Affairs	-	-	-	-
11017001	Department of General Services	-	-	-	-
11020001	Department of Economic Empowerment and Poverty Alleviation	-	31,000,000.00	-	31,000,000.00
11020002	Ebonyi State Community and Social Development Agency	-	350,000,000.00	-	350,000,000.00
11021001	Liason office Lagos	-	32,500,000.00	-	32,500,000.00
11021002	Liason office Abuja	-	38,000,000.00	-	38,000,000.00
11021003	Women Development Centre	-	3,000,000.00	-	3,000,000.00
11021004	Liason office Enugu/Anambara	-	30,000,000.00	-	30,000,000.00
11021005	Liason office PH/Aba	-	30,000,000.00	-	30,000,000.00
11037001	Musilim Pigrimage Board	-	-	-	-
11185001	Project Support Unit	-	11,150,000.00	-	11,150,000.00
11187007	Department of Inter-party Dialogue	-	-	-	-
11188001	Directorate of attitudinal Change	-	217,550,000.00	-	217,550,000.00
11190001	Department of Labour Relations	-	-	-	-
11189001	Department of Design, Evaluation and Project Mornitoring	-	150,000,000.00	-	150,000,000.00
12003001	Ebonyi State House of Assembly	12,000,000.00	2,338,600,000.00	-	2,338,600,000.00
12004001	Ebonyi State House of Assembly Service Commission	-	-	-	-
23001001	Department of Religion and Chieftaincy	-	-	-	-
23001001	Ministry of Information and State Orientation	15,269,000.00	54,200,000.00	-	54,200,000.00
23002001	Department of Information and Communication Technology	-	-	-	-
23003001	Ebonyi Broadcasting Cooperation(EBBC)	-	316,100,000.00	-	316,100,000.00

			Actual 2015	Total Budget 2015	Suppl.Budget 2015	Original Budget 2015
23013001	Government Printing Press		-	300,000,000.00	-	300,000,000.00
23055001	Ebonyi State Newspaper and Publishing Corporation		-	168,000,000.00	-	168,000,000.00
25001001	Office of the Head of Service		-	196,200,000.00	-	196,200,000.00
25006001	Admin. and General Service Department		-	-	-	-
25034001	Public Service and Manpower Development		-	-	-	-
25045001	Establishment, Pension and Management Service		-	-	-	-
40001001	Office of Auditor-General (State)		-	4,000,000.00	-	4,000,000.00
40001002	Office of the Auditor-General (Local Government)		-	-	-	-
47001001	State Civil Service Commission		-	22,800,000.00	-	22,800,000.00
47001002	Local Government Civil Service Commission		-	-	-	-
48001001	Ebonyi State Independence Electoral Commission		-	-	-	-
Total			1,179,602,040.38	6,360,550,000.00	-	6,360,550,000.00
Note 13: Economic Sector						
15001001	Ministry of Agriculture and Natural Resources		163,768,614.49	4,131,000,000.00	3,000,000,000.00	1,131,000,000.00
15102001	Ebonyi Agricultural Development Program (EBADEP)		-	126,200,000.00	-	126,200,000.00
15102002	Ebonyi State FADAMA Coordinating Program		-	36,000,000.00	-	36,000,000.00
15101002	Ebonyi State Agricultural Development Corporation (EBADC)		128,076,153.02	575,000,000.00	-	575,000,000.00
15111002	Ebonyi State Fertilizer and Chemical Company Limited		-	5,000,000.00	-	5,000,000.00
15112001	Supervised Agric. Credit Loans Board		-	-	-	-
15115001	Government Poultry Farm Complex, Nkaliki		-	-	-	-
20001001	Ministry of Finance and Economic Development		60,210,564.25	235,500,000.00	-	235,500,000.00
20003001	Budget office		-	8,300,000.00	-	8,300,000.00
20007001	Office of the Accountant-General		-	10,315,900,000.00	5,000,000,000.00	5,315,900,000.00
20008001	Board of Internal Revenue		-	32,000,000.00	-	32,000,000.00
20012001	Ebonyi Investment and Property Development Company		-	-	-	-
20013001	Fiscal Responsibility Commission		-	-	-	-
22001001	Ministry of Commerce and Industry		102,000,000.00	3,061,000,000.00	2,000,000,000.00	1,061,000,000.00
22053001	Ebonyi State Marketing Company		-	-	-	-
22054001	Ebonyi State Industrial Estate Management Board		-	-	-	-
22056001	Ebonyi Building Materials Industry Limited		-	-	-	-
31001001	Ministry of Power		2,266,678,868.81	2,020,000,000.00	500,000,000.00	1,520,000,000.00
31003001	State Electricity Board		-	150,000,000.00	-	150,000,000.00

			Actual 2015	Total Budget 2015	Suppl.Budget 2015	Original Budget 2015
33001001	Ministry of Solid Ministry		5,230,900.00	250,000,000.00	-	250,000,000.00
33054001	Ebonyi State Salt and Mineral Industry		-	158,000,000.00	-	158,000,000.00
34001001	Ministry of Works and Transport		5,722,862,392.60	10,000,000,000.00	2,000,000,000.00	8,000,000,000.00
34004001	Ebonyi State Road Maintenance Agency (EBROMA)		-	100,000,000.00	-	100,000,000.00
34053001	Ebonyi State Transport Corporation (EBOTRANS)		-	150,000,000.00	-	150,000,000.00
34055001	Community Based Urban Development Program		-	-	-	-
36001001	Ministry of Culture and Tourism		6,867,771.75	962,000,000.00	-	962,000,000.00
36004001	Ebonyi State Council For Arts and Culture		-	-	-	-
36052001	Ebonyi State Tourism Board		-	-	-	-
36052002	Ebonyi State Hotels Afikpo		-	-	-	-
36052003	Ebonyi State Hotels Abakaliki		-	-	-	-
38001001	State Planning Commission		-	2,002,350,000.00	-	2,002,350,000.00
38004001	State Bureau of Statistics		-	-	-	-
52001001	Ministry of Water Resources		121,216,695.60	3,271,000,000.00	500,000,000.00	2,771,000,000.00
52054001	Ebonyi State Water Corporation		-	-	-	-
52054002	EBRUWASA		-	95,000,000.00	-	95,000,000.00
60001001	Ministry of Lands, Survey and Housing		281,450,923.04	2,011,000,000.00	-	2,011,000,000.00
60002001	Office of the Surveyor-General		-	45,000,000.00	-	45,000,000.00
60010001	Ebonyi State Housing Development Corporation		-	-	-	-
61001001	Ministry of Public Utilities		-	-	-	-
Total			8,858,362,883.56	39,740,250,000.00	13,000,000,000.00	26,740,250,000.00
Note 14: Law and Justice						
18011001	Judicial Service Commission		10,833,333.36	-	-	-
26001001	Ministry of Justice		20,000,000.00	-	-	-
26051001	High Court		53,352,006.59	-	-	-
26052001	Customary Court of Appeal, Abakaliki		65,468,410.25	-	-	-
Total			149,653,750.20	-	-	-
Note 15: Regional Planning Sector						
63001001	Abakaliki Capital Territory Development Board		-	250,000,000.00	-	250,000,000.00
Total			-	250,000,000.00	-	250,000,000.00

		Actual 2015	Total Budget 2015	Suppl.Budget 2015	Original Budget 2015
Note 16: Social Sector					
13001001	Ministry of Youth and Sports	5,000,000.00	520,000,000.00	-	520,000,000.00
13051001	Ebonyi State Sports Council	-	-	-	-
14001001	Ministry of Women Affairs and Social Development	-	118,000,000.00	-	118,000,000.00
17001001	Ministry of Education	50,019,612.87	-	-	-
17003001	Ebonyi State Universal Basic Education Board	-	5,000,000,000.00	1,000,000,000.00	4,000,000,000.00
17008001	Ebonyi State Library Board	-	-	-	-
17009001	Examination Development Centre	-	-	-	-
17010001	Agency for Mass Literacy	-	-	-	-
17019001	Ebonyi State College of Education Ikwo	-	-	-	-
17021001	Ebonyi State University	96,483,244.95	-	-	-
17051001	Secondary Education Board	-	145,200,000.00	-	145,200,000.00
17056001	Ebonyi State Scholarship Board	-	-	-	-
21001001	Ministry of Health	16,010,000.00	3,092,000,000.00	2,000,000,000.00	1,092,000,000.00
21026001	School of Health Technology Ngbo	-	150,000,000.00	-	150,000,000.00
21102001	Ebonyi State Hospitals Management Board	-	200,000,000.00	-	200,000,000.00
35001001	Ministry of Environment	462,854,537.03	707,200,000.00	-	707,200,000.00
35055001	Ebonyi State Environmental Protection Agency	11,535,250.00	160,000,000.00	-	160,000,000.00
51001001	Ministry of L.G, Chieftaincy Matters and Rural Development	218,648,736.33	369,000,000.00	-	369,000,000.00
51001002	Local Government Pension Board	-	-	-	-
	Total	860,551,381.18	10,461,400,000.00	3,000,000,000.00	7,461,400,000.00
Note 17: Proceeds From Internal Loan					
	Bail out Loan(State)	644,190,000.00	-	-	-
Note 18: Repayment of External Loans					
Foreign Loan					
January		17,093,307.72	1,000,000,000.00	-	1,000,000,000.00
February		17,093,307.72	-	-	-
March		26,681,495.92	-	-	-
April		26,681,495.92	-	-	-
May		26,681,495.92	-	-	-
June		26,681,495.92	-	-	-
July		26,681,495.92	-	-	-
August		19,664,731.60	-	-	-
September		19,664,731.60	-	-	-

		Actual 2015	Total Budget 2015	Suppl.Budget 2015	Original Budget 2015
October		19,664,731.60	-	-	-
November		19,664,731.60	-	-	-
December		-	-	-	-
Total		246,253,021.44	1,000,000,000.00	-	1,000,000,000.00
Note 19: Repayment of Internal Loans					
Bond		3,967,292,693.00	-	-	-
2nd Bond		767,940,000.00	-	-	-
UBA N2.8b loan ISPO		696,116,416.52	-	-	-
FBN N3b loan ISPO		1,436,000,000.00	-	-	-
Salary Bail Out		23,176,940.80	-	-	-
CACs Loan		127,198,930.62	-	-	-
Excess Crude Loan		179,945,191.18	-	-	-
Total		7,197,670,172.12	6,016,000,000.00	-	6,016,000,000.00
Note 20: Treasuries and Banks					
S/N	ESTABLISHMENT	BANK NAME	BANK AMOUNT N	CASH N	
1	MINISTRY OF POWER AND ENERGY	UBA	59,982,856.85	1,812,500.00	61,795,356.85
		ZENITH BANK	59,285,878.49	-	59,285,878.49
2	EBONYI HOTELS AFIKPO	FIRST BANK	37,572.83	421,041.81	458,614.64
3	HIGH COURT	FIRST BANK	6,720.76	-	6,720.76
		FIRST BANK	6,322.47	-	6,322.47
		FIRST BANK	1,115.52	-	1,115.52
		FIRST BANK	1,036.13	-	1,036.13
4	COMMUNITY BASED URBAN DEVELOPEMENT	DIAMOND BANK	10,589.81	-	10,589.81
		DIAMOND BANK	18,684.77	-	18,684.77
5	HSDP II	-	-	-	-
6	LIBRARY BOARD	ACCESS BANK	50,542.74	-	50,542.74
		DIAMOND BANK	10,794.55	3,136.11	13,930.66
		-	34.04	-	34.04
7	CULTURE & TOURISM	FCMB	-	-	-
8	ARTS & CULTURE	UBA	4,305.39	4,410.39	-
9	SURVEYOR GENERAL'S OFFICE	ECO BANK	4,544.28	-	-
		ZENITH BANK	-	-	-
10	MINISTRY OF WATER RESOURCES	UBA Plc	1,366,678.29	-	-
		ZENITH BANK	27,394.54	-	-
12	EBOTRANS	FIRST BANK	5,071.61	-	-
		FBN	4,439,298.46	-	-
		KEYSTONE BANK	393,237.55	-	-

		KEYSTONE BANK	315,112.84	-	
		FCMB	34,343.20	-	
13	MINISTRY OF YOUTH AND SPORTS	UBA	12,388.24	2,850.00	
		ECO BANK	-	-	
14	EBONYI STATE JUDICIAL SERVICE COMMISSION	DIAMOND BANK	3,660.09	-	
		FCMB	56,955.16	-	
15	MINISTRY OF LANDS, SURVEY & HOUSING	ZENITH BANK	1,478.82	-	
		UBA Plc	8,998,396.92	-	
16	EBONYI STATE TOURISM BOARD	FIRST BANK	134,182.08	-	
17	SCHOLARSHIP BOARD	DIAMOND BANK	16,496.22	-	
		UBA	11,154,916.96	-	
		ACCESS BANK	23,056.73	-	
		ZENITH BANK	40,933.90	-	
18	SSG'S OFFICE	ZENITH BANK	35,604,708.82	-	
		UBA PLC	2,096,045.29	-	
19	DEPARTMENT OF ECO. EMPOWERMENT & POWER	UBA	- 685.61	-	
		ECO BANK	14,143.73	-	
		ECO BANK	353,563.68	-	
20	OFFICE OF THE GOVERNOR, GOVT. HOUSE	UBA PLC	2,115,650.57	-	
		ZENITH BANK	4,289,912.73	-	
		FIRST BANK	698,670.32	-	
26	ACTDB	DIAMOND BANK	3,924.22	15,530.00	
		ZENITH BANK	1,049,123.78	-	
27	MLGCM & RD	UBA	57,171.45	-	
28	MINISTRY OF JUSTICE	UBA	5,176.04	-	
	MINISTRY OF JUSTICE	ECO BANK	9,983.15	-	
29	AGENCY FOR MASS LIT.	ZENITH BANK	14,017.18	-	
30	MINISTRY OF HEALTH	ZENITH BANK	- 19,373.60	-	
		GT BANK	1,033.28	-	
		STANBIC IBTC	10,962.50	-	
31	MINISTRY OF WOMEN AFFAIRS	UBA	1,535.88	-	
32	HOSPITAL MANAGEMENT BOARD	FCMB	601,125.32	-	
		FIRST BANK	4,783,872.99	-	
		FIRST BANK	9,269.41	-	
33	EBSEPA	KEYSTONE BANK	22,379.43	-	
34	CIVIL SERVICE COMMISSION	ZENITH BANK	28,003.59	-	
35	EBONYI FERTILIZER & CO LTD.	ECO BANK	252,733.54	-	

		DIAMOND BANK	48,477.52	-	
36	EBADEP	ECO BANK	28,085.47	-	
		ENTERPRISE BANK	-	-	
38	MIN. OF AGRICULTURE & NATURAL RESOURCES	ZENITH BANK	641.49	-	
		ZENITH BANK	3,306,524.46	-	
		UBA PLC	21,189.48	-	
		UBA PLC	1,308,504.18	-	
		ECO BANK	2,485,535.65	-	
39	GOVERNMENT POULTRY FARM COMPLEX	GT BANK	9,211,500.00	228,315.00	
40	MINISTRY OF WORKS & TRANSPORT	ZENITH BANK	107,940.04	-	
		UBA	290,052,165.30	-	
		FCMB	47,326,783.87	-	
41	EBROMA	UBA	6,513.66	-	
		UBA	35,608,076.23	-	
42	HOUSING DEVELOPMENT CORPERATION	ECO BANK	1,690.22	-	
		FCMB	977.49	-	
		UBA	66.18	-	
43	OFFICE OF THE HEAD OF SERVICE	DIAMOND BANK	1,001,726.98	-	
		HERITAGE	12,915.57	-	
		ZENITH BANK	499,581.27	-	
44	PSU-MDG/CGS	FCMB	108,391.05	-	
		ZENITH BANK	6,970.43	-	
45	MINISTRY OF ENVIRONMENT EBS	DIAMOND BANK	10,164,696.28	43,800.00	
46	LGCSO EBONYI STATE	UBA	10,545,131.02	-	
		UNION BANK	80,868.61	-	
47	SCHOOL OF HEALTH EZZAMGBO	ECO BANK	971,630.25	-	
		DIAMOND BANK	5,864,643.37	-	
48	COLLEGE OF EDUCATION IKWO	ACCESS BANK	1,276,155.19	-	
		FCMB	83,656.64	-	
		FCMB	1,287,880.19	-	
		FCMB	450,865.67	-	
		FCMB	7,925,561.25	-	
		FIDELITY BANK	6,080,627.30	-	
49	EBONYI STATE UNIVERSITY, AI	UBA	187,324,065.73	-	
50	EBONYI STATE COMM. & SOCIAL DEV. AGENCY	ECO BANK	25,000,817.86	-	
		DIAMOND BANK	8,661.69	-	
51	EBONYI STATE MARKETING BOARD	UNION BANK	-	-	

52	MINISTRY OF COMMERCE & INDUSTRY	ZENITH BANK	125,662.48	-	
		ZENITH BANK	31,057,867.71	-	
53	EBONYI HOTELS LTD.	FIRST BANK	116,863.41	-	
54	EBONYI STATE PLANNING COMMISSION	UBA	1,207.62	-	
55	EBONYI STATE IND. ELECTORAL COMMISSION	UBA	8,250.05	-	
		ZENITH BANK	6,741.28	-	
56	SALT & MINERAL INDUSTRY LTD.	ECO BANK	444,775.82	-	
57	WOMEN DEVELOPEMENT CENTRE	UBA	423,448.44	-	
		ECO BANK	-	-	
58	EBS HOUSE ASSEMBLY	ZENITH BANK	235,707.70	5,000.00	
61	DEPUTY GOVERNORS OFFICE	UBA	1,516,707.75	700,100.00	
		UBA	-	-	
62	GOVERNMENT PRINTING PRESS	ZENITH BANK	1,332.33	-	
63	EBONYI STATE RURAL(EBSRUWASSA)	FIRST BANK	6,765.75	-	
		ZENITH BANK	6,332.77	-	
64	EBSEMA	ZENITH BANK	330,520.71	-	
65	MOFI	DIAMOND BANK	12,986,538.01	-	
		UNION BANK	10,658,488.75	-	
		HERITAGE BANK	302,680,116.45	-	
66	FISCAL RESPONSIBILITY	FCMB	2,376.43	-	
67	MINISTRY OF FINANCE & ECO.,DEV.	UBA	1,249,663.44	-	
68	SPORTS COUNCIL	ZENITH BANK	373.89	-	
69	EBONYI INVESTMENT & PROPERTY COPY	ECO BANK	11,744.24	-	
		FIRST BANK	1,953,982.12	-	
70	MINISTRY OF EDUCATION	ECO BANK	3,254.33	-	
		ZENITH BANK	3,127.13	-	
71	SUBEB	ECO BANK	1,231,691.39	-	
		UBA	50,847.00	-	
72	SECONDARY EDUCATION BOARD	DIAMOND BANK	9,646.94	-	
		ZENITH BANK	1,707.52	-	
		ACCESS BANK	864,621.75	-	
		KEYSTONE BANK	38,359.15	4,200.00	
73	EBOSACA	DIAMOND BANK	2,760,959.34	-	
74	EXAM DEVELOPMENT CENTRE	HERITAGE BANK	1,064,021.17	5,865.00	
		GT BANK	6,693,430.34	-	
		ECO BANK	603,798.28	-	
		ECO BANK	2,656,116.53	-	

		ECO BANK	1,753.95	-	
		ECO BANK	105,739.47	-	
75	NEWMAP	FIRST BANK	196,210,458.01	-	
76	MINISTRY OF INFORMATION	ECO BANK	16,483,615.60	-	
77	EBBC	ZENITH BANK	1,484,761.46	-	
		UBA	160,421.22	-	
78	NEWSPAPERS & PUBLISHING CORP	UBA	447,952.36	-	
79	FADAMA III	FIRST BANK	4,757,296.85	-	
81	CUSTOMARY COURT	ZENITH BANK	16,883.95	-	
		FIRST BANK	25,564.64	-	
83	EBONYI STATE AUDIT	UBA PLC	1,991.03	-	
84	EBONYI STATE BOARD OF INTERNAL REVENUE	FIDELITY BANK	3,120.53	-	
85	LOCAL GOVERNMENT AUDIT	-	106,445.54	-	
86	OFFICE OF THE ACCOUNTANT GENERAL	Eco Bank	10,051,389.49	-	
		FBN	9,750.12	-	
		Sky Bank	5,596,356.32	-	
		UBA Plc	83,008,072.08	-	
		UBA Plc	152,044,081.62	-	
		UBA Plc	43,542,439.66	-	
		Union Bank	6,906,670.96	-	
		Union Bank	5,508,000.00	-	
		Zenith Bank	191,078,071.20	-	
		Zenith Bank	5,775,701.84	-	
		Diamond Bank	4,343,051.56	-	
		ZENITH BANK	578,758,630.79	-	
		UBA Plc	101,396,168.83	-	
		FCMB Plc	444,697,989.45	-	
		Union Bank	11,430,512.34	-	
		FBN	851,924,835.46	-	
		FBN	17,556,856.68	-	
		FBN	27,692,417.19	-	
		Zenith Bank	521,604,828.59	-	
		Zenith Bank	163,153,472.53	-	
		Zenith Bank	578,758,530.79	-	
		UBA Plc	87,667,002.14	-	
		UBA Plc	572,382,482.24	-	
		UBA Plc	670,665,496.00	-	

		UBA PLC	58,945,959.06	-	
		UBA Plc	43,926,963.37	-	
		FBN Plc	83,008,072.03	-	
87	SUB-TREASURY OHAOZARA	UBN	90,082.56	-	
88	SUB-TREASURY OWUTU EDDA	ZENITH BANK	25,535.03	20,000.00	
89	SUB-TREASURY ONICHA	UBN	2,044.24	-	
90	SUB-TREASURY ISHIELU	FBN	- 301.91	105.00	
91	SUB-TREASURY AFIKPO	ZENITH BANK	524,010.97	-	
92	SUB-TREASURY ABAKALIKI	FIRST BANK	227,298,442.47	-	
		FIDELITY BANK	3,203,436.09	-	
		ZENITH BANK	42,944,829.50	-	
		DIAMOND BANK	1,763,304.50	-	
		UBA	43,926,963.37	-	
		UBA	95,692,981.91	-	
		UBA	998,979.40	-	
		ECO BANK	369,291.75	-	
		KEYSTONE BANK	688,907.47	-	
		ACCESS BANK	438,442.81	-	
		FCMB Plc	162,550,586.95	-	
		GTB Plc	1,182,088.17	-	
		UNION BANK	88,157.91	-	
		HERITAGE BANK	2,964,149.52	-	
		UBA	87,667,002.14	48,000.00	
93	ISHIAGU SUB-TREASURY	FIRST BANK	3,890.76	-	
94	SUB-TREASURY ONUEKE	UBA	278.68	-	
95	SUB-TREASURY OBIOZARA	UNION BANK	500.83	-	
96	SUB-TREASURY IKWO	ECO BANK	5,182.62	-	
97	LIASON OFFICE ABUJA	ACCESS BANK	449,387.81	-	
98	LIASON OFFICE LAGOS	ACCESS BANK	75,878.28	-	
	TOTAL:	-	7,440,657,974.32	3,314,853.31	
Note 21: Fixed Deposits					
Fidelity Bank	EBSG A/C NO 5030039506	10,000,000,000.00	-	-	
Zenith Bank	EBSG A/C NO 1014374617	1,500,000,000.00	-	-	
FBN	EBSG A/C NO 2030927122	1,000,000,000.00	-	-	
UBA	EBSG A/C NO 1019050442	800,000,000.00	-	-	
UBA	EBSG A/C NO 1014900274	5,000,000,000.00	-	-	
Total		18,300,000,000.00	-	-	

Note 22: Investments						
S/N	COMPANY	SHARES HELD	NOMINAL VALUE	CLOSING PRICE	TOTAL VALUE	
1	FIRST BANK	9,902,275	50K	N5.13	N50,798,670.75	
2	FIDELITY BANK	5,740,756	50K	N1.50	N8,611,134.00	
3	STERLING BANK	2,786,243	50K	N1.83	N5,098,824.69	
4	UNION BANK	52,146	50K	N6.90	N359,800.50	
5	FCMB	8	50K	N1.69	N13.52	
6	DIAMOND BANK	3,300,000	50K	N2.30	N7,590,000.00	
7	ZENITH BANK	2,276,783	50K	N14.05	N31,988,801.15	
8	ACCESS BANK	385,873	50K	N4.85	N1,871,484.05	
9	UAC	2,437,466	50K	N20.75	N50,577,419.50	
10	UNILEVER	907,832	50K	N43.25	N39,263,734.00	
11	ROYAL EXCHANGE ASSURANCE	4,470,669	50K	N0.50	N2,235,334.50	
12	EMMENITE	2,000,378	50K	N2.00	N4,000,756.00	
13	PZ	841,634	50K	N25.70	N21,629,993.80	
14	ASHAKA CEMENT	1,172,974	50K	N25.00	N29,324,350.00	
15	CAPL	2,426	50K	N37.60	N91,217.60	
16	MRS	117,012	50K	N49.66	N5,810,815.92	
17	NESTLE	525	50K	N860.00	N451,500.00	
18	GUINNESS	185,000	50K	N120.40	N22,274,000.00	
19	OANDO	3,504	50K	N5.90	N20,673.60	
20	CADBURY	1,010	50K	N17.15	N17,321.50	
21	NBL	361,380	50K	N136.00	N49,147,680.00	
22	FORTE	1,852	50K	N330.00	N611,160.00	
23	WESTMINSTER DREDGING	204,288	50K	N2.00	N408,576.00	
24	NEIMETH INT PHARM	12,500,000	50K	0.89K	N11,125,000.00	
25	GSK	2,121	50K	N34.20	N72,538.00	
26	MOBIL	714	50K	N160.00	N114,240.00	
27	ANAMMCO	1,101,240	50K	N14.00	N15,417,360.00	
28	ALEX	3,288,707	50K	N9.87	N32,459,539.09	
29	EBSU MICROFINANCE	10,000,000	50K	N.50K	N5,000,000.00	
	Total				N396,371,938.17	

Note 23: Advances			
	Car Loans		
S/N	NAME	BALANCE	
		N	
1	HON.ALEKE MABEL	641,666.67	
2	HON.ELOY ELOY OGBONNA	641,666.67	
3	HON.ENYI C. ENYI	641,666.67	
4	HON.IGWE LILIAN IFEYINWA	641,666.67	
5	HON.IKORO OGBONNA K.	241,666.67	
6	HON.NWACHUKWU OLIVER C.	641,666.67	
7	HON.NWALI SAMUEL N.	641,666.67	
8	HON.NWANKWO M.IKE	641,666.67	
9	HON.NWAZUNKU CHUKWUMA	641,666.67	
10	HON.NWENE NNENNA C.	641,666.67	
11	HON.NWIBO VINCENT M.	641,666.67	
12	HON.NWIFURU FRANCIS	241,666.67	
13	HON.NWOBASHI JOSEPH	241,666.67	
14	HON.NWOBASHI HELEN N.	641,666.67	
15	HON.NWOKPOR JULIUS	241,666.67	
16	HON.OBASI JERRY	641,666.67	
17	HON.ODEFA OBASI O.	241,666.67	
18	HON.OGBU ANTHONY I.	641,666.67	
19	HON.OGIJI CHIKE I.	241,666.67	
20	HON.OKIKE UZO VALENTINE	241,666.67	
21	HON.USULOR CHRISTIAN	241,666.67	
22	HON.OJI BLAISE EZE	1,500,000.00	
23	HON.ONWE FRANK	1,100,000.00	
24	HON.ENI UDUMA CHIMA	1,500,000.00	
25	MRS.NWOKPORO ROSELINE N.	361,666.67	
26	NWOKPORO ROSELINE	4,490,000.00	
27	OJI AMA EMEA	463,820.00	
28	EZE OLIVER N.	463,820.00	
29	BARRY OKO J.	463,820.00	
30	EMMANUEL OZIBO	463,820.00	
31	LADY VIRGY OKETA	463,820.00	
32	MICHAEL OKECHI	463,820.00	
33	CHRIS UHAJI	463,820.00	

34	NWANKWO F. N.	463,820.00		
35	BARR.SAM. IBOKO	463,820.00		
36	ANN AGOM EZE	463,820.00		
37	MBAM G. M.	161,081.00		
	Sub Total	24,025,947.74		
	Salary Advances			
1	EZE JACINTA	35,513.96		
2	EZE EMMANUEL	44,441.86		
	Sub Total	79,955.82		
	Grand Total	24,105,903.56		
Note24	External Loans	USD Equivalent	Naira Equivalent	
	Ebonyi State -HIV/AIDS Programme-IDA	3,266,750.85	643,549,917.45	
	Ebonyi State- Health System Development -IDA	2,974,980.06	586,071,071.82	
	Ebonyi State-Community Based Urban Dev. Project -IDA	16,226,339.76	3,196,588,932.72	
	Ebonyi State -Universal Basic Education-IDA	3,428,105.27	675,336,738.19	
	Ebonyi State -Community Based Poverty Reduction-IDA	3,878,997.23	764,162,454.31	
	Ebonyi State - Community and Social Dev. Project	4,507,098.72	887,898,447.84	
	Ebonyi State Third National Fadama Dev. Project	5,695,191.22	1,121,952,670.34	
	Ebonyi State Health System Dev. Project(Addtn Financing)	1,505,364.40	296,556,786.80	
	Ebonyi State-Second HIV/AIDS Program Dev. Project	1,748,937.93	344,540,772.21	
	Ebonyi State-Nigeria Erosion and Watershed Mgt Proj.	3,934,834.62	775,162,420.14	
		47,166,600.06	9,291,820,211.82	

Note 25: Internal Loans				
	Loan Name	Principal	Principal/Interest Repaid	Balance
	Salary Bail Out	644,190,000.00	23,176,940.80	621,013,059.20
	Excess Crude Support Facility	10,000,000,000.00	125,000,000.00	9,875,000,000.00
	Agric Loan CACs	2,000,000,000.00	111,111,111.12	1,888,888,888.88
	Total	12,644,190,000.00	259,288,051.92	12,384,901,948.08
Note 26: Statutory Allocations From Federation Accounts				
Months	Statutory Allocation(Gross)			
January	2,637,871,216.57			
February	2,325,671,355.47			
March	2,232,975,245.95			
April	1,752,916,652.45			
May	1,580,982,560.69			
June	1,816,577,508.86			
July	2,619,791,176.00			
August	2,418,551,659.31			
September	2,017,819,142.88			
October	1,811,039,776.87			
November	2,297,483,577.60			
December	1,669,340,633.11			
	25,181,020,505.76			

			Actual 2015	Total Budget 2015	Suppl.Budget 2015	Original Budget 2015
Note 28: Direct Taxes						
	20007001	Office of The Accountant - General	110,852,368.73	353,200,000.00	-	353,200,000.00
	20008001	Board of Internal Revenue	2,119,736,924.00	4,614,950,000.00	-	4,614,950,000.00
	Total		2,230,589,292.73	4,968,150,000.00	-	4,968,150,000.00
Note 29: Licences						
	15001001	Ministry of Agriculture and Natural Resources	119,800.00	16,350,000.00	-	16,350,000.00
	20008001	Board of Internal Revenue	242,764,193.07	1,575,000,000.00	-	1,575,000,000.00
	34001001	Ministry of Works and Transport	527,040.00	44,000,000.00	-	44,000,000.00
	Total		243,411,033.07	1,635,350,000.00	-	1,635,350,000.00
Note 30: Fees						
	11017001	Cabinet Office	651,800.00	505,000.00	-	505,000.00
	11021001	Liaison Office Lagos	96,000.00	200,000.00	-	200,000.00
	15001001	Ministry of Agriculture and Natural Resources	17,459,480.54	38,550,000.00	-	38,550,000.00
	2001001	Ministry of Finance and Economic Development	91,899,556.67	-	-	-
	20008001	Office of The Accountant - General	17,934,642.16	100,000,000.00	-	100,000,000.00
	22001001	Ministry of Commerce and Industry	57,031,120.61	90,910,000.00	-	90,910,000.00
	34001001	Ministry of Works and Transport	11,503,529.74	34,700,000.00	-	34,700,000.00
	60002001	Office of The Surveyor-General	7,788,822.21	29,600,000.00	-	29,600,000.00
	52001001	Ministry of Water Resources	1,065,706.00	100,000.00	-	100,000.00
	60001001	Ministry of Lands and Survey	194,830,875.39	56,610,000.00	-	56,610,000.00
	61008001	Ebonyi State Fire Service	790,940.00	6,500,000.00	-	6,500,000.00
	63001001	Abakaliki Capital Territory Development Board	9,978,146.00	33,800,000.00	-	33,800,000.00
	26001001	Ministry of Justice	201,000.00	2,650,000.00	-	2,650,000.00
	26051001	Judiciary High Court	9,536,376.00	-	-	-
	26052001	Customary Court of Appeal	1,578,620.00	-	-	-
	26054001	Magistrate Court	130,060.00	-	-	-
	17001001	Ministry of Education	4,208,900.00	13,100,000.00	-	13,100,000.00

	13001001	Ministry of Youths and Sports	68,000.00	100,000.00	-	100,000.00
	14001001	Ministry of Women Affairs and Social Development	494,800.00	2,180,000.00	-	2,180,000.00
	35001001	Ministry of Enviroment	15,301,870.00	4,100,000.00	-	4,100,000.00
	35016001	Ebonyi State Enviromental Protection Agency	54,600,796.33	73,040,000.00	-	73,040,000.00
	21001001	Ministry of Health	973,607.65	8,500,000.00	-	8,500,000.00
	21026001	School of Health Technology- Ngbo	9,863,237.04	15,000,000.00	-	15,000,000.00
	21102001	Ebonyi State Hospital Management Board	4,070,725.56	13,400,000.00	-	13,400,000.00
	51001001	Ministry of Local Government and Chieftaincy Affairs	116,000.00	200,000.00	-	200,000.00
	Total		512,174,611.90	523,745,000.00	-	523,745,000.00
	Note 31: Fines					
	34001001	Ministry of Works and Transport	470,557.04	21,000,000.00	-	21,000,000.00
	63001001	Abakaliki Capital Territory Development Board	55,000.00	3,800,000.00	-	3,800,000.00
	26051001	Judiciary High Court	997,375.00	-	-	-
	Total		1,522,932.04	24,800,000.00	-	24,800,000.00
	Note 32: Sales					
	11017001	Cabinet Office	19,779,800.00	505,000.00	-	505,000.00
	36052003	Ebonyi State Hotels Abakaliki	108,080.00	4,000,000.00	-	4,000,000.00
	Total		19,887,880.00	4,505,000.00	-	4,505,000.00
	Note 33: Earnings					
	25001001	Office of the Head of Service	862,400.00	2,500,000.00	-	2,500,000.00
	34001001	Ministry of Works and Transport	952,103.97	6,000,000.00	-	6,000,000.00
	36052001	Ebonyi State Council For Arts and Culture	104,250.00	-	-	-
	60010001	Ebonyi State Housing Development Corporation	3,125.00	1,000,000.00	-	1,000,000.00
	13051001	Ebonyi State Sports Council	56,000.00	630,000.00	-	630,000.00
	Total		1,977,878.97	10,130,000.00	-	10,130,000.00

	Note 34: Rent on Government Buildings					
	22001001	Ministry of Commerce and Industry	9,531,000.00	750,000,000.00	-	750,000,000.00
	36052001	Tourism Board	3,821,056.00	700,000.00	-	700,000.00
	13051001	Ebonyi State Sports Council	801,065.00	400,000.00	-	400,000.00
	Total		14,153,121.00	751,100,000.00	-	751,100,000.00
	Note 35: Investment Income					
	20001001	Ministry of Finance and Economic Development				
			575,126,819.12	9,000,000.00	-	9,000,000.00
	Total		575,126,819.12	9,000,000.00	-	9,000,000.00
	Note 36: BTL Receipts					
		WHT Tax Due to FIRS	25,638,241.79	-	-	-
	Total		25,638,241.79			
	Note 37: Personnel Cost					

			Actual 2015	Total Budget 2015	Suppl.Budget 2015	Original Budget 2015	
11001001	Office of the Executive Governor		285,966,043.26	323,621,501.00	-	323,621,501.00	
11001002	Office of the Deputy Governor		72,199,918.05	66,685,700.69	20,188,394.69	46,497,306.00	
11004001	Department of Border Security and Conflict Resolution		13,540,938.73	13,750,947.73	9,678,230.73	4,072,717.00	
11007001	Department of Grants and Donor Agency		3,747,344.01	7,273,478.00	-	7,273,478.00	
11013001	Office of the Secretary to the State Government		26,694,699.03	26,723,202.03	281,715.03	26,441,487.00	
11014001	Department of Political Affairs		4,358,711.00	4,384,542.36	3,768,339.36	616,203.00	
11015001	Department of Executive Council Matters(EXCO)		11,481,714.96	12,080,267.00	-	12,080,267.00	
11016001	Department of Economic Affairs		11,854,906.11	12,024,729.70	2,443,322.70	9,581,407.00	
11017001	Department of General Services		44,811,756.85	62,343,027.00	-	62,343,027.00	
11020001	Department of Economic Empowerment and Poverty Alleviation		-	1,583,303.00	-	1,583,303.00	
11021001	Liason office Lagos		13,485,816.76	18,016,131.00	-	18,016,131.00	
11021002	Liason office Abuja		16,354,613.76	19,597,493.00	-	19,597,493.00	
11021004	Liason office Enugu/Anambara		-	-	-	-	
11021005	Liason office PH/Aba		-	-	-	-	
11185001	Project Support Unit		-	-	-	-	
11187007	Department of Inter-party Dialogue		6,102,623.23	15,697,872.00	-	15,697,872.00	
11188001	Directorate of attitudinal Change		4,608,491.83	11,284,176.00	-	11,284,176.00	
11190001	Department of Labour Relations		-	-	-	-	
11189001	Department of Design, Evaluation and Project Mornitoring		-	-	-	-	
12003001	Ebonyi State House of Assembly		419,335,580.57	419,593,580.93	88,491,558.93	331,102,022.00	
12004001	Ebonyi State House of Assembly Service Commission		-	-	-	-	
23001001	Department of Religion and Chieftaincy		-	-	-	-	
23001001	Ministry of Information and State Orientation		38,877,524.16	51,859,011.00	-	51,859,011.00	
23002001	Department of Information and Communication Technology		-	-	-	-	
25001001	Office of the Head of Service		14,095,585.79	14,465,385.99	3,692,580.99	10,772,805.00	
25006001	Admin. and General Service Department		9,300,361.44	11,397,408.00	-	11,397,408.00	
25034001	Public Service and Manpower Development		67,319,327.58	67,419,363.72	59,586,923.72	7,832,440.00	
25045001	Establishment, Pension and Management Service		14,724,132.17	20,408,956.00	-	20,408,956.00	
40001001	Office of Auditor-General(State)		116,922,604.41	158,385,142.00	-	158,385,142.00	

			Actual 2015	Total Budget 2015	Suppl.Budget 2015	Original Budget 2015
40001002	Office of the Auditor-General(Local Government)		69,918,699.15	113,464,078.00	-	113,464,078.00
47001001	State Civil Service Commission		19,650,084.88	26,174,623.00	-	26,174,623.00
47001002	Local Government Civil Service Commission		4,258,610.16	7,615,420.00	-	7,615,420.00
48001001	Ebonyi State Independence Electoral Commission		36,459,670.97	36,038,239.00	-	36,038,239.00
15001001	Ministry of Agriculture and Natural Resources		208,237,063.65	305,776,183.00	-	305,776,183.00
20001001	Ministry of Finance and Economic Development		54,327,580.15	56,935,547.08	1,890,650.08	55,044,897.00
20003001	Budget office		-	4,718,339.00	-	4,718,339.00
20007001	Office of the Accountant-General		60,145,834.73	96,905,155.00	-	96,905,155.00
20013001	Fiscal Responsibility Commission		24,677,973.73	24,947,846.99	9,632,894.99	15,314,952.00
22001001	Ministry of Commerce and Industry		86,906,736.92	112,683,494.00	-	112,683,494.00
31001001	Ministry of Power		36,860,007.43	55,200,148.00	-	55,200,148.00
33001001	Ministry of Solid Ministry		10,615,770.47	18,528,390.00	-	18,528,390.00
34001001	Ministry of Works and Transport		76,593,015.65	94,698,030.00	-	94,698,030.00
36001001	Ministry of Culture and Tourism		34,747,267.65	35,547,660.04	5,482,382.04	30,065,278.00
38001001	State Planning Commission		27,882,481.05	28,224,998.10	5,685,034.10	22,539,964.00
38004001	State Bureau of Statistics		-	-	-	-
52001001	Ministry of Water Resources		81,782,482.00	110,236,945.00	-	110,236,945.00
60001001	Ministry of Lands, Survey and Housing		69,783,435.00	107,576,994.00	-	107,576,994.00
60002001	Office of the Surveyor-General		27,345,111.58	28,993,691.00	-	28,993,691.00
61001001	Ministry of Public Utilities		35,037,784.48	65,416,965.00	-	65,416,965.00
18011001	Judicial Service Commission		9,297,979.45	9,650,189.74	9,650,189.74	-
26001001	Ministry of Justice		76,594,651.91	92,353,132.00	-	92,353,132.00
26051001	High Court		307,591,924.43	167,582,402.83	167,582,402.83	-
26052001	Customary Court of Appeal, Abakaliki		190,526,985.52	190,794,099.30	190,794,099.30	-
13001001	Ministry of Youth and Sports		35,245,208.75	35,260,209.12	7,512,116.12	27,748,093.00
14001001	Ministry of Women Affairs and Social Development		82,184,420.06	91,562,138.00	-	91,562,138.00
17001001	Ministry of Education		70,368,539.55	96,558,584.00	-	96,558,584.00
21001001	Ministry of Health		336,185,139.98	360,156,010.00	-	360,156,010.00
35001001	Ministry of Enviroment		41,980,358.23	42,880,427.65	5,406,444.65	37,473,983.00

			Actual 2015	Total Budget 2015	Suppl.Budget 2015	Original Budget 2015
51001001	Ministry of L.G, Chieftaincy Matters and Rural Development		41,802,792.82	52,767,878.00	-	52,767,878.00
	Unpaid September 2011 Salary Paid in 2015		26,351,165.89	-	-	-
Total			3,379,141,469.94	3,807,843,035.00	591,767,280.00	3,216,075,755.00
Note 38:Overhead Cost						
11001001	Office of the Executive Governor		3,923,632,841.61	4,253,000,000.00	-	4,253,000,000.00
11001002	Office of the Deputy Governor		216,292,438.10	220,000,000.00	-	220,000,000.00
11004001	Department of Border Security and Conflict Resolution		951,683.80	10,000,000.00	-	10,000,000.00
11007001	Department of Grants and Donor Agency		-	8,000,000.00	-	8,000,000.00
11013001	Office of the Secretary to the State Government		1,319,172,058.64	529,600,000.00	-	529,600,000.00
11014001	Department of Political Affairs		111,510,134.86	62,855,000.00	-	62,855,000.00
11015001	Department of Executive Council Matters (EXCO)		4,643,115.92	3,600,000.00	-	3,600,000.00
11016001	Department of Economic Affairs		685,955.11	3,200,000.00	-	3,200,000.00
11017001	Department of General Services		2,382,223.60	3,780,000.00	-	3,780,000.00
11020001	Department of Economic Empowerment and Poverty Alleviation		1,884,315.16	160,114,921.00	-	160,114,921.00
11021001	Liason office Lagos		7,608,882.09	22,000,000.00	-	22,000,000.00
11021002	Liason office Abuja		23,717,122.25	21,600,000.00	-	21,600,000.00
11021004	Liason office Enugu/Anambara		-	30,000,000.00	-	30,000,000.00
11021005	Liason office PH/Aba		80,000.00	30,000,000.00	-	30,000,000.00
11037001	Musilim Pigrimage Board		-	110,000,000.00	-	110,000,000.00
11185001	Project Support Unit		-	1,200,000.00	-	1,200,000.00
11187007	Department of Inter-party Dialogue		200,000.00	6,000,000.00	-	6,000,000.00
11188001	Directorate of attitudinal Change		-	28,715,824.00	-	28,715,824.00
11190001	Department of Labour Relations		-	-	-	-
11189001	Department of Design, Evaluation and Project Mornitoring		-	11,800,000.00	-	11,800,000.00
12003001	Ebonyi State House of Assembly		690,150,890.11	526,000,000.00	-	526,000,000.00
12004001	Ebonyi State House of Assembly Service Commission		-	-	-	-
23001001	Department of Religion and Chieftaincy		-	210,000,000.00	-	210,000,000.00
23001001	Ministry of Information and State Orientation		89,712,869.45	8,400,000.00	-	8,400,000.00

			Actual 2015	Total Budget 2015	Suppl.Budget 2015	Original Budget 2015
26052001	Customary Court of Appeal, Abakaliki		29,779,403.04	-	-	-
13001001	Ministry of Youth and Sports		53,429,641.83	36,600,000.00	-	36,600,000.00
14001001	Ministry of Women Affairs and Social Development		12,945,690.60	65,000,000.00	-	65,000,000.00
17001001	Ministry of Education		8,558,579.70	17,000,000.00	-	17,000,000.00
21001001	Ministry of Health		16,098,731.87	65,000,000.00	-	65,000,000.00
35001001	Ministry of Environment		3,625,514.64	10,000,000.00	-	10,000,000.00
51001001	Ministry of L.G, Chieftaincy Matters and Rural Development		1,351,320.24	69,075,878.00	-	69,075,878.00
	Total		7,650,317,611.67	24,390,383,777.00	4,000,000,000.00	20,390,383,777.00
Note 39: Consolidated Revenue Fund Charges						
11001001	Office of the Executive Governor		7,782,967.56	136,557,080.00	-	136,557,080.00
11001002	Office of the Deputy Governor		7,392,752.64	13,008,170.00	-	13,008,170.00
40001001	Office of Auditor-General(State)		6,738,498.36	7,020,290.00	-	7,020,290.00
47001001	State Civil Service Commission		23,345,129.91	27,292,400.00	-	27,292,400.00
48001001	Ebonyi State Independence Electoral Commission		29,925,805.45	37,928,850.00	-	37,928,850.00
18011001	Judicial Service Commission		26,743,614.60	-	-	-
	Total		101,928,768.52	221,806,790.00	-	221,806,790.00
Note 40: Subvention to Parastatals						
11008001	Ebonyi State Emergency Management Agency		13,117,711.60	15,396,575.00	-	15,396,575.00
11001001	Ebonyi State Council on Public Procurements		316,800.00	9,218,100.00	-	9,218,100.00
11020002	Ebonyi State Community and Social Development Agency		-	-	-	-
11021003	Women Development Centre		39,131,334.93	226,538,926.00	121,650,540.00	104,888,386.00
11037001	Muslim Pilgrimage Board		-	110,000,000.00	-	110,000,000.00
23003001	Ebonyi Broadcasting Cooperation(EBBC)		174,467,393.07	502,360,218.00	-	502,360,218.00
23013001	Government Printing Press		82,325,306.56	103,930,387.00	-	103,930,387.00
23055001	Ebonyi State Newspaper and Publishing Corporation		34,143,850.17	70,824,708.00	-	70,824,708.00
15102001	Ebonyi Agricultural Development Program(EBADDP)		86,016,194.84	284,514,179.00	-	284,514,179.00
15102002	Ebonyi State FADAMA Coordinating Program		-	1,200,000.00	-	1,200,000.00
15101002	Ebonyi State Agricultural Development Corporation(EBADC)		-	17,556,210.00	-	17,556,210.00
15111002	Ebonyi State Fertilizer and Chemical Company Limited		17,303,623.94	33,416,970.00	-	33,416,970.00
15112001	Supervised Agric. Credit Loans Board		-	155,760,000.00	-	155,760,000.00
20008001	Board of Internal Revenue		146,811,923.50	205,678,825.00	-	205,678,825.00

			Actual 2015	Total Budget 2015	Suppl.Budget 2015	Original Budget 2015
20012001	Ebonyi Investment and Property Development Company		9,741,729.39	15,463,310.00	-	15,463,310.00
22053001	Ebonyi State Marketing Company		193,079.54	2,472,189.00	-	2,472,189.00
22054001	Ebonyi State Industrial Estate Management Board		9,624,184.43	2,766,243.00	-	2,766,243.00
22056001	Ebonyi Building Materials Industry Limited		6,382,233.51	10,171,896.00	-	10,171,896.00
31003001	State Electricity Board		50,000.00	2,400,000.00	-	2,400,000.00
33054001	Ebonyi State Salt and Mineral Industry		2,754,202.47	4,220,121.00	-	4,220,121.00
34004001	Ebonyi State Road Maintenance Agency(EBROMA)		21,645,929.09	36,900,554.00	-	36,900,554.00
34053001	Ebonyi State Transport Corporation(EBOTRANS)		-	1,000,000.00	-	1,000,000.00
34055001	Community Based Urban Development Program		-	-	-	-
36004001	Ebonyi State Council For Arts and Culture		39,888,087.66	137,448,501.00	-	137,448,501.00
36052001	Ebonyi State Tourism Board		885,941.97	5,877,152.00	-	5,877,152.00
36052002	Ebonyi State Hotels Afikpo		8,355,837.82	14,431,752.00	-	14,431,752.00
36052003	Ebonyi State Hotels Abakaliki		-	2,000,000.00	-	2,000,000.00
52054001	Ebonyi State Water Corporation		9,415,552.09	-	-	-
52054002	EBRUWASA		22,137,652.78	25,662,720.00	-	25,662,720.00
60010001	Ebonyi State Housing Development Corporation		7,205,563.79	20,524,289.00	-	20,524,289.00
63001001	Abakaliki Capital Territory Development Board		14,865,710.79	29,562,100.00	-	29,562,100.00
13051001	Ebonyi State Sports Council		24,230,366.17	69,362,215.00	-	69,362,215.00
17003001	Ebonyi State Universal Basic Education Board		169,004,992.75	350,000,000.00	-	350,000,000.00
17008001	Ebonyi State Library Board		30,476,711.59	23,770,260.00	-	23,770,260.00
17009001	Examination Development Centre		7,444,800.05	33,800,000.00	-	33,800,000.00
17010001	Agency for Mass Literacy		9,667,315.22	7,633,810.00	-	7,633,810.00
17019001	Ebonyi State College of Education Ikwo		752,568,833.72	894,000,000.00	-	894,000,000.00
17021001	Ebonyi State University		2,857,496,933.90	3,000,000,000.00	-	3,000,000,000.00
17051001	Secondary Education Board		3,589,611,539.11	4,741,598,526.00	-	4,741,598,526.00
17056001	Ebonyi State Scholarship Board		9,260,165.47	71,800,020.00	-	71,800,020.00
21026001	School of Health Technology Ngbo		110,335,598.55	152,000,000.00	-	152,000,000.00
21102001	Ebonyi State Hospitals Management Board		720,211,131.81	771,260,347.00	-	771,260,347.00
35055001	Ebonyi State Environmental Protection Agency		6,966,805.57	48,327,404.00	-	48,327,404.00
21001001	Ministry of Health(TBL)		79,200.00	-	-	-
21001001	Ministry of Health(Roll Back Malaria)		-	-	-	-

		Actual 2015	Total Budget 2015	Suppl.Budget 2015	Original Budget 2015
21001001	Ministry of Health(NPI)	178,200.00	-	-	-
35001001	Ministry of Enviroment(Task Force)	3,094,000.00	-	-	-
17001001	Ministry of Education(Mrs Happiness Awoke)	99,000.00	-	-	-
13001001	Ministry of Youth and Sports(Golf Club)	225,000.00	-	-	-
34001001	Ministry of Works and Transport(Okada Task Force)	2,000,000.00	-	-	-
31001001	Ministry of Power(Ebonyi Fire Service)	150,000.00	-	-	-
51001002	Local Government Pension Board	-	-	-	-
	Total	9,039,880,437.85	12,210,848,507.00	121,650,540.00	12,089,197,967.00
	Note 41: BTL Payments				
	Withholding Tax due to FIRS	25,638,241.79			
	Salary Advances	79,955.82			
	Total	25,718,197.61			
	Note 42: Repayment of External Loans				
	Foreign Loan				
January		17,093,307.72	1,000,000,000.00	-	1,000,000,000.00
February		17,093,307.72	-	-	-
March		26,681,495.92	-	-	-
April		26,681,495.92	-	-	-
May		26,681,495.92	-	-	-
June		26,681,495.92	-	-	-
July		26,681,495.92	-	-	-
August		19,664,731.60	-	-	-
September		19,664,731.60	-	-	-
October		19,664,731.60	-	-	-
November		19,664,731.60	-	-	-
December		-	-	-	-
	Total	246,253,021.44	1,000,000,000.00	-	1,000,000,000.00
	Note 43: Repayment of Internal Loans				
Bond		3,967,292,693.00	-	-	-
2nd Bond		767,940,000.00	-	-	-
UBA N2.8b loan ISPO		696,116,416.52	-	-	-
FBN N3b loan ISPO		1,436,000,000.00	-	-	-

		Actual 2015	Total Budget 2015	Suppl.Budget 2015	Original Budget 2015
Salary Bail Out		23,176,940.80	-	-	-
CACs Loan		127,198,930.62	-	-	-
Excess Crude Loan		179,945,191.18	-	-	-
Total		7,197,670,172.12	6,016,000,000.00	-	6,016,000,000.00
Note 44: VAT Allocations					
Months					
January		680,868,583.69	7,500,000,000.00	-	7,500,000,000.00
February		595,574,005.23	-	-	-
March		537,681,996.47	-	-	-
April		657,118,752.63	-	-	-
May		685,547,803.42	-	-	-
June		519,387,646.17	-	-	-
July		590,620,022.23	-	-	-
August		681,068,156.11	-	-	-
September		565,032,189.64	-	-	-
October		512,529,405.84	-	-	-
November		549,458,616.62	-	-	-
December		558,439,160.66	-	-	-
Total		7,133,326,338.71	7,500,000,000.00	-	7,500,000,000.00
Note 45: Excess Crude Allocations					
Months					
January		85,726,117.63	-	-	-
February		-	-	-	-
March		-	-	-	-
April		-	-	-	-
May		-	-	-	-
June		-	-	-	-
July					
August		-	-	-	-
September		-	-	-	-
October		-	-	-	-

		Actual 2015	Total Budget 2015	Suppl.Budget 2015	Original Budget 2015
November		-	-	-	-
December		-	-	-	-
Total		85,726,117.63	-	-	-
Note 46: Proceeds From Internal Loan					
	Bail out Loan	644,190,000.00	-	-	-
Note 47: Administrative Sector					
11001001	Office of the Executive Governor	714,722,951.40	832,100,000.00	-	832,100,000.00
11001002	Office of the Deputy Governor	26,488,933.00	63,500,000.00	-	63,500,000.00
11004001	Department of Border Security and Conflict Resolution	-	10,370,000.00	-	10,370,000.00
11007001	Department of Grants and Donor Agency	11,773,155.98	1,001,000,000.00	-	1,001,000,000.00
11008001	Ebonyi State Emergency Management Agency	-	30,650,000.00	-	30,650,000.00
11001001	Ebonyi State Council on Public Procurements	-	15,000,000.00	-	15,000,000.00
11013001	Office of the Secretary to the State Government	399,348,000.00	114,830,000.00	-	114,830,000.00
11014001	Department of Political Affairs	-	-	-	-
11015001	Department of Executive Council Matters(EXCO)	-	-	-	-
11016001	Department of Economic Affairs	-	-	-	-
11017001	Department of General Services	-	-	-	-
11020001	Department of Economic Empowerment and Poverty Alleviation	-	31,000,000.00	-	31,000,000.00
11020002	Ebonyi State Community and Social Development Agency	-	350,000,000.00	-	350,000,000.00
11021001	Liason office Lagos	-	32,500,000.00	-	32,500,000.00
11021002	Liason office Abuja	-	38,000,000.00	-	38,000,000.00
11021003	Women Development Centre	-	3,000,000.00	-	3,000,000.00
11021004	Liason office Enugu/Anambara	-	30,000,000.00	-	30,000,000.00
11021005	Liason office PH/Aba	-	30,000,000.00	-	30,000,000.00
11037001	Musilim Pigrimage Board	-	-	-	-
11185001	Project Support Unit	-	11,150,000.00	-	11,150,000.00
11187007	Department of Inter-party Dialogue	-	-	-	-
11188001	Directorate of attitudinal Change	-	217,550,000.00	-	217,550,000.00
11190001	Department of Labour Relations	-	-	-	-
11189001	Department of Design, Evaluation and Project Mornitoring	-	150,000,000.00	-	150,000,000.00
12003001	Ebonyi State House of Assembly	12,000,000.00	2,338,600,000.00	-	2,338,600,000.00

			Actual 2015	Total Budget 2015	Suppl.Budget 2015	Original Budget 2015	
12004001	Ebonyi State House of Assembly Service Commission		-	-	-	-	
23001001	Department of Religion and Chieftaincy		-	-	-	-	
23001001	Ministry of Information and State Orientation		15,269,000.00	54,200,000.00	-	54,200,000.00	
23002001	Department of Information and Communication Technology		-	-	-	-	
23003001	Ebonyi Broadcasting Cooperation(EBBC)		-	316,100,000.00	-	316,100,000.00	
23013001	Government Printing Press		-	300,000,000.00	-	300,000,000.00	
23055001	Ebonyi State Newspaper and Publishing Corporation		-	168,000,000.00	-	168,000,000.00	
25001001	Office of the Head of Service		-	196,200,000.00	-	196,200,000.00	
25006001	Admin. and General Service Department		-	-	-	-	
25034001	Public Service and Manpower Development		-	-	-	-	
25045001	Establishment, Pension and Management Service		-	-	-	-	
40001001	Office of Auditor-General (State)		-	4,000,000.00	-	4,000,000.00	
40001002	Office of the Auditor-General (Local Government)		-	-	-	-	
47001001	State Civil Service Commission		-	22,800,000.00	-	22,800,000.00	
47001002	Local Government Civil Service Commission		-	-	-	-	
48001001	Ebonyi State Independence Electoral Commission		-	-	-	-	
Total			1,179,602,040.38	6,360,550,000.00	-	6,360,550,000.00	
Note 48: Economic Sector							
15001001	Ministry of Agriculture and Natural Resources		163,768,614.49	4,131,000,000.00	3,000,000,000.00	1,131,000,000.00	
15102001	Ebonyi Agricultural Development Program (EBADEP)		-	126,200,000.00	-	126,200,000.00	
15102002	Ebonyi State FADAMA Coordinating Program		-	36,000,000.00	-	36,000,000.00	
15101002	Ebonyi State Agricultural Development Corporation (EBADC)		128,076,153.02	575,000,000.00	-	575,000,000.00	
15111002	Ebonyi State Fertilizer and Chemical Company Limited		-	5,000,000.00	-	5,000,000.00	
15112001	Supervised Agric. Credit Loans Board		-	-	-	-	
15115001	Government Poultry Farm Complex, Nkaliki		-	-	-	-	
20001001	Ministry of Finance and Economic Development		60,210,564.25	235,500,000.00	-	235,500,000.00	
20003001	Budget office		-	8,300,000.00	-	8,300,000.00	
20007001	Office of the Accountant-General		-	9,891,400,000.00	5,000,000,000.00	4,891,400,000.00	
20008001	Board of Internal Revenue		-	32,000,000.00	-	32,000,000.00	
20012001	Ebonyi Investment and Property Development Company		-	-	-	-	
20013001	Fiscal Responsibility Commission		-	-	-	-	

			Actual 2015	Total Budget 2015	Suppl.Budget 2015	Original Budget 2015	
22001001	Ministry of Commerce and Industry		102,000,000.00	3,061,000,000.00	2,000,000,000.00	1,061,000,000.00	
22053001	Ebonyi State Marketing Company		-	-	-	-	
22054001	Ebonyi State Industrial Estate Management Board		-	-	-	-	
22056001	Ebonyi Building Materials Industry Limited		-	-	-	-	
31001001	Ministry of Power		2,266,678,868.81	2,020,000,000.00	500,000,000.00	1,520,000,000.00	
31003001	State Electricity Board		-	150,000,000.00	-	150,000,000.00	
33001001	Ministry of Solid Ministry		5,230,900.00	250,000,000.00	-	250,000,000.00	
33054001	Ebonyi State Salt and Mineral Industry		-	158,000,000.00	-	158,000,000.00	
34001001	Ministry of Works and Transport		5,722,862,392.60	10,000,000,000.00	2,000,000,000.00	8,000,000,000.00	
34004001	Ebonyi State Road Maintenance Agency (EBROMA)		-	100,000,000.00	-	100,000,000.00	
34053001	Ebonyi State Transport Corporation (EBOTRANS)		-	150,000,000.00	-	150,000,000.00	
34055001	Community Based Urban Development Program		-	-	-	-	
36001001	Ministry of Culture and Tourism		6,867,771.75	962,000,000.00	-	962,000,000.00	
36004001	Ebonyi State Council For Arts and Culture		-	-	-	-	
36052001	Ebonyi State Tourism Board		-	-	-	-	
36052002	Ebonyi State Hotels Afikpo		-	-	-	-	
36052003	Ebonyi State Hotels Abakaliki		-	-	-	-	
38001001	State Planning Commission		-	2,002,350,000.00	-	2,002,350,000.00	
38004001	State Bureau of Statistics		-	-	-	-	
52001001	Ministry of Water Resources		121,216,695.60	3,271,000,000.00	500,000,000.00	2,771,000,000.00	
52054001	Ebonyi State Water Corporation		-	-	-	-	
52054002	EBRUWASA		-	95,000,000.00	-	95,000,000.00	
60001001	Ministry of Lands, Survey and Housing		281,450,923.04	2,011,000,000.00	-	2,011,000,000.00	
60002001	Office of the Surveyor-General		-	45,000,000.00	-	45,000,000.00	
60010001	Ebonyi State Housing Development Corporation		-	-	-	-	
61001001	Ministry of Public Utilities		-	-	-	-	
	Total		8,858,362,883.56	39,315,750,000.00	13,000,000,000.00	26,315,750,000.00	
Note 49: Law and Justice							
18011001	Judicial Service Commission		10,833,333.36	-	-	-	
26001001	Ministry of Justice		20,000,000.00	-	-	-	
26051001	High Court		53,352,006.59	-	-	-	

			Actual 2015	Total Budget 2015	Suppl.Budget 2015	Original Budget 2015
	26052001	Customary Court of Appeal, Abakaliki	65,468,410.25	-	-	-
	Total		149,653,750.20	-	-	-
	Note 50: Regional Planning Sector					
	63001001	Abakaliki Capital Territory Development Board	-	250,000,000.00	-	250,000,000.00
	Total		-	250,000,000.00	-	250,000,000.00
	Note 51: Social Sector					
	13001001	Ministry of Youth and Sports	5,000,000.00	520,000,000.00	-	520,000,000.00
	13051001	Ebonyi State Sports Council	-	-	-	-
	14001001	Ministry of Women Affairs and Social Development	-	118,000,000.00	-	118,000,000.00
	17001001	Ministry of Education	50,019,612.87	-	-	-
	17003001	Ebonyi State Universal Basic Education Board	-	5,000,000,000.00	1,000,000,000.00	4,000,000,000.00
	17008001	Ebonyi State Library Board	-	-	-	-
	17009001	Examination Development Centre	-	-	-	-
	17010001	Agency for Mass Literacy	-	-	-	-
	17019001	Ebonyi State College of Education Ikwo	-	-	-	-
	17021001	Ebonyi State University	96,483,244.95	-	-	-
	17051001	Secondary Education Board	-	145,200,000.00	-	145,200,000.00
	17056001	Ebonyi State Scholarship Board	-	-	-	-
	21001001	Ministry of Health	16,010,000.00	3,092,000,000.00	2,000,000,000.00	1,092,000,000.00
	21026001	School of Health Technology Ngbo	-	150,000,000.00	-	150,000,000.00
	21102001	Ebonyi State Hospitals Management Board	-	200,000,000.00	-	200,000,000.00
	35001001	Ministry of Enviroment	462,854,537.03	707,200,000.00	-	707,200,000.00
	35055001	Ebonyi State Enviromental Protection Agency	11,535,250.00	160,000,000.00	-	160,000,000.00
	51001001	Ministry of L.G, Chieftaincy Matters and Rural Development	218,648,736.33	369,000,000.00	-	369,000,000.00
	51001002	Local Government Pension Board	-	-	-	-
	Total		860,551,381.18	10,461,400,000.00	3,000,000,000.00	7,461,400,000.00

NOTE 21: Investments					
S/N	COMPANY	SHARES HELD	NOMINAL VALUE	CLOSING PRICE	TOTAL VALUE
1	FIRST BANK	9,902,275	50K	N5.13	N50,798,670.75
2	FIDELITY BANK	5,740,756	50K	N1.50	N8,611,134.00
3	STERLING BANK	2,786,243	50K	N1.83	N5,098,824.69
4	UNION BANK	52,146	50K	N6.90	N359,800.50
5	FCMB	8	50K	N1.69	N13.52
6	DIAMOND BANK	3,300,000	50K	N2.30	N7,590,000.00
7	ZENITH BANK	2,276,783	50K	N14.05	N31,988,801.15
8	ACCESS BANK	385,873	50K	N4.85	N1,871,484.05
9	UAC	2,437,466	50K	N20.75	N50,577,419.50
10	UNILEVER	907,832	50K	N43.25	N39,263,734.00
11	ROYAL EXCHANGE ASSURANCE	4,470,669	50K	N0.50	N2,235,334.50
12	EMMENITE	2,000,378	50K	N2.00	N4,000,756.00
13	PZ	841,634	50K	N25.70	N21,629,993.80
14	ASHAKA CEMENT	1,172,974	50K	N25.00	N29,324,350.00
15	CAPL	2,426	50K	N37.60	N91,217.60
16	MRS	117,012	50K	N49.66	N5,810,815.92
17	NESTLE	525	50K	N860.00	N451,500.00
18	GUINNESS	185,000	50K	N120.40	N22,274,000.00
19	OANDO	3,504	50K	N5.90	N20,673.60
20	CADBURY	1,010	50K	N17.15	N17,321.50
21	NBL	361,380	50K	N136.00	N49,147,680.00
22	FORTE	1,852	50K	N330.00	N611,160.00
23	WESTMINSTER DREDGING	204,288	50K	N2.00	N408,576.00
24	NEIMETH INT PHARM	12,500,000	50K	0.89K	N11,125,000.00
25	GSK	2,121	50K	N34.20	N72,538.00
26	MOBIL	714	50K	N160.00	N114,240.00
27	ANAMMCO	1,101,240	50K	N14.00	N15,417,360.00
28	ALEX	3,288,707	50K	N9.87	N32,459,539.09
29	EBSU MICROFINANCE	10,000,000	50K	N.50K	N5,000,000.00
	Total				N396,371,938.17

NOTE 19: Treasuries and Banks				
S/N	ESTABLISHMENT	BANK NAME	BANK AMOUNT	CASH
			N	N
1	MINISTRY OF POWER AND ENERGY	UBA	59,982,856.85	1,812,500.00
		ZENITH BANK	59,285,878.49	
2	EBONYI HOTELS AFIKPO	FIRST BANK	37,572.83	421,041.81
3	HIGH COURT	FIRST BANK	6,720.76	
		FIRST BANK	6,322.47	
		FIRST BANK	1,115.52	
		FIRST BANK	1,036.13	
4	COMMUNITY BASED URBAN DEVELOPEMENT	DIAMOND BANK	10,589.81	
		DIAMOND BANK	18,684.77	
5	HSDP II			
6	LIBRARY BOARD	ACCESS BANK	50,542.74	
		DIAMOND BANK	10,794.55	3,136.11
			34.04	
7	CULTURE & TOURISM	FCMB		
8	ARTS & CULTURE	UBA	4,305.39	4,410.39
9	SURVEYOR GENERAL'S OFFICE	ECO BANK	4,544.28	
		ZENITH BANK		
10	MINISTRY OF WATER RESOURCES	UBA Plc	1,366,678.29	
		ZENITH BANK	27,394.54	
12	EBOTRANS	FIRST BANK	5,071.61	
		FBN	4,439,298.46	
		KEYSTONE BANK	393,237.55	
		KEYSTONE BANK	315,112.84	
		FCMB	34,343.20	
13	MINISTRY OF YOUTH AND SPORTS	UBA	12,388.24	2,850.00
		ECO BANK		
14	EBONYI STATE JUDICIAL SERVICE COMMISION	DIAMOND BANK	3,660.09	
		FCMB	56,955.16	
15	MINISTRY OF LANDS, SURVEY&HOUSING	ZENITH BANK	1,478.82	

		UBA Plc	8,998,396.92	
16	EBONYI STATE TOURISM BOARD	FIRST BANK	134,182.08	
17	SCHOLARSHIP BOARD	DIAMOND BANK	16,496.22	
		UBA	11,154,916.96	
		ACCESS BANK	23,056.73	
		ZENITH BANK	40,933.90	
18	SSG'S OFFICE	ZENITH BANK	35,604,708.82	
		UBA PLC	2,096,045.29	
19	DEPARTMENT OF ECO.,EMPOWERMENT & POWER	UBA	- 685.61	
		ECO BANK	14,143.73	
		ECO BANK	353,563.68	
20	OFFICE OF THE GOVERNOR,GOV. HOUSE	UBA PLC	2,115,650.57	
		ZENITH BANK	4,289,912.73	
		FIRST BANK	698,670.32	
26	ACTDB	DIAMOND BANK	3,924.22	15,530.00
		ZENITH BANK	1,049,123.78	
27	MLGCM & RD	UBA	57,171.45	
28	MINISTRY OF JUSTICE	UBA	5,176.04	
	MINISTRY OF JUSTICE	ECO BANK	9,983.15	
29	AGENCY FOR MASS LIT.	ZENITH BANK	14,017.18	
30	MINISTRY OF HEALTH	ZENITH BANK	- 19,373.60	
		GT BANK	1,033.28	
		STANBIC IBTC	10,962.50	
31	MINISTRY OF WOMEN AFFAIRS	UBA	1,535.88	
32	HOSPITAL MANAGEMENT BOARD	FCMB	601,125.32	
		FIRST BANK	4,783,872.99	
		FIRST BANK	9,269.41	
33	EBSEPA	KEYSTONE BANK	22,379.43	
34	CIVIL SERVICE COMMISSION	ZENITH BANK	28,003.59	
35	EBONYI FERTILIZER & CO LTD.	ECO BANK	252,733.54	
		DIAMOND BANK	48,477.52	-

36	EBADEP	ECO BANK	28,085.47	-
		ENTERPRISE BANK	-	
38	MIN. OF AGRICULTURE & NATURAL RESOURCES	ZENITH BANK	641.49	
		ZENITH BANK	3,306,524.46	
		UBA PLC	21,189.48	
		UBA PLC	1,308,504.18	
		ECO BANK	2,485,535.65	
39	GOVERNMENT POULTRY FARM COMPLEX	GT BANK	9,211,500.00	228,315.00
40	MINISTRY OF WORKS & TRANSPORT	ZENITH BANK	107,940.04	
	MINISTRY OF WORKS & TRANSPORT	UBA	290,052,165.30	
	MINISTRY OF WORKS & TRANSPORT	FCMB	47,326,783.87	
41	EBROMA	UBA	6,513.66	
	EBROMA	UBA	35,608,076.23	
42	HOUSING DEVELOPMENT CORPERATION	ECO BANK	1,690.22	
	HOUSING DEVELOPMENT CORPERATION	FCMB	977.49	
	HOUSING DEVELOPMENT CORPERATION	UBA	66.18	
43	OFFICE OF THE HEAD OF SERVICE	DIAMOND BANK	1,001,726.98	
	OFFICE OF THE HEAD OF SERVICE	HERITAGE	12,915.57	
	OFFICE OF THE HEAD OF SERVICE	ZENITH BANK	499,581.27	
44	PSU-MDG/CGS	FCMB	108,391.05	
	PSU-MDG/CGS	ZENITH BANK	6,970.43	
45	MINISTRY OF ENVIRONMENT EBS	DIAMOND BANK	10,164,696.28	43,800.00
46	LGCSO EBONYI STATE	UBA	10,545,131.02	
	LGCSO EBONYI STATE	UNION BANK	80,868.61	
47	SCHOOL OF HEALTH EZZAMGBO	ECO BANK	971,630.25	
	SCHOOL OF HEALTH EZZAMGBO	DIAMOND BANK	5,864,643.37	
48	COLLEGE OF EDUCATION IKWO	ACCESS BANK	1,276,155.19	
	COLLEGE OF EDUCATION IKWO	FCMB	83,656.64	
	COLLEGE OF EDUCATION IKWO	FCMB	1,287,880.19	
	COLLEGE OF EDUCATION IKWO	FCMB	450,865.67	
	COLLEGE OF EDUCATION IKWO	FCMB	7,925,561.25	
	COLLEGE OF EDUCATION IKWO	FIDELITY BANK	6,080,627.30	
49	EBONYI STATE UNIVERSITY,AI	UBA	187,324,065.73	

50	EBONYI STATE COMM. & SOCIAL DEV. AGENCY	ECO BANK	25,000,817.86	
		DIAMOND BANK	8,661.69	
51	EBONYI STATE MARKETING BOARD	UNION BANK		
52	MINISTRY OF COMMERCE & INDUSTRY	ZENITH BANK	125,662.48	
		ZENITH BANK	31,057,867.71	
53	EBONYI HOTELS LTD.	FIRST BANK	116,863.41	
54	EBONYI STATE PLANNING COMMISSION	UBA	1,207.62	
55	EBONYI STATE IND.ELECTORAL COMMISSION	UBA	8,250.05	
		ZENITH BANK	6,741.28	
56	SALT & MINERAL INDUSTRY LTD.	ECO BANK	444,775.82	
57	WOMEN DEVELOPEMENT CENTRE	UBA	423,448.44	
		ECO BANK		
58	EBS HOUSE ASSEMBLY	ZENITH BANK	235,707.70	5,000.00
61	DEPUTY GOVERNORS OFFICE	UBA	1,516,707.75	700,100.00
		UBA	-	
62	GOVERNMENT PRINTING PRESS	ZENITH BANK	1,332.33	
63	EBONYI STATE RURAL(EBSRUWASSA)	FIRST BANK	6,765.75	
		ZENITH BANK	6,332.77	
64	EBSEMA	ZENITH BANK	330,520.71	
65	MOFI	DIAMOND BANK	12,986,538.01	
		UNION BANK	10,658,488.75	
		HERITAGE BANK	302,680,116.45	
66	FISCAL RESPONSIBILITY	FCMB	2,376.43	
67	MINISTRY OF FINANCE & ECO.,DEV.	UBA	1,249,663.44	
68	SPORTS COUNCIL	ZENITH BANK	373.89	
69	EBONYI INVESTMENT & PROPERTY COPY	ECO BANK	11,744.24	
		FIRST BANK	1,953,982.12	
70	MINISTRY OF EDUCATION	ECO BANK	3,254.33	
		ZENITH BANK	3,127.13	
71	SUBEB	ECO BANK	1,231,691.39	
		UBA	50,847.00	
72	SECONDARY EDUCATION BOARD	DIAMOND BANK	9,646.94	
		ZENITH BANK	1,707.52	

		ACCESS BANK	864,621.75	
		KEYSTONE BANK	38,359.15	4,200.00
73	EBOSACA	DIAMOND BANK	2,760,959.34	
74	EXAM DEVELOPMENT CENTRE	HERITAGE BANK	1,064,021.17	5,865.00
		GT BANK	6,693,430.34	
		ECO BANK	603,798.28	
		ECO BANK	2,656,116.53	
		ECO BANK	1,753.95	
		ECO BANK	105,739.47	
75	NEWMAP	FIRST BANK	196,210,458.01	
76	MINISTRY OF INFORMATION	ECO BANK	16,483,615.60	
77	EBBC	ZENITH BANK	1,484,761.46	
		UBA	160,421.22	
78	NEWSPAPERS & PUBLISHING CORP	UBA	447,952.36	
79	FADAMA III	FIRST BANK	4,757,296.85	
81	CUSTOMARY COURT	ZENITH BANK	16,883.95	
		FIRST BANK	25,564.64	
83	EBONYI STATE AUDIT	UBA PLC	1,991.03	
84	EBONYI STATE BOARD OF INTERNAL REVENUE	FIDELITY BANK	3,120.53	
85	LOCAL GOVERNMENT AUDIT		106,445.54	
86	OFFICE OF THE ACCOUNTANT GENERAL	Eco Bank	10,051,389.49	
		FBN	9,750.12	
		Sky Bank	5,596,356.32	
		UBA Plc	83,008,072.08	
		UBA Plc	152,044,081.62	
		UBA Plc	670,665,496.00	
		UBA Plc	43,542,439.66	
		Union Bank	6,906,670.96	
		Union Bank	5,508,000.00	
		Zenith Bank	191,078,071.20	
		Zenith Bank	521,604,828.59	

		Zenith Bank	5,775,701.84	
		Diamond Bank	4,343,051.56	
		ZENITH BANK	578,758,630.79	
		UBA Plc	101,396,168.83	
		FCMB Plc	444,697,989.45	
		Union Bank	11,430,512.34	
		FBN	886,952,905.70	
		FBN	17,556,856.68	
		FBN	27,692,417.19	
		Zenith Bank	521,604,828.59	
		Zenith Bank	163,153,472.53	
		Zenith Bank	578,758,530.79	
		UBA Plc	87,667,002.14	
		UBA Plc	572,382,482.24	
		UBA Plc	670,665,496.00	
		UBA Plc	43,926,963.37	
		UBA Plc	152,044,081.62	
		FBN Plc	83,008,072.03	
	SUB-TREASURY OHAOZARA	UBN	90,082.56	
	SUB-TREASURY OWUTU EDDA	ZENITH BANK	25,535.03	20,000.00
	SUB-TREASURY ONICHA	UBN	2,044.24	
	SUB-TREASURY ISHIELU	FBN	- 301.91	105.00
	SUB-TREASURY AFIKPO	ZENITH BANK	524,010.97	
	SUB-TREASURY ABAKALIKI	FIRST BANK	227,298,442.47	
	SUB-TREASURY ABAKALIKI	FIDELITY BANK	3,203,436.09	
	SUB-TREASURY ABAKALIKI	ZENITH BANK	42,944,829.50	
	SUB-TREASURY ABAKALIKI	DIAMOND BANK	1,763,304.50	
	SUB-TREASURY ABAKALIKI	UBA	43,926,963.37	
	SUB-TREASURY ABAKALIKI	UBA	95,692,981.91	
	SUB-TREASURY ABAKALIKI	UBA	998,979.40	
	SUB-TREASURY ABAKALIKI	ECO BANK	369,291.75	
	SUB-TREASURY ABAKALIKI	KEYSTONE BANK	688,907.47	

SUB-TREASURY ABAKALIKI	ACCESS BANK	438,442.81	
SUB-TREASURY ABAKALIKI	FCMB Plc	162,550,586.95	
SUB-TREASURY ABAKALIKI	GTB Plc	1,182,088.17	
SUB-TREASURY ABAKALIKI	UNION BANK	88,157.91	
SUB-TREASURY ABAKALIKI	HERITAGE BANK	2,964,149.52	
SUB-TREASURY ABAKALIKI	UBA	87,667,002.14	48,000.00
ISHIAGU SUB-TREASURY	FIRST BANK	3,890.76	
SUB-TREASURY ONUKE	UBA	278.68	
S.T. OBIOZARA	UNION BANK	500.83	
SUB-TREASURY IKWO	ECO BANK	5,182.62	
LIASON OFFICE ABUJA	ACCESS BANK	449,387.81	
LIASON OFFICE LAGOS	ACCESS BANK	75,878.28	-
TOTAL:		8,761,054,491.71	3,314,853.31

NOTE 22: Advances									
Car Loans									
S/N	NAME	OUTSTANDING BALANCE							
		N							
1	HON.ALEKE MABEL	641,666.67							
2	HON.ELOY ELOY OGBONNA	641,666.67							
3	HON.ENYI C. ENYI	641,666.67							
4	HON.IGWE LILIAN IFEYINWA	641,666.67							
5	HON.IKORO OGBONNA K.	241,666.67							
6	HON.NWACHUKWU OLIVER C.	641,666.67							
7	HON.NWALI SAMUEL N.	641,666.67							
8	HON.NWANKWO M.IKE	641,666.67							
9	HON.NWAZUNKU CHUKWUMA	641,666.67							
10	HON.NWENE NNENNA C.	641,666.67							
11	HON.NWIBO VINCENT M.	641,666.67							
12	HON.NWIFURU FRANCIS	241,666.67							
13	HON.NWOBASHI JOSEPH	241,666.67							
14	HON.NWOBASHI HELEN N.	641,666.67							
15	HON.NWOKPOR JULIUS	241,666.67							
16	HON.OBASI JERRY	641,666.67							
17	HON.ODEFA OBASI O.	241,666.67							
18	HON.OGBU ANTHONY I.	641,666.67							
19	HON.OGIJI CHIKE I.	241,666.67							
20	HON.OKIKE UZO VALENTINE	241,666.67							
21	HON.USULOR CHRISTIAN	241,666.67							
22	HON.OJI BLAISE EZE	1,500,000.00							
23	HON.ONWE FRANK	1,100,000.00							
24	HON.ENI UDUMA CHIMA	1,500,000.00							
25	MRS.NWOKPORO ROSELINE N.	361,666.67							
	NWOKPORO ROSELINE	4,490,000.00							
	OJI AMA EMEA	463,820.00							
	EZE OLIVER N.	463,820.00							
	BARRY OKO J.	463,820.00							

Other Federation Allocations									
Months	VAT	Excess Crude	NNPC Refund	NNPC Additional Fund	Exchange Gain Difference	Excess Bond ISPO Refund	UBA N6b loan ISPO Excess Refund	Non Oil Revenue	Total
January	680,868,583.69	85,726,117.63	-	-	57,865,714.26	-	8,699,042.82	-	833,159,458.40
February	595,574,005.23	-	-	28,491,552.26	47,022,172.49	-	8,699,042.82	-	679,786,772.80
March	537,681,996.47	-	-	-	558,026,556.51	-	8,699,042.82	-	1,104,407,595.80
April	657,118,752.63	-	-	52,045,622.39	183,886,586.56	-	8,699,042.82	-	901,750,004.40
May	685,547,803.42	-	-	-	135,939,888.48	-	8,699,042.82	-	830,186,734.72
June	519,387,646.17	-	-	-	171,333,322.71	182,699,042.82	-	-	873,420,011.70
July	590,620,022.23	-	-	-	35,457,802.92	182,699,042.82	-	-	808,776,867.97
August	681,068,156.11	-	-	-	36,566,878.20	-	-	-	717,635,034.31
September	565,032,189.64	-	-	-	27,487,602.30	-	-	-	592,519,791.94
October	512,529,405.84	-	-	-	29,106,697.33	-	-	-	541,636,103.17
November	549,458,616.62	-	-	-	41,379,403.34	-	-	-	590,838,019.96
December	558,439,160.66	-	-	-	27,442,224.69	-	-	185,335,000.00	771,216,385.35
Total	7,133,326,338.71	85,726,117.63	-	80,537,174.65	1,351,514,849.79	365,398,085.64	43,495,214.10	185,335,000.00	9,245,332,780.52

OFFICE OF THE ACCOUNTANT-GENERAL, EBONYI STATE


Statement NO 3: Statement of Consolidated Revenue Fund


Previous Year 2014	Description	Note	Actual 2015	Total Budget 2015	Supl. Budget 2015	Original Budget 2015
N			N	N	N	N
	Opening Balance		6,227,623,916.05	-	-	-
	Add Revenue Income					
49,603,470,018.06	Federation Accounts	26	25,181,020,505.76	34,584,703,690.00	-	34,584,703,690.00
-	Accounts	27	2,026,280,324.18			
1,933,036,838.97	Direct Taxes	28	2,230,589,292.73	4,968,150,000.00	-	4,968,150,000.00
123,015,573.56	Licences	29	243,411,033.07	1,635,350,000.00	-	1,635,350,000.00
5,140,634,564.12	Fees	30	512,174,611.90	523,745,000.00	-	523,745,000.00
3,332,770.54	Fines	31	1,522,932.04	24,800,000.00	-	24,800,000.00
30,552,472.00	Sales	32	19,887,880.00	4,505,000.00	-	4,505,000.00
53,508,282.00	Earnings	33	1,977,878.97	10,130,000.00	-	10,130,000.00
5,227,923.69	Rent on Government Property		-	-	-	-
-	Rent on Government Buildings	34	14,153,121.00	751,100,000.00	-	751,100,000.00
10,096,649.05	Investment Income	35	575,126,819.12	9,000,000.00	-	9,000,000.00
72,400,431.52	Interest Earned		-	-	-	-
10,007,400.00	Re-imburement		-	-	-	-
600,547,174.82	Miscellaneous		-	-	-	-
3,204,250,440.57	BTL Receipts	36	25,638,241.79	-	-	-
60,790,080,538.90	Total Revenue		37,059,406,556.61	42,511,483,690.00	-	42,511,483,690.00
	Less Recurrent Expenditures					
16,231,641,480.05	Personnel Cost	37	3,379,141,469.94	3,807,843,035.00	591,767,280.00	3,216,075,755.00
10,448,563,439.33	Overhead Charges	38	7,650,317,611.67	24,390,383,777.00	4,000,000,000.00	20,390,383,777.00
2,394,726,889.77	Charges	39	101,928,768.52	221,806,790.00	-	221,806,790.00
-	Gratuity and Pensions		993,865,099.92	1,400,000,000.00	-	1,400,000,000.00
-	Subventons to Parastatals	40	9,039,880,437.85	12,210,848,507.00	121,650,540.00	12,089,197,967.00
3,204,250,440.57	BTL Payments	41	25,718,197.61	-	-	-
219,150,963.35	Repayment of External Loans	42	246,253,021.44	1,000,000,000.00	-	1,000,000,000.00

OFFICE OF THE ACCOUNTANT-GENERAL, EBONYI STATE

Statement NO 3: Statement of Consolidated Revenue Fund


12,291,295,556.27	Repayment of Internal Loans	43	7,197,670,172.12	6,016,000,000.00	-	6,016,000,000.00
	Contribution		136,901,030.31	480,000,000.00	-	480,000,000.00
	10% Internally Generated Revenue to LGAS		58,151,364.18	853,163,380.00	-	853,163,380.00
	Fertilizer Subsidy Refund		43,599,963.04	-	-	-
44,789,628,769.34	Total Recurrent Expenditures		28,873,427,136.60	50,380,045,489.00	4,713,417,820.00	45,666,627,669.00
16,000,451,769.56	Operating Balance		8,185,979,420.01	- 7,868,561,799.00	- 4,713,417,820.00	- 3,155,143,979.00
	Appropriation and Transfer:					
9,772,827,853.51	Transfer to Capital Development Fund		4,618,531,949.52	-	-	-
	Closing Balance		3,567,447,470.49	-	-	-


Pastor (Mrs) Queen Elizabeth Agwu
 Accountant-General
 Ebonyi State


Pastor (Mrs) Queen Elizabeth Agwu
 Accountant-General
 Ebonyi State

OFFICE OF THE ACCOUNTANT-GENERAL, EBONYI STATE
STATEMENT NO 4: STATEMENT OF CAPITAL DEVELOPMENT FUND

Previous Year 2014	Description	Note	Actual 2015	Total Budget 2015	Suppl. Budget 2015	Original Budget 2015
N			N	N	N	N
13,224,585,670.38	Opening Balance		2,465,486,099.31	-	-	-
	Add Capital Receipts					
9,772,827,853.51	Transfer from Consolidated Revenue Fund		4,618,531,949.52	22,809,150,000.00	-	22,809,150,000.00
-	Value Added Tax	44	7,133,326,338.71	7,500,000,000.00	-	7,500,000,000.00
-	Excess Crude	45	85,726,117.63	-	-	-
212,867,439.18	Aid and Grants		-	-	-	-
-	External Loan		-	-	-	-
3,018,000,000.00	Internal Loan	46	644,190,000.00	29,644,190,000.00	20,644,190,000.00	9,000,000,000.00
545,041,138.88	Other Capital Receipts		-	-	-	-
26,773,322,101.95	Total Capital Revenue Available		14,947,260,505.17	59,953,340,000.00	20,644,190,000.00	39,309,150,000.00
	Less: Capital Expenditure					
1,741,360,545.74	Administrative Sector	47	1,179,602,040.38	6,360,550,000.00	-	6,360,550,000.00
17,999,586,734.74	Economic Sector	48	8,858,362,883.56	39,315,750,000.00	13,000,000,000.00	26,315,750,000.00
189,914,857.35	Law and Justice Sector	49	149,653,750.20	15,000,000.00	-	15,000,000.00
	Regional Planning Sector	50	-	250,000,000.00	-	250,000,000.00
4,376,781,864.81	Social Sector	51	860,551,381.18	10,461,400,000.00	3,000,000,000.00	7,461,400,000.00
24,307,644,002.64	Total Capital Expenditure by Sector		11,048,170,055.32	56,402,700,000.00	16,000,000,000.00	40,402,700,000.00
2,465,678,099.31	Closing Balance		3,899,090,449.85	3,550,640,000.00	4,644,190,000.00	- 1,093,550,000.00


Pastor (Mrs) Queen Elizabeth Agwu
 Accountant-General
 Ebonyi State

OFFICE OF THE ACCOUNTANT-GENERAL, EBONYI STATE
STATEMENT NO 2: STATEMENT OF ASSETS AND LIABILITIES

	Previous Year 2014	Description	Note	Actual 2015
	N			N
		Assets:		
		Liquid Assets		
	8,999,755,029.66	Treasuries and Banks	20	7,443,972,827.63
	-	Fixed Deposits	21	18,300,000,000.00
	8,999,755,029.66	Total Liquid Assets		25,743,972,827.63
	484,034,401.30	Investments	22	396,371,938.17
	109,729,088.03	Advances	23	24,105,907.56
	12,647,696,855.98	Liability over Assets		2,978,809,406.88
	22,241,215,374.97	Total Assets		29,143,260,080.24
		Public Funds and Liabilities:		
		Public Funds		
	6,227,623,916.05	Consolidated Revenue Fund		3,567,447,470.49
	2,465,486,099.31	Capital Development Fund		3,899,090,449.85
	8,693,110,015.36	Total Public Funds		7,466,537,920.34
		Liabilities		
	7,583,555,400.46	External Loans	24	9,291,820,211.82
	5,964,549,959.15	Internal Loans	25	12,384,901,948.08
	13,548,105,359.61	Total Liabilities		21,676,722,159.90
	22,241,215,374.97	Total Public Fund and Liabilities		29,143,260,080.24

Previous year 2014	Description	Note	Actual 2015
N			N
Cash Flow From Operating Activities			
	Receipts		
49,603,470,018.06	Allocation From Federation Accounts	1	27,207,300,829.94
7,982,360,080.27	Independent Revenue	2	3,598,843,568.83
	Total Receipts		30,806,144,398.77
	Payments		
16,231,641,480.05	Compensation of Employees	3	3,481,070,238.46
1,394,255,428.57	Social Benefits	4	993,865,099.92
10,448,563,439.33	Overhead Costs	5	7,650,317,611.67
-	Local Governments Grants and Contribution	6	524,262,502.42
-	Subventions to Parastatals	7	9,039,880,437.13
	BTL Payments	8	79,955.82
1,000,471,461.20	Subsidy: Private Entities	9	43,599,963.04
	Total Payments		21,733,075,808.46
28,510,898,289.18	Net Cash Flow From Operating Activities		9,073,068,590.31
Cash Flow From Investing Activities			
-	Value Added Tax	10	7,133,326,338.71
-	Excess Crude	11	85,726,117.63
- 1,741,360,545.74	Aministrative Sector	12	- 1,179,602,040.38
- 17,999,586,734.74	Economic Sector	13	- 8,858,362,883.56
- 189,914,857.35	Law and Justice Sector	14	- 149,653,750.00
-	Regional Planning Sector	15	-
- 4,376,781,864.81	Social Sector	16	- 860,551,381.18
- 24,307,644,002.64	Net Cash Flow From Investing Activities		- 3,829,117,598.78

Cash Flow From Financing Activities				
-	Proceeds From External Loans			-
3,018,000,000.00	Proceeds From Internal Loans	17		644,190,000.00
- 219,150,963.35	Repayment of External Loans	18	-	246,253,021.44
- 12,291,295,556.27	Repayment of Internal Loans	19	-	7,197,670,172.12
- 9,492,446,519.62	Net Cash Flow From Financing Activities		-	6,799,733,193.56
- 5,289,192,233.08	Net Cash Flows From All Activities		-	1,555,782,202.03
13,224,585,670.38	Cash and Cash Equivalent as at The Beggining			8,999,755,029.66
8,999,755,029.66	Cash and Cash Equivalent as at The End			7,443,972,827.63


Pastor (Mrs) Queen Elizabeth Agwu
 Accountant-General
 Ebonyi State

OFFICE OF THE ACCOUNTANT-GENERAL, EBONYI STATE
STATEMENT NO 1: STATEMENT OF CASH FLOWS

Previous Year 2014 N	Description	Note	Actual 2015 N
Cash Flow From Operating Activities			
Receipts			
49,603,470,018.06	Allocation From Federation Accounts	1	27,207,300,829.94
7,982,360,080.27	Independent Revenue	2	3,598,843,568.83
	Total Receipts		30,806,144,398.77
Payments			
16,231,641,480.05	Compensation of Employees	3	3,481,070,238.46
1,394,255,428.57	Social Benefits	4	993,865,099.92
10,448,563,439.33	Overhead Costs	5	7,650,317,611.67
-	Local Governments Grants and Contribution	6	195,052,394.49
-	Subventions to Parastatals	7	9,039,880,437.13
	BTL Payments	8	79,955.82
1,000,471,461.20	Subsidy: Private Entities	9	43,599,963.04
	Total Payments		21,403,865,700.53
28,510,898,289.18	Net Cash Flow From Operating Activities		9,402,278,698.24
Cash Flow From Investing Activities			
-	Value Added Tax	10	7,133,326,338.71
-	Excess Crude	11	85,726,117.63
- 1,741,360,545.74	Aministrative Sector	12	- 1,179,602,040.38
-17,999,586,734.74	Economic Sector	13	- 8,858,362,883.56
- 189,914,857.35	Law and Justice Sector	14	- 149,653,750.00
-	Regional Planning Sector	15	-
- 4,376,781,864.81	Social Sector	16	- 860,551,381.18
-24,307,644,002.64	Net Cash Flow From Investing Activities		- 3,829,117,598.78
Cash Flow From Financing Activities			
-	Proceeds From External Loans		-
3,018,000,000.00	Proceeds From Internal Loans	17	644,190,000.00
- 219,150,963.35	Repayment of External Loans	18	- 246,253,021.44
-12,291,295,556.27	Repayment of Internal Loans	19	- 7,197,670,172.12
- 9,492,446,519.62	Net Cash Flow From Financing Activities		- 6,799,733,193.56
- 5,289,192,233.08	Net Cash Flows From All Activities		- 1,555,782,202.03
13,224,585,670.38	Cash and Cash Equivalent as at The Beggining		8,999,755,029.66
8,999,755,029.66	Cash and Cash Equivalent as at The End		7,443,972,827.63



Pastor (Mrs) Queen Elizabeth Agwu
Accountant-General
Ebonyi State