



EBONYI STATE GOVERNMENT OF NIGERIA

ACCOUNTANT-GENERAL'S

R E P O R T

WITH

FINANCIAL STATEMENTS

FOR THE YEAR ENDED

31ST DECEMBER, 2016

RESPONSIBILITY FOR THE FINANCIAL STATEMENTS

The financial statements of Ebonyi State Government of Nigeria for the year ended 31st December, 2017, have been prepared by me in accordance with the International Public Sector Accounting Standards (IPSAS), and the Guideline issued by the Federation Allocation Account Committee (FAAC) Sub-Committee on IPSAS implementation.

IPSAS 24 requires that an entity shall present a Comparison of Budget Amount for which it is held publicly accountable and Actual Amount either as a separate additional Financial Statement **or** as additional budget columns in the Financial Statements. Ebonyi State Government opted for the former.

IPSAS 33 requires that recognition and/or measurement of Assets/or Liabilities can be recognized for reporting within 3 years following the date of adoption. Ebonyi State Government adopted Accrual Basis IPSAS in 1st January, 2016 and has recognized and/or measured all Assets/Liabilities in the 2018 Financial Statements.

ACCOUNTING AND REPORTING

All responsibilities bestowed on me as listed below have been fulfilled:

- a. Ensuring that adequate system of internal controls are maintained to safeguard assets and provide reasonable assurance that the transactions as recorded are within statutory authority; and also that the use of all public financial resources by the Government are properly recorded.

- b. Ensuring that proper books and records of accounts were kept to ensure that the Financial Statements reflect the financial position of Ebonyi State Government and its operations for the year ended 31st December, 2017.

In compliance with IPSAS 33, I have prepared the following financial statements as at 31st December 2017.

1. Statement of Financial Performance
2. Statement of Financial Position
3. Statement of Cash flow
4. Statement of Changes in Net Assets/Equity
5. Statement of Comparison of Budget and Actual Amount
6. Notes to the Financial Statements

In my opinion, the consolidated financial statements and the Notes thereto reflect the financial position of Ebonyi State Government of Nigeria as at 31st December, 2017.



Pastor (Mrs) Queen Elizabeth Agwu
Accountant-General
Ebonyi State

STATEMENT OF SIGNIFICANT ACCOUNTING POLICIES

The financial statements with the notes thereto reflect the financial position of Ebonyi State Government of Nigeria for the year ended 31st December, 2017. They show the various sources and uses of funds by the Government for the year under review.

The significant accounting policies adopted in the preparation of the financial statements are as stated below:

BASIS OF ACCOUNTING

Both the accounting and financial statements were based on Accrual Basis IPSAS and on historical cost.

ASSETS AND LIABILITIES

Assets were stated at their net values while liabilities were recognized in full. The recognition and/or measurement of Assetz/or Liabilities acquired or inherited from Abia and Enugu States before 1st January, 2011 is expected to be completed before 31st December, 2018 by the State Executive Council directive for inclusion in the 2018 Financial Statement.

PROPERTY, PLANTS AND EQUIPMENT (PP&E)

Property, plants and equipment (PP&E) include:

- a. Infrastructure – Water Assets which include Boreholes, Dams, Water Pipes and other assets that are tied to Water Projects
- b. Infrastructure – Other Assets include Road Networks, Electrifications and Bridges (Assets grouped under constructions are on-going construction projects in the State for which substantial amount of money has been paid, these assets were not depreciated in accordance with IPSAS 17.


DEPRECIATION

Assets (PP&E) were depreciated as follows:

➤ Building	-	3%
➤ Infrastructure – Water	-	5%
➤ Infrastructure – others	-	5%
➤ Plants & Machinery	-	15%
➤ Furniture and Fittings	-	24%
➤ Motor Vehicles	-	20%
➤ Office and other Equipment	-	28%
➤ IT Equipment	-	30%
➤ Intangible Assets	-	25%
➤ Under Constructions	-	0%

FOREIGN CURRENCY

Foreign currency transactions were translated into Naira, the reporting currency, using the exchange rate prevailing as at 31st December, 2017.



Pastor (Mrs) Queen Elizabeth Agwu
Accountant-General
Ebonyi State

Note 2 Revenue from Non Exchange Transactions	₦
Statutory Allocation	24,251,950,003.81
Value Added Tax	8,372,571,061.21
Exchange Rate Difference Gain	1,442,992,952.50
Excess Crude Allocation	304,859,030.29
Non Oil Revenue	361,151,823.00
Budget Support Allocation	8,255,000,000.00
Paris Club Refund	12,247,984,837.20
Forex Equalization	168,745,112.04
Taxes - Office of the Accountant-General	318,579,144.47
Taxes - Board of Internal Revenue	3,315,508,142.00
Taxes - Ministry of Works and Transport	22,183,000.00
Licences - Board of Internal Revenue	121,663,659.00
Licences - Ministry of Works and Transport	3,055,500.00
Fines - Ministry of Works and Transport	617,000.00
Fines - Abakaliki Capital Territory Development Board	960,000.00
Fines - Ebonyi State Ministry of Environment	2,591,500.00
Fines - Judiciary High Court	695,340.00
Total Non Exchange Revenue	59,191,108,105.52
Note 3 Revenue from Exchange Transactions	
Fees - Cabinet office	220,000.00
Fees - Liason office Abuja	332,000.00
Fees - Ministry of Information and State Orientation	27,241,152.00
Fees - Ministry of Agriculture and Natural Resources	76,033,285.00
Fees - Ministry of Commerce and Industry	297,986,595.00
Fees - Ministry of Culture and Tourism	1,473,000.00
Fees - Ministry of Works and Transport	81,545,340.00
Fees - Office of the Surveyor General	7,366,733.00
Fees - Ministry of Water Resources	518,400.00
Fees - Ministry of Lands and Survey	57,579,240.00
Fees - Ministry of Solid Minerals	59,457,500.00
Fees - Ebonyi State Fire Service	1,813,040.00
Fees - Abakaliki Capital Territory Dev. Board	78,976,832.00
Fees - Ministry of Justice	3,397,130.00
Fees - Judiciary High Court	23,834,942.00
Fees - Customary Court of Appeal	2,252,240.00
Fees - Ministry of Education	39,189,426.00
Fees - SUBEB (HQ)	1,683,000.00
Fees - Examination Development Centre	105,015,800.00
Fees - Ministry of Youth and Sports	331,000.00
Fees - Ministry of Women Affairs and Social Dev.	861,300.00
Fees - Ministry of Environment	5,926,680.00
Fees - Ebonyi State Environmental Protection Agency	4,540,800.00
Fees - Ministry of Health	8,391,520.00
Fees - School of Health Technology Ngbo	12,005,000.00
Fees - Ebonyi State Hospitals Management Board	3,728,500.00
Fees - Sub Total	901,700,455.00
Sales - Government Poultry Farm Complex	7,452,940.00
Sales - Head of Service	107,800.00
Sales - Ministry of Water Resources	18,500.00
Sales - Ministry of Health	1,062,580.00
Sales - Sub Total	8,641,820.00

Earnings - Office of the Accountant-General	1,579,207,211.31
Earnings - Office of the Head of Sevice	725,000.00
Earnings - Ebonyi State Council for Arts and Culture	406,000.00
Earning-Ministry of Finance and Economic Development	56,791,354.00
Earning- State Fire Service	2,038,900.00
Earning-Ebonyi State Sports Council	1,637,000.00
Earnings - Sub Total	1,640,805,465.31
Reimbursement-Office of the Accountant-General	112,619,002.38
Reimbursement-Sub Total	112,619,002.38
Rent - Ministry of Commerce and Industry	350,000.00
Rent-Tourism Board	5,935,500.00
Rent-Ebonyi State Sports Council	385,500.00
Rent - Sub Total	6,671,000.00
Total Exchange Transaction	2,670,437,742.69
Note 4 Employee Compensation	
Office of the Executive Governor	907,470,977.80
Office of the Deputy Governor	31,821,905.04
Department of Border Security and Conflict Resolution	13,183,300.76
Ebonyi State Emergency Management Agency	17,351,099.19
Office of the Secretary to the State Government	26,163,021.13
Department of Political Affairs	26,724,818.45
Department of Executive Council Matters (EXCO)	5,629,666.43
Department of Economic Affairs	8,416,957.64
Department of General Services	32,882,005.87
Department of Economic Empowerment & Poverty Alleviation	18,319,971.54
Liason office Lagos	7,580,315.95
Liason office Abuja	12,242,709.56
State Pension Management Board	3,543,000.00
Women Development Centre	26,165,289.06
Ebonyi State House of Assembly	287,066,211.44
Ebonyi State House of Assembly Service Commission	29,156,020.76
Ministry of Information and State Orientation	32,033,976.26
Ebonyi State Broadcasting Cooperation (EBBC)	131,093,405.92
Government Printing Press	10,896,219.09
Ebonyi Printing & Publishing Corporation	29,213,280.13
Office of the Head of Services	14,565,892.57
Admin and General Service Department	9,921,928.21
Public Service and Manpower Develoment	15,928,553.68
Establishment , Pension & Management Services	8,791,595.09
Office of the Auditor General	99,044,239.12
Office of the Auditor General (Local Government)	69,044,570.63
State Civil Service Commission	10,900,086.38
Local Government Civil Service Commission	35,420,751.62
Ebonyi State Independent Electoral Commission	31,125,059.33
Ministry of Agriculture and Natural Resources	245,163,655.83
Ebonyi Agricultural Development Program(EBADEP)	77,619,421.46
Ebonyi State Fertilizer and Chemical Company Ltd.	18,138,970.67
Ministry of Finance and Economic Development	45,329,619.34
Office of the Accountant General	56,182,765.41
Board of Internal Revenue	103,327,469.29

	Revenue Appeal Commission	16,393,361.01
	Ebonyi Investment and Property Development Company	6,204,731.25
	Fiscal Responsibility Commission	31,467,731.59
	Ministry of Commerce and Industry	51,755,555.05
	Ebonyi Building Material Industry Limited	5,627,633.18
	Ministry of Power	69,646,578.70
	Ministry of Solid Minerals	13,690,867.10
	Ministry of Works and Transports	55,198,341.74
	Ebonyi State Road Maintenance Agency	15,343,581.38
	Ministry of Culture and Tourism	28,062,110.64
	Ebonyi State Council for Arts and Culture	29,413,301.23
	Ebonyi State Tourism Board	4,582,470.23
	Ebonyi Hotels Afikpo	2,095,201.10
	Ebonyi State Planning Commission	26,555,247.36
	Ministry of Water Resources	68,450,521.67
	EBRUWASA	12,217,103.41
	Ministry of Land Survey and Housing	55,513,951.43
	Office of the Surveyor-General	24,033,237.67
	Ebonyi State Housing Development Corporation	6,927,522.29
	Judicial Service Commission	6,938,145.28
	Ministry of Justice	64,946,249.41
	High Court of Justice	323,151,870.11
	Customary Court of Appeal	185,046,609.62
	Abakaliki Capital Development Board	53,041,100.82
	Ministry of Education	61,527,054.65
	Ebonyi State Universal Basic Education Board	159,662,528.94
	Ebonyi State Library Board	25,255,694.63
	Examination Development Center	5,871,699.44
	Agency for Mass Literacy	7,699,424.90
	Ebonyi State College of Education	600,720,000.00
	Ebonyi State University	2,568,000,000.00
	Secondary Education Board	2,657,442,997.60
	Ebonyi State Scholarship Board	10,283,237.47
	Ministry of Health	276,393,175.40
	School of Health Technology Ngbo	93,204,899.06
	Ebonyi State Health Management Board	645,129,965.82
	Ebonyi State Environmental Protection Agency	9,344,234.30
	Ministry of Environment	52,589,781.97
	Ministry of Women Affairs and Social Development	78,449,504.11
	Ebonyi State Sports Council	15,071,384.68
	Ministry of Youth and Sports	24,537,548.70
	Ministry of Local Government and Chieftaincy Matters	32,652,182.17
	Total	10,977,597,067.76
	Note 5 Statutory Officers Salaries	
	Executive Governor	7,782,967.56
	Deputy Governor	7,392,752.64
	State Civil Service Commission Members	27,858,136.72
	State Independent Electoral Commission Members	40,783,836.00
	State Judicial Service Commission Members	23,177,799.32
	State Auditor-General	6,410,916.96
	Total	113,406,409.20

	Note 6 Traveling and Transports	
	Office of the Executive Governor	327,784,511.66
	Office of the Deputy Governor	32,267,050.00
	Office of the Secretary to the State Government	390,284,092.54
	Department of Economic Empowerment & Poverty Alleviation	1,007,800.00
	Liason office Lagos	425,000.00
	Liason office Abuja	198,000.00
	Ebonyi State House of Assembly	95,664,000.00
	Ministry of Information and State Orientation	1,700,000.00
	Government Printing Press	195,400.00
	Office of the Head of Services	3,240,000.00
	Public Service and Manpower Development	741,500.00
	Office of the Auditor General	443,720.00
	State Civil Service Commission	2,808,500.00
	Ebonyi State Independent Electoral Commission	1,042,000.00
	Ministry of Agriculture and Natural Resources	5,001,500.00
	Ebonyin State Fertilizer & Chemical Company	180,000.00
	Ministry of Finance and Economic Development	6,070,000.00
	Office of the Accountant General	3,750,500.00
	Board of Internal Revenue	1,080,000.00
	Fiscal Responsibility Commission	5,214,425.00
	Ministry of Commerce and Industry	793,500.00
	Ministry of Power	1,274,100.00
	Ministry of Solid Minerals	1,310,500.00
	Ministry of Works and Transports	156,000.00
	Ministry of Culture and Tourism	660,500.00
	Ebonyi State Planning Commission	880,500.00
	Ministry of Water Resouces	1,950,000.00
	Ministry of Land Survey and Housing	930,000.00
	Office of the Surveyor- General	17,500.00
	Judicial Service Commission	547,000.00
	Ministry of Justice	3,618,000.00
	High Court of Justice	14,333,730.04
	Customary Court of Appeal	4,050,000.00
	Abakaliki Capital Development Board	535,000.00
	Ministry of Education	1,174,000.00
	Ebonyi State Universal Basic Education Board	190,000.00
	Secondary Education Board	2,456,150.00
	Ebonyi State Scholarship Board	7,500.00
	Ministry of Health	1,869,275.00
	Ebonyi State Health Management Board	13,300.00
	Ministry of Enviroment	643,000.00
	Ministry of Women Affairs and Social Development	525,330.00
	Ministry of Youth and Sports	925,800.00
	Ministry of Local Government and Chieftaincy Matters	880,000.00
	Total	918,838,684.24
	Note 7 Utilities - General	
	Office of the Executive Governor	7,254,900.00
	Office of the Deputy Governor	1,500,000.00
	Office of the Secretary to the State Government	247,000.00
	Department of Economic Empowerment & Poverty Alleviation	39,000.00
	Liason office Lagos	502,000.00

	Liason office Abuja	1,373,500.00
	Office of the Auditor General	110,000.00
	Ministry of Finance and Economic Development	292,600.00
	Office of the Accountant General	57,800.00
	Fiscal Responsibility Commission	9,000.00
	Ministry of Power	114,818,601.49
	Ministry of Solid Minerals	8,000.00
	Ebonyi State Planning Commission	43,300.00
	Ministry of Water Resouces	40,250.00
	High Court of Justice	493,040.00
	Ebonyi State Universal Basic Education Board	99,600.00
	Examination Develoment Center	13,490,200.00
	Total	140,378,791.49
	Note 8 Materials and Supplies	
	Office of the Executive Governor	56,144,420.00
	Office of the Deputy Governor	34,989,400.00
	Department of Border Security and Conflict Resolution	885,000.00
	Ebonyi State Council on Public Procurments	400,000.00
	Office of the Secretary to the State Government	5,134,870.00
	Department of Executive Council Matters (EXCO)	1,200,000.00
	Department of Economic Affairs	450,000.00
	Department of Economic Empowerment & Poverty Alleviation	125,035.00
	Liason office Lagos	415,030.00
	Liason office Abuja	2,937,335.00
	Ebonyi State House of Assembly	27,095,000.00
	Ebonyi State House of Assembly Service Commission	1,255,000.00
	Ministry of Information and State Orientation	1,400,000.00
	Government Printing Press	27,277,500.00
	Office of the Head of Services	1,230,000.00
	Admin. and General Service	450,000.00
	Public Service and Manpower Develoment	350,000.00
	Establishment , Pension & Management Services	294,580.00
	State Civil Service Commission	2,070,000.00
	Local Government Civil Service Commission	315,000.00
	Ebonyi State Independent Electoral Commission	46,179,000.00
	Ministry of Agriculture and Natural Resources	104,500.00
	Ministry of Finance and Economic Development	3,340,095.00
	Office of the Accountant General	18,192,550.00
	Board of Internal Revenue	145,000.00
	Fiscal Responsibility Commission	1,772,500.00
	Ministry of Commerce and Industry	1,360,900.00
	Ministry of Power	1,680,200.00
	Ministry of Solid Minerals	267,050.00
	Ministry of Works and Transports	349,000.00
	Ministry of Culture and Tourism	378,750.00
	Ebonyi State Planning Commission	315,700.00
	Ministry of Water Resouces	1,377,800.00
	Ministry of Land Survey and Housing	637,000.00
	Office of the Surveyor-General	107,100.00
	Ministry of Justice	5,006,400.00
	High Court of Justice	10,395,750.00

	Customary Court of Appeal	5,920,000.00
	Abakaliki Capital Development Board	1,213,350.00
	Ministry of Education	373,500.00
	Ebonyi State Universal Basic Education Board	652,500.00
	Examination Development Center	26,665,000.00
	Secondary Education Board	2,249,140.00
	Ebonyi State Scholarship Board	94,250.00
	Ministry of Health	519,600.00
	Ebonyi State Health Management Board	57,400.00
	Ministry of Environment	1,121,600.00
	Ministry of Women Affairs and Social Development	1,026,755.00
	Ministry of Youth and Sports	868,600.00
	Ministry of Local Government and Chieftaincy Matters	80,000.00
	Total	296,869,160.00
	Note 9 Maintenance Services	
	Office of the Executive Governor	559,279,045.97
	Office of the Deputy Governor	18,131,800.00
	Department of Border Security and Conflict Resolution	838,000.00
	Ebonyi State Council on Public Procurement	200,000.00
	Office of the Secretary to the State Government	7,428,825.00
	Liason office Lagos	789,000.00
	Liason office Abuja	3,315,500.00
	Ebonyi State House of Assembly	52,707,408.00
	Ebonyi State House of Assembly Service Commission	100,000.00
	Ministry of Information and State Orientation	2,418,800.00
	Government Printing Press	74,400.00
	Office of the Head of Services	150,000.00
	Public Service and Manpower Development	150,000.00
	Office of the Auditor General	412,440.00
	State Civil Service Commission	466,800.00
	Local Government Civil Service Commission	100,000.00
	Ebonyi State Independent Electoral Commission	646,700.00
	Ministry of Agriculture and Natural Resources	890,000.00
	Ministry of Finance and Economic Development	4,658,500.00
	Office of the Accountant General	2,660,050.00
	Board of Internal Revenue	1,175,500.00
	Fiscal Responsibility Commission	814,500.00
	Ministry of Commerce and Industry	1,370,100.00
	Ministry of Power	141,698,996.00
	Ministry of Solid Minerals	773,950.00
	Ministry of Works and Transport	225,950.00
	Ministry of Culture and Tourism	7,685,000.00
	Ebonyi State Planning Commission	763,000.00
	Ministry of Water Resources	582,470.00
	Ministry of Land Survey and Housing	498,000.00
	Office of the Surveyor-General	333,600.00
	Judicial Service Commission	2,480,000.00
	Ministry of Justice	5,156,500.00
	High Court of Justice	7,558,091.32
	Customary Court of Appeal	8,737,000.00
	Abakaliki Capital Development Board	438,100.00

	Ministry of Education	1,256,500.00
	Ebonyi State Universal Basic Education Board	323,000.00
	Secondary Education Board	2,159,730.00
	Ebonyi State Scholarship Board	3,000.00
	Ministry of Health	896,000.00
	Ebonyi State Health Management Board	50,150.00
	Ministry of Environment	422,500.00
	Ministry of Women Affairs and Social Development	1,793,560.00
	Ministry of Youth and Sports	689,500.00
	Ministry of Local Government and Chieftaincy Matters	-
	Total	843,301,966.29
	Note 10 Training and Capacity Building	
	Office of the Executive Governor	23,100,000.00
	Office of the Deputy Governor	535,000.00
	Ebonyi State House of Assembly	30,500,000.00
	Ministry of Information and State Orientation	3,190,000.00
	State Civil Service Commission	1,645,000.00
	Ministry of Agriculture and Natural Resources	305,000.00
	Fiscal Responsibility Commission	13,306,000.00
	High Court of Justice	10,690,000.00
	Customary Court of Appeal	1,392,000.00
	Ministry of Education	10,595,500.00
	Ministry of Women Affairs and Social Development	-
	Total	95,258,500.00
	Note 11 Security and Safety Services	
	Office of the Executive Governor	3,248,471,730.00
	Office of the Deputy Governor	1,500,000.00
	Department of Border Security and Conflict Resolution	175,000.00
	Office of the Secretary to the State Government	150,976,322.80
	House of Assembly Service Commission	34,820.00
	Ebonyi State House of Assembly	65,450,000.00
	Ministry of Agriculture and Natural Resources	46,914,120.00
	Ministry of Finance and Economic Development	1,121,400.00
	Office of the Accountant General	325,610.00
	Fiscal Responsibility Commission	516,575.00
	Ministry of Commerce and Industry	1,225,000.00
	Ministry of Culture and Tourism	3,538,000.00
	Ebonyi State Planning Commission	7,000.00
	Ministry of Land Survey and Housing	2,033,500.00
	Ministry of Education	70,000.00
	Ebonyi State Universal Basic Education Board	256,000.00
	Secondary Education Board	231,050.00
	Ministry of Health	40,000.00
	Ministry of Environment	278,000.00
	Total	3,523,164,127.80
	Note 12 Consulting and Professional Services	
	Office of the Executive Governor	8,543,610.00
	Ministry of Finance and Economic Development	84,000.00
	Ministry of Justice	106,467,500.00
	Ebonyi State Universal Basic Education Board	100,000.00
	Total	115,195,110.00

	Note 13 Fuelling and Lubricants	
	Office of the Executive Governor	293,745,522.25
	Office of the Deputy Governor	70,634,313.00
	Department of Border Security and Conflict Resolution	505,000.00
	Office of the Secretary to the State Government	10,982,905.00
	Department of Economic Affairs	100,000.00
	Department of Economic Empowerment & Poverty Alleviation	45,250.00
	Liason office Lagos	1,056,114.50
	Liason office Abuja	7,486,860.00
	Ebonyi State House of Assembly	32,308,500.00
	Ebonyi State House of Assembly Service Commission	1,030,000.00
	Ministry of Information and State Orientation	4,600,000.00
	Government Printing Press	100,900.00
	Head of Service	1,360,000.00
	Admin and General Service Department	50,000.00
	Office of the Auditor General	583,650.00
	Local Government Civil Service Commission	635,000.00
	Ebonyi State Independent Electoral Commission	2,107,300.00
	Ministry of Agriculture and Natural Resources	641,500.00
	Ministry of Finance and Economic Development	1,287,555.00
	Office of the Accountant General	3,475,810.00
	Fiscal Responsibility Commission	31,000.00
	Board of Internal Revenue	169,000.00
	Ministry of Commerce and Industry	828,900.00
	Ministry of Power	87,539,543.95
	Ministry of Solid Minerals	442,300.00
	Ministry of Works and Transports	122,050.00
	Ministry of Culture and Tourism	1,708,550.00
	Ebonyi State Planning Commission	276,000.00
	Ministry of Water Resouces	403,100.00
	Ministry of Land Survey and Housing	955,000.00
	Office of the Surveyor-General	310,800.00
	Judicial Service Commission	4,620,000.00
	Ministry of Justice	347,000.00
	High Court of Justice	10,855,388.64
	Customary Court of Appeal	5,040,000.00
	Abakaliki Capital Development Board	529,850.00
	Ministry of Education	448,000.00
	Ebonyi State Universal Basic Education Board	1,942,400.00
	Secondary Education Board	1,873,630.00
	Ebonyi State Scholarship Board	61,750.00
	Ministry of Health	935,000.00
	Ebonyi State Health Management Board	62,150.00
	Ministry of Enviroment	665,000.00
	Ministry of Local Government and Chieftaincy Matters	770,000.00
	Total	553,672,592.34
	Note 14 Financial Charges	
	Office of the Executive Governor	165,779.25
	Office of the Secretary to the State Government	3,600,654.13
	Office of the Accountant- General	30,780.00
	Total	3,797,213.38

	Note 15 Loan Repayments	
	Internal Loan	
	Excess Crude Loan	1,079,671,147.08
	Salary Bail out Loan	69,530,822.40
	CACs Loans	1,057,180,104.09
	Sub Total	2,206,382,073.57
	External Loan	401,215,204.13
	Grand Total	2,607,597,277.70
	Note 16 Depreciation/Amortization	
	Building	1,157,026,405.84
	Infrastructure - Water	676,751,018.92
	Infrastructure - Others	4,141,532,894.37
	Plant and Machinery	1,014,001,995.04
	Furniture and Fittings	200,836,616.56
	Motor Vehicle	580,073,332.24
	Office and Other Equipment	162,360,179.46
	Intangible Assets	2,636,875.00
	IT Equipment	76,232,985.36
	Total	8,011,452,302.79
	Note 17 Other Recurrent Expenses	
	Refreshment and Meals	164,571,250.00
	Publicity and Advertisements	237,896,825.90
	Medical Expenses	1,936,440.00
	Wardrob Allowances	8,000,000.00
	Postage and Courier Services	499,750.00
	Welfare Packages	3,173,443,022.00
	Subscription to Professional Bodies	6,532,000.00
	Special Day Celebrations	323,612,550.00
	Sporting Activities	8,500,000.00
	FAAC Processing Expences	1,165,000.00
	Annual Budget Expenses	5,093,020.00
	Agric Related Programme Expences	187,500,000.00
	Expatriate Allowances	28,970,000.00
	Gender Related Expenses	1,000,000.00
	Foreign Scholarship Scheme	143,683,840.00
	Government Donations	1,037,033,759.00
	Common Services(Committes)	219,534,049.00
	Government House Upkeep	6,476,000.00
	State Youth Empowerment	347,800,000.00
	Stablization fund charges	332,913,561.73
	Environment Cleanliness	353,000,000.00
	Acquisition of Land	28,609,411.00
	Counterpart Funding	1,264,276,974.12
	Pension/Gratuity	1,919,154,598.58
	Overhead Subventions to Parastatals	99,254,707.00
	Total	9,925,151,758.33
	Note 18 Receivables	
	Statutory Allocations	3,009,812,315.46
	Value Added Tax	779,499,166.75
	Interest from Fixed Deposits	177,125,570.50
	Forex Equalization	168,745,112.04
	Total	4,135,182,164.75

Note 19 Cash and Cash Equivalents		
MINISTRY OF POWER AND ENERGY		12,472,448.05
EBONYI HOTELS AFIKPO		
HIGH COURT		3,631,721.31
LIBRARY BOARD		67,301.89
CULTURE & TOURISM		201,551.25
ARTS & CULTURE		848.32
SURVEYOR GENERAL'S OFFICE		2,826.78
MINISTRY OF WATER RESOURCES		199,352,825.12
MINISTRY OF YOUTH AND SPORTS		97,332.86
EBONYI STATE JUDICIAL SERVICE COMMISSION		71,944.05
MINISTRY OF LANDS, SURVEY & HOUSING		701,259,017.12
EBONYI STATE TOURISM BOARD		1,707.58
SCHOLARSHIP BOARD		44,929,126.97
EXAMINATION DEVELOPMENT CENTER		2,760,048.96
SSG'S OFFICE		208,238,521.35
OFFICE OF THE GOVERNOR, GOVT. HOUSE		415,372,238.44
ACTDB		800,357.57
MINISTRY OF JUSTICE		13,162.36
AGENCY FOR MASS LIT.		53,343.48
MINISTRY OF HEALTH		4,282.24
MINISTRY OF WOMEN AFFAIRS		1,603.38
HOSPITAL MANAGEMENT BOARD		6,575,740.40
CIVIL SERVICE COMMISSION		5,147.93
LOCAL GOVERNMENT SERVICE COMMISSION		113,017.22
HOUSE OF ASSEMBLY SERVICE COMMISSION		7,474.87
MINISTRY OF LOCAL GOVERNMENT AND CHIEFTAINCY MATTERS		524.81
EBADEP		40,306.99
MIN. OF AGRICULTURE & NATURAL RESOURCES		2,877.78
MINISTRY OF WORKS & TRANSPORT		44,237,373.78
EBROMA		44,572,244.25
HOUSING DEVELOPMENT CORPORATION		60,590.22
OFFICE OF THE HEAD OF SERVICE		154,159.80
PSU-MDG/CGS		8,472,368.22
MINISTRY OF ENVIRONMENT EBS		10,879,888.00
SCHOOL OF HEALTH EZZAMGBO		73,918.03
MINISTRY OF COMMERCE & INDUSTRY		8,287,547.53
EBONYI STATE PLANNING COMMISSION		972.27
EBONYI STATE IND. ELECTORAL COMMISSION		2,051,295.13
MINISTRY OF SOLID MINERAL		13,415.63
WOMEN DEVELOPEMENT CENTRE		173,129.11
EBS HOUSE ASSEMBLY		130,372.20
DEPUTY GOVERNORS OFFICE		854.25
GOVERNMENT PRINTING PRESS		66,890.02
EBONYI STATE RURAL(EBSRUWASSA)		10,873.22
EBSEMA		4,483.27
FISCAL RESPONSIBILITY		17,954.96
MINISTRY OF FINANCE & ECO.,DEV.		3,649.94
MINISTRY OF EDUCATION		5,407.04
SUBEB		2,726,340,812.77
SECONDARY EDUCATION BOARD		1,029,318.20

	MINISTRY OF INFORMATION	47,039,668.78
	EBBC	4,003,120.05
	NEWSPAPERS & PUBLISHING CORP	65,639.94
	FADAMA III	10,368,301.17
	CUSTOMARY COURT	95,876.23
	EBONYI STATE AUDIT	2,520.90
	EBONYI STATE BOARD OF INTERNAL REVENUE	62,961.13
	OFFICE OF THE ACCOUNTANT GENERAL	6,443,969,435.39
	EBSG ADP- IITA PROJECT	40,306.99
	LIASON OFFICE ABUJA	1,026.56
	LIASON OFFICE LAGOS	18,159.40
	TOTAL CASH HELD BY MDAs	10,948,331,833.46
	SUB-TREASURY OHAOZARA	89,932.56
	SUB-TREASURY OWUTU EDDA	-
	SUB-TREASURY ONICHA	1,994.24
	SUB-TREASURY ISHIELU	-
	SUB-TREASURY AFIKPO	1,146.82
	SUB-TREASURY ABAKALIKI	352.30
	ISHIAGU SUB-TREASURY	-
	SUB-TREASURY ONUKE	-
	SUB-TREASURY OBIOZARA	552.30
	SUB-TREASURY IKWO	-
	TOTAL CASH HELD BY TREASURIES	93,978.22
	Sub Total - Banks and Treasury	10,948,425,811.68
	Fixed Deposits	
	Zenith Bank Plc	3,000,000,000.00
	Fidelity Bank	3,000,000,000.00
	UBA Plc	8,000,000,000.00
	Sub Total - Fixed Deposits	14,000,000,000.00
	Total Cash and Cash Equivalents	24,948,425,811.68
	Note 20 Short Term	100,000,000.00
	Prepayments represents recoverable Short term to Ebonyi state Fertilizer Blending Company as follows	
	Ebonyi State Fertilizer Blending Company	158,407,000.00
	Ebonyi State Rice World	200,000,000.00
	Total	358,407,000.00

	Note 22 Intangible Assets	
	Opening	9,712,500.00
	Addition for the year	835,000.00
	Amortisation	- 2,636,875.00
	Written Down Value	7,910,625.00
	Note 23 Financial Assets	
	FIRST BANK	50,798,670.75
	FIDELITY BANK	8,611,134.00
	STERLING BANK	5,098,824.69
	UNION BANK	359,800.50
	FCMB	13.52
	DIAMOND BANK	7,590,000.00
	ZENITH BANK	31,988,801.15
	ACCESS BANK	1,871,484.05
	UAC	50,577,419.50
	UNILEVER	39,263,734.00
	ROYAL EXCHANGE ASSURANCE	2,235,334.50
	EMMENITE	4,000,756.00
	PZ	21,629,993.80
	ASHAKA CEMENT	29,324,350.00
	CAPL	91,217.60
	MRS	5,810,815.92
	NESTLE	451,500.00
	GUINNESS	22,274,000.00
	OANDO	20,673.60
	CADBURY	17,321.50
	NBL	49,147,680.00
	FORTE	611,160.00
	WESTMINSTER DREDGING	408,576.00
	NEIMETH INT PHARM	11,125,000.00
	GSK	72,538.00
	MOBIL	114,240.00
	ANAMMCO	15,417,360.00
	ALEX	32,459,539.09
	EBSU MICROFINANCE	5,000,000.00
	Total Financial Assets	396,371,938.17
	Note 24 Employee Benefits	79,541,000.00
	This represents the arrears of Corpers Allowances the EBSG is committed to pay within the next 12 months	
	Note 25 Pension and Gratuity	477,932,719.43
	This represents the arrears of Gratuity the EBSG is committed to pay within the next 12 months	
	Note 26 Financial Liabilities	
	Foreign Loan	31,282,856.03
	Bail out	5,794,235.20
	Excess Crude	89,972,595.59
	CACs	178,792,992.84
	Total Financial Liabilities	305,842,679.66

	Note 27 Pension and Gratuity	
	Pension	182,864,920.95
	Gratuity	1,196,910,243.88
	Total	1,379,775,164.83
	This represents the arrears of Pension & Gratuity the EBSG is committed to pay after the next 12 months	
	Note 28 Financial Liabilities	
	Internal Loans	
	Bail out	1,216,789,392.00
	Excess Crude	18,984,217,669.49
	CACs1	635,994,652.94
	CACs2	5,900,168,763.72
	Sub Total	26,737,170,478.15
	Foreign Loan	
	Ebonyi State -HIV/AIDS Programme-IDA	1,116,716,229.00
	Ebonyi State- Health System Development -IDA	1,082,945,549.27
	Ebonyi State-Community Based Urban Dev. Project -IDA	5,714,637,787.51
	Ebonyi State -Universal Basic Education-IDA	1,141,670,756.14
	Ebonyi State -Community Based Poverty Reduction-IDA	1,339,871,522.44
	Ebonyi State - Community and Social Dev. Project	1,658,663,227.66
	Ebonyi State Third National Fadama Dev. Project	2,095,894,687.59
	Ebonyi State Health System Dev. Project(Addtn Financing)	553,991,099.54
	Ebonyi State-Second HIV/AIDS Program Dev. Project	792,103,224.10
	Ebonyi State-Nigeria Erosion and Watershed Mgt Proj.	7,269,231,286.68
	Sub Total	22,734,442,513.05
	Total Financial Liabilities	49,471,612,991.20
	Note 29 Net Assets/Equity	
	Accumulated Surplus	38,290,603,593.41
	Reserves	96,234,348,919.90
	Total	134,524,952,513.31
	Note 30 Allocations from Federation Accounts	
	Statutory Allocations from Federation Account	22,507,723,723.00
	VAT Allocation from Federation Account	8,327,018,409.00
	Excess Crude Allocation from FAAC	540,675,379.32
	Exchange Rate Difference	1,739,904,114.00
	Paris Club Refund	12,247,984,837.20
	Non Oil Revenue	361,151,823.00
	Total	45,724,458,285.52
	Note 31 Internally Generated Revenue	
	Taxes	3,656,270,286.47
	Licences	124,719,159.00
	Fines	4,863,840.00
	Fees	901,700,455.00
	Sales	8,641,820.00
	Earnings	167,227,071.19
	Reimbursements	112,619,002.00
	Rent	6,671,000.00
	Total	4,982,712,633.66

	Note 32 Employee Compensation	
	Employee Compensation 1/1/2017	188,787,663.20
	Reported in statement of Financial Performance 31/12/2017	11,091,003,476.96
	Employee Compensation (Prepayment) 1/1/2017	- 168,000,000.00
	Employee Compensation 31/12/2017	- 79,541,000.00
	Cash Flows	11,032,250,140.16
	Note 33 Overhead Cost	
	Traveling and Transports	918,838,684.24
	Utilities - General	140,378,791.49
	Material and Supplies	296,869,160.00
	Maintenance Services	843,301,966.29
	Training and Capacity Building	95,258,500.00
	Consulting and Professional Services	115,195,110.00
	Fuelling and Lubricants	553,672,592.34
	Financial Charges	3,797,213.38
	Refreshment and Meals	164,571,250.00
	Honorarium and Sitting Allowances	24,695,000.00
	Publicity and Advertisements	237,896,825.90
	Medical Expenses	1,936,440.00
	Wardrob Allowances	8,000,000.00
	Postage and Courier Services	499,750.00
	Welfare Packages	3,173,443,022.00
	Subscription to Professional Bodies	6,532,000.00
	Special Day Celebrations	323,612,550.00
	Sporting Activities	8,500,000.00
	FAAC Processing Expences	1,165,000.00
	Annual Budget Expenses	5,093,020.00
	Expatriate Allowances	28,970,000.00
	Gender Related Expenses	1,000,000.00
	Foreign Scholarship Scheme	143,683,840.00
	Common Services(Committes)	219,534,049.00
	Government House Upkeep	6,476,000.00
	State Youth Empowerment	347,800,000.00
	Stablization fund charges	332,913,561.73
	Environment Cleanliness	353,000,000.00
	Acquisition of Land	28,609,411.00
	Total	8,385,243,737.37


	Note 34 Service wide Vote	
	Security and Safety Services	3,523,164,127.80
	Government Donations	1,037,033,759.00
	Total	4,560,197,886.80
	Note 35 Programme Related Expences	
	Counterpart Funding	1,264,276,974.12
	Agricultural Programme Expences	305,727,406.64
	Total	1,570,004,380.76
	Note 36 Pension/ Gratuity	
	Pension	1,441,221,879.59
	Gratuity	491,383,585.50
	Total	1,932,605,465.09
	Note 37 Term Loans	
	Ebonyi State Fertilizer Blending Company LTD	58,407,000.00
	Ebonyi State Rice World LTD	200,000,000.00
	Total	258,407,000.00
	Note 38 Repayment of Internal Loans	
	Excess Crude Loan	1,079,671,147.08
	Salary Bail out Loan	69,530,822.40
	CACs Loans	1,060,213,983.20
	Sub Total	2,209,415,952.68

Deputy Gov	96,280,811.35
Head of Service	1,500,000.00
EBBC	9,880,000.00
EBHA	75,000,000.00
Min. Of Information	3,678,000.00
Office of the Governor	320,108,306.96
SSG	1,339,140,000.00
Administrative	1,845,587,118.31
Min of Works	20,340,596,376.34
EBROMA	74,000,000.00
Min of water	1,053,071,510.69
Min of Land	3,927,998,536.11
Min. Of Agric	152,374,273.10
Min of Power	1,545,439,026.05
Ministry of Culture & Tourism	13,000,000.00
Eboyi Rice World	336,019,835.74
Min of Solid Mineral	835,000.00
Accountant-General	343,323,520.90
Economic	27,786,658,078.93
Judicial Service Commission	12,187,500.00
Judiciary High Court	182,800,275.72
Customary Court of Appeal	11,300,000.00
Law and Justice	206,287,775.72
Regional	-
Sch.of Nursing	110,362,031.31
Min. Of Education	22,328,332.50
Min of Enviroment	103,962,698.00
Min of Health	459,298,760.56
Min of Youth and Sports	343,659,237.97
EBSU	7,627,500.00
Social	1,047,238,560.34
Grand Total	30,885,771,533.30

Note 21 Property, Plants and Equipment										
Descriptions	Building	Infrastructure Water	Infrastructure Others	Plants and Machinery	Furniture and Fittings	Motor Vehicles	Office & Other Equipment	Under Constructions	IT Equipments	Total
	N	N	N	N	N	N	N	N	N	N
Opening bal. 1/1/17	33,236,561,569.63	12,671,229,803.98	69,749,684,671.66	4,948,648,532.36	234,384,343.01	1,460,251,661.22	535,095,365.47	10,514,225,632.01	155,451,643.98	133,505,533,223.32
Reclassified	171,244,294.28	-	4,749,736,247.91	425,900,592.58	-	-	-	5,346,881,134.77	-	0.00
Additions	5,159,740,997.51	863,790,574.33	8,331,236,967.92	1,385,464,175.33	603,378,192.66	1,440,115,000.00	44,762,418.31	12,957,789,900.01	98,658,307.23	30,884,936,533.30
	38,567,546,861.42	13,535,020,378.31	82,830,657,887.49	6,760,013,300.27	837,762,535.67	2,900,366,661.22	579,857,783.78	18,125,134,397.25	254,109,951.21	164,390,469,756.62
Depreciation	1,157,026,405.84	676,751,018.92	4,141,532,894.37	1,014,001,995.04	200,836,616.56	580,073,332.24	162,360,179.46	-	76,232,985.36	8,008,815,427.79
Written Down Value 31/12/17	37,410,520,455.58	12,858,269,359.39	78,689,124,993.12	5,746,011,305.23	636,925,919.11	2,320,293,328.98	417,497,604.32	18,125,134,397.25	177,876,965.85	156,381,654,328.83


**STATEMENT OF FINANCIAL PERFORMANCE
FOR THE PERIOD ENDED DECEMBER 31,2017**

		DECEMBER,31 2017	DECEMBER,31 2016
Revenue	NOTE	₦	₦
Non Exchange Transactions	2	59,191,108,105.52	40,230,876,607.79
Exchange Transactions	3	2,670,437,742.69	1,841,525,972.71
Total Revenue		61,861,545,848.21	42,072,402,580.50
Less Recurrent Expenditure			
Employees Compensations	4	10,977,597,067.76	10,321,596,940.70
Statutory Officers Salaries	5	113,406,409.20	-
Traveling and Transports	6	918,838,684.24	447,885,622.04
Utilities - General	7	140,378,791.49	165,068,265.71
Material and Supplies	8	296,869,160.00	194,467,177.00
Maintenance Services	9	843,301,966.29	641,440,385.40
Traianing and Capacity Building	10	95,258,500.00	80,423,620.00
Security and Safety Services	11	3,523,164,127.80	2,666,046,514.96
Consulting and Professional Services	12	115,195,110.00	78,009,525.38
Fuelling and Lubricants	13	553,672,592.34	247,228,785.40
Financial Charges	14	3,797,213.38	5,083,109.50
2.5% Local Government Pension Contribution		-	42,504,158.22
25% Subsidy Support for Fertilizers		118,227,406.64	29,556,851.66
Loan Repayment	15	2,607,597,277.70	2,248,356,528.56
Exchange Rate Loss		-	21,044,249.69
Depreciation/Amortization	16	8,011,452,302.79	6,881,199,977.41
Other Recurrent Expenses	17	9,925,151,758.33	12,345,780,324.81
Total Recurrent Expenditure		38,243,908,367.96	36,415,692,036.44
Surplus for the year		23,617,637,480.25	5,656,710,544.06


 Pastor (Mrs) Queen Elizabeth Agwu
 Accountant-General
 Ebonyi State


**STATEMENT OF FINANCIAL POSITION
AS AT DECEMBER 31,2017**

		DECEMBER 31, 2017	DECEMBER 31,2016
DESCRIPTION	NOTE	₦	₦
ASSETS			
CURRENT ASSETS			
Receivables	18	4,135,182,164.75	2,551,210,967.09
Cash and Cash Equivalent	19	24,948,425,811.68	20,869,506,798.59
Prepayments		-	168,000,000.00
Short Term Loan	20	358,407,000.00	100,000,000.00
TOTAL CURRENT ASSETS		29,442,014,976.43	23,688,717,765.68
NON CURRENT ASSETS			
Property, Plants and Equipment	21	156,381,654,328.83	133,175,109,687.32
Biological Assets		11,705,200.00	11,705,200.00
Intangible Assets	22	7,910,625.00	9,712,500.00
Financial Assets	23	396,371,938.17	396,371,938.17
TOTAL NON CURRENT ASSETS		156,797,642,092.00	133,592,899,325.49
TOTAL ASSETS		186,239,657,068.43	157,281,617,091.17
LIABILITIES			
CURRENT LIABILITIES			
Employee Benefits	24	79,541,000.00	188,787,663.20
Pension and Gratuity	25	477,932,719.43	491,383,585.51
Financial Liabilities	26	305,842,679.66	209,643,660.66
TOTAL CURRENT LIABILITIES		863,316,399.09	889,814,909.37
NON CURRENT LIABILITIES			
Pension and Gratuity	27	1,379,775,164.83	1,857,707,884.26
Financial Liabilities	28	49,471,612,991.20	36,897,853,291.73
TOTAL NON CURRENT LIABILITIES		50,851,388,156.03	38,755,561,175.99
TOTAL LIABILITIES		51,714,704,555.12	39,645,376,085.36
NET ASSETS/EQUITY	29	134,524,952,513.31	117,636,241,005.81


 Pastor (Mrs) Queen Elizabeth Agwu
 Accountant-General
 Ebonyi State


STATEMENT OF CASH FLOW
FOR THE PERIOD ENDED DECEMBER 31,2017

OPERATING ACTIVITIES	Note	₦
RECEIPTS		
Allocations from Federation Accounts	30	45,724,458,285.50
Internally Generated Revenue	31	4,982,712,633.66
Total Receipt for State		50,707,170,919.16
PAYMENTS		
Employee Compensation	32	- 11,032,250,140.16
Overhead Cost	33	- 8,385,243,737.37
Service Wide Vote	34	- 4,560,197,886.80
Programme Related Expenses	35	- 1,570,004,380.76
Overhead Subvention to Parastatals		- 99,254,707.00
Pension/Gratuity	36	- 1,932,605,465.09
Total Payments		- 27,579,556,317.18
NET CASH FLOW FROM OPERATING ACTIVITIES		23,127,614,601.98
INVESTING ACTIVITIES		
Interest Received		1,419,831,245.18
Budget Support Allocation		8,255,000,000.00
Short Term Loans	37	- 258,407,000.00
Building		- 5,159,740,997.51
Infrastructure Water		- 863,790,574.33
Infrastructure Others		- 8,331,236,967.92
Plants and Machinery		- 1,385,464,175.33
Furniture and Fittings		- 603,378,192.66
Motor Vehicles		- 1,440,115,000.00
Office and Other Equipment		- 44,762,418.31
IT Equipment		- 98,658,307.23
Other Assets		- 835,000.00
Under Construction Assets		- 12,957,789,900.00
NET CASH FLOW FROM INVESTING ACTIVITIES		- 21,469,347,288.11
FINANCING ACTIVITIES		
Proceeds from Internal Loan		5,000,000,000.00
Repayment of Internal Loans	38	- 2,209,415,952.68
Repayment of External Loans		- 369,932,348.10
NET CASH FLOW FROM FINANCING ACTIVITIES		2,420,651,699.22
NET CASH FLOW FROM ALL ACTIVITIES		4,078,919,013.09
OPENING CASH AND CASH EQUIVALENT		20,869,506,798.59
CLOSING CASH AND CASH EQUIVALENT		24,948,425,811.68


 Pastor (Mrs) Queen Elizabeth Agwu
 Accountant-General
 Ebonyi State


**STATEMENT OF COMPARISON OF BUDGET AND ACTUAL AMOUNT(PREPARED ON CASH BASIS)
FOR THE PERIOD ENDED DECEMBER 31, 2017**

	Actual 2017	Final Budget 2017	Supl. Budget 2017	Original Budget 2017	Variance 2017
	N	N	N	N	N
Revenue from Non Exchange Transactions					
Statutory Allocation from Federation Account	22,507,723,723.00	25,587,070,430.00	-	25,587,070,430.00	- 3,079,346,707.00
Value Added Tax	8,327,018,409.00	10,730,845,989.00	-	10,730,845,989.00	- 2,403,827,580.00
Excess Crude Allocation	540,675,379.32	776,491,728.00	275,333,728.00	501,158,000.00	- 235,816,348.68
Exchange Rate Difference	1,739,904,114.00	2,500,000,000.00	-	2,500,000,000.00	- 760,095,886.00
Budget Support Allocation	8,255,000,000.00	5,500,000,000.00	-	5,500,000,000.00	2,755,000,000.00
Non oil Revenue	361,151,823.00	2,000,000,000.00	-	2,000,000,000.00	- 1,638,848,177.00
Paris Club Refund	12,247,984,837.20	11,016,000,000.00	5,016,000,000.00	6,000,000,000.00	1,231,984,837.20
Taxes	3,656,270,286.47	1,600,000,000.00	-	1,600,000,000.00	2,056,270,286.47
Licences	124,719,159.00	1,000,000,000.00	-	1,000,000,000.00	- 875,280,841.00
Fines	4,863,840.00	1,600,000,000.00	-	1,600,000,000.00	- 1,595,136,160.00
Sub Total(A)	57,765,311,570.99	62,310,408,147.00	5,291,333,728.00	57,019,074,419.00	- 4,545,096,576.01
Revenue from Exchange Transactions					
Fees	901,700,455.00	2,422,000,000.00	-	2,422,000,000.00	- 1,520,299,545.00
Sales	8,641,820.00	1,100,000,000.00	-	1,100,000,000.00	- 1,091,358,180.00
Earnings	1,482,630,802.18	5,500,000,000.00	-	5,500,000,000.00	- 4,017,369,197.82
Rent	6,670,500.00	67,500,000.00	-	67,500,000.00	- 60,829,500.00
Reimbursement	112,619,002.38	7,500,000.00	-	7,500,000.00	105,119,002.38
Sub Total(B)	2,512,262,579.56	9,097,000,000.00	-	9,097,000,000.00	- 6,584,737,420.44
Total Revenue(A+B)=C	60,277,574,150.55	71,407,408,147.00	5,291,333,728.00	66,116,074,419.00	- 11,129,833,996.45
Recurrent Expenditure by Nature of Cost					
Personnel Cost	- 10,918,843,730.96	- 12,030,555,595.72	- 1,755,082,595.72	- 10,275,473,000.00	1,111,711,864.76
Statutory office Holders' Salaries	- 113,406,409.20	- 2,272,000,000.00	-	- 2,272,000,000.00	2,158,593,590.80
Overhead Cost	- 8,385,243,737.37	- 16,854,095,639.00	-	- 16,854,095,639.00	8,468,851,901.63
Service Wide Vote	- 4,560,197,886.80	- 7,374,387,588.75	- 4,545,887,588.75	- 2,828,500,000.00	2,814,189,701.95
Programme Related Expences	- 1,570,004,380.76	- 8,345,650,000.00	-	- 8,345,650,000.00	6,775,645,619.24
Pension/Gratuity	- 1,932,605,465.09	- 2,314,437,866.00	- 1,114,437,866.00	- 1,200,000,000.00	381,832,400.91
Loan Repayments	- 2,579,348,300.78	- 1,978,353,107.00	- 478,353,107.00	- 1,500,000,000.00	- 600,995,193.78
Sub Total(D)	- 30,059,649,910.96	- 51,169,479,796.47	- 7,893,761,157.47	- 43,275,718,639.00	21,109,829,885.51
Capital Expenditure by Sector					
Administrative	- 1,845,587,118.31	- 11,168,663,215.47	- 1,247,261,165.47	- 9,921,402,050.00	9,323,076,097.16
Economic	- 27,786,658,078.93	- 68,081,718,171.08	- 11,002,805,641.08	- 57,078,912,530.00	40,295,060,092.15
Law and Justice	- 206,287,775.72	- 402,379,500.00	- 17,000,000.00	- 385,379,500.00	196,091,724.28
Regional	-	- 136,220,000.00	-	- 136,220,000.00	136,220,000.00
Social	- 1,047,238,560.34	- 17,013,172,979.37	- 2,973,581,279.37	- 14,039,591,700.00	15,965,934,419.03
Sub Total(E)	- 30,885,771,533.30	- 96,802,153,865.92	- 15,240,648,085.92	- 81,561,505,780.00	65,916,382,332.62
Surplus/(Deficit) for the year (C+D+E)	- 667,847,293.71	- 76,564,225,515.39	- 17,843,075,515.39	- 58,721,150,000.00	75,896,378,221.68


Pastor (Mrs) Queen Elizabeth Agwu
Accountant-General
Ebonyi State


**SEGMENT REPORTING
FOR THE YEAR ENDED DECEMBER 31,2017**

Description							
	ADMINISTRATIVE	ECONOMIC	LAW & JUSTICE	REGIONAL	SOCIAL	OTHERS	TOTAL
Revenue	₦	₦	₦	₦	₦	₦	₦
Taxes	-	3,656,270,286.47	-	-	-	-	3,656,270,286.47
Licences	-	124,719,159.00	-	-	-	-	124,719,159.00
Fines	-	-	695,340.00	960,000.00	3,208,500.00	-	4,863,840.00
Sales	7,560,740.00	18,500.00	-	-	1,063,080.00	-	8,642,320.00
Earnings	725,000.00	1,638,443,465.31	-	-	1,637,000.00	-	1,640,805,465.31
Rent	-	6,670,500.00	-	-	-	-	6,670,500.00
Fees	27,793,152.00	583,773,133.00	29,484,312.00	78,976,832.00	181,673,026.00	-	901,700,455.00
Reimbursement	-	112,619,002.38	-	-	-	-	112,619,002.38
Allocations	-	-	-	-	-	55,405,254,820.05	55,405,254,820.05
Total Revenue(A)	36,078,892.00	6,122,514,046.16	30,179,652.00	79,936,832.00	187,581,606.00	55,405,254,820.05	61,861,545,848.21
Expenses							
Personnel Cost	1,951,696,828.57	1,068,940,950.03	580,082,874.42	53,041,100.82	7,323,835,313.84	-	10,977,597,067.68
Statutory Salaries	100,010,804.48	-	23,177,799.32	-	-	-	113,406,409.20
Overhead Cost	7,113,316,250.02	813,031,272.35	214,711,900.00	4,380,000.00	239,804,315.00	-	8,385,243,737.37
Service wide Vote	4,507,771,631.80	41,251,205.00	8,500,000.00	-	2,675,050.00	-	4,560,197,886.80
Programme Related Exp.	50,000,000.00	360,521,212.12	-	-	1,149,700,974.12	-	1,560,222,186.24
Depreciation/Amortisation	-	-	-	-	-	8,011,452,302.79	8,011,452,302.79
Loan Repayments	-	-	-	-	-	2,607,597,277.70	2,607,597,277.70
Other Expenses	-	-	-	-	-	99,254,707.00	99,254,707.00
Pension/Gratuity	-	-	-	-	-	1,919,154,598.58	1,919,154,598.58
Total Expenses(B)	13,722,795,514.87	2,283,744,639.50	826,472,573.74	57,421,100.82	8,716,015,652.96	12,637,458,886.07	38,243,908,367.96
Surplus/(Deficit) (A-B)	-13,686,716,622.87	3,838,769,406.66	-796,292,921.74	22,515,731.18	-8,528,434,046.96	42,767,795,933.98	23,617,637,480.25


 Pastor (Mrs) Queen Elizabeth Agwu
 Accountant-General
 Ebonyi State


**STATEMENT OF CHANGES IN EQUITY/NET ASSETS
FOR THE YEAR ENDED DECEMBER 31, 2017**

	Accumulated Surplus	Reserves	Total
	₦	₦	₦
Opening 1/1/2017	14,672,966,113.16	102,963,274,892.65	117,636,241,005.81
Surplus for the year	23,617,637,480.25	- 6,728,925,972.75	16,888,711,507.50
Closing 31/12/2017	38,290,603,593.41	96,234,348,919.90	134,524,952,513.31


 Pastor (Mrs) Queen Elizabeth Agwu
 Accountant-General
 Ebonyi State

SCHEDULE OF PROPERTY, PLANTS AND EQUIPMENT ACQUIRED IN 2017

S/N	MDAs	Building	Infrastructure Water	Infrastructure Others	Plants and Machinery	Furniture and Fittings	Motor Vehicles	Office and Other Equipment	IT Equipment	Total
		₦	₦	₦	₦	₦	₦	₦	₦	₦
1	Ministry of Works	56,394,700.00	-	20,105,267,876.34	119,461,300.00	59,472,500.00	-	-	-	20,340,596,376.34
2	EBROMA	-	-	74,000,000.00	-	-	-	-	-	74,000,000.00
3	Deputy Governor's Office	-	-	-	96,280,811.35	-	-	-	-	96,280,811.35
4	Head of Service's Office	1,500,000.00	-	-	-	-	-	-	-	1,500,000.00
5	EBSU	7,627,500.00	-	-	-	-	-	-	-	7,627,500.00
6	Ministry of Water Res.	-	853,204,912.19	-	199,866,598.50	-	-	-	-	1,053,071,510.69
7	EBBC	-	-	-	-	-	-	-	9,880,000.00	9,880,000.00
8	Judicial Service Comm.	8,125,000.00	-	-	-	4,062,500.00	-	-	-	12,187,500.00
9	Customary Court of Appeal	7,325,000.00	-	-	-	3,000,000.00	975,000.00	-	-	11,300,000.00
10	EBHA	60,000,000.00	-	-	15,000,000.00	-	-	-	-	75,000,000.00
11	Judiciary High Court	39,198,937.86	7,893,662.14	-	-	29,774,119.41	100,000,000.00	5,933,556.31	-	182,800,275.72
12	Ministry of Land S and H	3,632,891,575.46	-	14,471,790.65	235,894,200.00	44,740,970.00	-	-	-	3,927,998,536.11
13	Sch. Of Nursing Uburu	110,362,031.31	-	-	-	-	-	-	-	110,362,031.31
14	Ministry of Education	22,328,332.50	-	-	-	-	-	-	-	22,328,332.50
15	Ministry of Enviroment	76,396,598.00	-	11,000,000.00	11,566,100.00	5,000,000.00	-	-	-	103,962,698.00
16	Ministry of Health	275,064,391.55	-	165,245,369.01	-	-	-	18,989,000.00	-	459,298,760.56
17	Ministry of Information	-	-	-	-	-	-	3,000,000.00	678,000.00	3,678,000.00
18	Ministry of Agriculture	27,720,590.60	-	-	124,653,682.50	-	-	-	-	152,374,273.10
19	Min. Of Culture & Tourism	-	-	-	-	13,000,000.00	-	-	-	13,000,000.00
20	Office of the Governor	68,672,916.50	1,492,000.00	48,667,450.63	5,834,490.60	103,218,780.00	-	14,122,362.00	78,100,307.23	320,108,306.96
21	Ministry of Youths & Sports	212,559,237.97	1,200,000.00	38,000,000.00	-	91,900,000.00	-	-	-	343,659,237.97
22	Ministry of Power	33,341,790.00	-	788,009,381.30	465,827,031.50	246,393,323.25	-	1,867,500.00	10,000,000.00	1,545,439,026.05
23	Office of the SSG	-	-	-	-	-	1,339,140,000.00	-	-	1,339,140,000.00
24	Ebonyi Rice World	253,276,281.64	-	-	82,743,554.10	-	-	-	-	336,019,835.74
25	Office of Accountant- Gen.	266,956,114.12	-	44,365,000.00	28,336,406.78	2,816,000.00	-	850,000.00	-	343,323,520.90
	Total	5,159,740,997.51	863,790,574.33	21,289,026,867.93	1,385,464,175.33	603,378,192.66	1,440,115,000.00	44,762,418.31	98,658,307.23	30,884,936,533.30


Pastor (Mrs) Queen Elizabeth Agwu
 Accountant-General
 Ebonyi State