

CONTENTS

Responsibility for the Financial Statements	i.
Statement of Significant Accounting Policies	iii.
Statement of Financial Performance	1.
Statement of Financial Position	2.
Statement of Cash Flow	3-4
Statement of Changes in net Assets/Equity	5
Statement of Comparison of Budget & Actual Amount	6-7
Segment Reporting	8
Schedule of Property, Plant & Equipment acquired in 2018	9
Notes to the Financial Statements	10-38

RESPONSIBILITY FOR THE FINANCIAL STATEMENTS

The financial statements of Ebonyi State Government of Nigeria for the year ended 31st December, 2018, have been prepared by me in accordance with the International Public Sector Accounting Standards (IPSAS), (Third Time Adoption of Accrual Basis IPSAS) and the Guideline issued by the Federation Allocation Account Committee (FAAC) Sub-Committee on IPSAS implementation.

IPSAS 24 requires that an entity shall present a Comparison of Budget Amount for which it is held publicly accountable and Actual Amount either as a separate additional Financial Statement **or** as additional budget columns in the Financial Statements. Ebonyi State Government opted for the former.

IPSAS 33 requires that recognition and/or measurement of Assets/Liabilities can be recognized for reporting within 3 years following the date of adoption. Ebonyi State Government adopted Accrual Basis IPSAS in 1st January, 2016 and has recognized and/or measured all Assets/Liabilities in the 2018 Financial Statements.

ACCOUNTING AND REPORTING


All responsibilities bestowed on me as listed below have been fulfilled:

- a. Ensuring that adequate system of internal controls are maintained to safeguard assets and provide reasonable assurance that the transactions as recorded are within statutory authority; and also that the use of all public financial resources by the Government are properly recorded.
- b. Ensuring that proper books and records of accounts were kept to ensure that the Financial Statements reflect the financial position of Ebonyi State Government and its operations for the year ended 31st December, 2018.

In compliance with IPSAS 33, I have prepared the following financial statements as at 31st December 2018.

1. Statement of Financial Performance
2. Statement of Financial Position
3. Statement of Cash flow
4. Statement of Changes in Net Assets/Equity
5. Statement of Comparison of Budget and Actual Amount
6. Notes to the Financial Statements

In my opinion, the consolidated financial statements and the Notes thereto reflect the financial position of Ebonyi State Government of Nigeria as at 31st December, 2018.



UKWUTA OGONNA CHRISTIANA (CNA)
ACCOUNTANT-GENERAL
EBONYI STATE.

STATEMENT OF SIGNIFICANT ACCOUNTING POLICIES

The financial statements with the notes thereto reflect the financial position of Ebonyi State Government of Nigeria for the year ended 31st December, 2018. They show the various sources and uses of funds by the Government for the year under review.

The significant accounting policies adopted in the preparation of the financial statements are as stated below:

BASIS OF ACCOUNTING

Both the accounting and financial statements were based on Accrual Basis IPSAS and on historical cost.

ASSETS AND LIABILITIES

Assets were stated at their net values while liabilities were recognized in full.

PROPERTY, PLANTS AND EQUIPMENT (PP&E)

Property, plants and equipment (PP&E) include:

- a. Infrastructure – Water Assets which include Boreholes, Dams, Water Pipes and other assets that are tied to Water Projects
- b. Infrastructure – Other Assets include Road Networks, Electrifications and Bridges (Assets grouped under constructions are on-going construction projects in the State for which substantial amount of money has been paid, these assets were not depreciated in accordance with IPSAS 17.

DEPRECIATION

Assets (PP&E) were depreciated as follows:

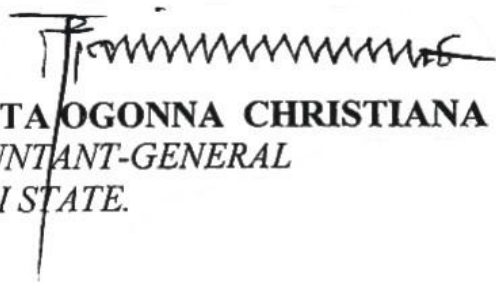
➤ Building	-	3%
➤ Infrastructure – Water	-	5%
➤ Infrastructure – others	-	5%
➤ Plants & Machinery	-	15%
➤ Furniture and Fittings	-	24%
➤ Motor Vehicles	-	20%
➤ Office and other Equipment	-	28%
➤ IT Equipment	-	30%
➤ Intangible Assets	-	25%
➤ Under Constructions	-	0%

FOREIGN CURRENCY

Foreign currency transactions were translated into Naira, the reporting currency, using the exchange rate prevailing as at 31st December, 2018. The following transactions/balances form the basis of the retranslation:

CONTINGENCY FUND

The capital project executed and recurrent expenditure spending by the MDAs who has no budgetary provision for that were all made from the contingency fund.



UKWUTA OGONNA CHRISTIANA (CNA)
ACCOUNTANT-GENERAL
EBONYI STATE.

STATEMENT OF FINANCIAL PERFORMANCE

FOR THE YEAR YEAR ENDED 31ST DECEMBER, 2018

	NOTE	2018	2017
Revenue		₦	₦
Non Exchange Transactions	2	62,783,682,656.67	59,237,602,342.11
Exchange Transactions	3	2,917,508,044.69	2,670,437,742.69
Total Revenue (A)		65,701,190,701.36	61,908,040,084.80
Less Recurrent Expenditure			
Employees Compensations	4	10,998,825,149.27	10,977,597,067.76
Statutory Officers Salaries	5	129,311,018.31	113,406,409.20
Traveling and Transports	6	763,822,028.65	918,838,684.24
Utilities - General	7	117,126,564.74	140,378,791.49
Material and Supplies	8	154,613,619.14	296,869,160.00
Maintenance Services	9	873,007,045.93	843,301,966.29
Training and Capacity Building	10	6,000,500.00	95,258,500.00
Security and Safety Services	11	2,685,935,222.37	3,523,164,127.80
Consulting and Professional Services	12	254,975,400.00	115,195,110.00
Fuelling and Lubricants	13	442,990,967.28	553,672,592.34
Financial Charges	14	712,312.14	3,797,213.38
2.5% Local Government Pension Contribution		-	-
25% Subsidy Support for Fertilizers		-	118,227,406.64
Public Debt Charges	40	1,994,905,401.07	2,607,597,277.70
Exchange Rate Loss		-	-
Depreciation/Amortization	16	8,988,941,271.66	8,011,452,302.79
Other Recurrent Expenses	17	10,680,063,945.92	9,925,151,758.33
Total Recurrent Expenditure (B)		38,091,230,446.48	38,243,908,367.96
Surplus for the year (A-B)		27,609,960,254.87	23,664,131,716.84


Mrs Ukwuta Ogonna Christiana
 Accountant General
 Ebonyi State

STATEMENT OF FINANCIAL POSITION

AS AT 31ST DECEMBER, 2018

DESCRIPTION	NOTE	2018	2017
		₦	₦
ASSETS			
CURRENT ASSETS			
Cash and Cash Equivalent	18	14,675,081,456.92	24,948,425,811.68
Receivables	19	4,112,890,694.73	4,181,676,401.34
Prepayments		-	-
Short Term Loan	20	212,662,500.00	358,407,000.00
TOTAL CURRENT ASSETS (A)		19,000,634,651.65	29,488,509,213.02
NON CURRENT ASSETS			
Financial Assets	21	3,192,371,938.17	396,371,938.17
Property, Plants and Equipment	22	188,030,116,659.67	156,381,654,328.83
Biological Assets		49,981,600.00	11,705,200.00
Intangible Assets	23	13,432,968.75	7,910,625.00
TOTAL NON CURRENT ASSETS (B)		191,285,903,166.59	156,797,642,092.00
TOTAL ASSETS (C = A+B)		210,286,537,818.24	186,286,151,305.02
LIABILITIES			
CURRENT LIABILITIES			
Payables	24	1,742,769,879.70	79,541,000.00
Pension and Gratuity	25	343,232,254.99	477,932,719.43
Financial Liabilities	26	1,284,434,262.25	305,842,679.66
TOTAL CURRENT LIABILITIES (D)		3,370,436,396.94	863,316,399.09
NON CURRENT LIABILITIES			
Pension and Gratuity	27	2,758,284,086.12	1,379,775,164.83
Financial Liabilities	28	58,636,772,809.50	49,471,612,991.20
TOTAL NON CURRENT LIABILITIES (E)		61,395,056,895.62	50,851,388,156.03
TOTAL LIABILITIES (F = D+E)		64,765,493,292.56	51,714,704,555.12
NET ASSETS/EQUITY (G = C-F)	29	145,521,044,525.68	134,571,446,749.90

Mrs Ukwuta Ogonna Christiana

Accountant General

Ebonyi State

STATEMENT OF CASH FLOW


FOR THE YEAR ENDED 31ST DECEMBER, 2018

OPERATING ACTIVITIES	NOTE	2018	2017
RECEIPTS		₦	₦
Allocations from Federation Accounts	30	57,534,892,690.29	45,724,458,285.50
Internally Generated Revenue	31	6,115,349,017.35	4,982,712,633.66
Total Receipt for State (A)		63,650,241,707.64	50,707,170,919.16
PAYMENTS			
Employee Compensation	32	11,207,677,167.58	11,032,250,140.16
Overhead Cost	33	7,911,826,717.92	8,385,243,737.37
Service Wide Vote	34	4,634,925,566.37	4,560,197,886.80
Programme Related Expences	35	869,248,902.00	1,570,004,380.76
Overhead Subvention to Parastatals		30,752,200.00	99,254,707.00
Pension/Gratuity	36	2,109,767,644.32	1,932,605,465.09
Total Payments (B)		26,764,198,198.19	27,579,556,317.18
NET CASH GENERATED FROM OPERATING ACTIVITIES (C = A-B)		36,886,043,509.45	23,127,614,601.98
INVESTING ACTIVITIES			
Interest Received		1,369,577,631.07	1,419,831,245.18
Dividend Received		19,933,962.90	
Short Term Loans	37	(212,662,500.00)	(258,407,000.00)
Long Term Loans		(2,796,000,000.00)	-
Proceeds from Long Term Loan Recovery		12,822,950.00	-
Building		(2,436,906,245.87)	(5,159,740,997.51)
Infrastructure-Water		(800,104,247.77)	(863,790,574.33)
Infrastructure-Others		(2,659,797,209.33)	(8,331,236,967.92)
Plants and Machinery		(549,084,316.85)	(1,385,464,175.33)
Furniture and Fittings		(649,672,629.25)	(603,378,192.66)
Motor Vehicles		(1,277,459,005.00)	(1,440,115,000.00)
Office and Other Equipment		(867,791,872.35)	(44,762,418.31)
IT Equipment		(138,531,900.00)	(98,658,307.23)
Biological Assets		(38,276,400.00)	-

STATEMENT OF CASH FLOW

FOR THE YEAR ENDED 31ST DECEMBER, 2018

Other Assets		(10,000,000.00)	(835,000.00)
Under Construction Assets		(31,253,578,524.77)	(12,957,789,900.00)
NET CASH USED IN INVESTING ACTIVITIES (D)		(42,287,530,307.22)	(29,724,347,288.11)
FINANCING ACTIVITIES			
Proceeds from Budget Support		700,000,000.00	8,255,000,000.00
Proceeds from Internal Loan		-	5,000,000,000.00
Repayment of Internal Loans	38	(5,131,409,116.96)	(2,209,415,952.68)
Repayment of External Loans		(440,448,440.03)	(369,932,348.10)
NET CASH USED/GENERATED FROM FINANCING ACTIVITIES (E)		(4,871,857,556.99)	2,420,651,699.22
NET CASH FLOW IN ALL ACTIVITIES (F = C+D+E)		(10,273,344,354.76)	(4,176,080,986.91)
OPENING CASH AND CASH EQUIVALENT (G)		24,948,425,811.68	20,869,506,798.59
CLOSING CASH AND CASH EQUIVALENT (H = F+G)		14,675,081,456.92	24,948,425,811.68


Mrs Ukwuta Ogonna Christiana
 Accountant General
 Ebonyi State

STATEMENT OF CHANGES IN NET ASSETS/EQUITY

FOR THE YEAR ENDED 3^{1ST} DECEMBER, 2018

	Accumulated Surplus	Reserves	Total
	₦	₦	₦
Opening 1/1/2018	38,290,603,593.94	96,234,348,919.90	134,524,952,513.84
Prior Period Adjustment	46,494,236.59		46,494,236.59
Opening Balance Restated	38,337,097,830.53	96,234,348,919.90	134,571,446,750.43
Surplus for the year	27,609,960,254.87	(16,660,362,479.63)	10,949,597,775.25
Closing 31/12/2018	65,947,058,085.40	79,573,986,440.27	145,521,044,525.68


Mrs Ukwuta Ogonna Christiana
Accountant General
Ebonyi State

STATEMENT OF COMPARISON OF BUDGET AND ACTUAL AMOUNT (PREPARED IN CASH BASIS)


FOR THE YEAR ENDED 31ST DECEMBER, 2018

	Actual	Final Budget	Supl. Budget	Original Budget	Variance
	2018	2018	2018	2018	2018
	<u>N</u>	<u>N</u>	<u>N</u>	<u>N</u>	<u>N</u>
Revenue from Non Exchange Transactions					
Statutory Allocation from Federation A	38,040,875,187.02	36,000,000,000.00	-	36,000,000,000.00	2,040,875,187.02
Value Added Tax	10,215,563,508.52	10,000,000,000.00	-	10,000,000,000.00	215,563,508.52
Exchange Rate Gain	902,575,077.06	2,500,000,000.00	-	2,500,000,000.00	345,921,266.95
Excess Crude Allocation	458,614,880.52	1,000,000,000.00	-	1,000,000,000.00	-541,385,119.48
Excess Bank Charge Refund	86,122,025.87		-	-	73,900,663.76
Forex Equalization	168,745,112.04		-	-	975,386,766.33
Budget Support Allocation	700,000,000.00	1,000,000,000.00	-	1,000,000,000.00	-300,000,000.00
Paris Club Refund	7,662,396,899.26	1,016,000,000.00	-	1,016,000,000.00	6,646,396,899.26
Reimbursement for Road		4,500,000,000.00	-	4,500,000,000.00	-4,500,000,000.00
UBEC Contribution		7,640,000,000.00	-	7,640,000,000.00	-7,640,000,000.00
NNPC Refund		500,000,000.00	-	-	-500,000,000.00
Taxes	4,324,072,625.98	3,997,030,791.41	-	3,997,030,791.41	327,041,834.57
Licences	162,169,335.00	150,140,000.00	-	150,140,000.00	12,029,335.00
Fines	3,523,210.00	5,000,000.00	-	5,000,000.00	-1,476,790.00
Sub Total(A)	62,724,657,861.27	68,308,170,791.41	0.00	67,808,170,791.41	-5,583,512,930.14
Revenue from Exchange Transactions					0.00
Fees	1,000,548,976.00	652,650,000.00	-	652,650,000.00	347,898,976.00
Sales	289,100.00	570,000.00	-	570,000.00	-280,900.00
Earnings	607,344,356.92	700,650,000.00	-	700,650,000.00	-93,305,643.08
Reimbursements	16,000.00	-	-	-	16,000.00
Rent	11,092,000.00	10,500,000.00	-	10,500,000.00	592,000.00
Interest	6,292,413.45		-		6,292,413.45
Investment Income	1,402,334,543.97	2,000,000,000.00	-	2,000,000,000.00	-597,665,456.03
Miscellaneous	1,000.00	-	-	-	1,000.00
					0.00
Sub Total(B)	3,027,918,390.34	1,364,370,000.00	0.00	1,364,370,000.00	1,663,548,390.34
Total Revenue(A+B)=C	65,752,576,251.61	69,672,540,791.41	0.00	69,172,540,791.41	-3,919,964,539.80

STATEMENT OF COMPARISON OF BUDGET AND ACTUAL AMOUNT (PREPARED ON CASH BASIS)
FOR THE YEAR ENDED 31ST DECEMBER, 2018

Recurrent Expenditure by Nature of Cost

	Actual	Final Budget	Supl. Budget	Original Budget	Variance
	2018	2018	2018	2018	2018
	N	N	N	N	N
Personnel Cost	11,078,366,149.58	17,292,110,499.75	596,664,366.77	16,695,446,132.98	6,213,744,350.17
Statutory office Holders' Salaries	129,311,018.00	0.00			-129,311,018.00
Overhead Cost	7,911,826,717.92	30,096,419,282.66	10,604,241,311.91	19,492,177,970.75	22,184,592,564.74
Service Wide Vote	4,634,925,566.37	10,087,707,699.51	5,118,078,557.51	4,969,629,142.00	5,452,782,133.14
Programme Related Expences	869,248,902.00	0.00			-869,248,902.00
Pension/Gratuity	2,109,767,644.32	1,200,370,858.00		1,200,370,858.00	-909,396,786.32
Overhead Subvention to Parastatals	30,752,200.00	3,000,000,000.00		3,000,000,000.00	2,969,247,800.00
Loan Repayments	5,571,857,556.99	2,767,544,696.00	1,567,544,696.00	1,200,000,000.00	-2,804,312,860.99
Sub Total(D)	32,336,055,755.18	64,444,153,035.92	17,886,528,932.19	46,557,624,103.73	32,108,097,280.74
Capital Expenditure by Sector					
Administrative	2,948,422,323.62	24,235,439,749.42	1,367,770,699.42	22,867,669,050.00	21,287,017,425.80
Economic	36,128,688,015.45	136,675,663,948.65	12,611,175,614.86	124,064,488,333.79	100,546,975,933.20
Law and Justice	155,287,148.79	447,155,767.00	70,291,267.00	376,864,500.00	291,868,618.21
Regional		213,320,000.00	76,000,000.00	137,320,000.00	213,320,000.00
Social	1,438,804,863.33	14,496,557,693.85	1,937,919,693.85	12,558,638,000.00	13,057,752,830.52
Sub Total(E)	40,671,202,351.19	176,068,137,158.92	16,063,157,275.13	160,004,979,883.79	135,396,934,807.73
Surplus/(Deficit) for the year (C-D+E)	(7,254,681,854.76)	(170,839,749,403.43)	(33,949,686,207.32)	(137,390,063,196.11)	163,585,067,548.67


Mrs Ukwuta Ogonna Christiana
 Accountant General
 Ebonyi State

SEGMENT REPORTING

FOR THE YEAR ENDED 31ST DECEMBER, 2018

Description	ADMINISTRATIVE	ECONOMIC	LAW & JUSTICE	REGIONAL	SOCIAL	OTHERS	TOTAL
	N	N	N	N	N	N	N
Revenue							
Taxes	3,888,680.00	4,320,183,945.98	-	-	-	-	4,324,072,625.98
Licences	-	162,169,335.00	-	-	-	-	162,169,335.00
Fines	-	214,500.00	1,875,710.00	920,000.00	513,000.00	-	3,523,210.00
Sales	106,800.00	62,000.00	-	-	120,300.00	-	289,100.00
Earnings	2,625,300.00	604,159,056.92	-	-	560,000.00	-	607,344,356.92
Rent	-	9,612,000.00	-	-	1,480,000.00	-	11,092,000.00
Fees	3,375,600.00	433,988,365.00	35,262,463.00	115,955,238.00	411,967,310.00	-	1,000,548,976.00
Reimbursement	-	16,000.00	-	-	-	-	16,000.00
Interest	-	6,292,413.45	-	-	-	-	6,292,413.45
investment Income	-	1,287,304,041.96	-	-	-	-	1,287,304,041.96
Miscellaneous	-	4,621,156.36	-	-	-	-	4,621,156.36
Allocations	-	-	-	-	-	58,293,917,485.69	58,293,917,485.69
Total Revenue(A)	9,996,380.00	6,828,622,814.67	37,138,173.00	116,875,238.00	414,640,610.00	58,293,917,485.69	65,701,190,701.36
Expenses							0.00
Personnel Cost	2,090,147,858.45	1,127,307,788.39	617,550,710.10	120,705,386.33	7,043,113,406.00	-	10,998,825,149.27
Statutory Salaries	102,567,403.71	-	26,743,614.60	-	-	-	129,311,018.31
Overhead Cost	1,658,435,341.74	602,149,660.14	306,544,800.00	-	46,114,600.00	-	2,613,244,401.88
Service wide Vote	4,624,797,468.17	9,565,080.20	65,000.00	-	496,000.00	-	4,634,923,548.37
Programme Related Exp.	60,000,000.00	799,248,902.00	-	-	10,000,000.00	-	869,248,902.00
Depreciation/Amortisation	-	-	-	-	-	8,988,941,271.66	8,988,941,271.66
Public Debt Charges	-	-	-	-	-	1,994,905,401.07	1,994,905,401.07
Other Expenses	2,190,029,163.61	1,493,326,541.74	746,670,333.87	-	497,780,222.58	-	4,927,820,387.79
Pension/Gratuity	-	-	-	-	-	2,934,024,492.13	2,934,024,492.13
Total Expenses(B)	10,725,977,235.68	4,031,597,972.47	1,697,574,458.57	120,705,386.33	7,597,504,228.58	13,917,871,164.86	38,091,230,446.48
Surplus/(Deficit) (A-B)	(10,715,980,855.68)	2,797,024,842.20	(1,660,436,285.57)	(3,830,148.33)	(7,182,863,618.58)	44,376,046,320.83	27,609,960,254.87


Mrs Ukwuta Ogonna Christiana
 Accountant General
 Ebonyi State

SCHEDULE OF PROPERTY, PLANTS AND EQUIPMENT ACQUIRED DURING 2018

S/N	MDAs	Building	Infrastructure - Water	Infrastructure - Others	Plants and Machinery	Furniture and Fittings	Motor Vehicles	Office and Other Equipment	Under Construction	IT Equipment	Total
		N	N	N	N	N	N	N	N	N	N
1	Office of the Governor	125,357,282.41	32,583,841.56	136,337,945.14	18,377,400.00	54,636,180.00	16,317,339.00	332,961,259.00	386,200,924.60	31,934,400.00	1,134,706,571.71
2	Min. of Agriculture	55,268,146.11			17,585,280.00				28,173,075.27		101,026,501.38
3	DEPUTY GOV OFFICE	14,477,000.00	-	-	-	-	-	-	-	5,300,000.00	19,777,000.00
4	Min. of works	303,379,792.02	108,909,367.00	1,829,599,925.13		33,680,369.25	38,850,000.00	141,391,500.00	21,893,741,245.56	26,217,500.00	24,375,769,698.96
5	Min. of Lands	65,039,612.97	100,600,000.00	7,870,000.00	288,454,100.00	405,281,080.00	-	121,730,935.25	7,930,759,968.27	-	8,919,735,696.49
6	Min of Health	985,760,708.48							107,464,705.29	-	1,093,225,413.77
7	Ministry of Water Resourc		517,055,569.21	1,972,100.75	18,357,336.00				-	-	537,385,005.96
8	Judicial Service Commission	4,695,833.28						2,600,000.00	-	-	7,295,833.28
9	Min of Power	94,444,820.66		556,335,197.52	31,477,040.61	-	-	210,608,178.10	-	-	892,865,236.89
10	Ministry of Culture & Tourism		-		11,577,888.24	-	-	-	-	-	11,577,888.24
11	Ministry of Environment	9,412,245.04	-		39,800,122.00	-	-	-	-	-	49,212,367.04
12	Min of Commerce	99,793,954.02	-	20,000,000.00	-	-	-	-	845,090,272.03	-	964,884,226.05
13	Min of Solid Minerals	1,617,000.00	-		-	-	-	-	13,500,000.00	-	15,117,000.00
14	Judicial High Court	83,229,649.51					34,066,666.00	-	-	-	117,296,315.51
16	Min. of Econ. Empowerment	3,000,000.00					284,050,000.00	-	-	-	287,050,000.00
17	EBHA	4,915,430.52	-	20,539,200.00	-	60,000,000.00			-	-	85,454,630.52
18	Min. of Justice		-	787,000.00	-	-		2,908,000.00	-	-	3,695,000.00
19	EBROMA		-	45,440,749.79	-	-			-	-	45,440,749.79
20	Ministry of Youth & Sports	41,557,793.78	-		-	-			-	-	41,557,793.78
21	Ministry of Finance		-		-	-			-	-	
22	STATE AUDITOR GENERAL		-		-	-		1,506,000.00	-	255,000.00	255,000.00
23	EBBC		-		-	-			-	-	0.00
24	Secretary to State Govt		-		-	-	887,700,000.00		-	-	887,700,000.00
25	Ebonyi Rice World Co. Ltd	32,869,101.69	-		-	-			-	-	32,869,101.69
26	Sustainable Dev. Goals		20,596,050.00		46,500,000.00	-			-	-	67,096,050.00
27	Ebonyi State Housing	70,845,440.00			3,000,000.00	-		4,136,000.00	-	59,725,000.00	137,706,440.00
28	Customary Court of Appeal	7,325,000.00				3,200,000.00	16,475,000.00		-	-	27,000,000.00
29	MIN SPECIAL PROJECTS			2,600,000.00					-	-	2,600,000.00
30	EBRUWASSA		450,000.00	-					-	-	450,000.00
31	EBADep		-	-					-	5,300,000.00	5,300,000.00
32	MIN OF PROJECT MONITORING	221,751,380.39	-	38,315,091.00	43,422,750.00	91,575,000.00	-		36,537,500.00		431,601,721.39
33	MIN EDUCATION		-	-					12,110,833.75		12,110,833.75
34	SCHOOL OF HEALTH NGBO	9,783,085.88	-	-	-	-	-				9,783,085.88
35	MIN INFORMATION							49,950,000.00		9,800,000.00	59,750,000.00
36	OFFICE OF ACC GENERAL		19,909,420.00	-		1,300,000.00	-		-	-	21,209,420.00
37	SCHOOL OF NURSING	202,382,969.11	-	-	30,532,400.00				-	-	232,915,369.11
		2,436,906,245.87	800,104,247.77	2,659,797,209.33	549,084,316.85	649,672,629.25	1,277,459,005.00	867,791,872.35	31,253,578,524.77	138,531,900.00	40,632,925,951.19

**NOTES TO THE FINANCIAL STATEMENTS
FOR THE YEAR ENDED 31ST DECEMBER, 2018**

	NOTE	2018	2017
		₦	₦
Note 2 Revenue from Non Exchange Transactions			
Statutory Allocation	2a	38,084,930,863.70	24,251,950,003.81
Value Added Tax	2a	10,402,171,999.69	8,372,571,061.21
Exchange Rate Difference Gain	2b	908,082,375.90	1,442,992,952.50
Excess Crude Allocation	2b	462,434,683.38	339,131,904.77
Excess Bank Charges Refund		73,900,663.76	12,221,362.11
Non Oil Revenue		-	361,151,823.00
Budget Support Allocation		700,000,000.00	8,255,000,000.00
Paris Club Refund		7,662,396,899.26	12,247,984,837.20
Forex Equalization		-	168,745,112.04
Taxes - Office of the Accountant-General		359,329,913.62	318,579,144.47
Taxes - Board of Internal Revenue		3,958,091,352.36	3,315,508,142.00
Taxes - Ministry of Works and Transport		2,762,680.00	22,183,000.00
Taxes - Ebonyi State Independent Electoral Commission		3,888,680.00	-
Licences - Board of Internal Revenue		160,886,335.00	121,663,659.00
Licences - Ministry of Works and Transport		1,273,000.00	3,055,500.00
Licences - Ministry of Agriculture and Natural Resources		10,000.00	-
Fines - Ministry of Works and Transport		-	617,000.00
Fines - Ebonyi State Road Maintenance Agency		214,500.00	-
Fines - Abakaliki Capital Territory Development Board		920,000.00	960,000.00
Fines - Customary Court of Appeal		6,100.00	-
Fines - Ebonyi State Ministry of Environment		513,000.00	2,591,500.00
Fines - Judiciary High Court		1,869,610.00	695,340.00
Total Non Exchange Revenue		62,783,682,656.67	59,237,602,342.11
Note 2a Statutory and VAT Allocation for 2018			
		STATUTORY ALLOC. 2018	VAT 2018
		₦	₦
January		2,984,027,406.07	885,642,578.96

February		3,082,341,018.67	828,382,956.38
March		2,661,240,887.46	795,340,480.89
April		3,306,500,118.99	798,945,696.73
May		3,216,221,956.85	856,959,531.40
June		3,346,822,313.44	788,450,386.01
July		3,228,838,628.40	763,416,921.61
August		3,289,446,296.46	1,102,899,188.75
September		3,151,389,698.91	727,914,598.28
October		3,403,209,643.92	995,823,647.45
November		3,361,524,902.39	892,288,355.31
December		3,053,367,992.14	966,107,657.92
		38,084,930,863.70	10,402,171,999.69
Note 2b Exchange Rate Gain and Excess Crude Alloc. 2018		Exchange Rate Gain	Excess Crude
		₦	₦
January			36,458,113.61
February			39,929,765.66
March		342,921,576.78	40,482,425.31
April			41,474,077.60
May			43,051,242.41
June			44,406,746.59
July		432,587,093.69	45,423,371.75
August		898,879.93	46,714,552.22
September		1,524,532.08	45,187,302.10
October		4,447,490.44	
November		122,034,906.97	37,546,512.58
December		3,667,896.01	41,760,573.55
		908,082,375.90	462,434,683.38
Note 3 Revenue from Exchange Transactions			

Fees -Cabinet office		715,000.00	220,000.00
Fees - Liason office Abuja		140,000.00	332,000.00
Fees - Liaison Office Lagos		140,000.00	-
Fees - Ministry of Information and State Orientation		2,360,600.00	27,241,152.00
Fees - Ministry of Agriculture and Natural Resources		7,918,400.00	76,033,285.00
Fees - Ministry of Commerce and Industry		263,359,210.00	297,986,595.00
Office of the Auditor- General (State)		15,000.00	-
Office of the Auditor- General (LG)		5,000.00	-
Fees - Ministry of Culture and Tourism		-	1,473,000.00
Fees - Ministry of Works and Transport		57,102,160.00	81,545,340.00
Fees - Office of the Surveyor General		4,060,298.00	7,366,733.00
Fees - Ministry of Water Resources		1,951,000.00	518,400.00
Fees - Ministry of Lands and Survey		55,583,497.00	57,579,240.00
Fees - Ministry of Solid Minerals		42,748,400.00	59,457,500.00
Fees - Ebonyi State Fire Service		1,265,400.00	1,813,040.00
Fees - Abakaliki Capital Territory Dev. Board		115,955,238.00	78,976,832.00
Fees - Ministry of Justice		3,358,170.00	3,397,130.00
Fees - Judiciary High Court		29,549,283.00	23,834,942.00
Fees - Customary Court of Appeal		2,355,010.00	2,252,240.00
Fees - Ministry of Education		22,273,650.00	39,189,426.00
Fees - SUBEB (HQ)		2,290,000.00	1,683,000.00
Fees - Examination Development Centre		20,000.00	105,015,800.00
Fees - Ministry of Youth and Sports		498,000.00	331,000.00
Fees - Ministry of Women Affairs and Social Dev.		1,274,000.00	861,300.00
Fees - Ministry of Environment		302,934,200.00	5,926,680.00
Fees - Ebonyi State Environmental Protection Agency		14,812,710.00	4,540,800.00
Fees - Ministry of Health		1,361,900.00	8,391,520.00
Fees - School of Health Technology Ngbo		7,800,000.00	12,005,000.00
Fees - Ebonyi State Hospitals Management Board		3,617,850.00	3,728,500.00
Fees - Ministry of Local Govt. Chieftiancy Affairs		55,085,000.00	-
Fees - Sub Total		1,000,548,976.00	901,700,455.00

NOTES TO THE FINANCIAL STATEMENTS FOR THE YEAR ENDED 31ST DECEMBER, 2018

Sales - Government Poultry Farm Complex	-	7,452,940.00
Sales - Head of Service	106,800.00	107,800.00
Sales - Ministry of Water Resources	47,000.00	18,500.00
Sales - Ministry of Health	120,300.00	1,062,580.00
Sales - Fertilizer Blending Plant	15,000.00	-
Sales - Sub Total	289,100.00	8,641,820.00
Earnings - Office of the Accountant-General	583,138,596.92	1,579,207,211.31
Earnings - Office of the Head of Service	120,300.00	725,000.00
Earnings - Ebonyi State Council for Arts and Culture	136,000.00	406,000.00
Earning-Ministry of Finance and Economic Development	-	56,791,354.00
Earning- Newspaper Publication Corporation	2,500,000.00	-
Earning- Ebonyi State Broadcasting Corporation	5,000.00	-
Earning- Ministry of Works and Transport	20,884,460.00	-
Earning- State Fire Service	-	2,038,900.00
Earning-Ebonyi State Sports Council	560,000.00	1,637,000.00
Earnings - Sub Total	607,344,356.92	1,640,805,465.31
Reimbursement-Office of the Accountant-General	16,000.00	112,619,002.38
Reimbursement-Sub Total	16,000.00	112,619,002.38
Rent - Ministry of Commerce and Industry	6,050,000.00	350,000.00
Rent-Tourism Board	3,562,000.00	5,935,500.00
Rent-Ebonyi State Sports Council	1,480,000.00	385,500.00
Rent - Sub Total	11,092,000.00	6,671,000.00
Interest - Office of the Accountant-General	6,292,413.45	-
Interest - Sub Total	6,292,413.45	-
Fixed Deposit Interest - Office of the Accountant-General	1,241,767,129.06	-
Dividend - Ebonyi Invest. & Property Co. Ltd	19,933,962.90	-
Investment Income - Office of the Governor	25,602,950.00	-
Investment Income - Sub Total	1,287,304,041.96	-
Miscellaneous - Office of the Accountant-General	4,621,156.36	-
Miscellaneous - Sub Total	4,621,156.36	-
Total Exchange Transaction	2,917,508,044.69	2,670,437,742.69

Note 4 Employee Compensation			
Office of the Executive Governor		1,035,321,239.18	907,470,977.80
Office of the Deputy Governor		22,859,270.22	31,821,905.04
Department of Border Security and Conflict Resolution		15,365,421.01	13,183,300.76
Ebonyi State Emergency Management Agency		19,336,663.73	17,351,099.19
Department of Economic Affairs		7,064,241.66	8,416,957.64
Department of Economic Empowerment & Poverty Alleviation		20,048,946.33	18,319,971.54
Department of Executive Council Matters (EXCO)		5,013,687.66	5,629,666.43
Department of General Services		32,554,419.99	32,882,005.87
Department of Political Affairs		15,636,116.09	26,724,818.45
Liason office Abuja		12,790,790.44	12,242,709.56
Liason office Lagos		7,708,688.67	7,580,315.95
Office of the Secretary to the State Government		28,207,449.25	26,163,021.13
State Pension Management Board		8,160,000.00	3,543,000.00
Women Development Centre		44,426,475.12	26,165,289.06
Ebonyi State House of Assembly		185,010,393.90	287,066,211.44
Ebonyi State House of Assembly Service Commission		113,644,782.92	29,156,020.76
Ebonyi State Broadcasting Cooperation (EBBC)		135,644,782.92	131,093,405.92
Ebonyi State Newspaper & Publishing Corporation		42,270,036.07	29,213,280.13
Government Printing Press		12,123,133.19	10,896,219.09
Ministry of Information and State Orientation		33,694,267.99	32,033,976.26
Admin and General Service Department		9,891,772.63	9,921,928.21
Establishment , Pension & Management Services		8,212,614.00	8,791,595.09
Office of the Head of Services		15,047,180.99	14,565,892.57
Public Service and Manpower Develoment		13,599,155.14	15,928,553.68
Office of the Auditor General		101,377,397.41	99,044,239.12
Office of the Auditor General (Local Government)		65,170,637.13	69,044,570.63
Ebonyi State Independent Electoral Commission		32,878,103.09	31,125,059.33
Local Government Civil Service Commission		32,182,189.73	35,420,751.62
State Civil Service Commission		14,908,001.99	10,900,086.38

Ministry of Agriculture and Natural Resources		248,427,121.35	245,163,655.83
Ebonyi Agricultural Development Program(EBADEP)		80,903,758.76	77,619,421.46
Ebonyi State Fertilizer and Chemical Company Ltd.		51,928,149.93	18,138,970.67
Board of Internal Revenue		77,678,395.86	103,327,469.29
Ebonyi Investment and Property Development Company		6,310,645.82	6,204,731.25
Ministry of Finance and Economic Development		50,027,019.25	45,329,619.34
Office of the Accountant General		54,431,642.18	56,182,765.41
Revenue Appeal Commission		39,227,791.27	16,393,361.01
Fiscal Responsibility Commission		36,551,951.28	31,467,731.59
Ministry of Commerce and Industry		50,420,113.61	51,755,555.05
Ebonyi Building Material Industry Limited		5,037,662.61	5,627,633.18
Ministry of Power		66,599,283.52	69,646,578.70
Ministry of Solid Minerals		27,975,936.59	13,690,867.10
Ministry of Works and Transports		50,878,651.30	55,198,341.74
Ebonyi State Road Maintenance Agency		18,729,142.22	15,343,581.38
Ministry of Culture and Tourism		30,394,646.26	28,062,110.64
Ebonyi State Council for Arts and Culture		27,230,517.95	29,413,301.23
Ebonyi State Tourism Board		7,124,367.28	4,582,470.23
Ebonyi Hotels Afikpo		-	2,095,201.10
Ebonyi State Planning Commission		25,722,540.93	26,555,247.36
Ministry of Water Resources		64,961,214.57	68,450,521.67
EBRUWASA		17,347,923.73	12,217,103.41
Ebonyi State Housing Development Corporation		6,550,177.30	6,927,522.29
Ministry of Land Survey and Housing		47,923,626.34	55,513,951.43
Office of the Surveyor-General		34,925,508.48	24,033,237.67
Customary Court of Appeal		173,817,369.03	185,046,609.62
High Court of Justice		315,158,652.04	323,151,870.11
Judicial Service Commission		58,643,484.02	6,938,145.28
Ministry of Justice		69,931,205.01	64,946,249.41
Abakaliki Capital Development Board		120,705,386.33	53,041,100.82
Agency for Mass Literacy		2,103,885.26	7,699,424.90

Ebonyi State Library Board		24,514,285.83	25,255,694.63
Examination Development Center		4,213,697.47	5,871,699.44
Ministry of Education		65,595,258.86	61,527,054.65
State Scholarship Board		11,898,878.67	10,283,237.47
Universal Basic Education Board		164,390,382.66	159,662,528.94
Ebonyi State College of Education		600,000,000.00	600,720,000.00
Ebonyi State University		2,400,000,000.00	2,568,000,000.00
Secondary Education Board		2,545,128,557.53	2,657,442,997.60
Ebonyi State Health Management Board		623,899,245.50	645,129,965.82
Ministry of Health		263,121,386.87	276,393,175.40
School of Health Technology Ngbo		109,798,385.80	93,204,899.06
Ebonyi State Environmental Protection Agency		9,972,311.65	9,344,234.30
Ministry of Environment		58,461,918.78	52,589,781.97
Ministry of Women Affairs and Social Development		81,914,642.74	78,449,504.11
Ebonyi State Sports Council		19,128,323.62	15,071,384.68
Ministry of Youth and Sports		25,069,984.26	24,537,548.70
Ministry of Local Government and Chieftaincy Matters		33,902,260.50	32,652,182.17
Total		10,998,825,149.27	10,977,597,067.76
Note 5 Statutory Officers Salaries			
Executive Governor		7,782,967.56	7,782,967.56
Deputy Governor		17,174,947.35	7,392,752.64
State Auditor-General		6,738,498.36	6,410,916.96
State Civil Service Commission Members		27,412,410.84	27,858,136.72
State Independent Electoral Commission Members		43,458,579.60	40,783,836.00
State Judicial Service Commission Members		26,743,614.60	23,177,799.32
Total		129,311,018.31	113,406,409.20
Note 6 Traveling and Transports			
Office of the Executive Governor		414,396,456.65	327,784,511.66
Office of the Deputy Governor		24,286,226.00	32,267,050.00

Office of the Secretary to the State Government		196,767,425.00	390,284,092.54
Department of Executive Council Matters (EXCO)		181,400.00	-
Department of Border Security and Conflict Resolution		480,000.00	-
Department of Economic Empowerment & Poverty Alleviation		1,424,300.00	1,007,800.00
Liason office Lagos		805,500.00	425,000.00
Liason office Abuja		36,000.00	198,000.00
Ebonyi State House of Assembly		33,043,000.00	95,664,000.00
Ebonyi State House of Assembly Service Commission		600,000.00	-
Ministry of Information and State Orientation		2,520,000.00	1,700,000.00
Government Printing Press		152,500.00	195,400.00
Office of the Head of Services		1,720,000.00	3,240,000.00
Public Service and Manpower Development		30,000.00	741,500.00
Office of the Auditor General		191,500.00	443,720.00
State Civil Service Commission		2,310,500.00	2,808,500.00
Ebonyi State Independent Electoral Commission		1,215,000.00	1,042,000.00
Ministry of Agriculture and Natural Resources		7,141,000.00	5,001,500.00
Ebonyin State Fertilizer & Chemical Company		90,200.00	180,000.00
Ministry of Finance and Economic Development		9,073,100.00	6,070,000.00
Office of the Accountant General		2,610,000.00	3,750,500.00
Board of Internal Revenue		-	1,080,000.00
Fiscal Responsibility Commission		3,675,600.00	5,214,425.00
Ministry of Commerce and Industry		1,730,500.00	793,500.00
Ministry of Power		1,841,000.00	1,274,100.00
Ministry of Solid Minerals		6,056,280.00	1,310,500.00
Ministry of Works and Transports		858,000.00	156,000.00
Ministry of Culture and Tourism		705,500.00	660,500.00
Ebonyi State Planning Commission		260,000.00	880,500.00
Ministry of Water Resouces		1,871,400.00	1,950,000.00
Ministry of Land Survey and Housing		186,000.00	930,000.00
Office of the Surveyor- General			17,500.00
Judicial Service Commission		905,400.00	547,000.00
Ministry of Justice		8,752,900.00	3,618,000.00
High Court of Justice		5,902,349.00	14,333,730.04

Customary Court of Appeal		5,206,000.00	4,050,000.00
Abakaliki Capital Development Board		-	535,000.00
Ministry of Education		4,926,000.00	1,174,000.00
Ebonyi State Universal Basic Education Board		-	190,000.00
Secondary Education Board		466,550.00	2,456,150.00
Ebonyi State Scholarship Board		22,000.00	7,500.00
Ministry of Health		1,920,000.00	1,869,275.00
Ebonyi State Health Management Board		36,000.00	13,300.00
Ministry of Enviroment		8,870,000.00	643,000.00
Ministry of Women Affairs and Social Development		2,107,000.00	525,330.00
Ministry of Youth and Sports		7,345,406.00	925,800.00
Ministry of Local Government and Chieftaincy Matters		1,100,000.00	880,000.00
Total		763,822,028.65	918,838,684.24
Note 7 Utilities - General			
Office of the Executive Governor		9,202,480.00	7,254,900.00
Office of the Deputy Governor		2,000,000.00	1,500,000.00
Office of the Secretary to the State Government		182,900.00	247,000.00
Department of Economic Empowerment & Poverty Alleviation		-	39,000.00
Liason office Lagos		175,000.00	502,000.00
Ministry of Information and State Orientation		1,320,000.00	
Liason office Abuja		1,227,500.00	1,373,500.00
Office of the Auditor General		87,950.00	110,000.00
Ministry of Finance and Economic Development		384,050.00	292,600.00
Office of the Accountant General		-	57,800.00
Fiscal Responsibility Commission		14,500.00	9,000.00
Ministry of Power		102,009,084.74	114,818,601.49
Ministry of Solid Minerals		-	8,000.00
Ebonyi State Planning Commission		90,000.00	43,300.00
Ministry of Water Resouces		-	40,250.00
High Court of Justice		433,100.00	493,040.00
Ebonyi State Universal Basic Education Board			99,600.00

Examination Development Center			13,490,200.00
Total		117,126,564.74	140,378,791.49
Note 8 Materials and Supplies			
Office of the Executive Governor		12,089,970.00	56,144,420.00
Office of the Deputy Governor		12,108,900.00	34,989,400.00
Department of Border Security and Conflict Resolution		705,000.00	885,000.00
Ebonyi State Council on Public Procurments		600,000.00	400,000.00
Office of the Secretary to the State Government		3,598,200.00	5,134,870.00
Department of Executive Council Matters (EXCO)		900,000.00	1,200,000.00
Department of Economic Affairs		500,000.00	450,000.00
Department of Economic Empowerment & Poverty Alleviation		63,300.00	125,035.00
Liasion office Lagos		483,220.00	415,030.00
Liasion office Abuja		2,727,101.00	2,937,335.00
Ebonyi State House of Assembly		300,000.00	27,095,000.00
Ebonyi State House of Assembly Service Commission		900,000.00	1,255,000.00
Ministry of Information and State Orientation		700,000.00	1,400,000.00
Government Printing Press		57,735,100.00	27,277,500.00
Office of the Head of Services		2,230,000.00	1,230,000.00
Admin. and General Service		450,000.00	450,000.00
Public Service and Manpower Develoment		350,000.00	350,000.00
Office of the Auditor General		137,700.00	-
Establishment , Pension & Management Services		-	294,580.00
State Civil Service Commission		1,243,200.00	2,070,000.00
Local Government Civil Service Commission		210,000.00	315,000.00
Ebonyi State Independent Electoral Commission		159,000.00	46,179,000.00
Ministry of Agriculture and Natural Resources		1,238,000.00	104,500.00
Ministry of Finance and Economic Development		4,198,650.00	3,340,095.00
Office of the Accountant General		17,811,390.00	18,192,550.00
Board of Internal Revenue			145,000.00
Fiscal Responsibility Commission		1,213,500.00	1,772,500.00
Ministry of Commerce and Industry		1,584,050.00	1,360,900.00

Ministry of Power		310,000.00	1,680,200.00
Ministry of Solid Minerals		1,137,680.00	267,050.00
Ministry of Works and Transports		115,100.00	349,000.00
Ministry of Culture and Tourism		471,400.00	378,750.00
Ebonyi State Planning Commission		337,850.00	315,700.00
Ministry of Water Resouces		3,001,664.14	1,377,800.00
Ministry of Land Survey and Housing		274,000.00	637,000.00
Office of the Surveyor-General		90,500.00	107,100.00
Judicial Service Commission		1,000,000.00	-
Ministry of Justice		2,623,900.00	5,006,400.00
High Court of Justice		9,379,500.00	10,395,750.00
Customary Court of Appeal		6,100,000.00	5,920,000.00
Abakaliki Capital Development Board		-	1,213,350.00
Ministry of Education		582,000.00	373,500.00
Ebonyi State Universal Basic Education Board		-	652,500.00
Examination Development Center		-	26,665,000.00
Secondary Education Board		2,212,050.00	2,249,140.00
Ebonyi State Scholarship Board		78,000.00	94,250.00
Ministry of Health		630,000.00	519,600.00
Ebonyi State Health Management Board		98,800.00	57,400.00
Ministry of Enviroment		115,000.00	1,121,600.00
Ministry of Women Affairs and Social Development		674,000.00	1,026,755.00
Ministry of Youth and Sports		1,145,894.00	868,600.00
Ministry of Local Government and Chieftaincy Matters		-	80,000.00
Total		154,613,619.14	296,869,160.00
Note 9 Maintenance Services			
Office of the Executive Governor		376,716,807.67	559,279,045.97
Office of the Deputy Governor		51,045,350.00	18,131,800.00
Department of Border Security and Conflict Resolution		411,000.00	838,000.00
Department of Executive Council Matters (EXCO)		40,000.00	-
Department of Economic Empowerment & Poverty Alleviation		441,200.00	-

Ebonyi State Council on Public Procurments		100,000.00	200,000.00
Office of the Secretary to the State Government		9,277,600.00	7,428,825.00
Liason office Lagos		1,635,850.00	789,000.00
Liason office Abuja		1,847,450.00	3,315,500.00
Ebonyi State House of Assembly		5,100,000.00	52,707,408.00
Ebonyi State House of Assembly Service Commission		300,000.00	100,000.00
Ministry of Information and State Orientation		4,772,000.00	2,418,800.00
Government Printing Press		118,800.00	74,400.00
Office of the Head of Services		470,000.00	150,000.00
Public Service and Manpower Develoment		120,000.00	150,000.00
Office of the Auditor General		181,100.00	412,440.00
State Civil Service Commission		339,000.00	466,800.00
Local Government Civil Service Commission		-	100,000.00
Ebonyi State Independent Electoral Commission		130,000.00	646,700.00
Ministry of Agriculture and Natural Resources		2,575,200.00	890,000.00
Ministry of Finance and Economic Development		3,848,900.00	4,658,500.00
Office of the Accountant General		1,687,950.00	2,660,050.00
Board of Internal Revenue		1,000,000.00	1,175,500.00
Fiscal Responsibility Commission		1,443,900.00	814,500.00
Ministry of Commerce and Industry		1,007,550.00	1,370,100.00
Ministry of Power		366,265,558.66	141,698,996.00
Ministry of Solid Minerals		1,012,000.00	773,950.00
Ministry of Works and Transports		194,650.00	225,950.00
Ministry of Culture and Tourism		134,500.00	7,685,000.00
Ebonyi State Planning Commission		630,600.00	763,000.00
Ministry of Water Resouces		11,820,629.60	582,470.00
Ministry of Land Survey and Housing		149,000.00	498,000.00
Office of the Surveyor-General		452,000.00	333,600.00
Judicial Service Commission		1,300,000.00	2,480,000.00
Ministry of Justice		867,600.00	5,156,500.00
High Court of Justice		6,015,500.00	7,558,091.32

Customary Court of Appeal		11,820,000.00	8,737,000.00
Abakaliki Capital Development Board		-	438,100.00
Ministry of Education		1,290,500.00	1,256,500.00
Ebonyi State Universal Basic Education Board		-	323,000.00
Secondary Education Board		3,312,150.00	2,159,730.00
Ebonyi State Scholarship Board		4,000.00	3,000.00
Ministry of Health		695,000.00	896,000.00
Ebonyi State Health Management Board		7,700.00	50,150.00
Ministry of Enviroment		353,000.00	422,500.00
Ministry of Women Affairs and Social Development		1,183,000.00	1,793,560.00
Ministry of Youth and Sports		290,000.00	689,500.00
State Sports Council		600,000.00	0.00
Total		873,007,045.93	843,301,966.29
Note 10 Training and Capacity Building		-	-
Office of the Executive Governor		-	23,100,000.00
Office of the Deputy Governor		-	535,000.00
Office of the Secretary to the State Government		350,000.00	-
Ebonyi State House of Assembly		-	30,500,000.00
Ministry of Information and State Orientation		3,220,000.00	3,190,000.00
State Civil Service Commission		1,290,200.00	1,645,000.00
Ministry of Agriculture and Natural Resources		20,000.00	305,000.00
Fiscal Responsibility Commission		70,000.00	13,306,000.00
High Court of Justice		-	10,690,000.00
Customary Court of Appeal		-	1,392,000.00
Ministry of Works and Transports		40,000.00	-
Ministry of Education		535,000.00	10,595,500.00
Ministry of Women Affairs and Social Development		16,300.00	-
Ministry of Enviroment		15,000.00	-
Ministry of Justice		444,000.00	-
Total		6,000,500.00	95,258,500.00
Note 11 Security and Safety Services			

Office of the Executive Governor		2,584,706,100.00	3,248,471,730.00
Office of the Deputy Governor		37,200,000.00	1,500,000.00
Department of Border Security and Conflict Resolution		305,000.00	175,000.00
Office of the Secretary to the State Government		4,555,333.33	150,976,322.80
House of Assembly Service Commission		300,000.00	34,820.00
Ebonyi State House of Assembly		46,400,000.00	65,450,000.00
Liason office Lagos		2,251,458.84	-
Office of the Auditor General		12,250.00	-
Ebonyi State Independent Electoral Commission		79,000.00	-
Ministry of Agriculture and Natural Resources		6,000.00	46,914,120.00
Ministry of Finance and Economic Development		819,500.00	1,121,400.00
Office of the Accountant General		671,557.00	325,610.00
Fiscal Responsibility Commission			516,575.00
Ebonyi State Tourism Board		1,000,000.00	
Ministry of Commerce and Industry		25,000.00	1,225,000.00
Office of the Surveyor-General		30,000.00	
Ministry of Culture and Tourism		-	3,538,000.00
Ebonyi State Planning Commission		-	7,000.00
Ministry of Land Survey and Housing		-	2,033,500.00
Ministry of Works and Transports		2,051,500.00	-
Ministry of water Resources		4,961,523.20	-
Ministry of Education		25,000.00	70,000.00
Ebonyi State Universal Basic Education Board			256,000.00
Secondary Education Board		89,000.00	231,050.00
Ministry of Health			40,000.00
Ministry of Enviroment		382,000.00	278,000.00
High Court of Justice		65,000.00	
Total		2,685,935,222.37	3,523,164,127.80
Note 12 Consulting and Professional Services			
Office of the Executive Governor			8,543,610.00
Office of the Secretary to the State Government		10,000,000.00	
Ministry of Finance and Economic Development		100,000.00	84,000.00

Office of the Accountant General		10,089,000.00	
Ministry of Land Survey and Housing		5,216,000.00	
Ebonyi State Universal Basic Education Board			100,000.00
Ministry of Youth and Sports		24,400.00	
Ministry of Justice		229,546,000.00	106,467,500.00
Total		254,975,400.00	115,195,110.00
Note 13 Fuelling and Lubricants			
Office of the Executive Governor		274,912,283.28	293,745,522.25
Office of the Deputy Governor		72,912,100.00	70,634,313.00
Department of Border Security and Conflict Resolution		200,000.00	505,000.00
Office of the Secretary to the State Government		5,511,100.00	10,982,905.00
Department of Economic Affairs			100,000.00
Department of Executive Council Matters (EXCO)		40,000.00	
Department of Economic Empowerment & Poverty Alleviation		156,600.00	45,250.00
Liason office Lagos		1,584,500.00	1,056,114.50
Liason office Abuja		5,876,620.00	7,486,860.00
Ebonyi State House of Assembly		21,403,840.00	32,308,500.00
Ebonyi State House of Assembly Service Commission		900,000.00	1,030,000.00
Ministry of Information and State Orientation		9,065,600.00	4,600,000.00
Government Printing Press		60,000.00	100,900.00
Head of Service		850,000.00	1,360,000.00
Admin and General Service Department			50,000.00
Office of the Auditor General		220,200.00	583,650.00
Local Government Civil Service Commission		690,000.00	635,000.00
Ebonyi State Independent Electoral Commission		2,901,000.00	2,107,300.00
Ministry of Agriculture and Natural Resources		1,172,200.00	641,500.00
Ministry of Finance and Economic Development		1,432,450.00	1,287,555.00
Office of the Accountant General		4,903,223.00	3,475,810.00
Fiscal Responsibility Commission		88,500.00	31,000.00
Board of Internal Revenue			169,000.00
Ministry of Commerce and Industry		1,101,900.00	828,900.00

Ministry of Power			87,539,543.95
Ministry of Solid Minerals		1,015,000.00	442,300.00
Ministry of Works and Transports		1,657,000.00	122,050.00
Ebonyi State Maintenance Agency		60,000.00	
Ministry of Culture and Tourism		1,241,100.00	1,708,550.00
Ebonyi State Planning Commission		206,500.00	276,000.00
Ministry of Water Resouces		10,589,450.00	403,100.00
Ministry of Land Survey and Housing		511,000.00	955,000.00
Office of the Surveyor-General		68,400.00	310,800.00
Judicial Service Commission		2,700,000.00	4,620,000.00
Ministry of Justice		1,335,000.00	347,000.00
High Court of Justice		7,367,551.00	10,855,388.64
Customary Court of Appeal		5,250,000.00	5,040,000.00
Abakaliki Capital Development Board			529,850.00
Ministry of Education		1,083,500.00	448,000.00
Ebonyi State Universal Basic Education Board			1,942,400.00
Secondary Education Board		1,810,650.00	1,873,630.00
Ebonyi State Scholarship Board		74,800.00	61,750.00
Ministry of Health		450,000.00	935,000.00
Ebonyi State Health Management Board		6,600.00	62,150.00
Ministry of Enviroment		610,000.00	665,000.00
Ministry of Local Government and Chieftaincy Matters		900,000.00	770,000.00
Ministry of Youth and Sports		72,300.00	
Total		442,990,967.28	553,672,592.34
Note 14 Financial Charges			
Office of the Governor		448,812.14	
Office of the Executive Governor		250,000.00	165,779.25
Office of the Secretary to the State Government			3,600,654.13
Ministry of Finance and Economic Development		5,000.00	
Office of the Accountant- General			30,780.00
Fiscal Responsibility Commission		500.00	

Ministry of Education		8,000.00	
Total		712,312.14	3,797,213.38
Note 15 Loan Repayments			
Internal Loan			
Excess Crude Loan		1,079,671,147.08	1,079,671,147.08
Salary Bail out Loan		69,530,822.40	69,530,822.40
CACS 1 Loan		2,145,515,914.08	1,057,180,104.09
CACS 2 Loan		1,200,696,579.90	
CBN Anchor Borrowers		635,994,653.50	
Sub Total		5,131,409,116.96	2,206,382,073.57
External Loan		440,448,440.03	401,215,204.13
Sub Total		440,448,440.03	401,215,204.13
Grand Total		5,571,857,556.99	2,607,597,277.70
Note 16 Depreciation/Amortization			
Building		1,227,494,971.26	1,157,026,405.84
Infrastructure - Water		682,918,680.36	676,751,018.92
Infrastructure - Others		4,646,647,788.85	4,141,532,894.37
Plant and Machinery		944,264,343.32	1,014,001,995.04
Furniture and Fittings		308,783,651.61	200,836,616.56
Motor Vehicle		719,550,466.80	580,073,332.24
Office and Other Equipment		359,881,053.47	162,360,179.46
Intangible Assets		4,477,656.25	2,636,875.00
IT Equipment		94,922,659.76	76,232,985.36
Total		8,988,941,271.66	8,011,452,302.79
Note 17 Other Recurrent Expenses			
Refreshment and Meals		131,538,568.62	164,571,250.00
Honorarium and Sitting Allowances		22,473,000.00	24,695,000.00
Publicity and Advertisements		354,794,915.10	237,896,825.90
Medical Expenses		2,304,340.00	1,936,440.00
National Program on Immunization		10,000,000.00	
Wardrob Allowances			8,000,000.00

Postage and Courier Services		266,700.00	499,750.00
Welfare Packages		2,901,231,103.55	3,173,443,022.00
Subscription to Professional Bodies		165,000.00	6,532,000.00
Special Day Celebrations		416,171,450.00	323,612,550.00
Sporting Activities		37,857,345.45	8,500,000.00
FAAC Processing Expenses			1,165,000.00
Annual Budget Expenses		186,178,300.00	5,093,020.00
Agric Related Programme Expences		799,248,902.00	187,500,000.00
Expatriate Allowances		17,083,900.00	28,970,000.00
Gender Related Expenses		645,600.00	1,000,000.00
Foreign Scholarship Scheme			143,683,840.00
Government Donations		1,948,988,326.00	1,037,033,759.00
Mother and Child Initiative		10,000,000.00	
Common Services(Committes)		252,382,318.00	219,534,049.00
Government House Upkeep		138,490,695.88	6,476,000.00
State Youth Empowerment		80,600,000.00	347,800,000.00
Stabilization fund charges		378,336,109.19	332,913,561.73
Promotion		1,720,200.00	
Environment Cleanliness			353,000,000.00
Contingency Fund		1,410,000.00	
Acquisition of Land		-	28,609,411.00
Counterpart Funding		10,000,000.00	1,264,276,974.12
Pension/Gratuity		2,934,024,492.13	1,919,154,598.58
Recess Allowance		3,250,480.00	
Overhead Subventions to Parastatals		30,752,200.00	99,254,707.00
Founding Father's Upkeep		150,000.00	
Medical Expenses - International		10,000,000.00	
Total		10,680,063,945.92	9,925,151,758.33
Note 18 Cash and Cash Equivalents			
MINISTRY OF POWER AND ENERGY		125,817,429.99	12,472,448.05

college of Nursing Uburu		2,105,498.50	
HIGH COURT		17,436.40	3,631,721.31
LIBRARY BOARD		3,159.10	67,301.89
CULTURE & TOURISM		1,108,195.70	201,551.25
ARTS & CULTURE		2,431.82	848.32
SURVEYOR GENERAL'S OFFICE		1,875.78	2,826.78
MINISTRY OF WATER RESOURCES		4,079,521.08	199,352,825.12
MINISTRY OF YOUTH AND SPORTS		8,845,556.32	97,332.86
EBONYI STATE JUDICIAL SERVICE COMMISSION		54,952.70	71,944.05
MINISTRY OF LANDS, SURVEY & HOUSING		172,583,560.64	701,259,017.12
EBONYI STATE TOURISM BOARD		5,316.58	1,707.58
Ministry of Special Projects		7,027,311.00	
SCHOLARSHIP BOARD		10,542.82	44,929,126.97
EXAMINATION DEVELOPMENT CENTER		6,223,519.95	2,760,048.96
SSG'S OFFICE		394,720.85	208,238,521.35
EB - CSDA		52,136,551.55	
OFFICE OF THE GOVERNOR, GOVT. HOUSE		92,105,803.79	415,372,238.44
ACTDB		184,062.61	800,357.57
Ministry of Project Monitoring & Evaluation		231,775,111.58	
MINISTRY OF JUSTICE		10,570.74	13,162.36
AGENCY FOR MASS LIT.		16,883.23	53,343.48
MINISTRY OF HEALTH		3,244.74	4,282.24
MINISTRY OF WOMEN AFFAIRS		194.38	1,603.38
HOSPITAL MANAGEMENT BOARD		6,970,136.73	6,575,740.40
Ebonyi Invest. & Property Co.		4,092,860.20	
CIVIL SERVICE COMMISSION		11,289.88	5,147.93
LOCAL GOVERNMENT SERVICE COMMISSION		11,397.04	113,017.22
HOUSE OF ASSEMBLY SERVICE COMMISSION		2,762.87	7,474.87
MINISTRY OF LOCAL GOVERNMENT AND CHIEFTAINCY MATTERS		205.87	524.81
EBADEP		40,117.99	40,306.99
MIN. OF AGRICULTURE & NATURAL RESOURCES		2,019,142.68	2,877.78

MINISTRY OF WORKS & TRANSPORT		64,718,494.36	44,237,373.78
EBROMA		3,133,098.56	44,572,244.25
HOUSING DEVELOPMENT CORPERATION		34,490.22	60,590.22
OFFICE OF THE HEAD OF SERVICE		13,572.64	154,159.80
PSU-MDG/CGS		410,611.19	8,472,368.22
Office of SSA on Interna Security		1,776,038.00	
MINISTRY OF ENVIRONMENT EBS		3,678,502.00	10,879,888.00
SCHOOL OF HEALTH EZZAMGBO		209,614.41	73,918.03
MINISTRY OF COMMERCE & INDUSTRY		7,992,625.69	8,287,547.53
EBONYI STATE PLANNING COMMISSION		740.30	972.27
EBONYI STATE IND. ELECTORAL COMMISSION		4,086,493.88	2,051,295.13
MINISTRY OF SOLID MINERAL		370.55	13,415.63
WOMEN DEVELOPEMENT CENTRE		10,337.61	173,129.11
Office SSA on Relig/Welf. Matt.		274,161,499.31	
EBS HOUSE ASSEMBLY		1,215,118.05	130,372.20
DEPUTY GOVERNORS OFFICE		549.25	854.25
GOVERNMENT PRINTING PRESS		4,220.17	66,890.02
EBONYI STATE RURAL(EBSRUWASSA)		10,746.29	10,873.22
EBSEMA		62,526.53	4,483.27
Ministry of Econ. Empowmt		1,510,170.13	
FISCAL RESPONSIBILITY		5,307.72	17,954.96
MINISTRY OF FINANCE & ECO.,DEV.		4,756,573.34	3,649.94
MINISTRY OF EDUCATION		4,941.94	5,407.04
NEWMAP		4,607,009,876.71	
SUBEB		1,068,338,147.86	2,726,340,812.77
SECONDARY EDUCATION BOARD		10,674.47	1,029,318.20
MINISTRY OF INFORMATION		1,254.70	47,039,668.78
EBBC		3,545,640.51	4,003,120.05
EBS SPORTS COUNCIL			
NEWSPAPERS & PUBLISHING CO		38,470.86	65,639.94
FADAMA III		500,492.89	10,368,301.17

CUSTOMARY COURT		30,205.23	95,876.23
EBONYI STATE AUDIT		2,902,126.90	2,520.90
EBONYI STATE BOARD OF INTERNAL REVENUE		71,594.13	62,961.13
OFFICE OF THE ACCOUNTANT GENERAL		(1,041,053,391.36)	6,443,969,435.39
EBSG ADP- IITA PROJECT			40,306.99
Grants and Donor Agency		16,148,945.00	
EBOTRANS		8,470,802.93	
Primary Health Care Dev. Agency		1,985.73	
Christain Pilgrim Board		73,672,506.58	
LIASON OFFICE ABUJA		(3,125,775.04)	1,026.56
LIASON OFFICE LAGOS		7,790.63	18,159.40
TOTAL CASH HELD BY MDAs		5,822,029,355.98	10,948,331,833.46
SUB-TREASURY OHAOZARA		0.00	89,932.56
SUB-TREASURY OWUTU EDDA		0.00	0.00
SUB-TREASURY ONICHA		0.00	1,994.24
SUB-TREASURY ISHIELU		0.00	0.00
SUB-TREASURY AFIKPO		0.00	1,146.82
SUB-TREASURY ABAKALIKI		876,329,520.16	352.30
ISHIAGU SUB-TREASURY		0.00	0.00
SUB-TREASURY ONUKE		0.00	0.00
SUB-TREASURY OBIOZARA		0.00	552.30
SUB-TREASURY IKWO		0.00	0.00
TOTAL CASH HELD BY TREASURIES		876,329,520.16	93,978.22
Sub Total - Banks and Treasury		6,698,358,876.14	10,948,425,811.68
Fixed Deposits			
Zenith Bank Plc		-	3,000,000,000.00
Fidelity Bank		-	3,000,000,000.00
UBA Plc		6,979,248,429.12	8,000,000,000.00
FIRST BANK PLC		1,000,000,000.00	-
Sub Total - Fixed Deposits		7,979,248,429.12	14,000,000,000.00
Total Cash and Cash Equivalents		14,675,081,456.92	24,948,425,811.68

Note 19 Receivables			
Statutory Allocations		3,053,867,992.14	3,009,812,315.46
Value Added Tax		966,107,657.92	779,499,166.75
Exchange rate gain		5,507,298.84	
Excess Crude		38,092,677.34	34,272,874.48
Excess Charges Refund			12,221,362.11
Interest from Fixed Deposits		49,315,068.49	177,125,570.50
Forex Equalization			168,745,112.04
Total		4,112,890,694.73	4,181,676,401.34
Note 20 Short Term Loan			
Prepayments represents recoverable Short term to Ebonyi state Fertilizer Blending Company as follows			
Ebonyi State Fertilizer Blending Company		30,662,500.00	158,407,000.00
Ebonyi State Rice World		150,000,000.00	200,000,000.00
Advances		32,000,000.00	
Total		212,662,500.00	358,407,000.00
Note 21 Financial Assets			
FIRST BANK		50,798,670.75	50,798,670.75
FIDELITY BANK		8,611,134.00	8,611,134.00
STERLING BANK		5,098,824.69	5,098,824.69
UNION BANK		359,800.50	359,800.50
FCMB		13.52	13.52
DIAMOND BANK		7,590,000.00	7,590,000.00
ZENITH BANK		31,988,801.15	31,988,801.15
ACCESS BANK		1,871,484.05	1,871,484.05
UAC		50,577,419.50	50,577,419.50
UNILEVER		39,263,734.00	39,263,734.00
ROYAL EXCHANGE ASSURANCE		2,235,334.50	2,235,334.50
EMMENITE		4,000,756.00	4,000,756.00
PZ		21,629,993.80	21,629,993.80

ASHAKA CEMENT		29,324,350.00	29,324,350.00
CAPL		91,217.60	91,217.60
MRS		5,810,815.92	5,810,815.92
NESTLE		451,500.00	451,500.00
GUINNESS		22,274,000.00	22,274,000.00
OANDO		20,673.60	20,673.60
CADBURY		17,321.50	17,321.50
NBL		49,147,680.00	49,147,680.00
FORTE		611,160.00	611,160.00
WESTMINSTER DREDGING		408,576.00	408,576.00
NEIMETH INT PHARM		11,125,000.00	11,125,000.00
GSK		72,538.00	72,538.00
MOBIL		114,240.00	114,240.00
ANAMMCO		15,417,360.00	15,417,360.00
ALEX		32,459,539.09	32,459,539.09
EBSU MICROFINANCE		5,000,000.00	5,000,000.00
Sub Total-Shares invest.		396,371,938.17	396,371,938.17
Civil Servants Agric Loan		2,796,000,000.00	
Total		3,192,371,938.17	396,371,938.17

Note 22 Property, Plants and Equipment as at 31st December, 2018

Descriptions	Building	Infrastructure - Water	Infrastructure - Others	Plants and Machinery	Furniture and Fittings	Motor Vehicles	Office & Other Equipment	Under Constructions	IT Equipments	Total
	N	N	N	N	N	N	N	N	N	N
Opening bal. 1/1/18	37,410,520,450.58	12,858,269,359.39	78,689,124,993.12	5,746,011,305.29	636,925,919.11	2,320,293,328.98	417,497,604.32	18,125,134,397.25	177,876,965.85	156,381,654,323.89
Reclassified	1,069,072,345.42	-	11,584,033,574.52	-	-	-	-	(12,653,105,919.94)	-	0.00
Additions	2,436,906,245.87	800,104,247.77	2,659,797,209.33	549,084,316.85	649,672,629.25	1,277,459,005.00	867,791,872.35	31,253,578,524.77	138,531,900.00	40,632,925,951.19
	40,916,499,041.87	13,658,373,607.16	92,932,955,776.97	6,295,095,622.14	1,286,598,548.36	3,597,752,333.98	1,285,289,476.67	36,725,607,002.08	316,408,865.85	197,014,580,275.08
Depreciation	1,227,494,971.26	682,918,680.36	4,646,647,788.85	944,264,343.32	308,783,651.61	719,550,466.80	359,881,053.47	0.00	94,922,659.76	8,984,463,615.41
Written Down Value 31/12/18	39,689,004,070.61	12,975,454,926.80	88,286,307,988.12	5,350,831,278.82	977,814,896.75	2,878,201,867.18	925,408,423.20	36,725,607,002.08	221,486,206.10	188,030,116,659.67

Note 23 Intangible Assets			
Opening			
		7,910,625.00	9,712,500.00
Addition for the year		10,000,000.00	835,000.00
Amortisation		(4,477,656.25)	(2,636,875.00)
Written Down Value		13,432,968.75	7,910,625.00
Note 24 Payables			
Salary Arrears		1,742,769,879.70	79,541,000.00
		1,742,769,879.70	79,541,000.00
This represents the arrears of Corpers Allowances the EBSG is committed to pay within the next 12 months			
Note 25 Pension and Gratuity		343,232,254.99	477,932,719.43
		343,232,254.99	477,932,719.43
This represents the arrears of Gratuity the EBSG is committed to pay within the next 12 months			
Note 26 Financial Liabilities			
Foriegn Loan		440,448,440.03	31,282,856.03
Salary Bail out		24,247,596.87	5,794,235.20
Excess Crude		56,639,135.41	89,972,595.59
CACs1		115,143,038.38	178,792,992.84
CACs2		647,956,051.56	
Total Financial Liabilities		1,284,434,262.25	305,842,679.66
Note 27 Pension and Gratuity			
Pension		393,668,734.03	182,864,920.95
Gratuity		2,364,615,352.09	1,196,910,243.88
Total		2,758,284,086.12	1,379,775,164.83
This represents the arrears of Pension & Gratuity the EBSG is committed to pay after the next 12 months			
Note 28 Financial Liabilities			
Internal Loans			
Salary Bail out		3,762,734,693.81	1,216,789,392.00
Excess Crude		7,658,878,745.31	18,984,217,669.49
CACS1		701,961,030.20	635,994,652.94
CACS2		4,578,869,850.31	5,900,168,763.72

Contracts Retention Arrears		2,480,500,000.00	
Budget Support		17,569,000,000.00	
Sub Total		36,751,944,319.63	26,737,170,478.15
Foriegn Loan			
Ebonyi State -HIV/AIDS Programme-IDA		1,031,011,191.64	1,116,716,229.00
Ebonyi State- Health System Development -IDA		1,016,769,689.49	1,082,945,549.27
Ebonyi State-Community Based Urban Dev. Project -IDA		5,427,750,236.09	5,714,637,787.51
Ebonyi State -Universal Basic Education-IDA		1,032,450,379.88	1,141,670,756.14
Ebonyi State -Community Based Poverty Reduction-IDA		1,249,547,344.18	1,339,871,522.44
Ebonyi State - Community and Social Dev. Project		1,609,420,932.24	1,658,663,227.66
Ebonyi State Third National Fadama Dev. Project		2,027,610,381.61	2,095,894,687.59
Ebonyi State Health System Dev. Project(Addtn Financing)		537,808,906.38	553,991,099.54
Ebonyi State-Second HIV/AIDS Program Dev. Project		781,919,546.34	792,103,224.10
Ebonyi State-Nigeria Erosion and Watershed Mgt Proj.		7,170,539,882.02	7,269,231,286.68
Sub Total		21,884,828,489.87	22,734,442,513.05
Total Financial Liabilities		58,636,772,809.50	49,471,612,991.20
Note 29 Net Assets/Equity			
Accumulated Surplus		65,947,058,085.40	38,290,603,593.41
Reserves		79,573,986,440.27	96,234,348,919.90
Total		145,521,044,525.68	134,524,952,513.31
Note 30 Allocations from Federation Accounts			
Statutory Allocations from Federation Account		38,040,875,187.02	22,507,723,723.00
VAT Allocation from Federation Account		10,215,563,508.52	8,327,018,409.00
Exchange Rate Gain		902,575,077.06	
Excess Crude		458,614,880.52	540,675,379.32
Forex Equalization		168,745,112.04	1,739,904,114.00
Excess Bank Charges Refund		86,122,025.87	
Paris Club Refund		7,662,396,899.26	12,247,984,837.20
Non Oil Revenue		-	361,151,823.00
Total		57,534,892,690.29	45,724,458,285.50

Note 31 Internally Generated Revenue			
Taxes		4,324,072,625.98	3,656,270,286.47
Licences		162,169,335.00	124,719,159.00
Fines		3,523,210.00	4,863,840.00
Fees		1,000,548,976.00	901,700,455.00
Sales		289,100.00	8,641,820.00
Earnings		607,344,356.92	167,227,071.19
Reimbursements		16,000.00	112,619,002.00
Rent		11,092,000.00	6,671,000.00
Interest		6,292,413.45	
Miscellaneous		1,000.00	
Total		6,115,349,017.35	4,982,712,633.66
Note 32 Employee Compensation			
Employee Compensation 1/1/2018		79,541,000.00	188,787,663.20
Reported in statement of Financial Performance 31/12/2018		11,128,136,167.58	11,091,003,476.96
Employee Compensation (Prepayment) 1/1/2018		0.00	(168,000,000.00)
Employee Compensation 31/12/2018		0.00	(79,541,000.00)
Cash Flows		11,207,677,167.58	11,032,250,140.16
Note 33 Overhead Cost			
Traveling and Transports		763,822,028.65	918,838,684.24
Utilities - General		117,128,582.74	140,378,791.49
Material and Supplies		154,615,637.14	296,869,160.00
Maintenance Services		873,011,081.93	843,301,966.29
Traianing and Capacity Building		6,002,518.00	95,258,500.00
Consulting and Professional Services		2,685,937,240.37	115,195,110.00
Fuelling and Lubricants		254,975,400.00	553,672,592.34
Financial Charges		442,995,003.28	3,797,213.38
Refreshment and Meals		131,538,568.62	164,571,250.00
Honorarium and Sitting Allowances		22,473,000.00	24,695,000.00

Publicity and Advertisements		354,794,915.10	237,896,825.90
Medical Expenses		2,304,340.00	1,936,440.00
Wardrob Allowances			8,000,000.00
Postage and Courier Services		266,700.00	499,750.00
Welfare Packages		2,901,231,103.55	3,173,443,022.00
Subscription to Professional Bodies		165,000.00	6,532,000.00
Special Day Celebrations		416,171,450.00	323,612,550.00
Sporting Activities		37,857,345.45	8,500,000.00
FAAC Processing Expenses			1,165,000.00
Annual Budget Expenses		186,178,300.00	5,093,020.00
Expartriate Allowances		17,083,900.00	28,970,000.00
Gender Related Expenses		645,600.00	1,000,000.00
Foreign Scholarship Scheme			143,683,840.00
Mother and Child Initiative		10,000,000.00	
Common Services(Committes)		252,382,318.00	219,534,049.00
Government House Upkeep		138,490,695.88	6,476,000.00
State Youth Empowerment		80,600,000.00	347,800,000.00
Stablization fund charges		378,336,109.19	332,913,561.73
Promotion		1,720,200.00	
Environment Cleanliness			353,000,000.00
Contingency Fund		1,410,000.00	
Acquisition of Land		-	28,609,411.00
Pension/Gratuity		2,934,024,492.13	1,919,154,598.58
Recess Allowance		3,250,480.00	
Overhead Subventions to Parastatals		30,752,200.00	99,254,707.00
Founding Father's Upkeep		150,000.00	
Medical Expenses - International		10,000,000.00	
		7,911,826,717.92	8,385,243,737.37
Note 34 Service wide Vote			
Security and Safety Services		2,685,937,240.37	3,523,164,127.80
Government Donations		1,948,988,326.00	1,037,033,759.00

Total		4,634,925,566.37	4,560,197,886.80
Note 35 Programme Related Experiences			
Counterpart Funding		60,000,000.00	1,264,276,974.12
National Program on Immunizatin		10,000,000.00	
Agricultural Programme Expenses		799,248,902.00	305,727,406.64
Total		869,248,902.00	1,570,004,380.76
Note 36 Pension/ Gratuity			
Pension		1,690,216,035.28	1,441,221,879.59
Gratuity		419,551,609.04	491,383,585.50
Total		2,109,767,644.32	1,932,605,465.09
Note 37 Term Loans			
Ebonyi State Fertilizer Blending Company LTD		30,662,500.00	58,407,000.00
Ebonyi State Rice World LTD		150,000,000.00	200,000,000.00
Advances		32,000,000.00	
Total		212,662,500.00	258,407,000.00
Note 38 Repayment of Internal Loans			
Excess Crude Loan		1,079,671,147.08	1,079,671,147.08
Salary Bail out Loan		69,530,822.40	69,530,822.40
CACS 1 Loan		2,145,515,914.08	1,060,213,983.20
CACS 2 Loan		1,200,696,579.90	
CBN Anchor Borrowers		635,994,653.50	
Sub Total		5,131,409,116.96	2,209,415,952.68
Note 39 Other Assets			
Intangible Asset		10,000,000.00	(835,000.00)
Total		10,000,000.00	(835,000.00)
Note 40 Public Debt Charges			
Excess Crude Loan		850,406,049.50	1,079,671,147.08
Salary Bail out Loan		69,530,822.40	69,530,822.40
CACS 1 Loan		161,235,127.50	1,057,180,104.09

CACS 2 Loan		447,818,436.92	
CBN Anchor Borrowers		25,466,524.72	
Foreign Loan		440,448,440.03	401,215,204.13
Total		1,994,905,401.07	2,607,597,277.70
Note 41 Investment Income			
Fixed Deposit Interest - Office of the Accountant-General		1,369,577,631.07	
Dividend - Ebonyi Invest. & Property Co. Ltd		19,933,962.90	
Investment Income - Office of the Governor		12,822,950.00	
Total		1,402,334,543.97	