



**GOVERNMENT OF  
EBONYI STATE OF NIGERIA**

**REPORT OF  
THE AUDITOR-GENERAL OF  
EBONYI STATE OF NIGERIA  
ON THE FINANCIAL STATEMENTS**

**FOR THE YEAR ENDED  
31ST DECEMBER, 2021**

**TO**

**EBONYI STATE HOUSE OF ASSEMBLY**



HIS EXCELLENCY  
**ENGR. CHIEF DAVID NWEZE UMAHI** FNSE, FNATE  
EXECUTIVE GOVERNOR OF EBONYI STATE



**HIS EXCELLENCY  
BARR. ERIC KELECHI IGWE PH.D  
DEPUTY GOVERNOR OF EBONYI STATE**





**RT. HON.  
OGBONNIA FRANCIS NWIFURU  
SPEAKER EBONYI STATE HOUSE OF ASSEMBLY**



MY LORD  
HON. JUSTICE ELVIS ANAGU NGENE  
CHIEF JUDGE OF EBONYI STATE



**HON. CHINEDU ONAH**  
CHAIRMAN, HOUSE COMMITTEE ON PUBLIC ACCOUNTS



**ELDER U.S.A. UDU**, PhD, FCNA, FCTI, CPA Ireland, ACCrF  
**AUDITOR-GENERAL, EBONYI STATE**

EBONYI STATE GOVERNMENT OF NIGERIA



**2021 ANNUAL ACCOUNTS AUDIT TEAM**



## TABLE OF CONTENT

### CHAPTER ONE

PREAMBLE	1
1.1. The Financial Statements of Government of Ebonyi State of Nigeria for the year ended 31st December, 2021.....	1
1.2. The Financial Statements prepared in line with the International Public Sector Accounting Standards (IPSAS) Accrual .....	1
1.3 Special Opinion .....	1
Disclosure Note in the State Financial Statements for 2020 .....	2
1.4. General Observations .....	4
1.4.1 Recoveries (Savings) From Social Benefits.....	4

### CHAPTER TWO

#### CONSOLIDATED STATEMENT OF FINANCIAL PERFORMANCE (REVENUE)

2.1. Internally Generated Revenue (IGR) .....	6
2.1.1. IGR Budget Performance (Economic Classification) .....	7
2.1.2. IGR Subheads that Exceeded Budget Provisions .....	7
2.1.3. Subheads that Performed Below their Budgetary Provisions.....	8
2.1.4. Internally Generated Revenue Performance of MDAs.....	8
2.1.5. MDAs that Did Not Meet Their Revenue Targets for the Year.....	10
2.1.6 2021 IGR Performance of MDAs Against 2020 Level.....	10
2.1.7 MDAs That Reported Drops in Revenue.....	12
2.2. Receipts From FAAC .....	13
2.2.1 FAAC Revenue Items for Which EBSG Received Nothing.....	14
2.3 Revenue Other Than IGR and FAAC.....	15
2.3.1 AIDS and Grants.....	15
2.3.2 Other Independent Revenue.....	15

### CHAPTER THREE

#### STATEMENT OF FINANCIAL PERFORMANCE (RECURRENT EXPENDITURE)

3.1 Personnel Cost Dropped by 1.98% As Against 2020.....	17
3.1.1. Personnel Cost Budget Performance of MDAs .....	18
3.1.2. Social Benefits .....	23
3.2. Overheads.....	24
3.2.1. Overheads Increased by 29.75% of 2020 But it is 86.75% of the 2021 Budget.....	24
3.2.2. Comparison of 2021 Overhead Performance with 2020.....	24
3.2.3. Significant Reduction in Overhead Costs were observed on.....	25
3.2.4. Overhead Budget Performance (Economic Classification).....	26
3.2.5 Overhead Budget Performance by MDAs.....	27

3.3 Grants and Contributions.....	32
3.4 Public Debt Charges.....	32
3.5 Depreciation Amortization .....	33
3.6 Surplus of Revenue Over Recurrent Expenditure For the Year 2021.....	34

## CHAPTER FOUR

### STATEMENT OF FINANCIAL POSITION

4.1. Current Assets .....	36
4.1.1. Cash and Cash Equivalents .....	36
4.1.2. Receivables .....	37
4.2. Current Liabilities .....	37
4.2.1. Current Portion of Long Term Liabilities.....	37
4.2.2. Liquidity of the State Government.....	38
4.3 Capital Expenditure.....	38
4.3.1 Non-Current Assets Balances.....	40
4.3.2 Capital Budget Performance of MDAs.....	42
4.3.3. MDAs That Did Not Access Their Capital Budgets .....	46
4.4. Internal Loans .....	47
4.5. Foreign Loans .....	49
4.6 Summary of the State's Liabilities .....	50

## CHAPTER FIVE

### CONSOLIDATED STATEMENT OF CASH FLOW

5.1. Sources of Cash .....	51
5.2. Uses of Cash .....	51
5.3. Closing Cash/Cash Equivalent .....	52
Audit Certificate .....	54

**Appendixes:** Accountant-General's Annual Financial Statements for the year ended 31st December, 2021

## **CHAPTER ONE PREAMBLE**

**1.1** The Financial Statements of the Government of Ebonyi State of Nigeria for the year ended 31<sup>st</sup> December, 2021 was submitted to me by the State Accountant General on 21<sup>st</sup> April, 2022 in accordance with Section 125(5) of the Constitution of the Federal Republic of Nigeria, 1999, (as amended) and Section 18(1) of Ebonyi State Public Sector Audit Law No. 008 of 2021.

**1.2** The Financial Statements prepared in line with International Public Sector Accounting Standards (IPSAS Accrual) have been examined by me pursuant to Section 125(2) of the Constitution of the Federal Republic of Nigeria, 1999, as amended, and Section 13(1) of Ebonyi State Public Sector Audit Law No. 008 of 2021.

### **1.3 Special Opinion:**

Ebonyi State is eligible to receive grant financing from the Federal Government subject to performance against predefined criteria in the World Bank assisted States Fiscal Transparency, Accountability and Sustainability Programme for Results (SFTAS Programme). The expenditure frameworks (and receipts) are detailed in Notes 7, 9-12, in the attached General Purpose Financial Statements of Ebonyi State Government restated in the table below:

In my opinion, Notes 7, 9-12, presents fairly, in all material respects, the expenditures incurred (and funds received) against the SFTAS Programme including expenditures on other programmes by the Government of Ebonyi State of Nigeria for the year ended December 31, 2021 in accordance with IPSAS as described in the Statement of Significant Accounting Policies.

### **Disclosure Note in the State Financial Statements for 2021**

Ebonyi State is participating in the World Bank assisted States Fiscal Transparency, Accountability and Sustainability (SFTAS) Programme for Results. For participation in the Programme, the State must fully meet the Eligibility Criteria and amount earned is determined by performance against a set of Disbursement Linked Results which terms are defined in the Subsidiary Grant Agreement dated 14th December, 2020. The achievement of performance by the State is verified by an Independent Verification Agent (IVA). The Programme Expenditure Framework for SFTAS Programme comprises expenditures incurred in the following budget lines as shown in Table 1 below:

**Table 1: 2019 – 2021 Budget Line Expenditure Framework**

MDAs	2021			2020			2019		
	Personnel Cost	Overheads	Total	Personnel Cost	Overheads	Total	Personnel Cost	Overhead s	Total
	₦	₦	₦	₦	₦	₦	₦	₦	₦
Ministry of Finance and Economic Development	527,895,890.43	11,580,335.72	539,476,226.15	570,098,254.96	76,382,460.00	646,480,714.96	385,866,615.15	9,993,150.00	395,859,765.51
Office of the State Accountant General	55,533,415.63	806,908,353.74	862,441,769.37	48,344,424.05	16,929,700.00	65,274,124.05	42,112,003.31	9,152,800.00	51,264,803.31
Ebonyi State Internal Revenue Service	125,009,310.32	21,333,333.33	146,342,643.65	143,291,465.87	24,100,000.00	167,391,465.87	127,659,693.04	6,455,480.00	134,115,173.04
Ministry of Budget, Planning Research & Monitoring				22,202,095.76	2,579,700.00	24,781,795.76	36,458,174.30	6,593,000.00	43,051,174.30
<b>Total</b>	<b>708,438,616.38</b>	<b>839,822,022.79</b>	<b>1,548,260,639.17</b>	<b>783,936,240.64</b>	<b>119,991,860.00</b>	<b>903,928,100.64</b>	<b>592,096,485.80</b>	<b>32,194,430.00</b>	<b>624,290,916.16</b>

The State was found eligible to participate in the Programme for 2020 for which verification and disbursements occurred during the year. Verification and disbursement for 2021 is to occur in 2022. The disbursements below were received as grants from the Federal Government in the State’s [Consolidated Revenue Fund] and are reflected in the activity and balances under Note 36-41.

**Table 2: Disbursement from the Federal Government (SFTAS)**

	2021 (₦)	2020 (₦)
Amount Earned for 2019 performance	-	6,954,000,000.00
Amount Earned for 2020 performance	<u>3,849,090,000.00</u>	-
Total	<u><b>3,849,090,000.00</b></u>	<u><b>6,954,000,000.00</b></u>

## 1.4 General Observations

### 1.4.1 Recoveries From Social Benefits

In the course of the year ended 31st December, 2021, Audit processed a total of 166 Personal files of retired or dead Civil Servants from the Office of Head of Service. Observed discrepancies arising from the personal files and the service history of the officers led to the recovery of a total of **twenty million, five hundred and thirty thousand, four hundred and twenty one naira, forty eight kobo (20,530,421.48)**. This amount is **sixteen million, four hundred and twenty four thousand, nine hundred and forty nine naira, ninety two kobo (N16,424,949.92)** less than recoveries from Social Benefits in 2020 of **thirty six million, nine hundred and fifty five thousand, three hundred and seventy one naira, forty kobo (N36,955,371.40)**. This is an indication that the office of the Head of Service is now more careful while processing retired or dead Civil Servants documents.

The recoveries stem from the following Audit Observations:

	2021 ₦	2020 ₦
<b>1. Wrong Application of:</b>		
a. Length of Service	2,914,950.55	5,028,895.90
b. Salary Tables	398,957.19	5,450,209.89
c. Salary grade level & step	10,533.60	1,962,921.15
d. Terminal benefits	-	5,713,479.47
e. Pensions/Gratuity Rates	-	8,647.44
f. Total Emoluments	4,816,902.39	
<b>2. Others</b>		

a. Salary Overpayments to retired/deceased officers	6,750,876.62	9,077,506.86
b. Outstanding State Agric Loan	3,233,872.46	5,879,250.00
c. Outstanding Housing Estate Payments	2,404,328.67	3,794,077.37
d. Outstanding Payments for Computers	-	18,383.32
e. Replacement of two Air Conditioners	-	22,000.00
	<u>20,530,421.48</u>	<u>36,955,371.40</u>

The Head of Service has been advised accordingly.

**CHAPTER TWO**  
**CONSOLIDATED STATEMENT OF FINANCIAL PERFORMANCE**  
**(REVENUE)**

**2.1 Internally Generated Revenue (IGR)**

Internally Generated Revenue (IGR) for the year ended 31<sup>st</sup> December, 2021 amounted to **twenty six billion, four million, sixty eight thousand, two hundred and ninety nine naira, seventy nine kobo (26,004,068,299.79)** This represents 118.59% performance on the budget of **twenty one billion, nine hundred and twenty eight million, forty three thousand, six hundred and sixty nine naira, seventy eight kobo (N21,928,043,669.78)** for the year. The IGR performance for the year represents an increase of 122.07% over IGR received from the same sources in 2020 of **twenty one billion, three hundred and two million, five hundred and twenty-seven thousand, three hundred and eighty one naira, ninety one kobo (N21,302,527,381.91)** or **four billion, seven hundred and one million, five hundred and forty thousand, nine hundred and seventeen naira, eighty eight kobo (N4,701,540,917.88)** increase.



### 2.1.1 IGR Budget Performance (Economic Classification)

The IGR budget performance of the State according to Economic Classification is as detailed below:

ACTUAL 2020	IGR ITEMS	ACTUAL 2021	2021 BUDGET	% PERFORMANCE
6,361,234,312.26	Taxes	13,812,536,428.50	6,530,454,923.75	211.51
280,805,828.52	Licenses	99,326,087.10	92,640,000.00	107.22
15,532,283.88	Fines	11,682,448.09	108,970,454.16	10.72
4,695,594,365.26	Fees	4,651,663,603.78	3,598,535,126.42	129.27
3,436,117,543.35	Sales	3,764,662,173.10	58,264,572.50	6461.32
869,597,092.62	Earnings	49,704,938.39	74,409,690.25	66.80
235,982,128.59	Rents	786,572,213.60	1,264,768,902.70	62.19
57,268,513.34	Investment/Income	234,128,821.06	-	100
544,464,828.33	Interest Earned	-	-	0.00
191,667,437.30	Re-imburement		5,100,000,000.00	0.00
4,614,263,048.46	Other Independent Rev.	2,593,791,586.17	5,100,000,000.00	50.86
<b>21,302,527,381.91</b>	<b>Total</b>	<b>26,004,068,299.79</b>	<b>21,928,043,669.78</b>	<b>118.59</b>

### 2.1.2 IGR Subheads that exceeded budget provisions

Four IGR subheads as shown below surpassed their revenue budgets for the year with the corresponding percentages

IGR Items	2021 Actual ₦	2021 Budget Provision ₦	% Performance
Taxes	13,812,536,428.50	6,530,454,923.75	211.51
Licenses	99,326,087.10	92,640,000.00	107.22

Fees	4,651,663,603.78	3,598,535,126.42	129.27
Sales	3,764,662,173.10	58,264,572.50	6,461.32

### 2.1.3 Subheads That Performed Below Their Budgetary Provisions

Performances on the other four subheads were below their budgetary provisions and ranged from 10.72% to 88.51% as detailed below:

Fines	10.72%
Earnings	66.80%
Rent	62.19%
Other Independent Revenue	50.86

### 2.1.4 Internally Generated Revenue Performance of MDAs

The IGR performance of Ministries, Departments and Agencies (MDAs) against their final revenue budgets for the year ended 31<sup>st</sup> December, 2021 is as detailed below:

S/N	MDAs	ACTUAL 2021	BUDGET 2021	% PERFORMANCE
1	Ministry of Capital Territory	179,920,542.02	260,720,000.00	69.01
2	Board of Internal Revenue	10,923,110,721.89	7,852,611,657.83	139.10
3	Min. of Education	59,062,756.70	200,000,000.00	29.53
4	Exam Development Centre	107,866,973.97	203,050,000.00	53.12
5	High Court	21,308,379.00	59,705,000.00	35.69
6	Commerce & Industry	2,234,528,712.00	130,340,000.00	1,714.38
7	Solid mineral	3,177,181,166.29	1,513,300,000.00	209.95
8	Works & Transport	36,782,009.58	176,860,000.00	20.80
9	Internal Security	137,500.00	3,000,000.00	4.58
10	Attitudinal Change		7,600,000.00	-
11	HOS	4,306,730.50	150,000.00	2,871.15
12	ICT	13,156,955.00	47,000,000.00	27.99

13	Environment	35,701,758.09	46,200,000.00	77.28
14	Youths & Sports	2,069,500.00	3,800,000.00	54.46
15	Culture & Tourism	9,001,000.00	4,750,000.00	189.49
16	Min. of Health	1,097,900.00	1,050,000.00	104.56
17	Lands & Survey	1,804,410,994.79	182,820,000.00	986.99
18	Ministry of Power & Energy	9,986,000.00	1,800,000.00	554.78
19	Min. of Justice	8,510,560.00	1,330,000.00	639.89
20	Ebonyi State Hospt. Mgt. Board	3,697,250.00	-	100.00
21	EBSIEC	452,000.00	806,000.00	56.08
22	Fertilizer Blend Plant	-	50,000.00	-
23	SSG	85,000.00	800,000.00	10.63
24	Office of the State Auditor-General	154,100.00	40,000.00	385.25
25	Min. of Finance & Econ. Dev.	234,128,821.06	466,360,000.00	50.20
26	Min. of Rice Mill Dev.	2,000,000.00	12,850,000.00	15.56
27	Min. of Local Govt. & Chieftaincy	-	5,200,000.00	-
28	Customary Court of Appeal	-	1,300,000.00	-
29	Office of the Accountant-General	3,120,156,093.65	51,800,000,000.00	6.02
30	Housing & Urban Dev.	-	500,000.00	-
31	Women Affairs & Social Dev.	762,100.00	590,000.00	129.17
32	State Council on Public Procurement	15,486,230.00	4,200,000.00	368.72
33	Market Dev. & Monitoring	736,016,480.00	-	-
34	SSA on Private School	662,969,679.07	800,000.00	82,871.21
35	Govt. House	-	61,600,000.00	-
36	SDG		2,000,000.00	-
37	Min. of Information & State Orientation		4,000,000.00	-
38	Agriculture & National Resources	6,047,800.00	45,230,000.00	13.37
39	Human Cap. Dev & Monitoring	-	3,100,000.00	-
40	Water Resources	-	1,800,000.00	-
41	Min. of Business Development		1,000,000.00	-
42	UBEB		2,000,000.00	-
43	Library Board	181,000.00	1,000,000.00	18.10
44	College of Education Ikwo	793,902,079.30	1,544,784,600.00	51.39
45	School of Health Tech Ngbo	51,998,375.22	3,000,000.00	1,733.28
46	Sch. Of Nursing & Midwifery	65,179,537.41	8,000,000.00	814.74
47	Ebonyi State Health Insurance Agency	-	51,800,000.00	-
48	Ebonyi State Agriculture Land Dev. Board	-	1,000,000.00	-
49	Ebonyi State University	1,682,711,594.24		100.00
		<b>26,004,068,299.79</b>	<b>21,928,043,669.78</b>	<b>118.59</b>

## 2.1.5 MDAs That Did Not Meet Their Revenue Targets for the Year

The following MDAs did not meet their revenue targets for the year ended 31<sup>st</sup> December, 2021.

S/No	MDA	Revenue Budget Performance %
1	Ministry of Capital Territory	69.01
2	Ministry of Education	29.53
3	Examination Dev. Centre	53.12
4	Judiciary: High Court	35.69
5	Ministry of Works and Transport	20.80
6	Ministry of Internal Security	4.58
7	Information and communication Tech.	25.87
8	Ministry of Environment	77.28
9	Ministry of Youth and Sports Dev.	54.46
10	Ebonyi State Independent Electoral Commission	56.08
11	Office of the Secretary to the State Government	10.63
12	Ministry of Rice Mill Development	15.56
13	Office of the Accountant General	6.02
14	Ministry of Agriculture and Natural Resources	13.37
15	Ebonyi State Library Board	18.10
16	Ebonyi State College of Education, Ikwo	51.39

## 2.1.6 2021 IGR Performance of MDAs Against 2020 Level

MDA	2021 Actual	2020 Actual	% Increase/ (Decrease)
Office of the Accountant	3,120,156,093.65	5,463,351,360.21	(42.89)
Internal Revenue Service	10,923,110,721.89	7,017,958,361.25	55.65
Ministry of Finance & Eco. Dev.	234,128,821.06	35,352,394.28	562.27
Min. of Local Government Chieftaincy Matters & Rural Development		7,552,762.40	(100.00)

Ebonyi State University	1,682,711,594.24	2,154,207,295.00	(21.89)
State College of Education, Ikwo	793,902,079.30	26,690,100.00	2,874.52
Ministry of Works and Transport	36,782,009.58	140,528,757.54	(73.83)
Ministry of Capital Territory Development	179,920,542.02	398,303,307.95	(54.83)
Office of the Secretary to the State Government	85,000.00	169,600.00	(49.88)
Ministry of Agric & Natural Resources	6,047,800.00	59,173,437.46	(89.78)
Ministry of Commerce and Industry	2,234,528,712.00	3,489,172,096.17	(35.96)
Office of the State Auditor General	154,100.00	18,000.00	756.11
Ministry of Culture and Tourism	9,001,000.00	22,532,229.00	(60.05)
Ministry of Lands and Survey	1,804,410,994.79	125,445,082.94	1,338.41
Ministry of Solid Mineral	3,177,181,166.29	1,779,855,827.07	78.51
Ministry of Justice	8,510,560.00	11,208,900.95	(24.07)
Judiciary: High Court	21,308,379.00	34,084,941.76	(37.48)
State Library Board	181,000.00	22,000.00	722.73
Judiciary: Customary Court of Appeal	-	487,297.50	(100.00)
Ministry of Education	59,062,756.70	193,685,933.31	(69.51)
Ministry of Youth & Sports Dev.	2,069,500.00	966,000.00	114.23
Ministry of Women Affairs	762,100.00	344,200.00	121.41
Ministry of Environment	35,701,758.09	34,781,978.97	2.64
Ministry of Health	1,097,900.00	22,928,142.25	(95.21)
School of Health Tech, Ngbo	51,998,375.30	22,783,558.07	128.23
College of Nursing & Midwifery	65,179,537.41	25,523,491.75	155.37
State Hospital Management Board	3,697,250.00	3,411,250.00	8.38
Ebonyi Investment & Property Coy Ltd.	-	21,916,119.06	(100.00)
EBSIEC	452,000.00	54,506,424.00	(99.17)
Head of Service	4,306,730.00	523,050.00	723.39
Ministry of Power & Energy	9,986,000.00	2,290,000.00	336.07
Information & Communication Technology	13,156,955.00	201,816,104.26	(93.48)
Ebonyi Fertilizer & Chemical Coy	-	62,400.00	(100.00)

Department of Petroleum Resources	-	8,473,455.00	(100.00)
Min. Of Housing & Urban Dev.	-	860,500.00	(100.00)
Examination Dev. Centre	107,866,973.97	60,783,926.30	77.46
Ministry of Infrastructure	-	8,000.00	(100.00)
Ministry of Market Development	736,016,480.00	171,921,699.59	328.11
Ministry of Rice Mill Development	2,000,000.00	2,000,000.00	-
Secondary Education Board	-	24,000.00	(100.00)
State Council on Public Procurement	15,486,230.00	14,080,876.19	9.98
EBOTRANS	-	2,500,000.00	-
SSA on Private Schools	662,969,679.07	-	100.00
Ministry of Internal Security	137,500.00	-	100.00

### 2.1.7 MDAs That Reported Drops in Revenue

Drops in Revenue are reported for the following MDAs in 2021 against their revenue performance in 2020.

MDA	2021 Actual	2020 Actual	% Increase/ (Decrease)
Office of the Accountant	3,120,156,093.65	5,463,351,360.21	(42.89)
Min. of Local Government Chieftaincy Matters & Rural Development		7,552,762.40	(100.00)
Ebonyi State University	1,682,711,594.24	2,154,207,295.00	(21.89)
Ministry of Works and Transport	36,782,009.58	140,528,757.54	(73.83)
Ministry of Capital Territory Development	179,920,542.02	398,303,307.95	(54.83)
Office of the Secretary to the State Government	85,000.00	169,600.00	(49.88)
Ministry of Agric & Natural Resources	6,047,800.00	59,173,437.46	(89.78)
Ministry of Commerce and Industry	2,234,528,712.00	3,489,172,096.17	(35.96)
Ministry of Culture and Tourism	9,001,000.00	22,532,229.00	(60.05)
Ministry of Justice	8,510,560.00	11,208,900.95	(24.07)
Judiciary: High Court	21,308,379.00	34,084,941.76	(37.48)
Judiciary: Customary Court of Appeal	-	487,297.50	(100.00)
Ministry of Education	59,062,756.70	193,685,933.31	(69.51)

Ministry of Health	1,097,900.00	22,928,142.25	(95.21)
Ebonyi Investment & Property Coy Ltd.	-	21,916,119.06	(100.00)
EBSIEC	452,000.00	54,506,424.00	(99.17)
Information & Communication Technology	13,156,955.00	201,816,104.26	(93.48)
Ebonyi Fertilizer & Chemical Coy	-	62,400.00	(100.00)
Department of Petroleum Resources	-	8,473,455.00	(100.00)
Min. Of Housing & Urban Dev.	-	860,500.00	(100.00)
Ministry of Infrastructure	-	8,000.00	(100.00)
Secondary Education Board	-	24,000.00	(100.00)
EBOTRANS	-	2,500,000.00	(100.00)

## 2.2 Receipts from FAAC

For the year ended 31<sup>st</sup> December 2021, Receipts from Federation Account Allocation Committee (FAAC) amounted to **fifty four billion, four hundred and ninety seven million, three hundred and fifty eight thousand, nine hundred and twenty one naira, eighty seven kobo (₦54,497,358,921.87)**, This represents 105.59% of the FAAC Receipts budget of **fifty one billion, six hundred and thirteen million naira (₦51,613,000,000.00)** for the year.

FAAC Receipts rose from **forty seven billion, six hundred and five million, six hundred and thirty five thousand, two hundred and thirteen naira, forty five kobo (₦47,605,635,213.45)** in 2020 to **fifty four billion, four hundred and ninety seven million, three hundred and fifty eight thousand, nine hundred and twenty one naira, eighty seven kobo (₦54,497,358,921.87)**, an increase of 14.48%.

The details of the receipts against the 2021 budget and against receipts from FAAC in 2020 for each FAAC Revenue item are shown below:

ACTUAL 2020 ₦	ITEMS	ACTUAL 2021 ₦	FINAL BUDGET 2021 ₦	% BUDGET PERFORM ANCE
29,344,523,636.69	Statutory Allocation	34,542,739,900.50	31,500,000,000.00	109.57
14,428,967,633.08	Value Added Tax	19,644,488,675.55	18,000,000,000.00	109.14
655,387,968.29	Excess Crude Allocation	-	80,000,000.00	0
942,907,616.80	Exchange Rate Gain	174,349,593.38	120,000,000.00	145.29
-	Budget Augmentation	-	-	-
339,128,555.93	Excess Bank Charges	11,781,360.11	-	100.00
421,743,119.28	Forex Equalization	46,136,635.56	-	100%
88,463,386.50	Solid Mineral (Derivation)	77,862,756.77	-	100%
185,001,705.41	Goods & Valuable Consideration			
409,755,378.63	Non-Oil Revenue		1,900,000,000.00	0
789,756,212.84	FGN International Fur	-	-	-
	NNPC Refund share of LNG Account		13,000,000.00	0
<b>47,605,635,213.45</b>		<b>54,497,358,721.87</b>	<b>51,613,000,000.00</b>	<b>105.59</b>

### 2.2.1 FAAC Revenue Items from which EBSG Received Nothing

There were no receipts on the following FAAC Revenue items for which Revenue budgets were provided in the year.

Item	Budget ₦	Actual ₦
Excess Crude Allocation	80,000,000.00	0.00
Non Oil Revenue	1,900,000,000.00	0.00
Share of LNG Account	<u>13,000,000.00</u>	<u>0.00</u>
	<b><u>1,993,000,000.00</u></b>	<b><u>0.00</u></b>



The following FAAC Revenue items which had no budgets for the year received the following revenue:

<b>Item</b>	<b>Budget ₦</b>	<b>Actual ₦</b>
Excess Bank Charges	0.00	11,781,360.11
Forex Equalization	0.00	46,136,635.56
Solid Mineral Derivation	<u>0.00</u>	<u>77,862,756.77</u>
	<b><u>0.00</u></b>	<b><u>135,780,752.44</u></b>

## **2.3 Revenue Other Than IGR and FAAC**

Other revenue received by the State from sources other than IGR and FAAC in the year include:

<b>Actual 2020 ₦</b>	<b>Item</b>	<b>Actual 2021 ₦</b>	<b>Budget 2021 ₦</b>	<b>%</b>
16,110,913,474.08	Aids and Grants	16,110,913,474.08	5,998,700,000.00	185.07

### **2.3.1 AIDS and Grants**

Included in Aids and Grants are the following receipts in the year:

	<b>₦</b>
TETFund Grants	3,035,834,828.29
SFTAS Grants	3,849,090,000.00
Bridging Finance Fund	3,007,180,457.14
UBEC Fund	<u>1,209,810,000.00</u>
	<b><u>11,101,915,285.43</u></b>

### **2.3.2 Other Independent Revenue**

The “Other Independent Revenue” of **Two Billion, Five Hundred Million and Ninety Three Million, Seven Hundred and Ninety One Thousand, Five Hundred and Eighty Six Naira, Seventeen Kobo**

(~~N~~2,593,791,586.17) are revenue generated by tertiary educational institutions owned and operated by the State. It is made up as follows:

	<b>N</b>
- Ebonyi State University	1,682,711,594.24
- State College of Education Ikwo	793,902,079.30
- School of Health Technology, Ngbo	51,998,375.22
- State College of Nursing and Midwifery, Uburu	65,179,537.41
	<b><u><u>2,593,791,586.17</u></u></b>

**CHAPTER THREE**  
**STATEMENT OF FINANCIAL PERFORMANCE (RECURRENT**  
**EXPENDITURE)**

**3.1 Personnel Cost Dropped by 1.98% As Against 2020**

Personnel cost of the Government of Ebonyi State for the year ended 31st December, 2021, amounted to **Thirteen Billion, Twenty Million, Nine Hundred and Seventy Six Thousand, Seven Hundred and Sixty Five Naira, Fifty Five Kobo (₦13,020,976,765.55)** as against the 2020 cost of **Thirteen Billion, Two Hundred And Eighty Three Million, Five Hundred And Twenty Nine Thousand, Seven Hundred And Eighty Seven Naira, Forty Four Kobo (₦13,283,529,787.44)**. This represents a drop of 1.98% or **Two Hundred and Sixty Two Million, Five Hundred and Fifty Three Thousand, Twenty One Naira, Eighty Nine Kobo (₦262,553,021.89)** in personnel cost for the year.'

This is detailed below:

<b>Actual 2020</b>	<b>Item</b>	<b>Actual 2021</b>
<b>₦</b>		<b>₦</b>
12,254,962,665.07	Salaries & Wages paid	11,888,978,645.92
<u>1,028,567,122.37</u>	Accrued Salaries & Wages	<u>1,131,998,119.63</u>
<b><u>13,283,529,787.44</u></b>		<b><u>13,020,976,765.55</u></b>

All salaries accrued in 2019 and 2020 were liquidated in the current year. This can be seen from cash movement for payment of Personnel Costs in the Consolidated Statement of Cash Flow.

The Personnel Cost of **Thirteen Billion, Twenty Million, Nine Hundred and Seventy Six Thousand, Seven Hundred and Sixty Five Naira, Fifty Five Kobo (₦13,020,976,765.55)** represents a performance of 96.8% on the Personnel Cost Budget of 2021 of **Thirteen Billion, Four Hundred and Fifty One Million, Two Hundred and Fifty Six Thousand, Two Hundred and Seventy Seven Naira, Ninety Kobo (₦13,451,256,277.90)**. A budget surplus of 3.20% or **Four Hundred and Thirty Million, Two Hundred and Seventy Nine Thousand, Five Hundred and Twelve Naira, Thirty Five Kobo (₦430,279,512.35)** resulted.

### 3.1.1 Personnel Cost Budget Performance of MDAs

The following shows the Personnel Cost Budget Performance of MDAs in the State for the year ended 31<sup>st</sup> December, 2021.

<b>MDA</b>	<b>ACTUAL ₦</b>	<b>BUDGET ₦</b>	<b>VARIANCE ₦</b>
Department Economic Affairs	10,116,793.20	10,167,147.07	50,353.87
Department of Admin. & General Services	8,351,553.61	8,431,963.73	80,410.12
Department of Attitudinal Change	-	-	-
Department of Executive Council Matters	3,356,505.90	3,400,656.87	44,150.97
Department of General Services	37,761,217.32	38,483,405.27	722,187.95

Department of Information and Comm. Technology	-	-	-
Department of Political Affairs	4,172,235.65	4,215,768.54	43,532.89
Department of Religion and Welfare Matters	-	-	-
Office of the Deputy Governor's Office	39,431,594.82	39,431,594.82	-
Ebonyi Business Environment Agency	-	-	-
Ebonyi State Broadcasting Coopration (EBBC)	143,166,358.62	143,716,880.12	550,521.50
Ebonyi State House of Assembly	362,847,920.65	362,847,920.65	-
Ebonyi State House of Assembly Service Commission	252,369,372.45	252,369,372.45	-
Ebonyi State Independent Electoral Commission	79,780,048.11	79,780,048.11	-
Ebonyi State Newspaper and Publishing Corporation	29,937,472.38	30,083,949.48	146,477.10
Establishment, Pension & Management Service	6,407,545.71	6,529,817.48	122,271.77
Government Printing Press and Stationery	8,856,161.95	8,856,161.95	-
Liaison Office - Aba/Port Harcourt	-	-	-
Liaison Office - Abuja	15,976,847.20	15,976,847.20	-
Liaison Office - Enugu/Anambra	-	-	-
Liaison Office - Lagos	10,316,114.35	10,316,114.35	-
Local Government Service Commission	29,611,045.39	29,611,045.39	-
Ministry of Econ.Empowerment & Job Creation	-	-	-
Ministry of Grant and Donor Agency	10,458,335.31	12,983,901.88	2,525,566.57
Ministry of Human Capital Development and Monitoring	-	-	-
Ministry of Information and State Orientation	40,893,527.40	42,639,277.64	1,745,750.24
Ministry of Internal Security and Border Peace	23,345,194.47	23,345,194.47	-
Off. Of Snr. Special Asst. to the Governor on Internal Sec.	-	-	-

Office of the Auditor General - Local Government	64,661,039.93	64,661,039.93	-
Office of Auditor General - State	99,556,191.37	109,935,602.41	10,379,411.04
State Audit Service Commission	-	11,780,566.09	11,780,566.09
Office of the Executive Governor	541,722,414.48	553,107,310.28	11,384,895.80
Office of the Head of	12,418,727.01	12,418,727.01	-
Office of the Secretary to the State Government	39,782,441.21	39,782,441.21	-
Public Service Manpower Development	16,561,460.72	17,665,776.77	1,104,316.05
SA on Small and Medium Scale Enterprise	-	-	-
State Civil Service Commission	39,414,421.66	39,621,752.29	207,330.63
State Council on Public Procurement	-	-	-
State Emergency Management Agency (SEMA)	16,191,506.33	16,191,506.33	-
Sustainable Development Goal	-	-	-
Women Development Centre	-	-	-
EBADEP	79,714,384.23	106,985,297.76	27,270,913.53
Ebonyi Building Material Limited	3,927,988.80	3,927,988.80	-
Ebonyi Hotels Abakaliki	-	-	-
Ebonyi Hotels Afikpo	-	-	-
EBONYI STATE AGRICULTURAL LAND DEV. AUTH. BOARD	12,751,805.25	12,751,805.25	-
Ebonyi State Co-Ordinating Unit (EB-SOCU)	-	-	-
Ebonyi State Council for Arts and Culture	35,743,648.40	35,783,443.91	39,795.51
Ebonyi State Fertilizer and Chemical Company Limited	34,087,625.46	39,204,981.28	5,117,355.82
Ebonyi State Housing Development Corporation	6,110,130.18	6,233,302.56	123,172.38
Ebonyi State Investment and Property Company	7,821,134.10	7,824,932.40	3,798.30
Ebonyi State Road Maintenance Agency (EBROMA)	20,892,574.56	20,892,574.56	-
Ebonyi State Tourism Board	-	-	-
Ebonyi Transport Service (EBORTRANS)	-	-	-

Ebonyi Vocational Agric Training Insitute (E-Vati)	-	-	-
EBRUWASSA	12,837,424.87	12,895,721.52	58,296.65
Fiscal Responsibility Commission	17,472,271.55	20,785,286.07	3,313,014.52
Ministry of Rice Mill Development	6,911,799.35	7,753,368.07	841,568.72
Internal Revenue Board	119,425,523.73	125,009,310.32	5,583,786.59
Ministry of Project Monitoring and Evaluation	12,486,294.17	12,486,294.17	-
Ministry of Agriculture and Natural Resource	258,115,408.57	344,792,511.84	86,677,103.27
Ministry of Budget, Planning, Research and Monitoring	-	-	-
Ministry of Commerce and Industry	40,696,046.64	40,727,634.72	31,588.08
Ministry of Culture and Tourism	30,664,511.41	30,664,511.41	(0.00)
Ministry of Finance & Economic Development	410,606,637.13	527,895,890.43	117,289,253.30
Ministry of Housing and Urban Development	32,940,405.28	32,940,405.28	-
Ministry of Infrastructural Dev. for Concession	10,826,593.86	11,914,815.88	1,088,222.02
Ministry of Investment	230,000.00	230,000.00	-
Ministry of Lands & Survey	30,985,785.19	32,450,857.37	1,465,072.18
Ministry of Power and Energy	80,481,588.08	81,028,416.19	546,828.11
Ministry of Solid Mineral Production	15,689,070.61	16,353,423.07	664,352.46
Ministry of Special Project (MSP)	6,694,473.90	8,925,965.20	2,231,491.30
Ministry of Water Resources	74,146,795.97	74,146,795.97	-
Ministry of Works and Transport	53,587,504.87	53,587,504.87	-
Office of the Accountant General	55,533,415.63	55,533,415.63	-
Office of the Surveyor-General	27,277,321.52	27,277,321.52	-
Revenue Appeal Commission	19,130,544.71	23,501,547.31	4,371,002.60
Ministry of Human Capital Development and Monitoring	19,697,418.76	19,715,752.09	18,333.33
Ebonyi State Land Information System	-	3,000,000.00	3,000,000.00
Ministry of Business Development	8,194,560.45	9,166,616.60	972,056.15

Ministry of Market Development and Management	11,219,098.15	11,219,098.15	-
Customary Court of Appeal	203,442,518.79	203,442,518.79	-
EBONYI STATE LAW REVIEW AND REFORM COMMISSION	-	-	-
Judicial High Court	370,884,760.20	377,873,235.39	6,988,475.19
Judicial Service Commission	35,596,914.15	35,596,914.15	-
Ministry of Justice	54,525,631.55	67,757,021.21	13,231,389.66
Abakaliki Capital Territory Development Board	38,541,898.37	42,595,248.88	4,053,350.51
Agency for Mass Literacy	1,984,695.30	2,091,243.00	106,547.70
Ebonyi State College of Education Ikwo	600,000,000.00	600,000,000.00	-
Ebonyi State Health Insurance Agency	7,763,025.70	7,975,878.60	212,852.90
Ebonyi State Hospital Management Board	589,560,839.82	591,768,258.73	2,207,418.91
Ebonyi State Library Board	25,562,710.14	27,886,592.88	2,323,882.74
Ebonyi State Sport Council	17,716,269.39	19,711,026.20	1,994,756.81
Ebonyi State University	4,657,346,542.36	4,657,346,542.36	-
Women Development Centre	20,296,383.27	21,279,266.47	982,883.20
Ebonyi State Vocational College	-	-	-
Examination Development Centre	3,781,308.30	3,781,308.30	-
King David Gifted Children Academy	10,000,000.00	13,333,333.33	13,333,333.33
Local Government Staff Pension Board	-	-	-
Min. of Local Govt, Chieftaincy Matters & Rural Dev.	36,161,218.36	36,161,218.36	-
Ministry of Education	58,512,181.57	58,847,471.63	335,290.06
Ministry of Environment	72,705,251.90	72,705,251.90	-
Ministry of Health (Covid - 19)	209,258,098.86	209,942,136.17	684,037.31
Ministry of Women Affairs	70,420,575.36	70,420,575.36	0.00
Ministry of Youth Development and Sports	27,427,190.19	27,427,190.19	0.00
School of Health Tech.Ngbo	95,143,859.86	95,358,639.23	214,779.37
School of Nursing and Midwifery Uburu	-	-	-
Secondary Education Board	2,143,594,010.78	2,230,348,921.63	86,754,910.85



Senior Special Assistant on Higher Education	-	-	-
Senior Special Assistant on Private Sch.	-	-	-
State Pension Mgt Board	-	-	-
State Scholarship Board	10,250,214.45	10,508,472.80	258,258.35
SUBE Board	156,136,834.31	161,139,432.37	5,002,598.06
<b>GRAND TOTAL - SALARIES AND WAGES</b>	<b>13,020,976,765.55</b>	<b>13,451,256,277.90</b>	<b>430,279,512.35</b>

### 3.1.2 Social Benefits

Social Benefits (Pension and Gratuity) of the Government of Ebonyi State for the year ended 31<sup>st</sup> December, 2021 amounted to **One Billion, Eight Hundred and Seventy Million, Seven Hundred and Four Thousand, One Hundred and Seventy Three Naira, Eighty Six Kobo (₦1,870,704,173.86)**. This is made up of the following:

Actual 2020 ₦	Item	Actual 2021 ₦
1,827,159,038.76	Pension Payment	1,870,704,173.86
<u>1,488,876,498.62</u>	Accrued Pension & Gratuity	
<b><u>3,316,035,537.38</u></b>	<b>Total</b>	<b><u>1,870,704,173.86</u></b>

Social Benefits dropped by 43.59% from the **three billion, three hundred and sixteen million, thirty five thousand, five hundred and thirty seven naira, thirty eight kobo (₦3,316,035,537.38)** incurred in that respect in Financial year 2020.

## 3.2 Overheads

### 3.2.1 Overheads increased by 29.75% of 2020 but it is 86.75% of the 2021 Budget

Overheads of the Government of Ebonyi State for the year ended 31<sup>st</sup> December, 2021 amounted to **Eighteen billion, Forty Seven Million, Five Hundred and Forty Four Thousand, Sixty One Naira, Thirty Kobo (₦18,047,544,061.30)** an increase of 29.75% or **Four Billion, One Hundred and Thirty Eight Million, Fifty Eight Thousand, One Hundred and Twenty One Naira, Fifty Six Kobo (₦4,138,058,121.56)** over 2020 overheads of **Thirteen Billion, Nine Hundred and Nine Million, Four Hundred and Eighty Five Thousand, Nine Hundred and Thirty Nine Naira, Eighty Four Kobo (₦13,909,485,939.84)**. The overhead figure for the year represents 86.75% of the overhead budget of **Twenty Billion, Eight Hundred and Three Million, Five Hundred and Sixty Five Thousand, Seven Hundred and Sixteen Naira, Eighty Kobo (₦20,803,565,716.80)**.

### 3.2.2 Comparison of 2021 Overhead Performance With 2020

The following is a comparison of actual overhead expenditure (Economic Classification) for the year 2021 with the same expenditure type for the year 2020.

ITEM	ACTUAL 2021 ₦	ACTUAL 2020 ₦	% Increase/( Decrease)
Traveling and Transports - General	712,893,181.08	1,235,358,631.00	(42.29)
Utilities - General	240,529,109.96	84,528,524.27	184.55
Material and Supplies - General	249,675,341.44	526,062,104.94	(52.54)
Maintenance Services - General	852,874,443.96	772,904,601.18	10.35
Training and Capacity Building - General	17,638,776.12	22,637,150.00	(22.08)

Security and Safety Services - General	4,272,932,965.52	3,341,259,454.00	27.88
Consulting and Professional Services - General	225,971,000.00	179,144,773.06	26.14
Fueling and Lubricants - General	666,933,157.01	453,267,281.73	47.14
Finance Charges - General	696,303,756.89	4,564,777.38	15,153.84
Other Overheads Costs	10,111,792,329.32	7,289,758,641.78	38.71
	<b>18,047,544,061.30</b>	<b>13,909,485,939.34</b>	<b>29.75</b>

Major increases in overhead were observed on the following subheads in 2021 against 2020 levels

Utilities	184.55%
Maintenance services	10.35%
Consulting and Professional services	26.14%
Security and safety services	27.88%
Fueling and Lubricants	47.14%
Finance charges	15,153.84%
Other Overhead Costs	38.71%

The increase of 15,153.84% on Finance charges from **four million, five hundred and sixty four thousand, seven hundred and seventy seven naira, thirty eight kobo (N4,564,777.38)** in 2020 to **Six Hundred and Ninety Six Million, Three Hundred and Three Thousand, Seven Hundred and Fifty Six Naira, Eighty Nine Kobo (N696,303,756.89)** in 2021 is most significant. Audit verification

showed that this was pushed up by overdraft charges which the State held throughout the year.

### 3.2.3 Significant reduction in Overhead costs were observed on:

Travelling and transport	42.29%
Materials and supplies	52.54%
Training and Capacity Building	22.08%

### 3.2.4 Overhead Budget Performance (Economic Classification)

Overhead Budget Performance for the year ended 31<sup>st</sup> December, 2021 is as follows:

ITEM	FINAL BUDGET 2021 ₦	ACTUAL 2021 ₦	VARIANCE ₦	%
Traveling and Transports - General	720,633,138.77	712,893,181.08	13,739,957.69	1.07%
Utilities - General	242,232,483.31	240,529,109.96	1,703,373.35	0.70%
Material and Supplies - General	257,033,864.17	249,675,341.44	7,358,522.73	2.86%
Maintenance Services - General	874,767,118.25	852,874,443.96	21,892,674.29	2.50%
Training and Capacity Building - General	23,514,268.17	17,638,776.12	5,875,492.05	24.99%
Security and Safety Services - General	4,324,358,048.86	4,272,932,965.52	51,425,083.34	1.19%
Consulting and Professional Services - General	285,009,293.40	225,971,000.00	59,038,293.40	20.71%
Fueling and Lubricants - General	676,121,148.81	666,933,157.01	9,187,991.80	1.36%
Finance Charges - General	770,759,396.33	696,303,756.89	1,676,232,540.17	9.66%

Other Overheads Costs	10,229,136,956.74	10,111,792,329.32	909,567,726.69	1.15%
	<b>18,403,565,716.80</b>	<b>18,047,544,061.30</b>	<b>2,756,021,655.50</b>	<b>1.93%</b>

### 3.2.5 Overhead Budget Performance by MDAs

The Overhead Budget Performance of MDAs for the year ended 31<sup>st</sup> December, 2021 is as detailed below:

<b>MDA</b>	<b>ACTUAL ₦</b>	<b>BUDGET ₦</b>	<b>VARIANCE ₦</b>
Admin. and General Service	266,666.67	266,666.67	-
Department of Attitudinal Change	-	-	-
Department of Eco. Emp. & Poverty All.	-	-	-
Department of Economic Affairs	275,000.00	280,000.00	5,000.00
Department of Executive Council Matters (EXCO)	533,333.33	533,333.33	-
Department of Information and Comm. Technology	-	-	-
Department of Political Affairs	275,000.00	4,666,666.67	4,391,666.67
Ebonyi State Broadcasting Corporation	-	-	-
Ebonyi State Council on Public Procurement	933,333.33	933,333.33	-
Ebonyi State Emergency Management Agency	650,000.00	800,000.00	150,000.00
Ebonyi State House of Assembly	708,704,173.39	710,719,173.89	2,015,000.50
Ebonyi State House of Assembly Service Commission	3,600,000.00	3,600,000.00	-

Ebonyi State Independent Electoral Commission	2,617,500.00	2,640,000.00	22,500.00
Ebonyi State Newspapers Publishing	237,600.00	237,600.00	-
Establishment, Pension & Management Service	-	-	-
Government Printing Press	316,800.00	316,800.00	-
Liaison Office - Aba/Port Harcourt	-	-	-
Liaison Office - Enugu/Anambra	-	-	-
Liaison office Abuja	9,400,000.00	12,533,333.33	3,133,333.33
Liaison office Lagos	3,200,000.00	3,200,000.00	-
Local Government Service Commission	800,000.00	800,000.00	-
Ministry of Business Development	-	-	-
Women Development Center	-	-	-
Ministry of Econ.Empowerment & Job Creation	-	-	-
Ministry of Grant and Donor Agency	-	-	-
Ministry of Human Capital	-	-	-
Ministry of Information and State Orientation	501,616,225.00	502,105,900.00	489,675.00
Ministry of Inter Government Affairs	2,507,297.05	2,507,297.05	-
Ministry of Internal Security	1,675,474,055.00	1,675,729,871.67	255,816.67
Office of Auditor General - Local Government	-	-	-
Office of the Auditor General	1,010,000.00	1,066,666.67	56,666.67
Office of the Deputy Governor	297,169,333.33	299,019,333.33	1,850,000.00
Office of the Executive Governor	8,019,894,512.75	8,025,574,512.75	5,680,000.00
Office of the Head of Services	164,397,535.07	164,397,535.07	-
Office of the Secretary to the State Government	3,886,170,902.28	4,113,844,396.20	227,673,493.92
Office of the SSA on Religious and Welfare Matters	703,440,000.00	703,440,000.00	-

Public Service and Manpower Development	-		-
Ebonyi State Audit Service Commission	-	1,492,500.00	1,492,500.00
State Civil Service Commission	2,448,333.33	2,448,333.33	-
Sustainable Development Goals	-	-	-
Board of Internal Revenue	20,203,333.33	21,333,333.33	1,130,000.00
EBADEP	70,000.00	-	-
Ebonyi Building Material Limited	-	-	-
Ebonyi Investment and Property Co. Ltd	466,666.67	466,666.67	-
Ebonyi Rice World	-	-	-
Ebonyi State Council for Art & Culture	100,000.00	100,000.00	-
Ebonyi State Fertilizer & Chemical Company	-	-	-
Ebonyi State Housing Development Corporation	-	-	-
Ebonyi State Operations and Co-ordinating Unit	-	-	-
Ebonyi State Road Maintenance Agency	-	-	-
Ebonyi State Tourism Board	-	-	-
Ebonyi State Vocational Agric. Training Institute	-	-	-
Ebonyi Transport Service (EBORTRANS)	-	-	-
Ebonyi State Agric Land Dev Authority	-	-	-
Ebonyi State Land Information System (EBLI)	-	-	-
Ebonyi Vocational Agric Training Insitute (E-Vati)	-	-	-
EBRUWASSA	-	-	-
Fiscal Responsibility Commission	750,000.00	800,000.00	50,000.00

Ministry of Agriculture and Natural Resources	2,950,000.00	4,266,666.67	1,316,666.67
Ministry of Budget & Planning	1,285,450.00	1,600,000.00	314,550.00
Ministry of Business Development	900,000.00	1,400,000.00	500,000.00
Ministry of Commerce and Industry	1,666,666.67	1,666,666.67	-
Ministry of Culture and Tourism	1,466,666.67	1,466,666.67	-
Ministry of Finance and Economic Development	11,580,335.72	11,580,335.72	-
Ministry of Housing & Urban Development	500,000.00	666,666.67	166,666.67
Ministry of Infrastructure	300,000.00	666,666.67	366,666.67
Ministry of Investment	(50,000.00)	200,000.00	250,000.00
Ministry of Land & Survey	533,333.33	533,333.33	-
Ministry of Power	18,161,000.00	18,544,333.33	383,333.33
Ministry of Project Monitoring	1,500,000.00	1,666,666.67	166,666.67
Ministry of Rice Mill Development	1,850,000.00	1,933,333.33	83,333.33
Ministry of Solid Minerals	2,046,400.00	2,328,533.33	282,133.33
Ministry of Special Project	500,000.00	533,333.33	33,333.33
Ministry of Water Resources	1,093,333.33	1,093,333.33	-
Ministry of Human Capital Dev. & Monitoring	8,332,000.00	10,122,666.67	1,790,666.67
Ministry of Market Development & Management	1,082,000.00	-	-
Ministry of Works and Transports	650,000.00	1,050,000.00	400,000.00
Office of the Accountant General	806,908,353.74	806,908,353.74	-
Office of the Surveyor-General	466,666.67	466,666.67	-
Revenue Appeal Commission	-	-	-
Customary Court of Appeal	29,140,000.00	29,253,333.32	113,333.32
High Court of Justice	84,280,000.00	103,212,933.33	18,932,933.33
Judicial Service Commission	4,500,000.00	4,666,666.67	166,666.67
Ministry of Justice	233,298,000.00	238,040,000.00	4,742,000.00



Abakaliki Capital Development Board	5,000,000.00	5,418,533.33	418,533.33
Ministry of Capital City Development	500,000.00	500,000.00	-
Local Government Staff Pension Board	-	-	-
Ebonyi State Agency for Mass Literacy	230,000.00	233,333.33	3,333.33
Ebonyi State College of Education	38,544,405.22	42,003,767.93	3,459,362.71
Ebonyi State Health Insurance Agency	-	-	-
Ebonyi State Library Board	80,000.00	106,666.67	26,666.67
Ebonyi State Scholarship Board	120,000.00	120,000.00	-
Ebonyi State Committee on Food and Nutrition	-	-	-
Ebonyi State Sports Council	213,333.33	213,333.33	-
Ebonyi State School of Health	-	-	-
Ebonyi State School of Nursing	-	-	-
Ebonyi State Universal Basic Education Board	-	-	-
Ebonyi State University	572,941,301.42	582,105,179.23	9,163,877.81
Ebonyi State Vocational College	-	-	-
Exam Development Centre	26,666.67	26,666.67	-
King David Gifted Children Academy	20,000,000.00	20,000,000.00	-
Ministry of Education	129,771,881.33	194,470,013.56	64,698,132.23
Ministry of Environment	6,160,000.00	6,360,000.00	200,000.00
Ministry of Health	16,131,000.00	16,574,666.66	443,666.66
Ministry of Local Government and Chieftaincy Matters	625,000.00	625,000.00	-
Ministry of Women Affairs and Social Development	2,715,000.00	2,820,000.01	105,000.01
Ministry of Youth and Sports	31,951,000.00	32,201,480.00	250,480.00
Primary Health Care Dev. Agency	-	-	-
Secondary Education Board	-	-	-

Senior Special Assistant on Higher Education	-	-	-
Senior Special Assistant on Private Sch	-	-	-
State Hospital Management Board	66,666.67	66,666.67	-
State Sports Council	-	-	-
<b>TOTAL</b>	<b>18,047,544,061.30</b>	<b>18,403,565,716.80</b>	<b>356,021,655.50</b>

### 3.3 Grants and Contributions

In the year ended 31<sup>st</sup> December, 2022, the Government of Ebonyi State released a total of **two billion, two hundred and thirty seven million, two hundred and seventeen thousand (₦2,237,217,000.00)** as Grants and Contributions to its parastatals. The beneficiaries include:

	₦	
Ebonyi State College of Education (Through Ministry of Education)	550,000,000.00	₦
Ebonyi State University (Through Ministry of Education)	1,779,819,000.00	
Other Parastatals (Through the SSG)	<u>7,398,000</u>	
	<b><u>2,337,217,000.00</u></b>	

### 3.4 Public Debt Charges

This represents interests and other Charges on Internal and Foreign Loans of the State expensed in the year. For the year ended 31<sup>st</sup> December, 2021, Public Debt charges amounted to **two billion, six hundred and sixty seven million, one hundred and sixty two**

**thousand, one hundred and seventy eight naira, forty kobo (N2,667,162,178.40) as detailed below:**

	<b>N</b>
<b>Internal Loans</b>	
Excess Crude Loan	454,277,742.02
Salary Bail Out Loan	184,073,492.47
Budget Support Facility	1,004,575,298.09
Commercial Agriculture Credit Scheme (CACCS)	475,221,571.47
Health Equipment Facility	<u>161,077,394.16</u>
<b>Subtotal</b>	<b>2,279,225,498.21</b>
Foreign Loans	<u>387,936,680.20</u>
<b>Total</b>	<b><u>2,667,162,178.41</u></b>

### **3.5 Depreciation and Amortization**

Depreciation and Amortization for the year ended 31<sup>st</sup> December, 2021 amounted to **Twenty Two Billion, Nine Hundred And Fifty Million, One Hundred And Eighty Five Thousand, Twenty Five Naira And Thirty Two Kobo (N22,950,185,025.32)** as shown below:

	<b>N</b>
Depreciation	22,849,919,720.65
Amortization	<u>100,265,304.67</u>
	<b><u>22,950,185,025.32</u></b>

This represents the proportion of Fixed Assets, Investment Assets, Biological Assets and Intangible Assets expensed during the year.

The qualifying Assets and the charges for them for the year are listed below:

<b>Assets Type</b>	<b>Depreciation Charge</b>
Building	3,863,778,814.79
Infrastructure - Water	835,056,058.59
Infrastructure - Others	8,842,417,828.61
Plant and Machinery	2,084,475,089.34
Furniture and Fittings	725,334,103.07
Motor Vehicle	1,978,328,469.94
Office and Other Equipment	4,206,173,378.66
IT Equipment	262,776,209.54
Investment Property	<u>51,579,768.09</u>
<b>Subtotal: Depreciation</b>	<b>22,849,919,720.65</b>
<b>Amortization:</b>	
Intangible Assets	83,744,294.18
Biological Assets	<u>16,521,010.49</u>
	<b><u>100,265,304.67</u></b>
<b>Total Depreciation &amp; Amortization</b>	<b><u>22,950,185,025.32</u></b>

Depreciation and Amortization rose from **Fourteen Billion, One Hundred And Ninety Seven Million, Two Hundred And Ninety Three Thousand, Four Hundred Seventy Eight Naira, Eighty Four Kobo (N14,197,293,478.84)** charged in year 2020 to **Twenty Two Billion, Nine Hundred And Fifty Million, One Hundred And Eighty Five Thousand, Twenty Five Naira And Thirty Two Kobo (N22,950,185,025.32)**, a rise of 61.65%.

### **3.6 Surplus of Revenue Over Recurrent Expenditure For The Year 2021**

Operating surplus for the year ended 31<sup>st</sup> December, 2021 amounted to **Thirty Four Billion, Eight Hundred and Sixty Nine Million, Five**

**Hundred and Sixty Two Thousand, One Naira and Fifty Kobo (₦34,869,562,001.50)** while Net surplus from All Activities for the year amounted to **Thirty Two Billion, Two Hundred and Twenty Million, Fifty Two Thousand, Six Hundred and Sixty Eight Naira, Seven Kobo (₦32,220,052,668.07)**.

The movement of Surplus/Deficit) between the financial year 2020 and 2021 is shown below:

<b>2020</b> <b>₦</b>		<b>2021</b> <b>₦</b>	<b>%</b> <b>Increase/</b> <b>(Decrease)</b>
43,509,728,226.43	Surplus From Operating Activities	34,869,562,001.50	(19.86)
48,916,289,526.90	Surplus from All Activities	32,220,052,668.07	(34.13)

Surplus from Operating Activities compares Revenue from Operation (FAAC Revenue, Taxes, Non-Tax Revenue and Other Independent Revenue generated from the State's various operations) with Operating Expenses (Salaries & Wages, Transfer Payments (Pension and Gratuity), Overhead Costs and Recoveries for the use of Fixed and other State Assets (Depreciation and Amortization).

## CHAPTER FOUR

### STATEMENT OF FINANCIAL POSITION

#### 4.1 Current Assets

##### 4.1.1 Cash and Cash Equivalent

As at 31<sup>st</sup> December, 2021 the Cash and Cash Equivalents of the Government of Ebonyi State is reported at **two billion, one hundred and fifty six million, six hundred and fifty five thousand, four hundred and eleven naira, twenty one kobo (N2,156,655,411.21)**. This amount adversely contrasts with Cash and Cash Equivalent at the beginning of the year of **nine billion, one hundred and seventeen million, four hundred and twenty seven thousand, four hundred and eighty two naira, eighty seven kobo (N9,117,427,482.87)**.

The Cash and Cash Equivalents are made up of:

<b>31<sup>st</sup> December 2020</b>	<b>Item</b>	<b>31<sup>st</sup> December 2021</b>
<b>N</b>		<b>N</b>
9,113,127,443.87	Cash held by MDAs	12,633,328,689.19
4,300,039.82	Cash held by Treasuries	23,326,722.02
-	Overdraft A/c (UBA)	<u>(10,500,000,000.00)</u>
<u><b>9,117,427,482.87</b></u>		<u><b>2,156,655,411.21</b></u>

## 4.1.2 Receivables

A total sum of **Four billion, Eight Hundred and Eighty Five Million, Four Hundred and Six Thousand, One Hundred and Eighty Nine Naira, Fifty Kobo (N4,885,406,189.50)** is reported as Receivables of Ebonyi State at 31<sup>st</sup> December, 2021. This is the sum of Federation Accounts Allocation Committee (FAAC) receipts due to the State in the month of December, 2021 but were actually received in January, 2022. The details are:

<b>2020 ₦</b>	<b>Item</b>	<b>2021 ₦</b>
2,267,062,450.14	Statutory Allocation	2,898,013,863.89
1,685,536,884.93	Value Added Tax	1,877,690,395.74
21,301,704.45	Exchange Rate Gain	29,449,238.25
37,827,379.45	Forex Equalization	
<u>                    </u>	- Ecological Fund	<u>80,252,691.62</u>
<b><u>4,011,728,418.97</u></b>		<b><u>4,885,406,189.50</u></b>

## 4.2 Current Liabilities

### 4.2.1 Current Portion of Long Term Liabilities

This represents the part of Long Term Liabilities which the State Government is committed to defray within 12 months, counting from the Financial Statement date of 31<sup>st</sup> December, 2021. For the year under review this amounts to **eight hundred and twelve million, eight**

**hundred and seventeen thousand, two hundred and thirty two naira, twenty five kobo (N812,817,232.25).** It is made up of parts of:

	<b>N</b>
Internal Loans	424,880,552.05
Foreign Loans	<u>387,936,680.20</u>
<b>Total</b>	<b><u>812,817,232.25</u></b>

Audit noted that Gratuities are not included in the Current Portion of Long Term Liabilities implying that the arrears of Gratuity of over **Three Billion, Eight Hundred Thousand Naira (N3,800,000,000.00)** is not part of what the Government is committed to pay in the next 12 months.

I have advised the Accountant General to note this observation.

#### **4.2.2 Liquidity of the State Government**

The Consolidated Statement of Financial Position shows that the State has a Cash Ratio of 2.65. The implication of this Cash Ratio is that one **naira and forty two kobo (N2.65)** is available to defray every **one naira (N1.00)** of Current Liabilities as at 31<sup>st</sup> December, 2021.

#### **4.3 Capital Expenditure**

For the year ended 31<sup>st</sup> December, 2021, Capital Assets amounting to **Fifty Seven Billion, Three Hundred and Ninety Two Million, Seven Hundred and Four Thousand, Seven Hundred and Ninety Nine**



**Naira, Fifty Two Kobo (N57,392,704,799.52)** were acquired. This represents a Capital Budget performance of 95.71% given the Capital Budget of **Fifty Nine Billion, Nine Hundred and Sixty Seven Million, One Hundred and Eleven Thousand, Six Hundred and Nine Naira, Twelve Kobo (N59,967,111,609.12)** for the year.

Capital Budget Performance across the sectors is as detailed below:

<b>SECTOR</b>	<b>FINAL BUDGET 2021</b>	<b>ACTUAL 2021</b>	<b>% PERFORMANCE</b>
ADMINISTRATIVE	3,085,836,177.47	2,835,930,210.58	91.90%
ECONOMIC	36,228,115,039.36	34,647,354,425.61	95.64%
LAW AND JUSTICE	554,880,747.72	507,880,747.72	91.53%
REGIONAL SECTOR	189,959,500.13	189,959,500.13	100.00%
SOCIAL	19,908,320,144.44	19,211,579,915.48	96.50%
<b>GRAND TOTAL</b>	<b><u>59,967,111,609.12</u></b>	<b><u>57,392,704,799.52</u></b>	<b><u>95.71%</u></b>

Capital Assets were acquired in the following categories during the year under review:

<b>Category</b>	<b>Amount N</b>
(PP&E) Property Plant & Equipment	55,246,731,836.94
Investment Property	1,719,325,603.00
Intangible Assets	381,820,363.50
Biological Assets	<u>44,826,986.05</u>
	<b><u>57,392,704,799.52</u></b>

PP&E include physical assets acquired for use in governance or for Public consumption e.g Roads, Water, Office Equipment etc.

The Investment Property are assets acquired for use as source of further revenue for the government e.g Market Stalls etc.

The Intangible Assets include Research and Development Costs, Computer Software and patents held by the State.

The Biological Assets are natural reserves e.g. Forest Reserves

#### 4.3.1 Non Current Assets Balances

As at 31<sup>st</sup> December, 2021, the Government of Ebonyi State had the following Non-Current Assets Balances post Depreciation and Amortization.

Balance 2020 ₦	Asset	Balance 2021 ₦
1,594,267,098.70	Long Term Loans Granted	1,330,248,458.48
211,903,520.72	Investments	213,182,152.59
279,612,800,771.00	Property Plant & Equipment	312,061,192,660.32
-	Investment Property	1,667,745,834.91
36,901,107.42	Intangible Assets	334,977,176.74
<u>37,778,066.40</u>	Biological Assets	<u>66,084,041.96</u>
<b><u>280,493,650,564.25</u></b>	<b>Total</b>	<b><u>315,673,430,325.00</u></b>

The Investments represent the State's shareholding in quoted companies. The value reported is the market prices of the shares at 31<sup>st</sup> December, 2021. The Companies and the State's shareholding are as shown below:

<b>Company</b>	<b>Value of shareholding</b>
<b>₦</b>	<b>₦</b>
FBN Holding plc	2,907,000.00
Fidelity Bank plc	3,928,795.50
Sterling Bank	4,141,295.34
FCMB	3.41
Zenith Bank	79,845,937.50
Access Bank	39,537,773.60
Lafarge Africa Plc	66,287,928.00
GTB	2,751,000.00
OANDO	266,903.36
WAPOC	389,402.88
Forte Oil Plc	<u>13,126,113.00</u>
	<b><u>213,182,152.59</u></b>

The Investment Property includes Factory spaces, Market Stalls and Shops and Office spaces developed by the State for the purpose of generating Rent and Other Revenues for the State. Presently, the properties are held by the following MDAs:

- Ministry of Agriculture and Natural Resources
- Ministry of Power and Energy
- Ministry of Market Development and Management

The PP&E balance of **Three hundred and Twelve Billion, Sixty One Million, One Hundred and Ninety Two Thousand, Six Hundred and Sixty Naira, Thirty Two Kobo (₦312,061,192,660.32)** is the Net Book Value of the following fixed Asset classes held by the State as at 31<sup>st</sup> December, 2021.

<b>Asset class</b>	<b>Value ₦</b>
Land and Building	116,090,341,195.07
Infrastructure: water	11,808,855,972.24
Infrastructure: Others	140,848,474,403.63
Plants & Machinery	5,848,273,183.23
Furniture and Fittings	1,030,687,702.47
Motor Vehicles	4,202,922,174.31
Office and Other Equipment	7,725,051,786.84
IT Equipment	187,289,237.95
Assets under construction	<u>24,319,297,004.60</u>
<b>Total</b>	<b><u>312,061,192,660.32</u></b>

#### 4.3.2. Capital Budget Performance of MDAs

The Capital Budget Performance of MDAs of the State in the year ended 31<sup>st</sup> December, 2021 is as detailed below:

##### CAPITAL BUDGET PERFORMANCE OF MDAS

<b>MDA</b>	<b>FINAL BUDGET 2021</b>	<b>ACTUAL 2021</b>	<b>% PERFORMANCE</b>
Department of Small and Medium Scale Enterprise	7,935,000.00	7,935,000.00	100%
Directorate of Attitudinal Change	-	-	0%
Department of Economic Affairs	-	-	0%
Executive Council (EXCO) Department	-	-	0%
Depart. Of Credit Intervention Fund	-	-	0%
Department of General Services	-	-	0%
Political and Social Services Department (PSSD)	-	-	0%
Ebonyi State Community and Social Development Agency (EBCSDA)	50,000,000.00	-	0%
Ebonyi Broadcasting Corporation	-	-	0%
Ebonyi Business Environment Agency	-	-	0%

Ebonyi State Council of Public Procurement	1,300,000.00	1,300,000.00	100%
Ebonyi State Emergency Mgt. Agency (SEMA)	22,200,000.00	22,200,000.00	100%
Ebonyi State House of Assembly	897,077,602.81	897,077,602.81	100%
Ebonyi State House of Assembly Service Commission	-	-	0%
Ebonyi State Independent Electoral Commission	-	-	0%
Ebonyi State Newspaper & Publishing Corporation	-	-	0%
Ebonyi State Agency for Control of AIDS	-	-	0%
Government Printing and Stationery Department	-	-	0%
Liaison Office - Lagos	-	-	0%
Liaison Office, Aba/Port Harcourt	-	-	0%
Liaison Office, Abuja	551,505,963.28	393,452,158.55	71%
Liaison Office, Enugu/Anambra	-	-	0%
Liaison Office, Owerri	-	-	0%
Local Government Service Commission	-	-	0%
Ministry of Grants and Donor Agencies	-	-	0%
Ministry of Human Capital	-	-	0%
Ministry of Information	8,462,000.00	8,462,000.00	100%
Ministry of Internal Security	657,899,685.47	620,407,523.31	94%
Ministry of Inter Governmental Affairs	-	-	0%
Office of Auditor General - Local Government	1,860,000.00	-	0%
Ministry of Project Monitoring	-	-	0%
Ministry Special Projects	-	-	0%
Office of Auditor General - State	1,250,000.00	-	0%
Office of SSA on Higher Education	-	-	0%
Office of SSA on Private Schools Development	-	-	0%
Ebonyi State Audit Service Commission	1,250,000.00	-	0%
Office of Religious and Welfare Matters	-	-	0%

Office of SA on Inter Party & Labour Affairs	-		0%
Office of the Deputy Governor	24,370,471.08	24,370,471.08	100%
Office of the Executive Governor	11,857,053.51	11,857,053.51	100%
Office of the Head of Service	-	-	0%
Office of the SA to Governor on ICT	-		0%
Office of the Secretary to State Govt	846,488,801.32	846,488,801.32	100%
State Civil Service Commission	2,379,600.00	2,379,600.00	100%
Sustainable Development Goals (SDG's) (PSU)	-	-	0%
Ebonyi Building Material Ind. Ltd	-	-	0%
Ebonyi Rice World	-	-	0%
Ebonyi Road Maintenance Agency	132,333,606.60	75,198,346.48	57%
Ebonyi State Agric. Dev. Programme	-	-	0%
Ebonyi State Community and Social Development Agency (EBCSDA)		-	0%
Ebonyi State Council for Arts and Culture	4,500,000.00	4,500,000.00	100%
Ebonyi State Fertilizer & Chemical Co. Ltd.	-	-	0%
Ebonyi State Agricultural Land Dev. Authority Board	-	-	0%
Ebonyi State Housing Corporation	-	-	0%
Ebonyi State Investment and Property Ltd	-	-	0%
Ebonyi State Operations and Co-ordinating Unit (EB-SOCU)	-	-	0%
Ebonyi State Tourism Board	-	-	0%
Ebonyi State Transport Service (EBOTRANS)	-	-	0%
Ebonyi State Vocational Agric Training Institute (E-VATI)	-	-	0%
EB-RUWASSA	-	-	0%
FADAMA	10,000,000.00	-	0%
Fiscal Responsibility Commission	-	-	0%
Internal Revenue Board	22,000,000.00	-	0%
Ministry of Agriculture	1,546,793,512.84	1,541,830,502.63	100%

Ministry of Budget, Planning, Research & Monitoring	-	-	0%
Ministry of Commerce	309,541,904.90	309,541,904.90	100%
Ministry of Culture and Tourism	27,503,669.17	27,503,669.17	100%
Ministry of Finance	663,336,029.86	25,664,700.00	4%
Ministry of Housing	2,769,194,565.55	2,769,194,565.55	100%
Ministry of Infrastructure	14,586,097,290.28	14,009,258,356.64	96%
Ministry of Investment	-	-	0%
Ministry of Lands	449,587,251.04	449,587,251.04	100%
Ministry of Power	1,739,415,498.00	1,739,415,498.00	100%
Ministry of Solid Minerals	3,569,000.00	3,569,000.00	100%
Ministry of Water Resourc	168,204,972.70	168,204,972.70	100%
Ministry of works & Transport	12,107,283,063.07	12,107,283,063.07	100%
Ministry of Project Monitoring and Evaluation	11,580,040.00	11,580,040.00	100%
Ministry of Business Development	-	-	0%
Ministry of Market Development & Management	1,303,976,288.74	1,273,572,495.86	98%
Ebonyi State Pipes Production Limited	-	-	0%
Ministry of Human Capital Dev. & Monitoring	350,089,379.07	119,170,000.00	34%
Ebonyi State Land Information System (EBLIS)		-	0%
Ministry of Special Projects	-	-	0%
Ministry of Rice Mill	-		0%
Office of the Accountant General	23,108,967.54	12,280,059.57	53%
Office of the Surveyor General	-	-	0%
Revenue Appeal Commission	-	-	0%
Salt and Cement Production	-	-	0%
State Statistical Bureau	-	-	0%
Customary Court of Appeal	36,000,000.00	9,000,000.00	25%
Judicial High Court	492,880,747.72	492,880,747.72	100%
Judicial Service Commission	24,000,000.00	4,000,000.00	17%
Ministry of Justice	2,000,000.00	2,000,000.00	100%
Abakaliki Capital Territory	189,959,500.13	189,959,500.13	100%
Agency for Mass Literacy	212,000.00	-	0%
Ebonyi Hospital Management Board	-	-	0%
Ebonyi State Agency for Control of AIDS	-	-	0%

Ebonyi State College of Education	1,033,801,101.15	683,801,101.15	66%
Ebonyi State Health Insurance Agency	10,480,000.00	10,480,000.00	100%
Ebonyi State Library Board	-	-	0%
Ebonyi State Primary Health Care Development Agency	-	-	0%
Ebonyi State School of Health	-	-	0%
Ebonyi State School of Nursing	-	-	0%
Ebonyi State Sports Council	-	-	0%
Ebonyi State Universal Basic Education Board	2,798,032,728.06	2,798,032,728.06	100%
Ebonyi State University	2,630,946,768.37	2,580,477,984.37	98%
Ebonyi State Committee on Food and Nutrition	-	-	0%
Ebonyi State Vocational Education Examinations Development Centre	-	-	0%
King David Gifted Children	14,100,000.00	8,850,855.00	63%
Local Government Staff Pension Board	-	-	0%
Ministry of Education	170,000,000.00	33,846,330.00	20%
Ministry of Environment	435,471,243.55	390,867,463.55	90%
Ministry of Health	12,420,686,578.31	12,420,686,578.31	100%
Ministry of Local Government, Chieftaincy Matters and Rural Development.	-	-	0%
Ministry of Women Affairs	-	-	0%
Women Development Centre	5,417,500.00	5,417,500.00	100%
Ministry of Youth & Sports	389,172,225.00	279,119,375.04	72%
Office of SSA on Higher Education	-	-	0%
Office of SSA on Private Schools Development	-	-	0%
Secondary Education Board	-	-	0%
<b>TOTAL</b>	<b>59,967,111,609.12</b>	<b>57,392,704,799.52</b>	<b>95.71%</b>

### 4.3.3 MDAs That Did Not Access Their Capital Budgets

The following MDAs did not access their Capital Budgets for the year:



MDAs	CAPITAL BUDGET ₦	ACTUAL 2021 ₦
Ebonyi State Community and Social Development Agency (EBCSDA)	50,000,000.00	0.00
Office of Auditor General - Local Government	465,000.00	0.00
Ebonyi State Audit Service Commission	1,250,000.00	0.00
FADAMA	10,000,000.00	0.00
Internal Revenue Board	22,000,000.00	0.00
Agency for Mass Literacy	212,000.00	0.00
<b>TOTAL</b>	<b>83,927,000.00</b>	<b>0.00</b>

Total Capital Budget of **Eighty Three Million, Nine Hundred and Twenty Seven Thousand Naira Only (₦83,927,000.00)** was not accessed by responsible MDAs in the year.

#### **4.4. Internal Loans**

Internal Loans as at 31<sup>st</sup> December, 2021 amounted to **thirty eight billion, sixty seven million, four hundred and eighty four thousand, five hundred and nine naira, five kobo (₦38,067,484,509.05)**. This is made up of Current Loan Liabilities (i.e amounts due for repayment in 2022) of **four hundred and twenty four million, eight hundred and eighty thousand, five hundred and fifty two naira, five kobo (₦424,880,552.05)** and Non Current Liabilities (i.e amounts due for repayment after 2022) of **thirty seven billion, six hundred and forty**

**two thousand, six hundred and three thousand, nine hundred and fifty seven naira (N37,642,603, 957.00).**

These loan balances are presented below against respective Internal Loan balances for the previous year ended 31<sup>st</sup> December, 2020.

<b>Balance 31/12/2020 N</b>	<b>Internal Loan Item</b>	<b>Payables</b>	<b>Current Liabilities N</b>	<b>Non Current Liabilities N</b>	<b>Total N 31/12/2021</b>
3,650,438,261.06	Salary Bail Out		5,794,235.20	3,573,777,334.13	3,579,571,569.33
9,050,317,542.84	Excess Crude Loan		89,972,595.59	8,784,814,520.18	8,874,787,115.77
5,622,287,439.16	CACs		142,321,504.36	4,247,329,454.21	4,389,650,958.57
17,500,292,959.29	Budget Support		154,908,117.75	17,265,603,315.38	17,420,511,433.13
2,000,000,000.00	Health Facility Loan		31,884,099.15	1,771,079,333.10	1,802,963,432.25
2,000,000,000.00	MSME Dev. Fund		-	2,000,000,000.00	2,000,000,000.00
<b>39,824,336,202.29</b>			<b>424,880,552.05</b>	<b>37,642,603,957.00</b>	<b>38,067,484,509.05</b>

Other Internal Debts (Domestic Arrears) at 31<sup>st</sup> December, 2021 include:

	<b>Payables N</b>	<b>Current Liabilities N</b>	<b>Non Current Liabilities N</b>	<b>Total N</b>
Gratuity		-	3,806,746,867.62	3,806,746,867.62
Contract Retention	-	-	202,490,697.73	202,490,697.73
Other Judgment Debt	-	-	83,327,926.91	83,327,926.91
<b>Total</b>		-	<b>4,092,565,492.26</b>	<b>4,092,565,492.26</b>

The Domestic Arrears are classified as Non Current Liabilities implying that the State Government intends to commence their payment not earlier than January, 2023.

## 4.5 Foreign Loans

As at 31<sup>st</sup> December, 2021, the Government of Ebonyi State had total Foreign Loan balance of **twenty six billion, two hundred and eleven million, eight hundred and fifteen thousand, four hundred and sixteen naira, ninety three kobo (₦26,211,815,416.32)**. This is made up of Current Liabilities (amounts due for repayment in 2022) of **three hundred and eighty seven million, nine hundred and thirty six thousand, six hundred and eighty naira, twenty kobo (₦387,936,680.20)** and Non Current Liabilities (amounts falling due for repayment after 2022) of **twenty five billion, eight hundred and twenty three million, eight hundred and seventy eight thousand, seven hundred and thirty six naira, twelve kobo (₦25,823,878,736.12)**.

The Foreign Loan balances are presented below against respective balances for the previous year ended 31<sup>st</sup> December, 2020

Balance 31/12/2020 ₦	Foreign Loan Item	Payables ₦	Current Liabilities ₦	Non Current Liabilities ₦	Total 31/12/2020 ₦
1,060,067,003.66	Ebonyi State HIV/AIDs Programme	-	54,088,963.44	991,331,951.49	1,045,420,914.93
1,049,332,154.79	State Health System Dev. Project	-	21,935,073.29	1,042,380,892.93	1,064,315,966.22
5,723,911,131.84	Community Based Urban Dev. Project	-	95,199,422.96	5,715,291,016.71	5,810,490,439.67
1,065,180,002.60	Universal Basic Poverty Reduction Project	-	30,063,252.76	1,075,967,442.70	1,106,030,695.46
1,295,909,504.72	Community and Social Dev. Project	-	54,643,625.00	1,214,719,372.00	1,269,362,997.00
1,651,114,233.01	Community and Social Dev. Project	-	25,492,873.92	1,721,574,461.02	1,747,067,334.94

2,083,634,562.43	National Fadama Project III	-	36,101,459.33	2,142,708,917.27	2,178,810,376.60
558,523,308.24	Health System Development Project (Additional Fin.)	-	8,514,542.57	575,003,430.90	583,517,973.47
776,362,352.18	Second HIV/AIDS programme	-	22,451,118.49	878,046,308.27	900,497,426.71
9,796,900,641	Nigeria Erosion and Water Shed Mgt Project	-	39,446,348.49	10,466,854,942.83	10,506,301,291.93
<b>25,060,934,895.41</b>	<b>Total</b>	<b>-</b>	<b>387,936,680.20</b>	<b>25,823,878,736.12</b>	<b>26,211,815,416.32</b>

#### 4.6 Summary of the State's Liabilities

As at 31<sup>st</sup> December, 2021, the Government of Ebonyi State held total liabilities of **sixty eight billion, three hundred and seventy one million, eight hundred and sixty five thousand, four hundred and seventeen naira, sixty three kobo (N68,371,865,417.63)**. as presented below:

<b>Debt Item</b>	<b>Balance 31/12/31</b>
Internal Loans	38,067,484,509.05
Domestic Arrears	4,092,565,492.26
Foreign Loans	26,211,815,416.32
	<b>68,371,865,417.63</b>

## CHAPTER FIVE

### CONSOLIDATION STATEMENT OF CASHFLOW

#### 5.1 Sources of Cash:

The Government of Ebonyi State received cash from the following sources in the year ended 31<sup>st</sup> December, 2021.

Source	Amount ₦	% of Total Receipts
Statutory Revenue	34,032,633,518.87	37.42
Value Added Tax	19,452,335,164.75	21.39
Tax Revenue	13,812,536,428.50	15.19
Non-Tax Revenue	9,363,611,464.06	10.30
Investment Income	234,128,821.06	0.26
Other Independent Revenue	2,593,791,586.17	2.85
Aids and Grants	11,101,915,285.43	12.21
Transfer from other Government Entities	<u>360,848,400.81</u>	<u>0.40</u>
	<b><u>90,951,800,669.65</u></b>	<b><u>100.00</u></b>

#### 5.2 Uses of Cash

Cash generated in the year was used to fund the following government activities:

Activity	Cost ₦	% of Total Payment
Payment of Salaries and Wages	13,020,976,765.55	13.30%
Payment of Social Benefits (Pensions)	1,870,704,173.86	1.91%
Overhead Costs	18,047,544,061.3	18.43%
Grants to Government Parastatals	2,337,217,000.00	2.39%
Interest on Loans	2,206,323,644.58	2.25%
Relief Loans to Government Offices	700,000,000.00	0.71%
Purchase/Construction of P P & E	55,246,731,836.94	56.42%

Construction of Investment Property	1,719,325,603.00	1.76%
Acquisition of Intangible Assets	381,820,363.50	0.39%
Acquisition of Biological Assets	44,826,986.05	0.05%
Repayment of Interval Loan	2,025,900,780.45	2.07%
Repayment of External Loan	<u>311,201,526.08</u>	<u>0.32%</u>
	<b><u>97,912,572,741.31</u></b>	<b><u>100.00</u></b>

The Negative difference of **Six Billion, Nine Hundred and Sixty Million, Seven Hundred and Seventy Two Thousand, Seventy One Naira, Sixty Six Kobo (N6,960,772,071.66)** between payments made and cash generated in the year was made up from the opening cash balance at 01/01/2021 of **Nine Billion, One Hundred and Seventeen Million, Four Hundred and Twenty Seven Thousand, Four Hundred and Eighty Two Naira, Eighty Seven Kobo (N9,117,427,482.87)**.

### 5.3 Closing Cash/Cash Equivalent

The closing cash and cash Equivalent on the Consolidated Statement of Cash Flow is in agreement with the sum of **two billion, one hundred and fifty six million, six hundred and fifty five thousand, four hundred and eleven naira, twenty one kobo (N2,156,655,411.21)** reported as Cash and Cash Equivalent in the Consolidated Statement of Financial Position as at 31st December, 2021.

The Cash Flow of the State in 2021 can be further summarized as follows:

	<b>N</b>
Opening Cash & Cash Equivalent 1/1/2021	9,117,427,482.87
Add: Cash Receipts in 2021	<u>90,951,800,669.65</u>
<b>Total Cash Available</b>	<b>100,069,228,152.52</b>
Less: Cash Used in 2021	<u>97,912,572,741.31</u>
<b>Closing Cash &amp; Cash Equivalent</b> <b>31/12/2021</b>	<b><u>2,156,655,411.21</u></b>



*Our Ref.:*

*Date:*

*Your Ref.:*

## **AUDIT CERTIFICATE**

The Financial Statements of the Government of Ebonyi State of Nigeria for the year ended 31<sup>st</sup> December, 2021, have been audited in accordance with Section 125, Subsection 2 of the Constitution of the Federal Republic of Nigeria, 1999 (as amended) and Section 13, Subsection 1 of Ebonyi State Public Sector Audit Law, 2021.

The audit was conducted in accordance with the International Standards on Auditing (ISA) and the International Standards of Supreme Audit Institutions (ISSAI) as issued by the International Organization of Supreme Audit Institutions (INTOSAI).

In the course of the audit, I evaluated the overall adequacy of the information presented in the General Purpose Financial Statements which were prepared in accordance with the International Public Sector Accounting Standards (IPSAS) as described in the Statement of Significant Accounting Policies.

In my opinion and to the best of my knowledge the Financial Statements show a true and fair view of the Financial Position of the Government of Ebonyi State for the year ended 31<sup>st</sup> December, 2021 and the transactions for the fiscal year ended on that date.

**ELDER U.S.A UDU, PhD, FCNA, FCTI, CPA Ireland, FCAI, FCAS, ACCrFA**

FRC/2021/004/00000023705

Auditor-General,

Ebonyi State

June 24, 2022



**Special Opinion:**

Ebonyi State is eligible to receive grant financing from the Federal Government subject to performance against predefined criteria in the World Bank assisted States Fiscal Transparency, Accountability and Sustainability Programme for Results (SFTAS Programme). The expenditure frameworks (and receipts) are detailed in Notes 7, 9-12, in the attached General Purpose Financial Statements of Ebonyi State Government restated in the table below:

In my opinion, Notes 7, 9-12, presents fairly, in all material respects, the expenditures incurred (and funds received) against the SFTAS Programme including expenditures on other programmes by the Government of Ebonyi State of Nigeria for the year ended December 31, 2021 in accordance with IPSAS as described in the Statement of Significant Accounting Policies.

**Disclosure Note in the State Financial Statements for 2021**

Ebonyi State is participating in the World Bank assisted States Fiscal Transparency, Accountability and Sustainability (SFTAS) Programme for Results. For participation in the Programme, the State must fully meet the Eligibility Criteria and amount earned is determined by performance against a set of Disbursement Linked Results which terms are defined in Subsidiary Grant Agreement dated 14th December, 2020. The achievement of performance by the State is

verified by an Independent Verification Agent (IVA). The Programme Expenditure Framework for SFTAS Programme comprises expenditures incurred in the following budget lines as shown in Table 1 below:

**Table 1: 2019 – 2021 Budget Line Expenditure Framework**

MDAs	2021			2020			2019		
	Personnel Cost	Overheads	Total	Personnel Cost	Overheads	Total	Personnel Cost	Overheads	Total
	₦	₦	₦	₦	₦	₦	₦	₦	₦
Ministry of Finance and Economic Development	527,895,890.43	11,580,335.72	539,476,226.15	570,098,254.96	76,382,460.00	646,480,714.96	385,866,615.15	9,993,150.00	395,859,765.51
Office of the State Accountant General	55,533,415.63	806,908,353.74	862,441,769.37	48,344,424.05	16,929,700.00	65,274,124.05	42,112,003.31	9,152,800.00	51,264,803.31
Ebonyi State Internal Revenue Service	125,009,310.32	21,333,333.33	146,342,643.65	143,291,465.87	24,100,000.00	167,391,465.87	127,659,693.04	6,455,480.00	134,115,173.04
Ministry of Budget, Planning Research & Monitoring				22,202,095.76	2,579,700.00	24,781,795.76	36,458,174.30	6,593,000.00	43,051,174.30
<b>Total</b>	<b>708,438,616.38</b>	<b>839,822,022.79</b>	<b>1,548,260,639.17</b>	<b>783,936,240.64</b>	<b>119,991,860.00</b>	<b>903,928,100.64</b>	<b>592,096,485.80</b>	<b>32,194,430.00</b>	<b>624,290,916.16</b>

The State was found eligible to participate in the Programme for 2019 for verification and disbursements occurred during the year. Verification and disbursement for 2021 is to occur in 2021. The disbursements below were received as grants from the Federal Government in the State's [Consolidated Revenue Fund] and are reflected in the activity and balances under Note 36-41.

**Table 2: Disbursement from the Federal Government (SFTAS)**

	<b>2021 N</b>	<b>2020 N</b>
Amount Earned for 2019 performance	-	6,954,000,000.00
Amount Earned for 2020 performance	3,849,090,000.00	
<b>Total</b>	<b>3,849,090,000.00</b>	<b><u>6,954,000,000.00</u></b>



**ELDER U.S.A UDU, PhD, FCNA, FCTI, CPA Ireland, FCAI, FCAS, ACCrFA**

FRC/2021/004/00000023705

Auditor-General,

Ebonyi State

June 24, 2022



# EBONYI STATE GOVERNMENT OF NIGERIA

A report of the Accountant General with the

# AUDITED FINANCIAL STATEMENTS

FOR THE YEAR ENDED 31ST DECEMBER 2021





HIS EXCELLENCY  
ENGR. CHIEF DAVID NWEZE UMAHI FNSE, FNATE  
EXECUTIVE GOVERNOR OF EBONYI STATE





HIS EXCELLENCY  
BARR. ERIC KELECHI IGWE PH.D  
DEPUTY GOVERNOR OF EBONYI STATE





RT. HON.  
OGBONNA FRANCIS NWIFURU  
SPEAKER EBONYI STATE HOUSE OF ASSEMBLY





**MY LORD  
HON. JUSTICE ELVIS ANAGU NGENE  
CHIEF JUDGE OF EBONYI STATE**







**Orlando Okechukwu Nweze**  
**Hon. Commissioner for Finance and Economic Development**  
**Ebonyi State**





Emeka Carlton Nwankwo, CPA  
**Accountant General, Ebonyi State**



## **CONTENTS**

Audit Certificate	1
Responsibility for the Financial Statements	2
Summary of Significant Accounting Policies	4
Highlights of Performance	13
Statement of Financial Performance	16
Statement of Financial Position	18
Statement of Cash Flow	20
Statement of Changes in Equity /Net Assets	23
Statement of Comparison of Budget and Actual Amount	24
Notes to the Financial Statements	26
Supplementary Notes	39



## OFFICE OF THE STATE AUDITOR-GENERAL

P.M.B. 034, Abakaliki, Ebonyi State. +234704 752 5790; ebsauditorgeneral@gmail.com

*Our Ref.:*

*Date:*

*Your Ref.:*

### **AUDIT CERTIFICATE**

The Financial Statements of the Government of Ebonyi State of Nigeria for the year ended 31<sup>st</sup> December, 2021, have been audited in accordance with Section 125, Subsection 2 of the Constitution of the Federal Republic of Nigeria, 1999 (as amended) and Section 13, Subsection 1 of Ebonyi State Public Sector Audit Law, 2021.

The audit was conducted in accordance with the International Standards on Auditing (ISA) and the International Standards of Supreme Audit Institutions (ISSAI) as issued by the International Organization of Supreme Audit Institutions (INTOSAI).

In the course of the audit, I evaluated the overall adequacy of the information presented in the General Purpose Financial Statements which were prepared in accordance with the International Public Sector Accounting Standards (IPSAS) as described in the Statement of Significant Accounting Policies.

In my opinion and to the best of my knowledge the Financial Statements show a true and fair view of the Financial Position of the Government of Ebonyi State for the year ended 31<sup>st</sup> December, 2021 and the transactions for the fiscal year ended on that date.

**Elder U.S.A UDU**, PhD, FCNA, FCTI, CPA Ireland, FCAI, FCAS, ACrF,  
FRC/2021/004/00000023705  
Auditor-General,  
Ebonyi State  
July 07, 2022

# GOVERNMENT OF EBONYI STATE OF NIGERIA

Telephone: 08068723567

Email: [ebsagoffice@gmail.com](mailto:ebsagoffice@gmail.com)

Your Ref:

Our Ref: EBS/AG/AD



OFFICE OF THE ACCOUNTANT-GENERAL  
Ministry of Finance & Econ. Development  
Abakaliki.

20<sup>th</sup> April 2022

## RESPONSIBILITY FOR THE FINANCIAL STATEMENTS

The Financial Statements of Ebonyi State Government of Nigeria for the year ended 31<sup>st</sup> December, 2021, have been prepared by me in accordance with the International Public Sector Accounting Standards (IPSAS), (Fourth Time Adoption of Accrual Basis IPSAS) and the Guideline issued by the Federation Allocation Account Committee (FAAC) Sub-Committee on IPSAS implementation.

IPSAS 24 requires that an entity shall present a Comparison of Budget Amount for which it is held publicly accountable and Actual Amount either as a separate additional Financial Statement or as additional budget columns in the Financial Statements. Ebonyi State Government opted for the former.

IPSAS 33 requires that recognition and/or measurement of Assets/Liabilities can be recognized for reporting within 3 years following the date of adoption. Ebonyi State Government adopted Accrual Basis IPSAS in 1<sup>st</sup> January, 2016 and has recognized and/or measured all Assets/Liabilities in the 2018 Financial Statements.

## ACCOUNTING AND REPORTING

All responsibilities bestowed on me as listed below have been fulfilled:

- a. Ensuring that adequate system of internal controls are maintained to safeguard assets and provide reasonable assurance that the transactions as recorded are within statutory authority; and also that the use of all public financial resources by the Government are properly recorded.
- b. Ensuring that proper books and records of accounts were kept to ensure that the Financial Statements reflect the financial position of Ebonyi State Government and its operations for the year ended 31<sup>st</sup> December, 2021.

In compliance with IPSAS 33, I have prepared the following financial statements as at 31<sup>st</sup> December 2021.

1. Statement of Financial Performance
2. Statement of Financial Position
3. Statement of Cash flow
4. Statement of Changes in Net Assets/Equity

5. Statement of Comparison of Budget and Actual Amount
6. Notes to the Financial Statements

In my opinion, the consolidated financial statements and the Notes thereto reflect the financial position of Ebonyi State Government of Nigeria as at 31<sup>st</sup> December, 2021.

 20/4/2022

**MR EMEKA NWANKWO, CPA, FCNA**  
*ACCOUNTANT GENERAL*  
*EBONYI STATE.*

 20/4/2022

**MR ORLANDO OKECHUKWU NWEZE**  
*HON. COMMISSIONER FOR FINANCE & ECO. DEV.*  
*EBONYI STATE.*

# GOVERNMENT OF EBONYI STATE OF NIGERIA

Telephone: 08068723567

Email: [ebsagoffice@gmail.com](mailto:ebsagoffice@gmail.com)

Your Ref:

Our Ref: EBS/AG/AD



OFFICE OF THE ACCOUNTANT-GENERAL  
Ministry of Finance & Econ. Development  
Abakaliki.

20<sup>th</sup> April 2022

## STATEMENT OF SIGNIFICANT ACCOUNTING POLICIES

### 1. Introduction.

In line with the adoption of the International Public Sector Accounting Standards (IPSAS) in Nigeria, a Standardised Chart of Account (COA) alongside a set of General-Purpose Financial Statements (GPFS) have been designed and introduced by FAAC for adoption by all tiers of Government in Nigeria. The Standardised COA and the GPFS are hereby adopted by Ebonyi State Government to comply with FAAC directive to harmonise public sector accounts reporting in Nigeria.

In order to ensure an effective and efficient utilization of the COA and GPFS, the Accounting Policies have been developed as a set of guidelines to direct the Processes and Procedures relating to financial reporting in Ebonyi State. These policies shall form part of the universally agreed framework for financial reporting in Ebonyi State.

### IPSAS Accrual Basis of Accounting

IPSAS Accrual Basis of Accounting recognises transactions and events when they occur whether Cash (including cash equivalent) is received/paid or not by the MDAs. GPFS prepared under the IPSAS Accrual Basis provides readers with information about transactions involving revenues, expenses, assets and liabilities and changes in equity incurred by the State Government during the period. Notes to the GPFS provides additional information about revenues, expenses, assets, liabilities and reserves including cash and cash equivalents, receivables, prepayments. Inventories, long term loans granted by the state, investments, property, plant and equipment, investment property, intangible assets, deposits, short-term loans, unremitted deduction, payables, short-term provisions, current portion of borrowings, public funds, long-term borrowings, capital grants, reserves, accumulated surpluses, deficits and minority interest.

This Accounting Policy addresses the following fundamental accounting issues.

- i. Definition of Accounting Terminologies;
- ii. Recognition of Accounting Items;
- iii. Measurement of Accounting Items;
- iv. Treatment of Accounting Items.

The Accounting Policy is subject to periodic reviews and updates as shall be deemed necessary by the Accountant General of Ebonyi State.

## 2. Accounting Terminologies/Definitions

- i. Accounting Policies are the specific principles, bases, conventions, rules and practices adopted by the Ebonyi State Government in preparing and presenting Financial Statements.
- ii. Accrual Basis means a basis of accounting under which transactions and other events are recognised when they occur (and not only when cash or its equivalent is received or paid).
- iii. Assets are the resources controlled by an entity as a result of past events and for which future economic benefits or service potential are expected to flow to the entity.
- iv. Biological Assets is a living animal or plant.
- v. Borrowing Cost are interest and other expenses incurred by an entity in connection with the borrowing of funds.
- vi. Carrying amount is the amount at which an asset is recognised in the Statement of Financial Position.
- vii. Cash Equivalents are short term, highly liquid investments that are readily convertible to known amounts of cash and which are subject to insignificant risk of change in value.
- viii. Cash comprises cash in hand, demand deposits in financial institutions and cash equivalents.
- ix. Cash flow are inflows and outflows of cash. Cash flow excludes movement between items that constitute cash as these components are part of the cash management of the Government rather than increases or decreases in the cash position controlled by Government.
- x. Cash Controlled by Ebonyi State Government. Cash is deemed to be controlled by Ebonyi State Government when the Government can freely use the available cash for the achievement of its objectives or enjoy benefits from the cash, and can also exclude or regulate the access of others to that benefit. Cash collected by, or appropriated or granted to the Government which the Government can freely use to fund its operating objectives, such as acquiring of capital assets or repaying its debt is controlled by the Government.
- xi. Consolidated Financial Statements are the sets of financial statements of an economic entity in which the assets, liabilities, net assets/equity, revenue, expenses and cash flows of the controlling entity and its controlled entities are presented as those of a single economic entity.
- xii. Expenses are the decreases in economic benefits or service potential during the reporting period in the form of out flows or consumption of assets or incurrences of liabilities that result in decreases in net assets/equity, other than those relating to distributions to owners.
- xiii. Financial activities are activities that result in changes in the size and composition of the contributed capital and borrowings of the entity.



- xiv. Government Business enterprises means a department or agency that has all the following characteristics:
  - a. Is an entity with the power to contract in its own name;
  - b. Has been assigned the financial and operational authority to carry on a business;
  - c. Sells goods and services, in the normal course of its business, to other MDAs and the general public at a profit or full cost recovery;
  - d. Is not reliant on continuing Government funding or subvention to remain a going concern (Other than purchases of outputs at arm's length); and
  - e. Is controlled by a public sector management or the Government.
- xv. Intangible assets are identifiable non-monetary assets without physical substance.
- xvi. Investing activities are the acquisition and disposal of long term assets and other investments not included in cash equivalents.
- xvii. Investment property is property (Land or a building-or part of a building- or both) held to earn rentals or for capital appreciation or both, rather than for: (a) use in the production or supply of goods or services or for administrative purposes; (b) sale in the ordinary course of operations.
- xviii. Liabilities are present obligations of the entity arising from past events, the settlement of which is expected to result in an outflow from the entity of resources embodying economic benefits or service potential.
- xix. Net assets/Equity is the residual interest in the assets of the entity after deducting all its liabilities.
- xx. Non-controlling interest is the net assets/equity in a controlled entity not attributable, directly or indirectly, to a controlling entity.
- xxi. Notes to the GPFS shall include narrative descriptions or more detailed schedules or analysis of amounts shown on the face of the GPFS, as well as additional information.
- xxii. Operating activities are the activities of the entity that are not investing or financing activities.
- xxiii. Qualifying assets is an asset that necessarily takes a substantial period of time to get ready for its intended use or sale.
- xxiv. Revenue is the gross inflow of economic benefits or services potential during the reporting period when those inflows result in an increase in net assets/equity, other than increases relating to contributions from owners.

### **3. Fundamental Accounting Concept.**

The following fundamental accounting concepts are taken as the basis of preparation of all accounts and reporting in Ebonyi State.

- i. Accrual Basis of Accounting;
- ii. Understandability;
- iii. Materiality;
- iv. Relevance;
- v. Going Concern Concept;

- vi. Consistency Concept;
- vii. Prudence;
- viii. Completeness.

#### **4. General Purpose Financial Statements (GPFS)**

The General Purpose Financial Statements include:

- i. Statement of Financial Position
- ii. Statement of Financial Performance
- iii. Statement of Cash Flows
- iv. Statement of net Assets/Equity
- v. Statement of Budget Comparison and Actual
- vi. Notes to the Financial Statements
- vii. Supplementary Notes

#### **5. Basis of Preparation of Financial Statements**

The Financial Statements are prepared under the historical cost convention and in accordance with International Public Sector Accounting standards (IPSAS). Accrual basis concept is the basis of preparation of all accounts by all reporting entities in Ebonyi State.

#### **6. Accounting Period**

The accounting period (Fiscal Year) is from 1<sup>st</sup> January to 31<sup>st</sup> December. Each accounting year is divided into 12 calendar months and it is set up as such in the accounting system of the State.

#### **7. Reporting Currency**

The Reporting currency in preparation of the General Purpose Financial Statements is Nigeria Naira.

#### **8. Consolidation of Financial Statements**

The consolidation of General Purpose Financial Statements is based on the financial transactions of all Ministries, Departments and Agencies (MDAs) of the State Government. Government Business Entities (GBEs) are not included in the consolidations. Controlled Entities are fully consolidated from the date on which control is acquired. The MDAs to be consolidated comprise of sixty-four MDAs including Health, Education, Security, youths and Sports and others that are not Government business entities such as Ebonyi Transport Corporation etc.

## **9. Notes/Supplementary Notes to the Financial Statements**

Notes to the Financial Statements are presented in a manner that they cross reference to any related information in the Financial Statements.

## **10. Comparative Information**

The General Purpose Financial Statements (GPFs) are designed to show all numerical information relating to previous year(s).

## **11. Budget Figure**

A Statement of Comparison of Budget and Actual Amount is prepared for the determination of items of revenue and expenditure in respect to budgetary provisions of Ebonyi State. IPSAS 24 requires an entity to present a comparison of budget amount for which it is held publicly accountable and actual amount either as a separate additional Financial Statement or as additional budget columns in the financial statements. Ebonyi State Government opted for both.

## **12. Revenues**

Ebonyi State recognizes revenues from non-exchange transactions such as fees, taxes and fines when the event occurs and the asset recognition criteria are met. Other exchange revenues are recognized when it is probable that the future economic benefits or service potential associated with the asset will flow to the entity and the fair value can be measured reliably. Revenue from the sales of goods and services is recognized when significant risks and rewards of ownership has been transferred to the buyer. Similarly, gain on disposal of Property, Plant and Equipment (PP&E) is recognized at the date control of the asset is passed to the buyer.

## **13. Aid and Grants**

Aid and Grants to Ebonyi State Government are recognized as incomes on entitlement, while Aid and Grants to other Government or Agencies are recognized as expenditure on commitment. Counterpart Contributions to World Bank Funded Agencies are also recognized as expenditures.

## **14. Expenditures**

Expenditures are classified as either recurrent or capital. All recurrent expenditures are reported on an accrual basis (ie they are recognized in the period they are incurred or when the related services are enjoyed, irrespective of when the payment is made). Recurrent Expenditures are reported in the Statement of Financial Performance. Payments for purchase of items of Capital nature (PP&E) are treated as Assets under Non-Current Assets in the Statement of Financial Position. At the end of the financial year, a schedule of PP&E is prepared as part of the Notes to GPF

## 15. Property, Plant and Equipment (PP&E)

Property, Plant and Equipment (PP&E) include:

- i. Building
- ii. Infrastructure- Water
- iii. Infrastructure- Other
- iv. Plants & Machinery
- v. Furniture & Fittings
- vi. Motor Vehicles
- vii. Office and other equipment
- viii. IT equipment

Infrastructure - Water assets include Boreholes, Dams and water pipes while Infrastructure-Others assets include road networks, electrification and bridges.

## 16. Under Construction Assets

These are Non-Current Assets which the Ebonyi State Government are constructing under the direct labour arrangements and which substantial amount of resources have been committed. These assets are not depreciated but included in Property, Plant and Equipment. Any asset classed as under construction assets are reclassified to the appropriate class of PP&E when completed and subsequently depreciated.

## 17. Biological Assets

These are living plants which include Floriculture, Cultivated Orchard or Plantation and Forestry. Bearer plant and agricultural produce or consumables are not recognized as biological assets in accordance with IPSAS 27. Biological Assets is measured initially at cost and subsequently at cost less accumulated depreciation hence the fair value is not reliably measured.

## 18. Intangible Assets

Intangible Assets are identifiable non-monetary assets without physical substance. They include computer software, Patents and broadcasting rights. These are initially measured at cost and subsequently at cost less accumulated amortization and accumulated impairment losses if assessed to have finite Live. In accordance with IPSAS 31, internally generated intangible items are not recognized as asset since it is not separately identifiable.

## 19. Depreciation/Amortization

The following depreciation/amortization rates apply;

Building	3%
Infrastructure- Water	5%
Infrastructure- Other	5%
Plant & Machinery	15%

Furniture & Fittings	24%
Motor Vehicles	20%
Office & other Equipment	28%
IT Equipment	30%
Intangible Assets	20%
Biological Assets	20%
Under Constructions	0%

## 20. Capitalization

The capitalization threshold is Fifty Thousand Naira (N50,000.00) where category of such asset does not exist. Only amount spent in connection with PP&E and Intangibles and whose values is up to Fifty Thousand Naira (N50,000.00) is capitalized. Non-Current assets whose costs are below the capitalization threshold are charged appropriately to the Statement of Financial Performance.

## 21. Statement of Cash Flow

Statement of Cash Flow is prepared using the direct method. The cash flow consists:

- i. Operating activities
- ii. Investing Activities
- iii. Financing Activities

## 22. Cash and Cash Equivalent

Cash and Cash Equivalents are cash balances on hand, held in bank accounts, demand deposits and other highly liquid investments with an original maturity of 6 months or less in which Ebonyi State invests as part of its day-to-day cash management and which are readily convertible to known amount of cash and are subject to insignificant risk of changes in value. Cash and Cash Equivalent is reported under Current Asset in the Statement of Financial Position.

## 23. Receivables

- i. Receivables from exchange transactions are recognized initially at fair value and subsequently measured at amortized cost less provision for impairment.
- ii. Receivables from non-exchange transactions are initially assessed at nominal amount or face value and subsequently adjusted for impairment.

## 24. Unremitted deductions

Unremitted deductions are monies owed to third parties such as tax authorities, Schemes and associations and other Government agencies. These include: tax deductions, union check off dues and other deductions. These amount shall be stated in GPFS at their repayment value, which shall be treated as current Liabilities in the Statement of Financial Position.

## **25. Accrued Expenses**

These are monies payable to third parties in respect of goods and services received. Accrued expenses for which payment is due in the next 12 months shall be classified as Current Liabilities. Where the payments are due beyond the next 12 months, it shall be accounted for as Non-Current Liabilities.

## **26. Current Portion of Borrowings**

This is the portion of the long term loan/borrowing that is due for repayment within the next 12 months. This portion of the borrowings shall be classified under Current Liabilities in the Statement of Financial Position.

## **27. Reserves.**

Reserves are classified under Equity in the Statement of Financial Position and include: Statement of Financial Performance Surpluses/(Deficits), Revaluation Reserve and Translation Reserve.

## **28. Loans**

Loans granted to other Government, agencies or individuals are shown separately in the Statement of Financial Position under assets. They are valued at their realizable value after providing for bad and doubtful debts. However, loans received and to be paid back are classified under liability in the Statement of Financial Position as either current liability or non-current liability.

## **29. Investments**

Investments made in Government stock, quoted companies etc are disclosed as Financial Assets in the Statement of Financial Position.

## **30. Transfer from Other Government Entities**

Transfer from other Government entities are non-exchange items and are recognized as revenue in the Statement of Financial Performance.

## **31. Transfer to Other Government Entities**

Transfer to other Government entities are non-exchange items and are recognized as expenses in the Statement of Financial Performance.

## **32. Foreign Currency**

Foreign Currency transactions are translated into Naira, the reporting currency, using the spot rate as at last day of the financial year.

### 33. Contingency Fund

Capital and recurrent expenditures that were not captured in the budget of MDAs are charged to contingency fund domiciled in the office of the Accountant-General



20/4/2022

**MR EMEKA NWANKWO, CPA, FCMA**  
*ACCOUNTANT GENERAL*  
*EBONYI STATE.*

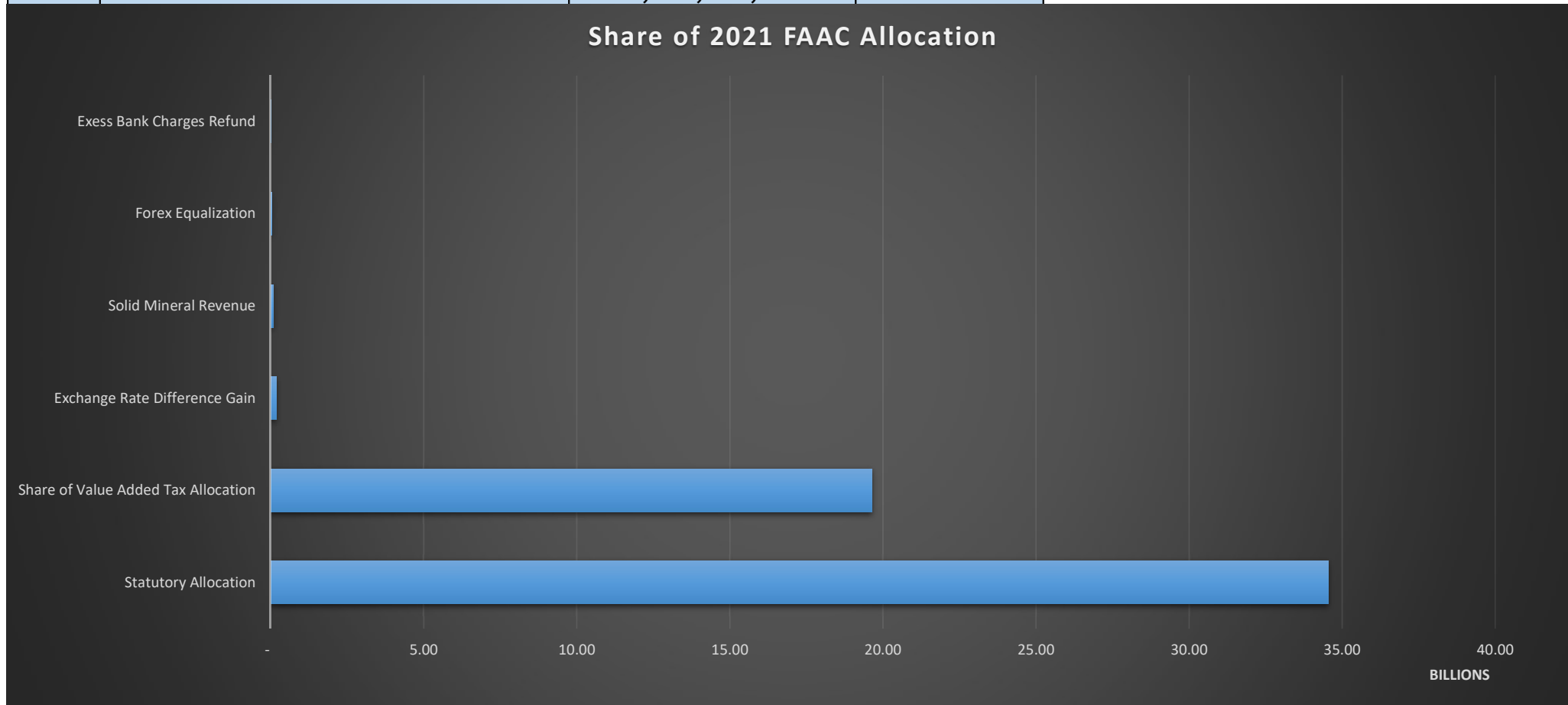


20/4/2022

**MR ORLANDO OKECHUKWU NWEZE**  
*HON. COMMISSIONER FOR FINANCE & ECO. DEV.*  
*EBONYI STATE.*

**EBONYI STATE GOVERNMENT SHARE OF 2021 FEDERATION ACCOUNT ALLOCATION**

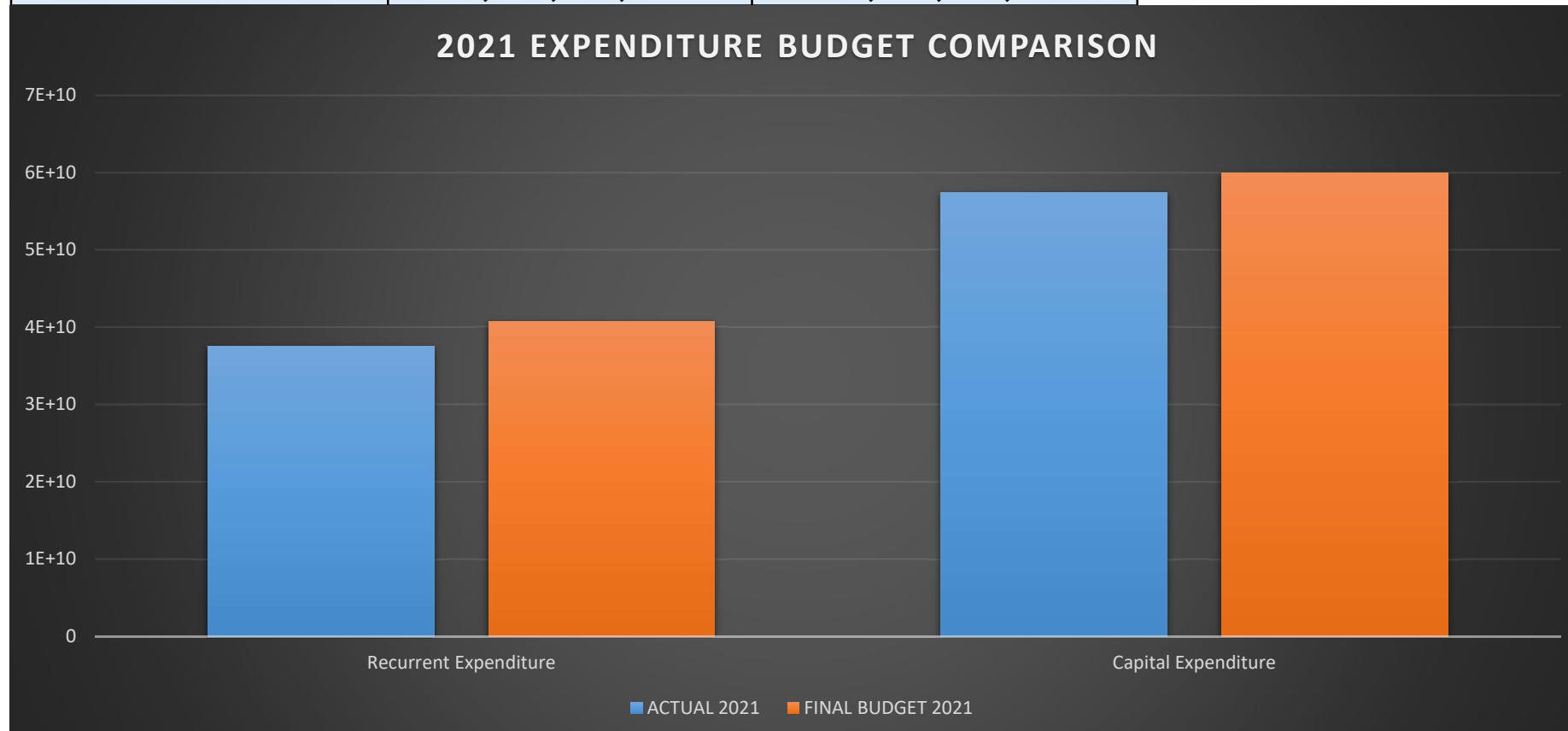
<b>S/N</b>	<b>ITEM</b>	<b>2021(NGN)</b>	<b>PERCENTAGE</b>
1	Statutory Allocation	34,542,739,900.50	63.38%
2	Share of Value Added Tax Allocation	19,644,488,675.55	36.05%
3	Exchange Rate Difference Gain	174,349,593.38	0.32%
4	Solid Mineral Revenue	77,862,756.77	0.14%
5	Forex Equalization	46,136,635.56	0.08%
6	Excess Bank Charges Refund	11,781,360.11	0.02%
	<b>TOTAL</b>	<b>54,497,358,921.87</b>	<b>100.00%</b>





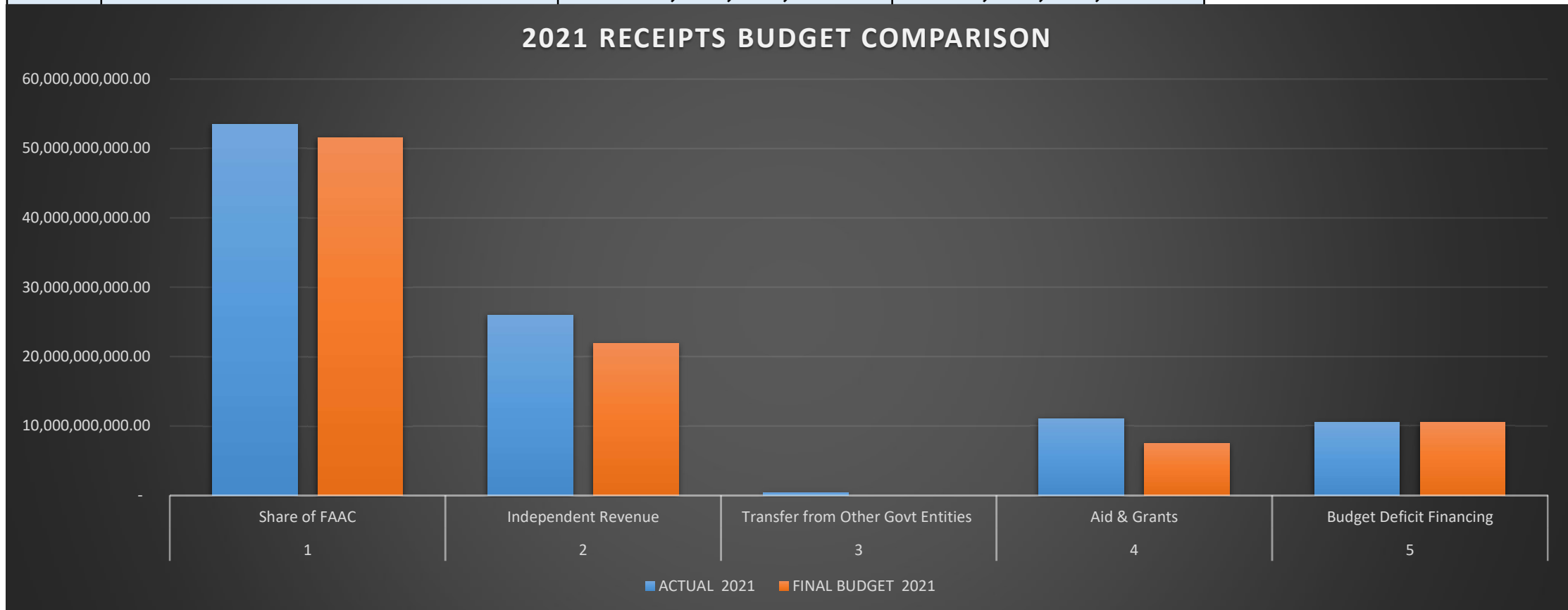
## EBONYI STATE GOVERNMENT 2021 EXPENDITURE BUDGET COMPARISON

EXPENDITURE TYPE	ACTUAL 2021	FINAL BUDGET 2021
Recurrent Expenditure	39,819,867,951.82	40,702,774,858.62
Capital Expenditure	57,392,704,799.52	59,967,111,609.12
<b>TOTAL</b>	<b>97,212,572,751.34</b>	<b>100,669,886,467.74</b>



## EBONYI STATE GOVERNMENT 2021 RECEIPTS BUDGET COMPARISON

S/N	RECEIPT TYPE	ACTUAL 2021	FINAL BUDGET 2021
1	Share of FAAC	53,484,968,683.62	51,613,000,000.00
2	Independent Revenue	26,004,068,299.79	21,928,043,669.78
3	Transfer from Other Govt Entities	360,848,400.81	-
4	Aid & Grants	11,101,915,285.43	7,511,415,315.09
5	Budget Deficit Financing	10,500,000,000.00	10,500,000,000.00
	<b>TOTAL</b>	<b>101,451,800,669.65</b>	<b>91,552,458,984.87</b>



**EBONYI STATE GOVERNMENT**  
**CONSOLIDATED STATEMENT OF FINANCIAL PERFORMANCE FOR THE YEAR ENDED 31ST DECEMBER, 2021**

ACTUAL 2020		NCOA CODES	NOTE	ACTUAL 2021	FINAL BUDGET 2021	ORIGINAL BUDGET 2021	SUPPLEMENTARY BUDGET 2021	VARIANCE ON FINAL BUDGET 2021
₦	Revenue			₦	₦	₦	₦	₦
47,605,635,213.45	Government Share of FAAC (Statutory Revenue)	110101 - 110114	1	54,497,358,921.87	51,613,000,000.00	51,000,000,000.00	0.00	2,884,358,921.87
6,361,234,312.26	Tax Revenue	120101	2	13,812,536,428.50	6,530,454,923.75	7,516,506,017.83	0.00	7,282,081,504.75
9,535,619,242.21	Non Tax Revenue	120201-120210 & 120213	3	9,363,611,464.06	3,935,148,593.33	3,158,671,442.28	0.00	5,428,462,870.73
57,268,513.34	Investment Income	120211	4	234,128,821.06	0.00	0.00	0.00	234,128,821.06
544,464,828.33	Interest Earned	120212	5	0.00	0.00	0.00	0.00	0.00
4,805,930,485.76	Other Revenues	140701	6	2,593,791,586.17	10,200,000,000.00	19,677,838,694.20	0.00	(7,606,208,413.83)
16,110,913,474.08	Aid & Grants	130101-130204	7	11,101,915,285.43	7,511,415,315.09	16,711,000,000.00	0.00	3,590,499,970.34
3,195,000,000.00	Transfer from Other Govt Entities	150101	8	360,848,400.81	0.00	0.00	0.00	360,848,400.81
<b>88,216,066,069.43</b>	<b>Total Revenue (A)</b>			<b>91,964,190,907.90</b>	<b>79,790,018,832.17</b>	<b>98,064,016,154.31</b>	<b>0.00</b>	<b>12,174,172,075.73</b>
	Expenditure							
13,283,529,787.44	Salaries and Wages	210101-210202	9	11,888,978,645.92	13,451,256,277.90	16,449,877,713.33	0.00	1,562,277,631.98
3,316,035,537.38	Social Benefits	210301	10	1,870,704,173.86	1,867,952,863.92	3,100,858,484.46	0.00	(2,751,309.94)
13,909,479,039.34	Overhead Cost	220201-220208 & 220210-220235	11	18,047,544,061.30	18,403,565,716.80	20,664,365,521.53	0.00	356,021,655.50
0.00	Grants and Contributions	2204	12	2,337,217,000.00	2,400,000,000.00	2,492,849,234.43	0.00	62,783,000.00
14,175,548,593.11	Depreciation Charges	240101	13	22,849,919,720.65	0.00	0.00	0.00	(22,849,919,720.65)
21,744,885.74	Amortization Charges	240201	14	100,265,304.67	0.00	0.00	0.00	(100,265,304.67)
<b>44,706,337,843.01</b>	<b>Total Expenditure (B)</b>			<b>57,094,628,906.40</b>	<b>36,122,774,858.62</b>	<b>42,707,950,953.75</b>	<b>0.00</b>	<b>(20,971,854,047.78)</b>
<b>43,509,728,226.42</b>	<b>Surplus/(deficit) from Operating Activities for the Period (A-B)</b>			<b>34,869,562,001.50</b>	<b>43,667,243,973.55</b>	<b>55,356,065,200.56</b>	<b>0.00</b>	<b>33,146,026,123.51</b>
(1,606,696,714.08)	Public Debt Charges	220209	15	(2,667,162,178.41)	(3,843,425,951.11)	(1,667,663,082.57)	0.00	(1,176,263,772.70)
6,951,887,024.81	Remeasurement of Domestic Debt		16	0.00	0.00	0.00	0.00	0.00
61,370,989.74	Foreign Exchange Gain on External Debts		17	17,652,844.98	0.00	0.00	0.00	17,652,844.98

**EBONYI STATE GOVERNMENT**  
**CONSOLIDATED STATEMENT OF FINANCIAL PERFORMANCE FOR THE YEAR ENDED 31ST DECEMBER, 2021**

ACTUAL 2020		NCOA CODES	NOTE	ACTUAL 2021	FINAL BUDGET 2021	ORIGINAL BUDGET 2021	SUPPLEMENTARY BUDGET 2021	VARIANCE ON FINAL BUDGET 2021
₦	Revenue			₦	₦	₦	₦	₦
<b>5,406,561,300.47</b>	<b>Total non-operating Revenue</b>			<b>17,652,844.98</b>	<b>0.00</b>	<b>0.00</b>	<b>0.00</b>	<b>17,652,844.98</b>
48,916,289,526.90	Surplus/(deficit) from Ordinary Activities			(2,649,509,333.43)	(3,843,425,951.11)	(1,667,663,082.57)	0.00	(1,158,610,927.72)
<b>48,916,289,526.90</b>	<b>Net Surplus/ (Deficit) for the Period</b>			<b>32,220,052,668.07</b>	<b>39,823,818,022.44</b>	<b>53,688,402,117.99</b>	<b>0.00</b>	<b>31,987,415,195.79</b>

 20/4/2022

**Mr. Emeka Nwankwo, CPA, FCNA**  
*Accountant General*  
*Ebonyi State*



**Mr. Orlando Okechukwu Nweze**  
*Hon. Commissioner for Finance & Eco. Dev.*  
*Ebonyi State*

20/4/2022

**EBONYI STATE GOVERNMENT**

**CONSOLIDATED STATEMENT OF FINANCIAL POSITION AS AT 31ST DECEMBER, 2021**


	NCOA CODES	NOTES	2021		2020	
			₦	₦	₦	₦
<b>ASSETS</b>						
<b>CURRENT ASSETS</b>						
Cash and Cash Equivalent	310101-310201	18	2,156,655,411.21		9,117,427,482.87	
Receivables	310601-310604	19	4,885,406,189.50		4,011,728,419.27	
Short Term Loans Granted	310301	20	700,000,000.00		400,000,000.00	
<b>TOTAL CURRENT ASSETS (A)</b>				<b>7,742,061,600.71</b>		<b>13,529,155,902.14</b>
<b>NON CURRENT ASSETS</b>						
Loans Granted		21	1,330,248,458.48		1,594,267,098.70	
Investments	310901 & 310902	22	213,182,152.59		211,903,520.72	
Property, Plants and Equipments	320101-320110	23	312,061,192,660.32		279,612,800,771.00	
Investment Property		24	1,667,745,834.91		0.00	
Intangible Assets	320301	25	334,977,176.74		36,901,107.42	
Biological Assets	320401	26	66,084,041.96		37,778,066.40	
<b>TOTAL NON CURRENT ASSETS (B)</b>				<b>315,673,430,325.00</b>		<b>281,493,650,564.25</b>
<b>TOTAL ASSETS (C = A+B)</b>				<b>323,415,491,925.71</b>		<b>295,022,806,466.39</b>
<b>LIABILITIES</b>						
<b>CURRENT LIABILITIES</b>						
Accrued Expenses	410401 & 410501	27	0.00		1,177,086,519.66	
Current Portion of Long Term Borrowings	410601	28	812,817,232.25		1,564,717,376.52	
<b>TOTAL CURRENT LIABILITIES (D)</b>				<b>812,817,232.25</b>		<b>2,741,803,896.18</b>
<b>NON CURRENT LIABILITIES</b>						
Pension and Gratuity	420201	29	3,806,746,867.62		3,806,746,867.62	
Long Term Debt	420301	30	63,752,301,317.76		63,858,112,718.39	
<b>TOTAL NON CURRENT LIABILITIES (E)</b>				<b>67,559,048,185.38</b>		<b>67,664,859,586.01</b>
<b>TOTAL LIABILITIES (F = D+E)</b>				<b>68,371,865,417.63</b>		<b>70,406,663,482.19</b>
<b>NET ASSETS/EQUITY (G = C-F)</b>		31a		<b>255,043,626,508.08</b>		<b>224,616,142,984.20</b>

**EBONYI STATE GOVERNMENT**  
**CONSOLIDATED STATEMENT OF FINANCIAL POSITION AS AT 31ST DECEMBER, 2021**

	NCOA CODES	NOTES	2021		2020	
			₦	₦	₦	₦
<b>Capital Contributed By:</b>						
Reserves	430301	31b	72,322,558,412.08		74,115,127,556.27	
Accumulated Surplus/(Deficit)	430201		182,721,068,096.00		150,501,015,427.93	
Total Net Assets/Equity				<b>255,043,626,508.08</b>		<b>224,616,142,984.20</b>

 20/4/2022

**Mr. Emeka Nwankwo, CPA, FCNA**  
 Accountant General  
 Ebonyi State

 20/4/2022

**Mr. Orlando Okechukwu Nweze**  
 Hon. Commissioner for Finance & Eco. Dev.  
 Ebonyi State

**EBONYI STATE GOVERNMENT**  
**CONSOLIDATED STATEMENT OF CASH FLOWS FOR THE YEAR ENDED 31ST DECEMBER, 2021**

	NCOA CODES	NOTES	2021		2020	
			₦	₦	₦	₦
<b>CASH FLOWS FROM OPERATING ACTIVITIES</b>						
Inflows						
Statutory Revenue	110101 & 110103-110114	32	34,032,633,518.87		34,104,320,924.34	
Share of Value Added Tax	110102	33	19,452,335,164.75		13,816,935,028.64	
Tax Revenue	120101	2	13,812,536,428.50		6,361,234,312.26	
Non-Tax Revenue	120201-120210 & 12023	3	9,363,611,464.06		9,535,619,242.21	
Investment Income	120211	4	234,128,821.06		57,268,513.34	
Interest Received	120212	5			544,464,828.33	
Other Revenues	130101-130204	6	2,593,791,586.17		4,805,930,485.76	
Aid & Grants	140701	7	11,101,915,285.43		16,110,913,474.08	
Transfer from Other Govt Entities	150101	8	360,848,400.81		3,195,000,000.00	
<b>Total Inflow from Operating Activities (A)</b>			<b>90,951,800,669.65</b>		<b>88,531,686,808.97</b>	
Outflows						
Salaries and Wages	210101-210202	9	13,020,976,765.55		12,254,962,665.07	
Social Benefits	210301	10	1,870,704,173.86		1,827,159,038.76	
Overhead Cost	220201-220209 & 220210 -220235	11	18,047,544,061.30		13,909,479,039.34	
Grants and Contributions		12	2,337,217,000.00			
Interest Charges	220209	35	2,206,323,644.58		1,561,608,314.06	
Total Outflow from Operating Activities (B)			<b>37,482,765,645.29</b>		<b>29,553,209,057.23</b>	
<b>Net Cash Inflow/(Outflow) From Operating Activities (C = A-B)</b>				<b>53,469,035,024.36</b>		<b>58,978,477,751.74</b>

**EBONYI STATE GOVERNMENT**  
**CONSOLIDATED STATEMENT OF CASH FLOWS FOR THE YEAR ENDED 31ST DECEMBER, 2021**

	NCOA CODES	NOTES	2021		2020	
			₦	₦	₦	₦
<b>CASH FLOW FROM INVESTING ACTIVITIES</b>						
Short Term Loans Granted	310301	36	(700,000,000.00)		(400,000,000.00)	
Proceeds from Long Term Loan Recovery		37	0.00		911,950,539.12	
Purchase/ Construction of Property, Plants and Equipments	320102 - 320110	38	(55,246,731,836.94)		(76,544,569,557.95)	
Purchase/Construction of Investment Property		39	(1,719,325,603.00)			
Acquisition of Intangible Assets	320301	40	(381,820,363.50)		(25,251,750.00)	
Acquisition of Biological Assets	320401	41	(44,826,986.05)		(1,835,703.00)	
<b>Net Cash Flow from Investing Activities (D)</b>				<b>(58,092,704,789.49)</b>		<b>(76,059,706,471.83)</b>
<b>CASH FLOW FROM FINANCING ACTIVITIES</b>						
Proceeds from Domestic Loans & Other Borrowings	420301	42	0.00		14,316,771,697.84	
Repayment of Internal Loans	420301	43	(2,025,900,780.45)		(11,638,950,426.85)	
Repayment of External Loans	420302	44	(311,201,526.08)		(528,428,500.17)	
<b>Net Cash Flow from Financing Activities (E)</b>				<b>(2,337,102,306.53)</b>		<b>2,149,392,770.82</b>
<b>NET CASH FLOW FROM ALL ACTIVITIES (F = C+D+E)</b>				<b>(6,960,772,071.66)</b>		<b>(14,931,835,949.27)</b>
Cash & Its Equivalent as at 1/1/2021 (G)		18		9,117,427,482.87		24,049,263,432.14
<b>Cash &amp; Its Equivalent as at 31/12/2021 (H = F+G)</b>				<b>2,156,655,411.21</b>		<b>9,117,427,482.87</b>
Notes:						
RECONCILIATION:						
Surplus/ (Deficit) per Statement of Financial Performance				32,220,052,668.07		48,916,289,526.90
Add back:						
Depreciation Charges			22,849,919,720.65		14,175,548,593.11	
Amortization Charges			100,265,304.67		21,744,885.74	
Foreign Exchange Gain			(17,652,844.98)		(61,370,989.74)	
Interest expense			2,667,162,178.41		1,606,696,714.08	
				25,599,694,358.75		15,742,619,203.19
Net Movement in Current Assets/Liabilities.						
Inventories			0.00			
Decrease/(Increase) in receivables			(873,677,770.23)		626,111,076.95	



**EBONYI STATE GOVERNMENT**  
**CONSOLIDATED STATEMENT OF CASH FLOWS FOR THE YEAR ENDED 31ST DECEMBER, 2021**

	NCOA CODES	NOTES	2021		2020	
			₦	₦	₦	₦
Increase in prepayments			0.00		0.00	
Increase/(decrease) in liabilities and accruals			(1,177,086,519.66)		159,736,496.21	
(Decrease)/Increase in provisions			0.00		(2,009,771,649.21)	
Increase/(decrease) in employee benefits			0.00	(2,050,764,289.89)	(2,894,898,588.24)	(4,744,933,741.24)
Cash generated from operations				55,675,358,668.94		60,540,086,065.80
Interest paid				(2,206,323,644.58)		(1,561,608,314.06)
<b>Net Cash Flow from Operating Activities</b>				<b>53,469,035,024.36</b>		<b>58,978,477,751.74</b>
Cash & its equivalent as at 31/12/2021						
Treasury Single Accounts (TSA)			2,942,036,459.40		338,560,264.21	
Operations Accounts			(785,381,048.19)		8,778,867,218.66	
<b>Total</b>				<b>2,156,655,411.21</b>		<b>9,117,427,482.87</b>

 20/4/2022

**Mr. Emeka Nwankwo, CPA, FCNA**  
 Accountant General  
 Ebonyi State



20/4/2022

**Mr. Orlando Okechukwu Nweze**  
 Hon. Commissioner for Finance & Eco. Dev.  
 Ebonyi State

**EBONYI STATE GOVERNMENT**  
**CONSOLIDATED STATEMENT OF CHANGES IN NET ASSETS/EQUITY FOR THE YEAR ENDED 31ST DECEMBER, 2021**

	REVALUATION RESERVE	TRANSLATION RESERVE	ACCUMULATED SURPLUSES/(DEFICITS)	TOTAL
	₦	₦	₦	₦
Balance at 31st December, 2020	74,115,127,556.27		150,501,015,427.93	224,616,142,984.20
Changes in accounting Policy			0.00	0.00
<b>Restated Balance</b>	<b>74,115,127,556.27</b>	<b>0.00</b>	<b>150,501,015,427.93</b>	<b>224,616,142,984.20</b>
Surplus on Revaluation of Property	0.00			0.00
Deficit on Revaluation of Investments	0.00			0.00
Net Gains and Losses not Recognised in the Statement of Financial Performance	(2,885,265,121.37)	1,092,695,977.18	0.00	(1,792,569,144.19)
<b>Net Surplus for the Period</b>	<b>0.00</b>		<b>32,220,052,668.07</b>	<b>32,220,052,668.07</b>
<b>Balance at 31st December, 2021</b>	<b>71,229,862,434.90</b>	<b>1,092,695,977.18</b>	<b>182,721,068,096.00</b>	<b>255,043,626,508.08</b>
Deficit on Revaluation of Property	0.00			
Surplus on Revaluation of Investments				0.00
Net Gains and Losses not Recognised in the Statement of Financial Performance	0.00	0.00		0.00
<b>Net Deficit for the Period</b>	<b>0.00</b>	<b>0.00</b>		<b>0.00</b>
<b>Balance at 31st December, 2021</b>	<b>71,229,862,434.90</b>	<b>1,092,695,977.18</b>	<b>182,721,068,096.00</b>	<b>255,043,626,508.08</b>

 20/4/2022

**Mr. Emeka Nwankwo, CPA, FCNA**  
 Accountant General  
 Ebonyi State

 20/4/2022

**Mr. Orlando Okechukwu Nweze**  
 Hon. Commissioner for Finance & Eco. Dev.  
 Ebonyi State

**EBONYI STATE GOVERNMENT**  
**STATEMENT OF COMPARISON OF BUDGET AND ACTUAL AMOUNT FOR THE YEAR ENDED 31ST DECEMBER,2021**

Actual 2020		NCOA CODES	NOTE	ACTUAL 2021	FINAL BUDGET 2021	ORIGINAL BUDGET 2021	SUPPLEMENTARY BUDGET 2021	VARIANCE ON FINAL BUDGET 2021	
				a	b	c	d	e = (a-b)or(b-a)	f = e/b
<b>₦</b>				<b>₦</b>	<b>₦</b>	<b>₦</b>	<b>₦</b>	<b>₦</b>	<b>%</b>
	Revenue by Economic Classification								
	Share of FAAC Allocation								
34,032,633,518.87	Statutory Revenue	110101 & 110103110114	25	34,032,633,518.87	33,613,000,000.00	37,000,000,000.00	0.00	419,633,518.87	1%
13,816,935,028.64	Share of Value Added TAX	110102	26	19,452,335,164.75	18,000,000,000.00	14,000,000,000.00	0.00	1,452,335,164.75	8%
47,921,255,952.98	<b>Sub Total(A)</b>			<b>53,484,968,683.62</b>	<b>51,613,000,000.00</b>	<b>51,000,000,000.00</b>	<b>0.00</b>	<b>1,871,968,683.62</b>	<b>4%</b>
	Independent Revenue								
6,361,234,312.26	Tax Revenue	120101	2	13,812,536,428.50	6,530,454,923.75	7,516,506,017.83	0.00	7,282,081,504.75	112%
9,535,619,242.21	Non Tax Revenues	120201-120210 & 120213	3	9,363,611,464.06	5,197,588,746.03	5,341,791,640.00	0.00	4,166,022,718.03	80%
57,268,513.34	Investment Income	120211	4	234,128,821.06	0.00	0.00	0.00	234,128,821.06	0%
544,464,828.33	Interest Earned	120212	5	0.00	0.00	0.00	0.00	0.00	0%
4,805,930,485.76	Other Revenues	140701	6	2,593,791,586.17	10,200,000,000.00	19,677,838,694.20	0.00	(7,606,208,413.83)	-75%
911,950,539.12	Proceeds from Loan Recovery		35	0.00	0.00		0.00	0.00	0%
22,216,467,921.02	<b>Sub Total(B)</b>			<b>26,004,068,299.79</b>	<b>21,928,043,669.78</b>	<b>32,536,136,352.03</b>	<b>0.00</b>	<b>4,076,024,630.01</b>	<b>19%</b>
3,195,000,000.00	Transfer from Other Govt Entities	150101	8	360,848,400.81	0.00	0.00	0.00	360,848,400.81	0%
3,195,000,000.00	<b>Sub Total(C)</b>			<b>360,848,400.81</b>	<b>0.00</b>	<b>0.00</b>	<b>0.00</b>	<b>360,848,400.81</b>	<b>0%</b>
16,110,913,474.08	Aid & Grants	130101-130204	7	11,101,915,285.43	7,511,415,315.09	16,711,000,000.00	0.00	3,590,499,970.34	48%
16,110,913,474.08	<b>Sub Total ( D)</b>			<b>11,101,915,285.43</b>	<b>7,511,415,315.09</b>	<b>16,711,000,000.00</b>	<b>0.00</b>	<b>3,590,499,970.34</b>	<b>48%</b>
	Budget Deficit Financing								
14,316,771,697.84	Bank Overdraft	420301	18	10,500,000,000.00	10,500,000,000.00	6,000,000,000.00	0.00	0.00	0%
14,316,771,697.84	<b>Sub Total(E)</b>			<b>10,500,000,000.00</b>	<b>10,500,000,000.00</b>	<b>6,000,000,000.00</b>	<b>0.00</b>	<b>0.00</b>	<b>0%</b>
103,760,409,045.93	<b>Total Revenue(A+B+C+D+E)=F</b>			<b>101,451,800,669.65</b>	<b>91,552,458,984.87</b>	<b>106,247,136,352.03</b>	<b>0.00</b>	<b>9,899,341,684.78</b>	<b>11%</b>
	Expenditure by Sectorial Classification								
	Personnel Cost by Sectorial Classification								
2,095,638,365.75	Administrative	1	9	1,947,464,047.20	1,988,351,789.79	2,312,467,258.06	0.00	40,887,742.59	2%
1,833,065,704.77	Economic	2	9	1,556,899,785.38	1,817,606,790.18	2,697,493,268.81	0.00	260,707,004.80	14%
685,865,693.46	Law and Justice	3	9	664,449,824.69	684,669,689.54	701,237,073.00	0.00	20,219,864.85	3%
55,337,958.58	Regional	4	9	38,541,898.37	42,595,248.88	58,500,000.00	0.00	4,053,350.51	10%
7,585,054,942.51	Social	5	9	8,813,621,209.91	8,918,032,759.51	10,680,180,113.46	0.00	104,411,549.60	1%
	Contingency Fund				0.00	0.00	0.00	0.00	0%
12,254,962,665.07	<b>Sub Total Personnel Cost</b>			<b>13,020,976,765.55</b>	<b>13,451,256,277.90</b>	<b>16,449,877,713.33</b>	<b>0.00</b>	<b>430,279,512.35</b>	<b>3%</b>
	Overhead Cost by Sectorial Classification								
10,053,390,728.50	Administrative	1	11	15,985,937,600.53	16,233,153,253.29	11,172,011,754.75	0.00	247,215,652.76	2%
1,230,030,109.50	Economic	2	11	885,312,206.13	891,394,222.80	6,911,809,826.86	0.00	6,082,016.67	1%
315,288,031.83	Law and Justice	3	11	351,218,000.00	375,172,933.32	230,140,000.00	0.00	23,954,933.32	6%
4,500,000.00	Regional	4	11	5,500,000.00	5,918,533.33	5,030,000.00	0.00	418,533.33	7%
1,805,096,614.52	Social	5	11	819,576,254.64	897,926,774.06	2,345,373,939.92	0.00	78,350,519.42	9%
	Contingency Fund						0.00	0.00	

**EBONYI STATE GOVERNMENT**  
**STATEMENT OF COMPARISON OF BUDGET AND ACTUAL AMOUNT FOR THE YEAR ENDED 31ST DECEMBER, 2021**

Actual 2020		NCOA CODES	NOTE	ACTUAL 2021	FINAL BUDGET 2021	ORIGINAL BUDGET 2021	SUPPLEMENTARY BUDGET 2021	VARIANCE ON FINAL BUDGET 2021	
				a	b	c	d	e = (a-b)or(b-a)	f = e/b
N				N	N	N	N	N	%
13,408,305,484.35	<b>Sub Total Overhead Cost</b>			<b>18,047,544,061.30</b>	<b>18,403,565,716.80</b>	<b>20,664,365,521.53</b>	<b>0.00</b>	<b>356,021,655.50</b>	2%
	Consolidated Revenue Fund Charges								
1,827,159,038.76	Social Benefit	210301	10	1,870,704,173.86	1,867,952,863.92	3,100,858,484.46	0.00	(2,751,309.94)	0%
13,728,987,241.08	Public Debt Servicing	220209, 420301 & 420302	35, 43 & 44	4,543,425,951.11	4,580,000,000.00	6,679,041,369.68	0.00	36,574,048.89	1%
	Grants and Contributions	2204	12	2,337,217,000.00	2,400,000,000.00	2,200,000,000.00			
15,556,146,279.84	<b>Sub Total CRF Charges</b>			<b>8,751,347,124.97</b>	<b>8,847,952,863.92</b>	<b>11,979,899,854.14</b>	<b>0.00</b>	<b>96,605,738.95</b>	1%
41,219,414,429.26	Total Recurrent Expenditure								
501,173,554.99	Contingency Fund	220702	11				0.00	0.00	
41,720,587,984.25	<b>Total Recurrent Expenditure (G)</b>			<b>39,819,867,951.82</b>	<b>40,702,774,858.62</b>	<b>49,094,143,089.00</b>	<b>0.00</b>	<b>882,906,906.80</b>	2%
	Capital Expenditure by Sectorial Classification								
12,208,626,950.63	Administrative	1	45	2,835,930,200.55	3,085,836,177.47	3,141,988,300.00	0.00	(249,905,976.92)	-8%
37,244,702,053.87	Economic	2	45	34,647,354,425.61	36,228,115,039.36	41,916,313,450.48	0.00	(1,580,760,613.75)	-4%
235,335,563.08	Law and Justice	3	45	507,880,747.72	554,880,747.72	693,200,000.00	0.00	(47,000,000.00)	-8%
0.00	Regional	4	45	189,959,500.13	189,959,500.13	176,490,000.00	0.00	0.00	0%
26,696,344,715.09	Social	5	45	19,211,579,915.48	19,908,320,144.44	27,829,910,383.01	0.00	(696,740,228.96)	-3%
76,385,009,282.67	<b>Total Capital Expenditure</b>			<b>57,392,704,789.49</b>	<b>59,967,111,609.12</b>	<b>73,757,902,133.49</b>	<b>0.00</b>	<b>(2,574,406,819.63)</b>	-4%
586,647,728.28	Contingency Fund	230702	45				0.00	0.00	0%
76,971,657,010.95	<b>Total Capital Expenditure (H)</b>			<b>57,392,704,789.49</b>	<b>59,967,111,609.12</b>	<b>73,757,902,133.49</b>	<b>0.00</b>	<b>(2,574,406,819.63)</b>	-4%
118,692,244,995.20	<b>Total Expenditure (I= G+H)</b>			<b>97,212,572,741.31</b>	<b>100,669,886,467.74</b>	<b>122,852,045,222.49</b>	<b>0.00</b>	<b>(1,691,499,912.83)</b>	-2%
(14,931,835,949.27)	Surplus/(Deficit) for the year (J = F - I)			4,239,227,928.34	(9,117,427,482.87)	(16,604,908,870.46)	0.00	11,590,841,597.61	-127%
	Transfer to Government Entity (K)	310301	20	700,000,000.00					
	Overdraft (L)	420301	18	(10,500,000,000.00)					
24,049,263,432.14	Opening Balance (M)			9,117,427,482.87	9,117,427,482.87	16,604,908,870.46	0.00	(11,590,841,597.61)	-127%
<b>9,117,427,482.87</b>	<b>Closing Balance (J-K+L+M)</b>			<b>2,156,655,411.21</b>	<b>(0.00)</b>	<b>(0.00)</b>	<b>0.00</b>	<b>0.00</b>	0%

 20/4/2022

Mr. Emeka Nwankwo, CPA, FCNA  
Accountant General  
Ebonyi State



Mr. Orlando Okechukwu Nweze  
Hon. Commissioner for Finance & Eco. Dev.  
Ebonyi State

20/4/2022

**EBONYI STATE GOVERNMENT**  
**NOTES TO THE FINANCIAL STATEMENTS FOR THE YEAR ENDED 31ST DECEMBER, 2021**

Note	Details	NCOA Codes	Ref. Note											
1	Government Share of FAAC (Statutory Revenue)													
				<b>2021</b>		<b>2020</b>								
				N	N	N	N							
	A- Share of Statutory Allocation from FAAC	11010101												
	Net Share of Statutory Allocation from FAAC	11010101	A	29,967,326,921.08		25,563,997,886.76								
	Add :Deduction at source for Loan Repayment		B	4,575,412,979.42	34,542,739,900.50	3,780,525,749.93	29,344,523,636.69							
	Share of Statutory Allocation - Other Agencies	110103	C		310,130,345.82		3,176,755,975.39							
	Share of Federal Accounts Allocation- Excess Crude Oil		D		-		655,387,968.29							
	Total(GROSS) FAAC Allocation to FGN/SG/LG				<b>34,852,870,246.32</b>		<b>33,176,667,580.37</b>							
	Share of Value Added Tax (VAT)	11010201	E		19,644,488,675.55		11,099,102,858.80							
					<b>54,497,358,921.87</b>		<b>44,275,770,439.17</b>							
		NCOA CODES	REF. NOTES	ACTUAL 2021	FINAL BUDGET 2021	ORIGINAL BUDGET 2021	SUPPLEMENTARY Budget 2021	VARIANCE ON FINAL Budget 2021	ACTUAL 2020					
				N	N	N	N	N	N					
2	<b>Tax Revenue</b>	12010100												
	Personal Income Tax	120101												
	Board of Internal Revenue	220008001		7,121,264,242.33	4,500,000,000.00	6,325,082,061.34		2,621,264,242.33	5,392,575,661.64					
	<b>Sub Total</b>			<b>7,121,264,242.33</b>	<b>4,500,000,000.00</b>	<b>6,325,082,061.34</b>			<b>5,392,575,661.64</b>					
	Corporate Tax	120102												
	Board of Internal Revenue	220008001		3,579,836,760.11	36,750,000.00	522,317,956.49		3,543,086,760.11	968,658,650.62					
	Office of the Accountant-General	20007001		3,111,435,426.06	1,993,704,923.75	669,106,000.00		1,117,730,502.31	0.00					
	<b>Sub Total</b>			<b>6,691,272,186.17</b>	<b>2,030,454,923.75</b>	<b>1,191,423,956.49</b>		<b>4,660,817,262.42</b>	<b>968,658,650.62</b>					
	<b>Grand Total-Tax Revenue</b>			<b>13,812,536,428.50</b>	<b>6,530,454,923.75</b>	<b>7,516,506,017.83</b>	<b>0.00</b>	<b>7,282,081,504.75</b>	<b>6,361,234,312.26</b>					
3	<b>Non Tax Revenue</b>	120201-120210 & 120213												
	<b>Licenses</b>	120201												
	Board of Internal Revenue	220008001		99,326,087.10	92,640,000.00	418,661,640.00	0.00	6,686,087.10	282,805,828.52					
	<b>Sub Total- Licenses</b>			<b>99,326,087.10</b>	<b>92,640,000.00</b>	<b>418,661,640.00</b>	<b>0.00</b>	<b>6,686,087.10</b>	<b>282,805,828.52</b>					
	<b>FINES - GENERAL</b>	120205												
	<b>HIGH COURT</b>			1,123,590.00	0.00	0.00		1,123,590.00	0.00					
	<b>MINISTRY OF COMMERCE AND INDUSTRY</b>			9,067,000.00	56,897,875.00	130,340,000.00	0.00	(47,830,875.00)	0.00					
	<b>MINISTRY OF WOMEN AFFAIRS AND SOCIAL DEVELOPMENT</b>			800.00	687,125.00	590,000.00	0.00	(686,325.00)	0.00					
	<b>MINISTRY OF MARKET DEVELOPMENT AND MONITORING</b>			30,000.00	0.00	0.00	0.00	30,000.00	0.00					
	Abakaliki Capital Territory Development Board	45100100100						0.00	820,500.00					
	<b>MINISTRY OF ENVIRONMENT</b>	53500100100		1,128,558.09	51,385,454.16	31,873,099.88	0.00	(50,256,896.07)	3,830,553.88					
	Ministry of Power	26100100100			0.00	0.00	0.00	0.00	90,000.00					
	Ministry of Solid Minerals	23305100100			0.00	0.00	0.00	0.00	5,356,400.00					
	Ministry of Internal Security and Border Peace	11100400100		137,500.00	0.00	0.00	0.00	137,500.00	0.00					
	Ministry of Works and Transport	23400100100		195,000.00	0.00	0.00	0.00	195,000.00	5,434,830.00					
	<b>Sub Total- Fines</b>			<b>11,682,448.09</b>	<b>108,970,454.16</b>	<b>162,803,099.88</b>	<b>0.00</b>	<b>(97,288,006.07)</b>	<b>15,532,283.88</b>					
	<b>FEES - GENERAL</b>	120204												
	Abakaliki Capital Territory Dev. Board	23400400100		179,920,542.02	176,539,944.29	260,720,000.00	0.00	3,380,597.73	299,392,107.82					
	Board Internal Revenue	21511000200		71,737,344.47	0.00	0.00	0.00	71,737,344.47	0.00					
	Customary Court of Appeal	32605200100		0.00	2,826,150.00	1,300,000.00	0.00	(2,826,150.00)	487,297.50					
	<b>DEPARTMENT OF PETROLEUM RESOURCES</b>	21511000200			0.00	0.00	0.00	0.00	8,473,455.00					
	Ebonyi State College of Education	51701900100						0.00	26,690,100.00					
	Ebonyi State Fertilizer and Chemical Company Limited	21511000200		0.00	0.00	50,000.00	0.00	0.00	0.00					
	Ebonyi State Hospitals Management Board	52100300100		3,697,250.00	2,777,950.00	1,538,500.00	0.00	919,300.00	3,411,250.00					
	Ebonyi State Independent Electoral Commission	14800100100		452,000.00	565,000.00	806,000.00	0.00	(113,000.00)	54,506,424.00					
	<b>EBONYI STATE LIBRARY BOARD</b>	51700800100		181,000.00	0.00	0.00	0.00	181,000.00	22,000.00					
	<b>EBONYI STATE MAGISTRATES COURT</b>	32605300100			0.00	0.00	0.00	0.00	505,720.00					
	Ebonyi State School of Health	52100100200		0.00	0.00	1,000,000.00	0.00	0.00	22,783,558.07					
	Ebonyi State School of Nursing	52100400100		0.00	0.00	6,710,000.00	0.00	0.00	25,523,491.75					
	Ebonyi State University	51702100100						0.00	2,154,207,295.02					
	Examination Development Centre	51700900100		107,866,973.97	208,431,652.46	200,000,000.00	0.00	(100,564,678.49)	60,738,926.30					
	Information and Communication Technology	21511000200		13,056,955.00	12,696,193.75	47,000,000.00	0.00	360,761.25	141,585,000.00					
	Judicial High Court	32605100100		20,184,789.00	19,413,173.75	59,705,000.00	0.00	771,615.25	3,493,900.00					
	Liaison Office Lagos	11102100200		0.00	0.00	100,000.00	0.00	0.00	0.00					
	Liaison office Abuja	11102100100		0.00	0.00	300,000.00	0.00	0.00	0.00					
	Department of General Services	16100500100		0.00	0.00	200,000.00	0.00	0.00	0.00					
	Ebonyi State Agricultural Land Dev. Authority Board	21510300100		0.00	1,000,000.00			(1,000,000.00)						
	Ebonyi State Newspaper & Publishing Coy Ltd	12305500100		0.00	0.00	3,300,000.00		0.00						
	Office of SSA on Private Schools			662,910,639.07	0.00			662,910,639.07						









**EBONYI STATE GOVERNMENT**  
**NOTES TO THE FINANCIAL STATEMENTS FOR THE YEAR ENDED 31ST DECEMBER, 2021**

				2,337,217,000.00	2,400,000,000.00	2,200,000,000.00	0.00	62,783,000.00					
		NCOA CODES	REF. NOTES	ACTUAL 2021	ACTUAL 2020								
13	Depreciation Charges												
	Building	320101		3,863,778,814.79	2,818,595,304.55								
	Infrastructure - Water	320102		835,056,058.59	655,917,210.45								
	Infrastructure - Others	320103		8,842,417,828.61	6,241,834,348.15								
	Plant and Machinery	320104		2,084,475,089.34	1,283,045,482.74								
	Furniture and Fittings	320105		725,334,103.07	329,006,125.94								
	Motor Vehicle	320106		1,978,328,469.94	1,103,827,096.43								
	Office and Other Equipment	320107		4,206,173,378.66	1,669,426,195.56								
	IT Equipment	320108		262,776,209.54	73,896,829.28								
	Investment Property	320109		51,579,768.09	-								
	<b>Total</b>			<b>22,849,919,720.65</b>	<b>14,175,548,593.11</b>								
14	Amortization Charges												
	Intangible Assets			83,744,294.18	12,300,369.14								
	Biological Assets			16,521,010.49	9,444,516.60								
	<b>Total</b>			<b>100,265,304.67</b>	<b>21,744,885.74</b>								
		NCOA CODES	REF. NOTES	ACTUAL 2021	FINAL BUDGET 2021	ORIGINAL BUDGET 2021	SUPPLEMENTARY BUDGET 2021	VARIANCE ON FINAL BUDGET 2021	ACTUAL 2020				
15	Public Debt Charges	2206											
	Internal Loans	22060301	13.1	2,279,225,498.21	3,843,425,951.11	-			1,475,077,888.43				
	External Loan	22060101	13.2	387,936,680.20	-	1,818,386,964.38			248,232,288.78				
	<b>Total Public Debt Charges</b>			<b>2,667,162,178.41</b>	<b>3,843,425,951.11</b>	<b>1,818,386,964.38</b>			<b>1,723,310,177.21</b>				
		NCOA CODES	REF. NOTES	ACTUAL 2021	ACTUAL 2020								
16	Remeasurement of Domestic Debt												
	Decrease that didn't involve Cash												
	Gratuity			0.00	5,152,610,699.48								
	Judgement Debt			0.00	227,235,060.59								
	Severance Allowances			0.00	279,095,929.76								
	Contractors Arrears			0.00	2,083,781,069.43								
	<b>Sub Total</b>			<b>0.00</b>	<b>7,742,722,759.26</b>								
	Increase that didn't involve Cash			0.00									
	CACS (Commercial Agriculture Credit Scheme)			0.00	(667,735,197.69)								
	Judgement Debt			0.00	(39,999,997.00)								
	Contractors Arrears			0.00	(83,100,539.76)								
	<b>Sub Total</b>			<b>0.00</b>	<b>(790,835,734.45)</b>								
	<b>Grand Total</b>			<b>0.00</b>	<b>6,951,887,024.81</b>								
				0.00									
17	Foreign Exchange Gain on External Debt			0.00									
	Exchange Rate Gain B/w July and December, 2021			17,651,844.98	73,101,852.11								
	Exchange Rate Loss B/w January and June, 2021			0.00	(11,730,862.37)								
	<b>Total</b>			<b>17,651,844.98</b>	<b>61,370,989.74</b>								
18	Cash and Cash Equivalents												
	ACTDB			1,006,227.53	1,940.30								
	AGENCY FOR MASS LIT.	51701000100		432.12	27,232.44								
	COUNCIL FOR ARTS & CULTURE	23600400100			15,728.57								
	Christain Pilgrim Board				73,154,092.36								
	CIVIL SERVICE COMMISSION	14700100100		95.74	149,932.35								
	College of Nursing Uburu	52110400100		2,852,613.32	1,018,756.75								
	CULTURE & TOURISM	23600100100			2,084.67								
	CUSTOMARY COURT OF APPEAL	31805200100		2,696.55	5,015.55								
	OFFICE OF THE DEPUTY GOVERNOR	11101600100		1,569.45	28,661,027.97								
	EB - CSDA	11118400100		625,183.94	59,537,409.71								
	EBONYI STATE FERTILIZER COMPANY LTD	1102100300		91,507,125.00	201,388,020.20								
	EBADDP	11101500100			10,971.19								
	EBBC	11101700100		719,588.39	3,987,874.45								
	Ebonyl Invest. & Property Co.	12300200100		47,597,904.68	43,395,370.07								
	EBONYI STATE AUDIT	11101400100			3,286.24								
	EBONYI STATE BOARD OF INTERNAL REVENUE	1400100200		2,993,215.86	(20,859.17)								
	EBONYI STATE COLLEGE OF EDUCATION	11100100200		260,334,411.15	108,004,223.33								
	EBONYI STATE HEALTH INSURANCE	1102100400		1,280,053.83	2,118,005.35								

**EBONYI STATE GOVERNMENT**

**NOTES TO THE FINANCIAL STATEMENTS FOR THE YEAR ENDED 31ST DECEMBER, 2021**

		EBONYI STATE IND. ELECTORAL COMMISSION	12300300100	2,192.92	3,446.92
		EBONYI STATE JUDICIAL SERVICE COMMISSION	11200300100	40.60	2,512.32
		EBONYI STATE PLANNING COMMISSION	11200400100	0.00	0.00
		Newmap	14800100100	13,203,220.03	36,297,424.58
		EBONYI STATE SPORTS COUNCIL	12305500100	21,802.83	6,790,101.05
		EBONYI STATE TOURISM BOARD	11104500100	0.00	0.00
		EBONYI STATE UNIVERSITY	12301300100	208,274,346.00	21,729,383.49
		EBOTRANS	11102100200	1,236,063.50	3,276,479.52
		EBROMA	11102100200	653.54	769.12
		EBS HOUSE ASSEMBLY	11102100100	38,198.72	20,112,678.94
		Ebonyi State Vocational College	11102100100		37,721.73
		EBSEMA	14700100200	303,839.48	0.00
		Ministry of Rice Mill Dev.	11102000100	0.00	667.25
		EXAMINATION DEVELOPMENT CENTER	11100700100	40,197.76	11,623.36
		FADAMA III	11102000100	5,060.00	0.00
		FISCAL RESPONSIBILITY	12300100100	0.00	35,450.70
		GOVERNMENT PRINTING PRESS	11100400100	9,570.54	1,638.01
		Ministry of Business Dev.	11100300100	0.00	4,232.00
		High Court of Justice	14000100200	1,254,348.39	3,765.24
		HOSPITAL MANAGEMENT BOARD	14000100100	753,215.11	0.00
		HOUSE OF ASSEMBLY SERVICE COMMISSION	14000300100	1,769.11	0.00
		Ministry of Market Dev.	11100100100	10,630.79	0.00
		LIASON OFFICE ABUJA	12500100100	7,446.43	939,932.60
		LIASON OFFICE LAGOS	11101300100	863.20	184.67
		LIBRARY BOARD	11103400100	628.13	10,492.18
		LOCAL GOVERNMENT SERVICE COMMISSION	11102000200	2,147.27	992.55
		MIN. OF AGRICULTURE & NATURAL RESOURCES	14700100100	3,705.19	20,620,215.65
		MINISTRY OF COMMERCE & INDUSTRY	11101000100	3,745.26	482.02
		Ministry of Human Capital Development and Monitoring	11100800100	221.51	1,345.51
		MINISTRY OF EDUCATION	1118500100	1,522.56	278,778.82
		MINISTRY OF ENVIRONMENT EBS	11102100300	935.50	2,489,925.22
		MINISTRY OF FINANCE & ECO, DEV.	11101600100	84,893.74	2,571,404.02
		MINISTRY OF FINANCE INCORPORATED	11118400100	268,704,121.90	109.15
		MINISTRY OF GRANTS AND DONOR AGENCIES	1102100300	0.00	1,413,731.78
		MINISTRY OF HEALTH	11101500100	446.25	179,545,009.33
		MINISTRY OF HOUSING & URBAN	11101700100	400,828.07	487,325,284.56
		MINISTRY OF INFORMATION	12300200100	103.98	817.48
		MINISTRY OF INFRASTRUCTURE	11101400100	49,630.38	797,386,867.35
		Ministry of Internal Security	1400100200	58,999,656.25	15,561.06
		MINISTRY OF JUSTICE	11100100200	7,290.04	4,009,711.34
		MINISTRY OF LANDS & SURVEY	1102100400	35,218,510.91	171,928,429.38
		MINISTRY OF LOCAL GOVERNMENT AND CHIEFTAINCY MATTERS	12300300100	375.46	3,819.96
		MINISTRY OF POWER AND ENERGY	11200300100	25,350.04	47,445,494.47
		Ministry of Project Monitoring & Evaluation	11200400100	200.00	87,246,188.55
		MINISTRY OF SOLID MINERAL	14800100100	8,660.21	22,943.22
		Ministry of Special Projects	12305500100	0.00	26,729,947.46
		MINISTRY OF WATER RESOURCES	11104500100	24,520.94	6,597,050.01
		MINISTRY OF WOMEN AFFAIRS	12301300100	5,278.31	719,983.32
		MINISTRY OF WORKS & TRANSPORT	11102100200	446.25	124,132,482.13
		MINISTRY OF YOUTH AND SPORTS	11102100200	0.00	31,080,746.20
		Ministry of Trade and Investment	11102100100	13,434,190.70	
		Ministry of Culture and Tourism	11102100100	406,275.15	
		NEWSPAPERS & PUBLISHING CO	14700100200	1,263.54	0.00
		OFFICE OF THE ACCOUNTANT GENERAL	11102000100	10,750,751,653.19	3,851,118,448.04
		OFFICE OF THE EXECUTIVE GOVERNOR	11100700100	119,708.45	202,688,540.14
		OFFICE OF THE HEAD OF SERVICE	11102000100	9,129.29	133,564.99
		Office SSA on Relig/Welf. Matt.	12300100100	0.00	0.00
		Primary Health Care Dev. Agency	11100400100	27,009,949.01	0.00
		SDG	11100300100	3,530.99	3,530.99
		EB-IFAD	14000100200	37,210,480.79	
		SCHOLARSHIP BOARD	14000100100	0.00	8,593.32
		SCHOOL OF HEALTH EZZAMGBO	14000300100	187.20	885,306.86
		SECONDARY EDUCATION BOARD	11100100100		62,345.45
		Office of the Secretary to the State Govt.	12500100100	25,910,123.82	254,853,843.51
		State Council on Public Procurement	11101300100	448.61	101,668.11
		SUBEB		780,790,918.75	2,200,968,014.75
		Office of the Suveyor General	11102000200	51,394.28	901.18
		WOMEN DEVELOPEMENT CENTRE	14700100100	1,640.76	16,731.16
		<b>TOTAL CASH HELD BY MDAs (A)</b>		<b>12,633,328,689.19</b>	<b>9,113,127,443.05</b>
		SUB-TREASURY OHAOZARA		0.00	0.00

**EBONYI STATE GOVERNMENT**  
**NOTES TO THE FINANCIAL STATEMENTS FOR THE YEAR ENDED 31ST DECEMBER, 2021**

	SUB-TREASURY OWUTU EDDA			0.00	0.00									
	SUB-TREASURY ONICHA			0.00	0.00									
	SUB-TREASURY ISHIELU			0.00	0.00									
	SUB-TREASURY AFIKPO			0.00	0.00									
	SUB-TREASURY ABAKALIKI			23,326,722.02	4,300,039.82									
	ISHIAGU SUB-TREASURY			0.00	0.00									
	SUB-TREASURY ONUEKE			0.00	0.00									
	SUB-TREASURY OBOZARA			0.00	0.00									
	SUB-TREASURY IKWO			0.00	0.00									
	<b>Sub Total Cash Held by Treasuries (B)</b>			<b>23,326,722.02</b>	<b>4,300,039.82</b>									
	Bank Overdraft													
	UBA Bank Overdraft			(10,500,000,000.00)	0.00									
	<b>Sub Total Bank Overdraft ©</b>			<b>(10,500,000,000.00)</b>	<b>0.00</b>									
	<b>Grand Total Cash and Cash Equivalent(A+B+C)</b>			<b>2,156,655,411.21</b>	<b>9,117,427,482.87</b>									
19	Receivables													
	Statutory Allocations	11010101		2,898,013,863.89	2,267,062,450.14									
	Value Added Tax	11010201		1,877,690,395.74	1,685,536,884.93									
	Exchange rate gain	110103		29,449,238.25	21,301,704.75									
	Ecological Fund	110103		80,252,691.62										
	Forex Equalization	110103		0.00	37,827,379.45									
	<b>Total</b>			<b>4,885,406,189.50</b>	<b>4,011,728,419.27</b>									
20	<b>Short Term Loans Granted</b>													
	Housing Loan													
	High Court of Justice	31805100100		0.00	100,000,000.00									
	Ebonyi State House of Assembly	11200300100		0.00	100,000,000.00									
	Ebonyi State University	51702100100		700,000,000.00										
	Office of the Secretary to the State Govt	16100100100		0.00	200,000,000.00									
	<b>Sub Total Housing Loan</b>			<b>700,000,000.00</b>	<b>400,000,000.00</b>									
	Agric Loan - 13 Local Govt Areas			0.00	0.00									
	Sub Total Agric Loan			0.00	0.00									
	<b>Grand Total</b>			<b>700,000,000.00</b>	<b>400,000,000.00</b>									
21	<b>Long Term Loans Granted</b>													
	Opening Balance			1,594,267,098.70	2,506,217,637.82									
	Addition during the Year			0.00	0.00									
	Principal Received			264,018,640.02	(911,950,539.12)									
	<b>Total</b>			<b>1,330,248,458.68</b>	<b>1,594,267,098.70</b>									
22	<b>Investments</b>													
22.1	<b>Local Investment</b>													
	Local Investments: Quoted Companies		20	213,182,152.59	211,903,520.72									
	Local Investments: Non Quoted Companies			0.00	0.00									
	<b>Sub Total</b>			<b>213,182,152.59</b>	<b>211,903,520.72</b>									
22.3	<b>Foreign Investments</b>													
	Foreign Investment Quoted			0.00	0.00									
	Foreign Investment Non Quoted			0.00	0.00									
	<b>Sub Total</b>			<b>0.00</b>	<b>0.00</b>									
	<b>Total Investments</b>			<b>213,182,152.59</b>	<b>211,903,520.72</b>									
23	Property, Plants and Equipments													
	<b>Descriptions</b>			<b>Land and Building</b>	<b>Infrastructure - Water</b>	<b>Infrastructure - Others</b>	<b>Plants and Machinery</b>	<b>Furniture and Fittings</b>	<b>Motor Vehicles</b>	<b>Office &amp; Other</b>	<b>Under Constructions</b>	<b>IT Equipments</b>	<b>Total</b>	
				320101	320102	320103	320104	320105	320106	Equipment	320107	320108		
				N	N	N	N	N	N	N	N	N	N	
	<b>COST:</b>													
	BALANCE B/FORWARD			99,973,088,668.83	16,519,636,139.61	145,752,316,954.92	13,234,343,391.82	2,308,056,356.08	8,125,700,091.15	7,383,632,832.60	40,227,951,304.81	598,281,185.98	334,123,006,925.80	
	RECLASSIFICATION DURING THE YEAR			5,254,325,211.31		10,654,329,088.90					(15,908,654,300.21)	0.00	0.00	
	ADDITIONS DURING THE YEAR	18		23,565,213,279.67	181,485,032.27	20,441,710,528.47	662,157,203.78	714,169,073.38	1,765,942,258.53	7,638,414,948.34	0.00	277,639,512.50	55,246,731,836.94	
	DISPOSAL DURING THE YEAR			0.00	0.00	0.00	0.00	0.00	0.00	0.00	0.00	0.00	0.00	
	<b>BALANCE C/FORWARD</b>			<b>128,792,627,159.81</b>	<b>16,701,121,171.88</b>	<b>176,848,356,572.29</b>	<b>13,896,500,595.60</b>	<b>3,022,225,429.46</b>	<b>9,891,642,349.68</b>	<b>15,022,047,780.94</b>	<b>24,319,297,004.60</b>	<b>875,920,698.48</b>	<b>389,369,738,762.74</b>	
	<b>ACCUMULATED DEPRECIATION:</b>													
	BALANCE B/FORWARD			8,838,507,149.95	4,057,209,141.05	27,157,464,340.05	5,963,752,323.03	1,266,203,623.92	3,710,391,705.43	3,090,822,615.44	0.00	425,855,250.99	54,510,206,149.86	
	ADDITIONS DURING THE YEAR			3,863,778,814.79	835,056,058.59	8,842,417,828.61	2,084,475,089.34	725,334,103.07	1,978,328,469.94	4,206,173,378.66	0.00	262,776,209.54	22,798,339,952.56	
	DISPOSAL DURING THE YEAR			0.00	0.00	0.00	0.00	0.00	0.00	0.00	0.00	0.00	0.00	

**EBONYI STATE GOVERNMENT**

NOTES TO THE FINANCIAL STATEMENTS FOR THE YEAR ENDED 31ST DECEMBER, 2021

	<b>BALANCE C/FORWARD</b>			<b>12,702,285,964.74</b>	<b>4,892,265,199.64</b>	<b>35,999,882,168.66</b>	<b>8,048,227,412.37</b>	<b>1,991,537,726.99</b>	<b>5,688,720,175.37</b>	<b>7,296,995,994.10</b>	<b>0.00</b>	<b>688,631,460.53</b>	<b>77,308,546,102.42</b>
	CARRYING AMOUNT:												
	AS AT 31/12/2021			116,090,341,195.07	11,808,855,972.24	140,848,474,403.63	5,848,273,183.23	1,030,687,702.47	4,202,922,174.31	7,725,051,786.84	24,319,297,004.60	187,289,237.95	312,061,192,660.32
	AS AT 31/12/2020			91,134,581,518.89	12,462,426,998.56	118,594,852,614.87	7,270,591,068.79	1,041,852,732.16	4,415,308,385.72	4,292,810,217.16	40,227,951,304.81	172,425,934.99	279,612,800,775.94
	Infrastructure - Water assets include boreholes,dams water pipes and other assets that are tied to water projects.												
	Infrastructure- Others assets include road networks, electrifications and bridges.												
	Assets grouped Under Constructions were ongoing construction projects in the state for which substantial amount of money has been paid.												
	These assets were not depreciated in accordance with IPSAS 17.												
	The asset reclassified during the year from Under Construction are those qualifying assets whose construction started from the previous period which was earlier included in asset under construction.												
	However, since the asset was not completed until this latter date, it becomes pertinent to reclassify such qualifying asset from under construction to the respective class. these are summarized as follows:												
23.1	<b>Details of PP&amp;E</b>			<b>2021</b>	<b>2020</b>								
	<b>Land and Building</b>												
	Land and Building -office			95,342,761,290.00	53,432,098,700.00								
	Land and Building- Residential			5,672,319,087.00	7,770,286,732.80								
	Silos			0.00									
	Storage Facilities			15,075,260,818.07	29,932,196,086.09								
	<b>Sub Total</b>			<b>116,090,341,195.07</b>	<b>91,134,581,518.89</b>								
	<b>Infrastructure Water</b>												
	Water Distribution Network			10,484,179,438.24	10,174,736,545.56								
	Dams			1,324,676,534.00	2,287,690,453.00								
	<b>Sub Total</b>			<b>11,808,855,972.24</b>	<b>12,462,426,998.56</b>								
	<b>Infrastructure Others</b>												
	Roads and Bridges			81,593,153,954.63	105,446,969,723.87								
	Electricity Transmission Networks			23,908,654,900.00	5,438,900,761.00								
	Sewage and Drainage Networks			34,217,689,099.00	6,908,216,700.00								
	Airports												
	Stadiun			1,128,976,450.00	800,765,430.00								
	<b>Sub Total</b>			<b>140,848,474,403.63</b>	<b>118,594,852,614.87</b>								
	<b>Plants and Machinery</b>												
	Earth Moving Equipment			3,679,084,356.00	2,564,789,032.00								
	Industrial Equipment			1,156,378,900.00	1,908,456,783.00								
	Power Plants			0.00	0.00								
	Power Generating Sets			1,012,809,927.23	2,797,345,253.79								
	<b>Sub Total</b>			<b>5,848,273,183.23</b>	<b>7,270,591,068.79</b>								
	<b>Under Construction Assets</b>												
	Roads and Bridges			12,276,890,321.00	36,985,340,987.00								
	Airports			0.00									
	Building			9,809,876,340.00	3,242,610,317.81								
	Electricity Transmission Networks			2,232,530,343.60	0.00								
	<b>Sub Total</b>			<b>24,319,297,004.60</b>	<b>40,227,951,304.81</b>								
	<b>Furniture and Fittings</b>												
	Furniture and Fittings - Office			987,623,458.00	898,790,300.00								
	Furniture and Fittings -Residential			43,064,244.47	143,062,432.16								
	<b>Sub Total</b>			<b>1,030,687,702.47</b>	<b>1,041,852,732.16</b>								
	<b>Motor Vehicles</b>												
	Official Vehicles			4,202,922,174.31	4,415,308,385.72								
	<b>Sub Total</b>			<b>4,202,922,174.31</b>	<b>4,415,308,385.72</b>								
	<b>Office and Other Equipment</b>												
	Photocopying Machines			93,457,800.00	65,437,809.00								
	Computers			6,897,345,760.00	3,908,765,461.00								
	Other Equipments			734,248,226.84	318,606,947.16								
	<b>Sub Total</b>			<b>7,725,051,786.84</b>	<b>4,292,810,217.16</b>								
	<b>IT Equipment</b>												
	Internet Facilities			187,289,237.95	172,425,934.99								
	<b>Total</b>			<b>187,289,237.95</b>	<b>172,425,934.99</b>								
	<b>Grand Total PPE</b>			<b>312,061,192,660.33</b>	<b>279,612,800,775.95</b>								
24	<b>Investment Property</b>												
				<b>Building</b>	<b>Others</b>	<b>Total</b>							
				N	N	N							
	COST:												
	BALANCE B/FORWARD			0.00	0.00	0.00							
	RECLASSIFICATION DURING THE YEAR			0.00	0.00	0.00							
	ADDITIONS DURING THE YEAR	14		1,719,325,603.00	0.00	1,719,325,603.00							
	DISPOSAL DURING THE YEAR			0.00	0.00	0.00							

**EBONYI STATE GOVERNMENT**  
**NOTES TO THE FINANCIAL STATEMENTS FOR THE YEAR ENDED 31ST DECEMBER, 2021**

		<b>BALANCE C/FORWARD</b>			<b>1,719,325,603.00</b>	<b>0.00</b>	<b>1,719,325,603.00</b>								
		ACCUMULATED DEPRECIATION:													
		BALANCE B/FORWARD			0.00	0.00	0.00								
		ADDITIONS DURING THE YEAR			51,579,768.09	0.00	51,579,768.09								
		DISPOSAL DURING THE YEAR			0.00	0.00	0.00								
		<b>BALANCE C/FORWARD</b>			<b>51,579,768.09</b>	<b>0.00</b>	<b>51,579,768.09</b>								
		CARRYING AMOUNT:													
		<b>AS AT 31/12/2021</b>			<b>1,667,745,834.91</b>	<b>0.00</b>	<b>1,667,745,834.91</b>								
		<b>AS AT 31/12/2020</b>			<b>0.00</b>	<b>0.00</b>	<b>0.00</b>								
25		<b>Intangible Assets</b>													
					<b>Research &amp; Dev.</b>	<b>Computer Software</b>	<b>Patent Right</b>	<b>Total</b>							
					N	N	N	N							
		COST:													
		BALANCE B/FORWARD			16,634,340.24	3,089,654.00	19,022,168.56	<b>38,746,162.80</b>							
		ADDITIONS DURING THE YEAR	15		378,251,363.50	0.00	3,569,000.00	<b>381,820,363.50</b>							
		DISPOSAL DURING THE YEAR			0.00	0.00	0.00	<b>0.00</b>							
		<b>BALANCE C/FORWARD</b>			<b>394,885,703.74</b>	<b>3,089,654.00</b>	<b>22,591,168.56</b>	<b>420,566,526.30</b>							
		ACCUMULATED AMORTIZATION:													
		BALANCE B/FORWARD			7,103,810.72	897,654.00	1,223,812.14	9,225,276.86							
		ADDITIONS DURING THE YEAR			75,650,272.70	0.00	713,800.00	76,364,072.70							
		DISPOSAL DURING THE YEAR			0.00	0.00	0.00	0.00							
		<b>BALANCE C/FORWARD</b>			<b>82,754,083.42</b>	<b>897,654.00</b>	<b>1,937,612.14</b>	<b>85,589,349.56</b>							
		CARRYING AMOUNT:													
		<b>AS AT 31/12/2021</b>			<b>312,131,620.32</b>	<b>2,192,000.00</b>	<b>20,653,556.42</b>	<b>334,977,176.74</b>							
		<b>AS AT 31/12/2020</b>			<b>14,789,284.86</b>	<b>3,089,654.00</b>	<b>19,022,168.56</b>	<b>36,901,107.42</b>							
		All the Intangible Assets are estimated to have 5 years useful life													
26		<b>Biological Assets</b>													
					<b>Floriculture</b>	<b>Others</b>	<b>Total</b>								
		COST:													
		BALANCE B/FORWARD			30,222,453.12	0.00	30,222,453.12								
		ADDITIONS DURING THE YEAR			44,826,986.05	0.00	44,826,986.05								
		DISPOSAL DURING THE YEAR			0.00	0.00	0.00								
		<b>BALANCE C/FORWARD</b>			<b>75,049,439.17</b>	<b>0.00</b>	<b>75,049,439.17</b>								
		ACCUMULATED AMORTIZATION:													
		BALANCE B/FORWARD			9,444,516.60	0.00	9,444,516.60								
		ADDITIONS DURING THE YEAR			8,965,397.21	0.00	8,965,397.21								
		DISPOSAL DURING THE YEAR			0.00	0.00	0.00								
		<b>BALANCE C/FORWARD</b>			<b>18,409,913.81</b>	<b>0.00</b>	<b>18,409,913.81</b>								
		CARRYING AMOUNT:													
		<b>AS AT 31/12/2021</b>			<b>66,084,041.96</b>	<b>0.00</b>	<b>66,084,041.96</b>								
		<b>AS AT 31/12/2020</b>			<b>37,778,066.40</b>	<b>0.00</b>	<b>37,778,066.40</b>								
		The Biological Assets are expected to generate Economic benefit over 5 years.													
					<b>ACTUAL 2021</b>	<b>ACTUAL 2020</b>									
					N	N									
27		Accrued Expenses													
		Employee Compensation													
		Accrued Salary-EBSU			0.00	1,131,998,119.63									
		Gratuity			0.00	0.00									
		Pension			0.00	0.00									
		Severance Allowance			0.00	0.00									
		Sub Total			0.00	1,131,998,119.63									
		Public Debt Charges													
		Foreign Loan			0.00	0.00									
		Salary Bail out			0.00	0.00									
		Budget Support Facility			0.00										
		Health Care Facility			0.00										
		Excess Crude			0.00	0.00									
		CACS (Commercial Agriculture CreditScheme)			0.00	45,088,400.03									
		Sub Total			0.00	45,088,400.03									
		<b>Total</b>			<b>0.00</b>	<b>1,177,086,519.66</b>									

**EBONYI STATE GOVERNMENT**  
**NOTES TO THE FINANCIAL STATEMENTS FOR THE YEAR ENDED 31ST DECEMBER, 2021**

28	<b>Current Portion of Long Term Borrowings</b>																		
	Salary Bail out																		
	Excess Crude																		
	CACS (Commercial Agriculture CreditScheme)																		
	Budget Support																		
	Health Facility Loan																		
	<b>Sub Total</b>																		
	<b>Foreign Loan</b>																		
	Ebonyi State -HIV/AIDS Programme-IDA																		
	Ebonyi State- Health System Development -IDA																		
	Ebonyi State-Community Based Urban Dev. Project -IDA																		
	Ebonyi State -Universal Basic Education-IDA																		
	Ebonyi State -Community Based Poverty Reduction-IDA																		
	Ebonyi State - Community and Social Dev. Project																		
	Ebonyi State Third National Fadama Dev. Project																		
	Ebonyi State Health System Dev. Project(Addtn Financing)																		
	Ebonyi State-Second HIV/AIDS Program Dev. Project																		
	Ebonyi State-Nigeria Erosion and Watershed Mgt Project																		
	<b>Sub Total</b>																		
	<b>Grand Total Of Current Portion Long term Borrowings</b>																		
29	Pension and Gratuity (Non Current)																		
	Pension																		
	Gratuity																		
	<b>Total</b>																		
30	<b>Long Term Debt</b>																		
	Internal Debt																		
	Salary Bail out																		
	Excess Crude																		
	CACS (Commercial Agriculture CreditScheme)																		
	MICRO SMALL MEDIUM ENTERPRISE DEVLPT FUND																		
	Medical Equipment																		
	Contracts Retention Arrears																		
	Other Judgement Debt																		
	Budget Support																		
	<b>Sub Total</b>																		
	External Debt																		
	Ebonyi State -HIV/AIDS Programme-IDA																		
	Ebonyi State- Health System Development -IDA																		
	Ebonyi State-Community Based Urban Dev. Project -IDA																		
	Ebonyi State -Universal Basic Education-IDA																		
	Ebonyi State -Community Based Poverty Reduction-IDA																		
	Ebonyi State - Community and Social Dev. Project																		
	Ebonyi State Third National Fadama Dev. Project																		
	Ebonyi State Health System Dev. Project(Addtn Financing)																		
	Ebonyi State-Second HIV/AIDS Program Dev. Project																		
	Ebonyi State-Nigeria Erosion and Watershed Mgt Project																		
	<b>Sub Total</b>																		
	<b>Grand Total Long Term Debts</b>																		
	Medical Equipment is a loan in favour of the Ebonyi State Government for Equipping of King David Medical University, Uburu.																		
	Contracts Retention Arrears is a balance of retention fees owed to contractors by Ebonyi State Government. Budget Support is																		
	a balance of Budget support facility at the end of 2021 accounting year. Other Judgement Debts are the Liabilities of the																		
	state government in respect to judgements entered against the state.																		
31a	<b>Net Assets/Equity</b>																		
	Accumulated Surplus Brought Forward																		
	Surplus During the Period																		
	<b>Accumulated Surplus Carried Forward</b>																		
	Reserves Brought Forward																		
	Surplus/(Deficit) During the Period																		
	<b>Reserves Carried Forward</b>																		
	<b>Total Net Assets/ Equity</b>																		
31b	<b>Accumulated Reserve</b>																		
	Revaluation Reserve																		

**EBONYI STATE GOVERNMENT**  
**NOTES TO THE FINANCIAL STATEMENTS FOR THE YEAR ENDED 31ST DECEMBER, 2021**

	Translation Reserve			1,092,695,977.18					
	<b>Reserve for the year ended 31st December, 2021</b>			<b>72,322,558,412.08</b>					
		<b>NCOA CODES</b>	<b>REF.</b>	<b>ACTUAL 2021</b>	<b>ACTUAL 2020</b>				
			<b>NOTES</b>						
32	<b>Statutory Allocations</b>								
	Statutory Allocations from Federation Account	11010101	17A	33,692,029,784.75	30,324,686,631.75				
	Exchange Rate Gain	11010303	17B	166,995,602.23	928,225,345.16				
	Excess Crude	11010301	17C	0.00	655,387,968.29				
	Forex Equalization	11010302	17D	83,964,015.01	383,915,739.83				
	Excess Bank Charges Refund	11010307	17E	11,781,360.11	339,128,555.93				
	Goods and Valuable Consideration	11010308	17F	0.00	185,001,705.41				
	Non Oil Revenue	11010316	17G	0.00	409,755,378.63				
	FGN Intervention Fund	11010316	17H	0.00	789,756,212.84				
	Solid Mineral Revenue	11010316	17I	77,862,756.77	88,463,386.50				
	<b>Total</b>			<b>34,032,633,518.87</b>	<b>34,104,320,924.34</b>				
	The difference between this and that transferred to the Statement of Financial Performance is caused by the relative Receivables								
33	<b>Share of Value Added Tax</b>	11010201							
	January	11010201		1,685,536,884.94	1,073,504,280.49				
	February	11010201		1,533,310,017.14	973,520,361.53				
	March	11010201		1,505,907,519.77	898,582,398.68				
	April	11010201		1,770,693,018.37	1,173,752,960.67				
	May	11010201		1,637,226,015.17	899,678,425.85				
	June	11010201		1,741,273,784.11	997,473,136.09				
	July	11010201		1,481,904,841.89	1,196,553,773.97				
	August	11010201		1,403,244,451.11	1,265,114,506.70				
	September	11010201		1,659,373,896.64	1,401,586,355.63				
	October	11010201		1,559,200,072.30	1,332,351,717.88				
	November	11010201		1,559,095,336.54	1,164,471,896.35				
	December	11010201		1,915,569,326.77	1,440,345,214.80				
	<b>Total</b>	11010201		<b>19,452,335,164.75</b>	<b>13,816,935,028.64</b>				
	The difference between this and that transferred to the Statement of Financial Performance is caused by the relative Receivables								
34	<b>Interest Received</b>								
	Fixed Deposit - Office of the Accountant-General				508,985,806.77				
	Fixed Deposit - UBEB				0.00				
	Interest - Interest on Long Term Loan Recovery				36,478,021.56				
	Interest - Vehicle Loan Recovery				0.00				
	<b>Total</b>				<b>545,463,828.33</b>				
35	<b>Interest Charges paid</b>								
	Bank Overdraft			0.00	91,130,409.90				
	Excess Crude Loan			364,305,146.47	202,593,714.06				
	Salary Bail out Loan			0.00	82,565,225.59				
	Budget Support Facility			849,667,180.30	427,815,100.22				
	CACS (Commercial Agriculture CreditScheme)			475,221,571.73	571,839,796.66				
	Health Facility			129,193,065.88					
	Foreign Loan			387,936,680.20	185,664,067.63				
	<b>Total</b>			<b>2,206,323,644.58</b>	<b>1,561,608,314.06</b>				
36	<b>Short Term Loans Granted</b>								
	Construction Loan to Ebonyi State University			700,000,000.00	0.00				
	Housing Loan Granted to the State Govt Officials			0.00	400,000,000.00				
	Agric Loan - 13 Local Govt Areas			0.00	0.00				
	<b>Total</b>			<b>700,000,000.00</b>	<b>400,000,000.00</b>				
37	<b>Proceeds from Long Term Loan Recovery</b>								
	Civil Servant Agric Loans			0.00	142,779,628.63				
	Civil Servants Loans			0.00	769,170,910.48				
	Ebonyi State Fertilizer Company Ltd			0.00	0.00				
	<b>Total</b>			<b>0.00</b>	<b>911,950,539.11</b>				
38	<b>PURCHASE/CONSTRUCTION OF PROPERTY, PLANTS AND EQUIPMENT</b>								
38.1	<b>Property, Plants and Equipments by Function</b>								

**EBONYI STATE GOVERNMENT**  
**NOTES TO THE FINANCIAL STATEMENTS FOR THE YEAR ENDED 31ST DECEMBER, 2021**

	Land and Building	320101	18A	23,565,213,279.67	33,335,980,589.88														
	Infrastructure - Water	320102	18B	181,485,032.27	284,716,467.57														
	Infrastructure - Others	320103	18C	20,441,710,528.47	17,450,819,689.72														
	Plants and Machinery	320104	18D	662,157,203.78	2,486,476,367.09														
	Furniture and Fittings	320105	18E	714,169,073.38	448,047,894.93														
	Motor Vehicles	320106	18F	1,765,942,258.53	1,941,618,480.00														
	Office & Other Equipment	320107	18G	7,638,414,948.34	4,907,320,447.91														
	Under Construction		18H	0.00	15,605,333,380.84														
	IT Equipment	320108	18I	277,639,512.50	84,256,240.00														
	<b>Total</b>			<b>55,246,731,836.94</b>	<b>76,544,569,557.95</b>														
38.2	Property, Plants and Equipments by Sector																		
	Administrative	1		3,747,565,390.61	12,098,476,950.63														
	Economic	2		31,659,985,154.59	37,029,600,303.87														
	Law and Justice	3		507,880,747.72	135,335,563.08														
	Regional	4		189,959,500.13	0.00														
	Social	5		19,141,341,043.89	26,694,509,012.09														
	Contingency Fund				586,647,728.28														
	<b>Total</b>			<b>55,246,731,836.94</b>	<b>76,544,569,557.95</b>														
39	<b>Investment Property - Building</b>																		
	Ministry of Agriculture & Natural Resources	21500100100		435,494,361.77	0.00														
	Ministry of Power & Energy	26100300100		31,821,787.80	0.00														
	Ministry of Market Development & Management	26900100100		1,252,009,453.43	0.00														
	<b>Total</b>			<b>1,719,325,603.00</b>	<b>0.00</b>														
	Investment properties are depreciated and reported separately.																		
40	<b>Acquisition of Intangible Assets</b>																		
	<b>Research and Development</b>																		
	Office of the SSG	16100100100		11,925,000.00	0.00														
	Ministry of Agriculture & Nat. Resources	21500100100		202,344,630.00	0.00														
	Ministry of Finance & Econ Dev	22000100100		2,501,000.00	0.00														
	Ministry of Human Cap Dev & Monitoring	22700100100		119,170,000.00	0.00														
	Ministry of Land & Housing	26000100100		27,310,733.50	0.00														
	Ministry of Solid Minerals	27200100100		0.00	0.00														
	Ministry of Health	52100100100		15,000,000.00	0.00														
	<b>Computer Software</b>																		
	Ebonyi State Council of Public Procurement			0.00	6,000,000.00														
	Ministry of Human Capital	22700100100		0.00	2,550,000.00														
	Office of the Accountant General	22000700100		0.00	15,101,750.00														
	Ebonyi State School of Nursing	52110400100		0.00															
	<b>Sub Total</b>			<b>378,251,363.50</b>	<b>23,651,750.00</b>														
	<b>Broadcasting Right</b>																		
	Ebonyi Broadcasting Corporation	12300300100		0.00	1,600,000.00														
	<b>Sub Total</b>			<b>0.00</b>	<b>1,600,000.00</b>														
	Patents																		
	Ministry of Solid Minerals	27200100100		3,569,000.00	0.00														
	<b>Sub Total</b>			<b>3,569,000.00</b>	<b>0.00</b>														
	<b>Total</b>			<b>381,820,363.50</b>	<b>0.00</b>														
	All the Intangible Assets are estimated to have 5 years useful life																		
41	<b>Acquisition of Biological Assets</b>																		
	Floriculture																		
	Ministry of Environment	53500100100		44,826,986.05	1,835,703.00														
	Ministry of Agriculture	21500100100		0.00															
	<b>Total</b>			<b>44,826,986.05</b>	<b>1,835,703.00</b>														
	The Biological Assets are expected to generate Economic benefit over 5 years.																		
42	<b>Proceeds from Domestic Loans &amp; Other Borrowings</b>																		
	CACS (Commercial Agriculture Credit Scheme)			0.00	0.00														
	Small and Medium Enterprise Loan			0.00	2,000,000,000.00														
	Bank Overdraft (UBA)			0.00	10,316,771,697.84														
	Medical Equipments			0.00	2,000,000,000.00														
	Internal Loan (UBA for Staff Salary)			0.00	0.00														
	Loan from UBA for Market Construction			0.00	0.00														



**EBONYI STATE GOVERNMENT**  
NOTES TO THE FINANCIAL STATEMENTS FOR THE YEAR ENDED 31ST DECEMBER, 2021

	IDB and AfDB Loan			0.00	0.00						
	Total			0.00	14,316,771,697.84						
43	Repayment of Internal Loans										
	Bank Overdraft (UBA)			0.00	10,316,771,697.84						
	Excess Crude Loan			175,530,427.07	67,324,072.69						
	Salary Bail out Loan			34,765,411.20	27,123,424.66						
	CACS (Commercial Agriculture CreditScheme)			1,232,636,480.59	1,197,844,793.65						
	Budget Support			79,781,526.16	29,886,438.01						
	Health Care Facility			197,036,567.75							
	Contractors Arrears			296,828,772.60							
	Federal Government Softwares			9,321,595.08							
	Total			2,025,900,780.45	11,638,950,426.85						
44	Repayment of External Loans										
	External Loan			311,201,526.08	248,232,288.78						
	Total			311,201,526.08	248,232,288.78						
45	Capital Expenditures										
45.1	Capital Expenditures By Function										
	Land and Building	320101	18A	23,565,213,279.67	33,335,980,589.88						
	Infrastructure - Water	320102	18B	181,485,032.27	284,716,467.57						
	Infrastructure - Others	320103	18C	20,441,710,528.47	17,450,819,689.72						
	Plants and Machinery	320104	18D	662,157,203.78	2,486,476,367.09						
	Furniture and Fittings	320105	18E	714,169,073.38	448,047,894.93						
	Motor Vehicles	320106	18F	1,765,942,258.53	1,941,618,480.00						
	Office & Other Equipment	320107	18G	7,638,414,958.37	4,907,320,447.91						
	Under Construction		18H	0.00	15,605,333,380.84						
	IT Equipment	320108	18I	277,639,512.50	84,256,240.00						
	Investment Properties	320109	39	1,719,325,603.00							
	Short Term Loan Granted	320110	45	0.00	400,000,000.00						
	Intangible Assets	320111	40	381,820,363.50	25,251,750.00						
	Biological Assets	320112	41	44,826,986.05	1,835,703.00						
	Total			57,392,704,799.52	76,971,657,010.95						
		NCOA CODES	REF. NOTES	ACTUAL 2021	FINAL BUDGET 2021	ORIGINAL BUDGET 2021	SUPPLEMENTARY BUDGET 2021	VARIANCE ON FINAL 2021	ACTUAL 2020		
45.2	Capital Expenditure By Sector										
	Administrative	1	19A	2,835,930,210.58	3,085,836,177.47	3,141,988,300.00	0.00	(249,905,966.89)	12,208,626,950.63		
	Economic	2	19B	34,647,354,425.61	36,228,115,039.36	41,916,313,450.48	0.00	(1,580,760,613.75)	37,244,702,053.87		
	Law and Justice	3	19C	507,880,747.72	554,880,747.72	693,200,000.00	0.00	(47,000,000.00)	235,335,563.08		
	Regional	4	19D	189,959,500.13	189,959,500.13	176,490,000.00	0.00	0.00	0.00		
	Social	5	19E	19,211,579,915.48	19,908,320,144.44	27,829,910,383.01	0.00	(696,740,228.96)	26,696,344,715.09		
	Total			57,392,704,799.52	59,967,111,609.12	73,757,902,133.49	0.00	(2,574,406,809.60)	76,385,009,282.67		

**EBONYI STATE GOVERNMENT**  
NOTES TO THE FINANCIAL STATEMENTS FOR THE YEAR ENDED 31ST DECEMBER, 2021

<b>SUPPLEMENTARY NOTES TO THE FINANCIAL STATEMENTS</b>										
1.0	GOVERNMENT SHARE OF FAAC (STATUTORY REVENUE)	NCOA CODES	2021			2020				
			A NET RECEIPT	B DEDUCTED AT SOURCE	TOTAL	NET RECEIPT	DEDUCTED AT SOURCE	TOTAL		
		N				N				
	JANUARY		2,268,906,635.45	184,781,242.42	2,453,687,877.87	2,417,896,996.55	494,222,202.54	2,912,119,199.09		
	FEBRUARY		1,923,716,723.31	218,008,772.71	2,141,725,496.02	2,080,202,332.77	491,559,145.91	2,571,761,478.68		
	MARCH		2,189,406,615.22	217,874,430.22	2,407,281,045.44	2,114,054,800.06	491,901,090.02	2,605,955,890.08		
	APRIL		2,391,528,597.24	217,740,086.48	2,609,268,683.72	1,546,104,593.78	486,164,219.25	2,032,268,813.03		
	MAY		2,325,706,476.39	217,605,743.37	2,543,312,219.76	2,082,860,399.18	209,671,206.47	2,292,531,605.65		
	JUNE		2,902,454,996.47	468,146,348.79	3,370,601,345.26	2,197,351,704.92	210,827,684.30	2,408,179,389.22		
	JULY		3,110,003,445.12	468,011,775.81	3,578,015,220.93	2,830,492,967.72	217,223,050.59	3,047,716,018.31		
	AUGUST		2,625,228,898.48	511,271,788.97	3,136,500,687.45	2,758,812,626.16	256,106,096.83	3,014,918,722.99		
	SEPTEMBER		2,792,164,235.14	511,137,445.73	3,303,301,680.87	1,699,505,031.21	228,652,457.19	1,928,157,488.40		
	OCTOBER		2,595,620,224.73	511,003,102.63	3,106,623,327.36	1,759,506,870.95	229,258,536.38	1,988,765,407.33		
	NOVEMBER		2,263,785,662.61	510,868,759.51	2,774,654,422.12	2,042,965,419.72	232,121,754.05	2,275,087,173.77		
	DECEMBER		2,578,804,410.92	538,963,482.78	3,117,767,893.70	2,034,244,143.74	232,818,306.40	2,267,062,450.14		
	<b>TOTAL</b>		<b>29,967,326,921.08</b>	<b>4,575,412,979.42</b>	<b>34,542,739,900.50</b>	<b>25,563,997,886.76</b>	<b>3,780,525,749.93</b>	<b>29,344,523,636.69</b>		
	SHARE OF STATUTORY ALLOCATION									
	MONTH	C	D	E	Total	2021	Total	2020		
		Statutory Alloc - Other Agencies	Share of Excess Crude oil A/c	Value Added Tax Allocation						
		N	N	N	N	N	N	N		
	JANUARY	0.00	0.00	1,533,310,017.14	1,533,310,017.14	1,065,748,266.81				
	FEBRUARY	49,310,485.14	0.00	1,505,907,519.77	1,555,218,004.91	1,095,266,219.39				
	MARCH	17,134,603.19	0.00	1,770,693,018.37	1,787,827,621.56	1,530,121,607.09				
	APRIL	15,691,470.53	0.00	1,637,226,015.17	1,652,917,485.70	1,801,716,054.35				
	MAY	87,215,147.84	0.00	1,741,273,784.11	1,828,488,931.95	1,155,368,315.83				
	JUNE	20,739,661.69	0.00	1,481,904,841.89	1,502,644,503.58	1,757,972,271.35				
	JULY	13,260,578.11	0.00	1,403,244,451.11	1,416,505,029.22	1,265,114,506.70				
	AUGUST	18,004,702.41	0.00	1,659,373,896.64	1,677,378,599.05	1,401,586,355.63				
	SEPTEMBER	16,743,891.78	0.00	1,559,200,072.30	1,575,943,964.08	2,227,771,704.03				
	OCTOBER	17,406,223.20	0.00	1,559,095,336.54	1,576,501,559.74	1,732,286,198.85				
	NOVEMBER	25,967,886.03	0.00	1,915,569,326.77	1,941,537,212.80	1,483,494,107.60				
	DECEMBER	28,655,695.90	0.00	1,877,690,395.74	1,906,346,091.64	1,744,665,969.13				
	<b>TOTAL</b>	<b>310,130,345.82</b>	<b>0.00</b>	<b>19,644,488,675.55</b>	<b>19,954,619,021.37</b>	<b>18,261,111,576.76</b>				
C	Statutory Alloc - Other Agencies									
		Exchange Rate Gain Alloc.	Forex Equalization	Excess Bank Charges Refund	Goods and Valuable Consideration	None Oil Revenue	FGN International Fund	Solid Mineral Revenue	TOTAL	
		N	N	N	N	N	N	N	N	
	January	0.00	0.00	0.00	0.00	0.00	0.00	0.00	0.00	
	February	0.00	46,136,635.56	3,173,849.58	0.00	0.00	0.00	0.00	49,310,485.14	
	March	17,134,603.19	0.00	0.00	0.00	0.00	0.00	0.00	17,134,603.19	
	April	12,239,723.62	0.00	3,451,746.91	0.00	0.00	0.00	0.00	15,691,470.53	
	May	9,352,391.07	0.00	0.00	0.00	0.00	0.00	77,862,756.77	87,215,147.84	
	June	20,739,661.69	0.00	0.00	0.00	0.00	0.00	0.00	20,739,661.69	
	July	13,260,578.11	0.00	0.00	0.00	0.00	0.00	0.00	13,260,578.11	
	August	15,535,113.30	0.00	2,469,589.11	0.00	0.00	0.00	0.00	18,004,702.41	
	September	16,743,891.78	0.00	0.00	0.00	0.00	0.00	0.00	16,743,891.78	
	October	17,406,223.20	0.00	0.00	0.00	0.00	0.00	0.00	17,406,223.20	
	November	23,281,711.52	0.00	2,686,174.51	0.00	0.00	0.00	0.00	25,967,886.03	
	December	28,655,695.90	0.00	0.00	0.00	0.00	0.00	0.00	28,655,695.90	
	<b>Total</b>	<b>174,349,593.38</b>	<b>46,136,635.56</b>	<b>11,781,360.11</b>	<b>0.00</b>	<b>0.00</b>	<b>0.00</b>	<b>77,862,756.77</b>	<b>310,130,345.82</b>	
		ACTUAL 2021	FINAL BUDGET 2021	ORIGINAL BUDGET 2021	SUPPLEMENTARY BUDGET 2021	VARIANCE ON FINAL BUDGET 2021	ACTUAL 2020			
1.1	GOVERNMENT SHARE OF FAAC (STATUTORY REVENUE)	N	N	N	N	N	N			
	Statutory Allocation	11010001	34,542,739,900.50	35,000,000,000.00	0.00	3,042,739,900.50	29,344,523,636.69			
	Exchange Rate Difference Gain	11010013	174,349,593.38	120,000,000.00	1,000,000,000.00	0.00	54,349,593.38	942,907,616.80		
	Excess Crude Allocation	11010003	0.00	80,000,000.00	200,000,000.00	0.00	(80,000,000.00)	655,387,968.29		
	Forex Equalization	11010003	46,136,635.56	0.00	0.00	0.00	46,136,635.56	421,743,119.28		
	Excess Bank Charges Refund	11010003	11,781,360.11	0.00	500,000,000.00	0.00	11,781,360.11	339,128,555.93		
	Goods and Valuable Consideration	11010003	0.00	0.00	0.00	0.00	185,001,705.41			

**EBONYI STATE GOVERNMENT**  
**NOTES TO THE FINANCIAL STATEMENTS FOR THE YEAR ENDED 31ST DECEMBER, 2021**

	Non Oil Revenue	11010003	0.00	1,900,000,000.00	100,000,000.00	0.00	(1,900,000,000.00)	409,755,378.63				
	FGN International Fund		0.00	0.00	0.00	0.00	0.00	789,756,212.84				
	Augmented Fund Distribution	11010005	0.00	0.00	100,000,000.00	0.00	0.00	0.00				
	Solid Mineral Revenue	11010003	77,862,756.77	0.00	0.00	0.00	77,862,756.77	88,463,386.50				
	NNPC Refund	11010006	0.00	13,000,000.00	100,000,000.00	0.00	(13,000,000.00)	0.00				
	Share from LNG Federation account	11010003	0.00	0.00	0.00	0.00	0.00	0.00				
	Share of Value Added Tax Allocation	110102	19,644,488,675.55	18,000,000,000.00	14,000,000,000.00	0.00	1,644,488,675.55	14,428,967,633.08				
	<b>Total</b>		<b>54,497,358,921.87</b>	<b>51,613,000,000.00</b>	<b>51,000,000,000.00</b>	<b>0.00</b>	<b>2,884,358,921.87</b>	<b>47,605,635,213.45</b>				
9	<b>Salaries and Wages by Sector and Administrative Classification</b>											
9.1	Personnel Cost Transfer to Statement of Cash Flow											
A	ADMINISTRATION SECTOR											
	Department Economic Affairs	11101600100	10,116,793.20	10,167,147.07	8,769,718.00	0.00	50,353.87	8,003,287.49				
	Department of Admin. & General Services	11118400100	8,351,553.61	8,431,963.73	9,511,700.00	0.00	80,410.12	8,791,527.15				
	Department of Attitudinal Change	1102100300	0.00	0.00	0.00	0.00	0.00	0.00				
	Department of Executive Council Matters	11101500100	3,356,505.90	3,400,656.87	3,683,468.00	0.00	44,150.97	4,488,358.00				
	Department of General Services	11101700100	37,761,217.32	38,483,405.27	34,600,000.00	0.00	722,187.95	38,498,433.96				
	Department of Information and Comm. Technology	12300200100	0.00	0.00	0.00	0.00	0.00	0.00				
	Department of Political Affairs	11101400100	4,172,235.65	4,215,768.54	4,509,835.60	0.00	43,532.89	3,053,224.00				
	Department of Religion and Welfare Matters	1400100200	0.00	0.00	0.00	0.00	0.00	0.00				
	Office of the Deputy Governor's Office	11100100200	39,431,594.82	39,431,594.82	50,300,000.00	0.00	0.00	39,909,032.32				
	Ebonyi Business Environment Agency	1102100400	0.00	0.00	0.00	0.00	0.00	0.00				
	Ebonyi State Broadcasting Corporation (EBBC)	12300300100	143,166,358.62	143,716,880.12	163,848,805.82	0.00	550,521.50	145,291,286.59				
	Ebonyi State House of Assembly	11200300100	362,847,920.65	362,847,920.65	378,500,000.00	0.00	0.00	370,775,636.56				
	Ebonyi State House of Assembly Service Commission	11200400100	252,369,372.45	252,369,372.45	276,620,623.00	0.00	0.00	188,279,299.00				
	Ebonyi State Independent Electoral Commission	14800100100	79,780,048.11	79,780,048.11	98,458,513.90	0.00	0.00	84,016,149.00				
	Ebonyi State Newspaper and Publishing Corporation	12305500100	29,937,472.38	30,083,949.48	34,000,000.00	0.00	146,477.10	33,911,835.79				
	Establishment, Pension & Management Service	11104500100	6,407,545.71	6,529,817.48	14,658,000.00	0.00	122,271.77	10,767,740.02				
	Government Printing Press and Stationery	12301300100	8,856,161.95	8,856,161.95	10,332,405.00	0.00	0.00	9,446,642.73				
	Liaison Office - Aba/Port Harcourt	11102100200	0.00	0.00	0.00	0.00	0.00	0.00				
	Liaison Office - Abuja	11102100200	15,976,847.20	15,976,847.20	19,926,992.00	0.00	0.00	17,989,036.85				
	Liaison Office - Enugu/Anmbara	11102100100	0.00	0.00	0.00	0.00	0.00	0.00				
	Liaison Office - Lagos	11102100100	10,316,114.35	10,316,114.35	19,070,924.00	0.00	0.00	9,421,226.43				
	Local Government Service Commission	14700100200	29,611,045.39	29,611,045.39	30,000,000.00	0.00	0.00	28,303,864.66				
	Ministry of Econ.Empowerment & Job Creation	11102000100	0.00	0.00	0.00	0.00	0.00	0.00				
	Ministry of Grant and Donor Agency	11100700100	10,458,335.31	12,983,901.88	15,865,500.00	0.00	2,525,566.57	17,118,394.86				
	Ministry of Human Capital Development and Monitoring	11102000100	0.00	0.00	0.00	0.00	0.00	23,377,861.97				
	Ministry of Information and State Orientation	12300100100	40,893,527.40	42,639,277.64	46,500,000.00	0.00	1,745,750.24	43,336,782.68				
	Ministry of Internal Security and Border Peace	11100400100	23,345,194.47	23,345,194.47	24,300,000.00	0.00	0.00	23,083,018.76				
	Off. Of Snr. Speical Asst. to the Governor on Internal Sec.	11100300100	0.00	0.00	0.00	0.00	0.00	0.00				
	Office of the Auditor General - Local Government	14000100200	64,661,039.93	64,661,039.93	67,199,009.24	0.00	0.00	67,869,938.41				
	Office of Auditor General - State	14000100100	99,556,191.37	109,935,602.41	121,800,000.00	0.00	10,379,411.04	114,457,520.33				
	State Audit Service Commission	14000300100	0.00	11,780,566.09	47,122,264.35	0.00	11,780,566.09					
	Office of the Executive Governor	11100100100	541,722,414.48	553,107,310.28	651,000,000.00	0.00	11,384,895.80	541,722,414.48				
	Office of the Head of State	12500100100	12,418,727.01	12,418,727.01	14,968,200.00	0.00	0.00	14,167,396.18				
	Office of the Secretary to the State Government	11101300100	39,782,441.21	39,782,441.21	73,146,005.00	0.00	0.00	49,925,014.93				
	Public Service Manpower Development	11103400100	16,561,460.72	17,665,776.77	19,800,000.00	0.00	1,104,316.05	17,427,903.15				
	SA on Small and Medium Scale Enterprise	11102000200	0.00	0.00	0.00	0.00	0.00	0.00				
	State Civil Service Commission	14700100100	39,414,421.66	39,621,752.29	50,175,294.15	0.00	207,330.63	36,157,733.03				
	State Council on Public Procurement	11101000100	0.00	0.00	0.00	0.00	0.00	0.00				
	State Emergency Management Agency (SEMA)	11100800100	16,191,506.33	16,191,506.33	23,800,000.00	0.00	0.00	18,806,661.21				
	Sustainable Development Goal	1118500100	0.00	0.00	0.00	0.00	0.00	0.00				
	Women Development Centre	11102100300	0.00	0.00	0.00	0.00	0.00	27,192,813.86				
	<b>TOTAL ADMINISTRATIVE SECTOR</b>		<b>1,947,464,047.20</b>	<b>1,988,351,789.79</b>	<b>2,312,467,258.06</b>	<b>0.00</b>	<b>40,887,742.59</b>	<b>2,095,638,365.75</b>				
B	ECONOMIC SECTOR											
	EBADDP	21510200100	79,714,384.23	106,985,297.76	85,922,341.84	0.00	27,270,913.53	83,340,161.36				
	Ebonyi Building Material Limited	22205600100	3,927,988.80	3,927,988.80	3,883,200.00	0.00	0.00	4,039,484.97				
	Ebonyi Hotels Abakaliki	23605200300	0.00	0.00	0.00	0.00	0.00	0.00				
	Ebonyi Hotels Afikpo	23605200200	0.00	0.00	0.00	0.00	0.00	0.00				
	EBONYI STATE AGRICULTURAL LAND DEV. AUTH. BOARD	21511000400	12,751,805.25	12,751,805.25	30,542,395.00	0.00	(0.00)	9,617,476.20				
	Ebonyi State Co-Ordinating Unit (EB-SOCU)	23800200100	0.00	0.00	0.00	0.00	0.00	0.00				
	Ebonyi State Council for Arts and Culture	23600400100	35,743,648.40	35,783,443.91	43,663,789.90	0.00	39,795.51	37,872,822.70				
	Ebonyi State Fertilizer and Chemical Company Limited	21511000200	34,087,625.46	39,204,981.28	98,551,548.93	0.00	5,117,355.82	58,812,677.33				
	Ebonyi State Housing Development Corporation	25301000100	6,110,130.18	6,233,302.56	5,022,000.00	0.00	123,172.38	6,218,409.36				
	Ebonyi State Investment and Property Company	22001200100	7,821,134.10	7,824,932.40	10,450,000.00	0.00	3,798.30	9,680,631.06				
	Ebonyi State Road Maintenance Agency (EBROMA)	23400400100	20,892,574.56	20,892,574.56	22,000,000.00	0.00	0.00	19,804,768.27				
	Ebonyi State Tourism Board	23605200100	0.00	0.00	0.00	0.00	0.00	0.00				
	Ebonyi Transport Service (EBORTRANS)	22905300100	0.00	0.00	0.00	0.00	0.00	0.00				
	Ebonyi Vocational Agric Training Institute (E-Vati)	21511000300	0.00	0.00	12,000,000.00	0.00	0.00	0.00				
	EBRUWASSA	23405400200	12,837,424.87	12,895,721.52	13,503,000.00	0.00	58,296.65	13,236,572.52				



**EBONYI STATE GOVERNMENT**  
**NOTES TO THE FINANCIAL STATEMENTS FOR THE YEAR ENDED 31ST DECEMBER, 2021**

	Gratuity			0.00	1,090,858,484.46	0.00	0.00						
	Death Benefits		712,801.65	3,816,520.27	10,000,000.00	0.00	3,103,718.62						
	<b>Total Transfer to Statement of Cash Flow</b>		<b>1,870,704,173.86</b>	<b>1,867,952,863.92</b>	<b>3,100,858,484.46</b>	<b>0.00</b>	<b>(2,751,309.94)</b>						
10.2	Social Benefits Transfer to Statement of Fin Performance												
	Pension		1,869,991,372.21	1,864,136,343.65	2,000,000,000.00	0.00	(5,855,028.56)						
	Gratuity			0.00	1,090,858,484.46	0.00	0.00						
	Death Benefits		712,801.65	3,816,520.27	10,000,000.00	0.00	3,103,718.62						
	<b>Total Transfer to Statement of Fin Performance</b>		<b>1,870,704,173.86</b>	<b>1,867,952,863.92</b>	<b>3,100,858,484.46</b>	<b>0.00</b>	<b>(2,751,309.94)</b>						
			<b>ACTUAL 2021</b>	<b>FINAL BUDGET 2021</b>	<b>ORIGINAL BUDGET 2021</b>	<b>SUPPLEMENTARY BUDGET 2021</b>	<b>VARIANCE ON FINAL BUDGET 2021</b>	<b>ACTUAL 2020</b>					
			<b>N</b>	<b>N</b>	<b>N</b>	<b>N</b>	<b>N</b>	<b>N</b>					
11	<b>Overhead Costs</b>												
11.1	<b>Overhead Costs by Function</b>												
A	<b>Traveling and Transports - General</b>												
	Admin. and General Service	11118400100		60,000.00	50,000.00	0.00	60,000.00	50,000.00					
	Agency for Mass Literacy	51701000100	28,000.00	28,000.00	50,000.00	0.00	0.00						
	Board of Internal Revenue	22000800100	7,873,000.00	7,873,000.00	3,000,000.00	0.00	0.00	6,560,830.00					
	Abakaliki Capital Development Board	46300100100	1,730,000.00	1,840,000.00	1,500,000.00		110,000.00						
	Customary Court of Appeal	31805200100	4,450,000.00	4,450,000.00	3,200,000.00	0.00	0.00	4,263,000.00					
	Political and Social Services Department (PSSD)	16100700100	50,000.00	50,000.00	100,000.00	0.00	0.00						
	Department of Admin. & General Services	16100500100	55,000.00	55,000.00	0.00	0.00	0.00						
	Department of Attitudinal Change	46300100100	0.00	0.00	0.00	0.00	0.00						
	Department of Eco. Emp. & Poverty All.	46300100100	0.00	0.00	0.00	0.00	0.00	0.00					
	Department of Economic Affairs	1610200100	40,000.00	273,333.33	690,000.00	0.00	233,333.33	50,000.00					
	Department of Executive Council Matters (EXCO)	16100300100	50,000.00	533,333.34	950,000.00	0.00	483,333.34	55,000.00					
	Department of ICT	16100300100	0.00	0.00	0.00	0.00	0.00						
	Department of Operation and Co-ordinating Unit	16100300100	0.00	0.00	0.00	0.00	0.00						
	Department of Political Affairs	16100300100	0.00	0.00	0.00	0.00	0.00	0.00					
	Ebonyi Agric Devlpmnt Program (EBADEP)	21510200100	0.00	0.00	30,000.00	0.00	0.00						
	Ebonyi Building Material Limited	22200400100	0.00	0.00	0.00	0.00	0.00						
	Ebonyi Business Environment Agency		0.00	0.00	0.00	0.00	0.00						
	Ebonyi State Agricultural Land Dev. Authority Board	21510300100	0.00	0.00	200,000.00	0.00	0.00						
	Ebonyi Investment & Property Devlpmnt Co.	27300300100	130,000.00	173,333.33	0.00	0.00	43,333.33						
	Ebonyi State Broadcasting Cooperation (EBBC)	12300300100	0.00	0.00	0.00	0.00	0.00						
	Ebonyi State College of Education	51701900100	223,000.00	297,333.33	13,000,000.00	0.00	74,333.33	2,403,870.00					
	Ebonyi State Council for Arts and Culture	23600400100	20,000.00	25,333.33	80,000.00	0.00	5,333.33						
	Ebonyi State Council on Public Procurement	23600400100	25,000.00	25,333.33	200,000.00	0.00	333.33	21,000.00					
	Ebonyi State Emergency Management Agency	11100800100	0.00	800,000.00	1,860,000.00	0.00	800,000.00						
	Ebonyi State Fertilizer & Chemical Company	21511000100	0.00	0.00	0.00	0.00	0.00	0.00					
	Ebonyi State Health Insurance Agency	52100200100	0.00	0.00	0.00	0.00	0.00						
	Ebonyi State House of Assembly	11200300100	47,510,900.00	49,700,000.00	25,000,000.00	0.00	2,189,100.00	33,210,000.00					
	Ebonyi State House of Assembly Service Commission	11200400100	400,000.00	400,000.00	1,000,000.00	0.00	0.00	200,000.00					
	Ebonyi State Housing Devlpmnt Corporation	26202000100	0.00	0.00	0.00	0.00	0.00						
	Ebonyi State Independent Electoral Commission	14800100100	245,200.00	245,200.00	200,000.00	0.00	0.00	360,000.00					
	Ebonyi State Library Board	51700800100	25,000.00	26,666.67	100,000.00	0.00	1,666.67						
	Ebonyi State Newspaper and Publisng Corporation	12305500100	0.00	0.00	300,000.00	0.00	0.00						
	Ebonyi State Road Maintenance Agency (EBROMA)	23400400100	0.00	0.00	0.00	0.00	0.00						
	Ebonyi State Scholarship Board	51705600100	0.00	0.00	20,000.00	0.00	0.00	30,000.00					
	Ebonyi State School of Health	52110600100	0.00	0.00	0.00	0.00	0.00	1,401,000.00					
	Ebonyi State School of Nursing	52110400100	0.00	0.00	0.00	0.00	0.00	2,085,000.00					
	Ebonyi State Transport Service	52110400100	0.00	0.00	0.00	0.00	0.00						
	Ebonyi State Universal Basic Education Board	51700300100	0.00	0.00	0.00	0.00	0.00						
	Ebonyi State University	51702100100	47,639,195.10	47,639,195.10	28,736,350.00	0.00	0.00	904,391,950.00					
	Ebonyi State Vocational Agric. Training Institute	21500100400	0.00	0.00	600,000.00	0.00	0.00						
	Ebonyi State Vocational College	51702622500	0.00	0.00	1,000,000.00	0.00	0.00						
	Ebonyi State Committee on Food and Nutrition	52110400100	0.00	0.00	2,000,000.00	0.00	0.00						
	EBRUWASSA	25210300100	0.00	0.00	0.00	0.00	0.00						
	Establishment, Pension & Managemnet Service	12500500100	0.00	0.00	0.00	0.00	0.00						
	Examination Development Centre	51700900100		6,666.67	0.00	0.00	6,666.67						
	Fiscal Responsibility Commission	25000100100	150,000.00	200,000.00	2,000,000.00	0.00	50,000.00	0.00					
	Government Printing Press	12301300100		190,506.67	300,000.00	0.00	190,506.67	0.00					
	High Court of Justice	31805100100	5,752,000.00	6,221,333.33	4,800,000.00	0.00	469,333.33	5,678,000.00					
	Judicial Service Commission	31801100100	100,000.00	100,000.00	100,000.00	0.00	0.00	0.00					
	King David Gifted Children Academy	51702622400	0.00	0.00	1,000,000.00	0.00	0.00						
	Liaison Office - Aba/Harcourt	16102100200	0.00	0.00	0.00	0.00	0.00						
	Liaison office Abuja	16102100200	200,000.00	200,000.00	200,000.00	0.00	0.00	170,000.00					
	Liaison office Lagos	16102100100	795,000.00	820,000.00	800,000.00	0.00	25,000.00	630,000.00					
	Local Government Service Commission	14700200100	0.00	0.00	0.00	0.00	0.00						

**EBONYI STATE GOVERNMENT**  
**NOTES TO THE FINANCIAL STATEMENTS FOR THE YEAR ENDED 31ST DECEMBER, 2021**

	Local Government Staff Pension Board	55100200100	0.00	0.00	240,000.00	0.00	0.00			
	Ministry of Inter Governmental Affairs		540,000.00	540,000.00	300,000.00		0.00			
	Ministry of Investment	27300100100	78,000.00	78,000.00	0.00	0.00	0.00			
	Ministry of Agriculture and Natural Resources	21500100100	370,000.00	426,666.67	300,000.00	0.00	56,666.67	715,000.00		
	Ministry of Budget & Planning		299,500.00	399,333.33	300,000.00	0.00	99,833.33	823,700.00		
	Ministry of Business Development	26800100100	183,350.00	244,466.67	500,000.00	0.00	61,116.67	516,020.00		
	Ministry of Commerce and Industry	22200100100	329,000.00	412,000.00	350,000.00	0.00	83,000.00	465,000.00		
	Ministry of Market Development	26900100100	282,000.00	282,000.00	500,000.00	0.00	0.00			
	Ministry of Culture and Tourism	23600100100	250,000.00	250,000.00	200,000.00	0.00	0.00	230,000.00		
	Ministry of Education	51700100100	803,570.00	803,570.00	1,000,000.00	0.00	0.00	860,000.00		
	Ministry of Environment	53500100100	160,000.00	160,000.00	300,000.00	0.00	0.00	196,350.00		
	Ministry of Finance and Economic Development	22000100100	5,786,735.00	5,786,735.00	10,000,000.00	0.00	0.00	26,160,700.00		
	Ministry of Grant and Donor Agencies	16500100100	0.00	0.00	300,000.00	0.00	0.00			
	Ministry of Health	52100100100	1,596,000.00	2,128,000.00	500,000.00	0.00	532,000.00	0.00		
	Ministry of Housing & Urban Development	26200100100	140,000.00	140,000.00	200,000.00	0.00	0.00	110,000.00		
	Ministry of Human Capital	22700100100	2,357,000.00	2,982,666.67	2,000,000.00	0.00	625,666.67	1,166,000.00		
	Ministry of Information and State Orientation	12300100100	180,000.00	180,000.00	300,000.00	0.00	0.00	299,500.00		
	Ministry of Infrastructure	26700100100	30,000.00	30,000.00	100,000.00	0.00	0.00	55,000.00		
	Ministry of Internal Security	16400100100	0.00	200,000.00	500,000.00	0.00	200,000.00	120,000.00		
	Ministry of Justice	32600100100	2,370,000.00	2,370,000.00	2,500,000.00	0.00	0.00	2,594,000.00		
	Ministry of Land & Survey	26000100100	320,000.00	320,000.00	400,000.00	0.00	0.00	267,000.00		
	Ministry of Local Government and Chieftaincy Matters	55100100100	168,000.00	168,000.00	300,000.00	0.00	0.00	0.00		
	Ministry of Power	26100300100	500,000.00	500,000.00	700,000.00	0.00	0.00	487,400.00		
	Ministry of Project Monitoring	26600100100	200,000.00	200,000.00	200,000.00	0.00	0.00	237,000.00		
	Ministry of Rice Mill Development	21600100100	539,900.00	539,900.00	600,000.00	0.00	0.00	60,000.00		
	Ministry of Solid Minerals	27200100100	1,232,400.00	1,232,400.00	1,500,000.00	0.00	0.00	1,523,000.00		
	Ministry of Special Project	26500100100	50,000.00	66,666.67	200,000.00	0.00	16,666.67	60,000.00		
	Ministry of Water Resources	25200100100	220,000.00	293,333.33	1,500,000.00	0.00	73,333.33	1,797,800.00		
	Ministry of Women Affairs and Social Development	51400100100	524,000.00	698,666.67	500,000.00	0.00	174,666.67	111,100.00		
	Ministry of Works and Transports	23400100100	37,350.00	100,000.00	100,000.00	0.00	0.00	276,000.00		
	Ministry of Youth and Sports	53900100100	193,025.00	240,000.00	300,000.00	0.00	46,975.00	15,093,290.00		
	Office of Auditor General - Local Government	14000200100	0.00	0.00	0.00	0.00	0.00	0.00		
	Office of the Accountant General	22000700100	2,592,581.98	2,653,333.33	2,000,000.00	0.00	60,751.35	2,481,600.00		
	Office of the Auditor General	14000100100	0.00	0.00	0.00	0.00	0.00	78,150.00		
	Office of the Deputy Governor	11100100200	8,017,000.00	8,404,000.00	0.00	0.00	387,000.00	5,116,800.00		
	Office of the Executive Governor	11100100100	429,498,100.00	429,498,100.00	205,000,000.00	0.00	0.00	183,658,611.00		
	Office of the Head of Services	12500100100	724,000.00	725,333.33	640,000.00	0.00	1,333.33	770,000.00		
	Office of the Secretary to the State Government	16100100100	134,366,724.00	134,783,632.00	333,442,792.71	0.00	416,908.00	26,948,000.00		
	Office of the Surveyor- General	26000200100	0.00	0.00	200,000.00	0.00	0.00	20,000.00		
	Public Service and Manpower Development	12500700100	0.00	0.00	0.00	0.00	0.00	0.00		
	Revenue Appeal Commission	22000800200	0.00	0.00	0.00	0.00	0.00	0.00		
	SA on Small and Medium Scale Enterprise		0.00	0.00	0.00	0.00	0.00	0.00		
	Secondary Education Board	51705100000	0.00	0.00	0.00	0.00	0.00	0.00		
	Senior Speical Assistant on Higher Education		0.00	0.00	0.00	0.00	0.00	0.00		
	State Civil Service Commission	14700100100	445,300.00	513,733.33	500,000.00	0.00	68,433.33	482,500.00		
	State Hospital Management Board		18,350.00	18,350.00	100,000.00	0.00	0.00	19,460.00		
	State Sports Council	53905100100	0.00	93,333.33	300,000.00	0.00	93,333.33	0.00		
	Sustainable Development Goals		0.00	0.00	280,000.00	0.00	0.00	0.00		
	Women Development Centre	51400200100	0.00	0.00	0.00	0.00	0.00	0.00		
	<b>Total Transport and Travels</b>		<b>712,893,181.08</b>	<b>720,633,138.77</b>	<b>662,219,142.71</b>	<b>0.00</b>	<b>7,739,957.69</b>	<b>1,235,358,631.00</b>		
<b>B</b>	<b>Utilities - General</b>									
	Ebonyi State College of Education	51701900100	0.00	0.00	500,000.00	0.00	0.00	0.00		
	Economic Affairs	16100200100	5,000.00	6,666.67	80,000.00	0.00	1,666.67	0.00		
	Political and Social Service Department	16100700100	0.00	0.00	50,000.00	0.00	0.00	0.00		
	Ebonyi State House of Assembly	11200300100	0.00	0.00	6,000,000.00	0.00	0.00	0.00		
	State Civil Service Commission	14700100100	24,000.00	32,000.00	50,000.00	0.00	8,000.00	0.00		
	Government Printing and Stationary Department	12301300100	186,080.00	186,080.00			0.00			
	Ebonyi State Vocational Agric Training Institute (E-VATI)	21500100400	0.00	0.00	200,000.00	0.00	0.00	0.00		
	Ministry of Rice Mill Development	21600100100	45,000.00	45,000.00	100,000.00	0.00	0.00	0.00		
	Ministry of Commerce and Industry	22200100100	0.00	0.00	50,000.00	0.00	0.00	0.00		
	Ministry of Housing and Urban Development	26200100100	0.00	0.00	50,000.00	0.00	0.00	0.00		
	Ministry of Special Projects	26500100100	0.00	0.00	50,000.00	0.00	0.00	0.00		
	Ministry of Infrastructural Development for Concessions	26700100100	150,000.00	150,000.00	150,000.00	0.00	0.00	0.00		
	Ministry of Business Development	26800100100	53,600.00	71,466.67	150,000.00	0.00	17,866.67	0.00		
	Ministry of Market Development and Management	26900100100	0.00	0.00	900,000.00	0.00	0.00	0.00		
	Ministry of Land and Survey	26000100100	0.00	0.00	45,000.00	0.00	0.00	0.00		
	Ebonyi State Judiciary High Court	31805100100	9,111,800.00	10,737,066.67	3,600,000.00	0.00	1,625,266.67	1,238,000.00		
	Ebonyi State Libraray Board	51700800100	4,000.00	5,333.33	0.00	0.00	1,333.33	0.00		
	Agency For Mass Literacy	51701000100	0.00	0.00	30,000.00	0.00	0.00	0.00		
	Ebonyi State Committee on Food and Nutrition		0.00	0.00	500,000.00	0.00	0.00	0.00		

**EBONYI STATE GOVERNMENT**  
**NOTES TO THE FINANCIAL STATEMENTS FOR THE YEAR ENDED 31ST DECEMBER, 2021**

	Local Government Staff Pension Board	55100200100	0.00	0.00	100,000.00	0.00	0.00	0.00	0.00						
	Ebonyi State Council on Public Procurement		72,000.00	72,000.00	100,000.00	0.00	0.00	47,000.00							
	Ebonyi State Independent Electoral Commission	14800100100	0.00	0.00	0.00	0.00	0.00	10,000.00							
	Ebonyi State School of Health	52110600100	0.00	0.00	0.00	0.00	0.00	130,000.00							
	Ebonyi State School of Nursing	52110400100	0.00	0.00	0.00	0.00	0.00	525,000.00							
	Ebonyi State University	51702100100	189,041,115.96	189,041,115.96	72,200,650.00	0.00	0.00	45,215,358.18							
	Ebonyi State School of Health	52110400100	0.00	0.00	0.00	0.00	0.00	0.00							
	Liason office Abuja	16102100200	1,265,900.00	1,428,000.00	1,270,000.00	0.00	162,100.00	1,560,000.00							
	Liason office Lagos	16102100100	280,000.00	280,000.00	860,000.00	0.00	0.00	505,000.00							
	Ministry of Inter Governmental Affairs		0.00	0.00	280,000.00	0.00	0.00	0.00							
	Ministry of Agriculture and Natural Resources	21500100100	0.00	0.00	0.00	0.00	0.00	2,000.00							
	Ministry of Budget & Planning		19,000.00	25,333.33	200,000.00	0.00	6,333.33	0.00							
	Ministry of Finance and Economic Development	22000100100	64,815.00	64,815.00	2,028,000.00	0.00	0.00	107,865.00							
	Ministry of Information and State Orientation	12300100100	50,000.00	66,666.67	40,000.00	0.00	16,666.67	0.00							
	Ministry of Justice	32600100100	30,000.00	40,000.00	100,000.00	0.00	10,000.00	50,000.00							
	Ministry of Power		14,000,000.00	14,000,000.00	0.00	0.00	0.00	0.00							
	Ministry of Solid Minerals	27200100100	0.00	0.00	0.00	0.00	0.00	0.00							
	Ministry of Water Resources	25200100100	250,000.00	250,000.00	0.00	0.00	0.00	0.00							
	Ministry of Women Affairs	51400100100	150,000.00												
	Ministry of Works and Transports	23400100100	206,000.00												
	Office of the Accountant General	22000700100	365,420.00	407,226.67	2,300,000.00	0.00	41,806.67	174,000.00							
	Office of the Auditor General	14000100100	5,000.00	6,666.67	155,000.00	0.00	1,666.67	32,000.00							
	Office of the Deputy Governor	11100100200	500,000.00	666,666.67	2,700,000.00	0.00	166,666.67	20,665,796.09							
	Office of the Executive Governor	11100100100	24,650,379.00	24,650,379.00	85,000,000.00	0.00	0.00	14,266,505.00							
	Office of the Secretary to the State Government	16100100100	0.00	0.00	0.00	0.00	0.00	0.00							
	<b>Total Utility</b>		<b>240,529,109.96</b>	<b>242,232,483.31</b>	<b>179,838,650.00</b>	<b>0.00</b>	<b>1,703,373.35</b>	<b>84,528,524.27</b>							
<b>C</b>	<b>Materials and Supplies - General</b>														
	State Hospital Management Board		31,520.00	31,520.00	90,000.00	0.00	0.00	32,200.00							
	Admin. and General Service	16100500100	70,000.00	93,333.33	200,000.00	0.00	23,333.33	90,000.00							
	Board of Internal Revenue	22000800100	3,288,350.00	3,693,400.00	4,500,000.00	0.00	405,050.00	3,713,025.00							
	Customary Court of Appeal	31805200100	8,850,000.00	8,850,000.00	6,450,000.00	0.00	0.00	7,435,000.00							
	Department of Economic Affairs	16100200100	70,000.00	70,000.00	200,000.00	0.00	0.00	80,000.00							
	Department of Economic Empowerment & Poverty Alleviation		0.00	0.00	0.00	0.00	0.00	0.00							
	Department of Executive Council Matters (EXCO)	16100300100	110,000.00	146,666.67	300,000.00	0.00	36,666.67	180,000.00							
	Department of General Service	12500600100	0.00	0.00	0.00	0.00	0.00	0.00							
	Department of Political Affairs	16100700100	60,000.00	66,666.67	200,000.00	0.00	6,666.67	95,000.00							
	Ebonyi State Scholarship Board	52110200100	75,000.00	75,000.00	100,000.00	0.00	0.00	0.00							
	Ebonyi State College of Education	51701900100	1,767,700.00	2,290,266.67	10,150,000.00	0.00	522,566.67	1,189,900.00							
	Ebonyi State Newspaper and Publishing Corporation	12305500100	118,800.00	158,400.00	1,010,000.00	0.00	39,600.00	0.00							
	Ministry of Inter Governmental Affairs		0.00	0.00	520,000.00	0.00	0.00	0.00							
	Ministry of Grant and Donor	16500100100	0.00	0.00	540,000.00	0.00	0.00	0.00							
	Ebonyi State Vocational Agric Training Institute (E-VATI)	21500100400	0.00	0.00	1,900,000.00	0.00	0.00	0.00							
	Ebonyi State Agricultural Development Programme	21510200100	0.00	0.00	30,000.00	0.00	0.00	0.00							
	Ebonyi State Agricultural Land Dev. Authority Board	21510300100	0.00	0.00	350,000.00	0.00	0.00	0.00							
	Ebonyi State Council For Arts and Culture	23600400100	51,500.00	51,500.00	140,000.00	0.00	0.00	0.00							
	Ministry of Market Development and Management	26900100100	395,500.00	395,500.00	700,000.00	0.00	0.00	0.00							
	Ministry of Investment	27300100100	78,000.00	78,000.00	0.00	0.00	0.00	0.00							
	Ebonyi State Investment and Company LTD	27300300100	129,000.00	129,000.00	0.00	0.00	0.00	0.00							
	Abakiliki Capital Development Board	46300100100	987,350.00	987,350.00	800,000.00	0.00	0.00	0.00							
	Ebonyi State Sports Council	53905100100	22,000.00	22,666.67	100,000.00		666.67								
	Ebonyi State Libraray Board	51700800100	30,000.00	40,000.00	55,000.00		10,000.00								
	Agency For Mass Literacy	51701000100	63,000.00	63,000.00	110,000.00		0.00								
	King David Gifted Children Academy	51702622400	0.00	0.00	1,600,000.00		0.00								
	Ebonyi Vocational College	51702622500	0.00	0.00	1,200,000.00	0.00	0.00								
	Ebonyi State Committee on Food and Nutrition		0.00	0.00	1,860,000.00	0.00	0.00								
	Ministry of Local Gov. Chief. Matters & Rural Dev.	55100100100	0.00	100,000.00	150,000.00	0.00	100,000.00								
	Local Government Staff Pension Board	55100200100	0.00	0.00	0.00	0.00	0.00								
	Ebonyi State Council on Public Procurments		559,905.00	559,905.00	300,000.00	0.00	0.00	415,900.00							
	Ebonyi State House of Assembly	11200300100	36,736,100.00	36,736,100.00	43,500,000.00	0.00	0.00	18,739,200.00							
	Ebonyi State House of Assembly Service Commission	11200400100	800,000.00	933,333.34	700,000.00	0.00	133,333.34	1,230,000.00							
	Ebonyi State Independent Electoral Commission	14800100100	87,000.00	87,000.00	215,000.00	0.00	0.00	120,700.00							
	Ebonyi State Scholarship Board	51705600100	0.00	0.00	0.00	0.00	0.00	38,000.00							
	Sustainable Development Goals (SDG's) (PSU)		0.00	0.00	240,000.00	0.00	0.00								
	Ebonyi State School of Health	52110600100	0.00	0.00	0.00	0.00	0.00	6,355,020.00							
	Ebonyi State School of Nursing	52110400100	0.00	0.00	0.00	0.00	0.00	4,730,157.19							
	Ebonyi State University	51702100100	106,585,763.56	106,585,763.56	360,845,609.17	0.00	0.00	39,746,763.00							
	Examinations Development Centre	51700900100	0.00	0.00	0.00	0.00	0.00	20,686,512.00							
	Fiscal Responsibility Commission	25000100100	140,000.00	186,666.67	1,600,000.00	0.00	46,666.67	892,400.00							
	Government Printing Press	12301300100	58,320.00	58,320.00	200,000.00	0.00	0.00	0.00							
	High Court of Justice	31805100100	9,037,700.00	10,522,266.67	9,600,000.00	0.00	1,484,566.67	15,051,030.00							

**EBONYI STATE GOVERNMENT**

**NOTES TO THE FINANCIAL STATEMENTS FOR THE YEAR ENDED 31ST DECEMBER, 2021**

	Judicial Service Commission	31801100100	1,500,000.00	1,500,000.00	1,520,000.00	0.00	0.00	700,000.00		
	Liason office Abuja	16102100200	2,594,000.00	3,267,333.34	2,600,000.00	0.00	673,333.34	2,577,100.00		
	Liason office Lagos	16102100100	300,300.00	300,300.00	445,000.00	0.00	0.00	115,900.00		
	Local Government Civil Service Commission	14700200100	0.00	0.00	0.00	0.00	0.00	0.00		
	Ministry of Agriculture and Natural Resources	21500100100	570,000.00	1,013,333.33	600,000.00	0.00	443,333.33	360,000.00		
	Ministry of Budget & Planning		485,550.00	598,866.67	1,200,000.00	0.00	113,316.67	487,500.00		
	Ministry of Business Development	26800100100	140,690.00	140,690.00	900,000.00	0.00	46,896.67	398,500.00		
	Ministry of Commerce and Industry	22200100100	427,300.00	427,300.00	500,000.00	0.00	0.00	468,500.00		
	Ministry of Culture and Tourism	23600100100	51,000.00	68,000.00	150,000.00	0.00	17,000.00	90,000.00		
	Ministry of Education	51700100100	481,800.00	481,800.00	1,700,000.00	0.00	0.00	787,021.25		
	Ministry of Enviroment	53500100100	300,000.00	300,000.00	650,000.00	0.00	0.00	302,650.00		
	Ministry of Finance and Economic Development	22000100100	1,097,800.00	1,097,800.00	10,308,000.00	0.00	0.00	4,441,100.00		
	Ministry of Health	52100100100	440,500.00	440,500.00	2,410,000.00	0.00	0.00	345,347,103.50		
	Ministry of Housing & Urban Development	26200100100	600,000.00	600,000.00	200,000.00	0.00	0.00	450,000.00		
	Ministry of Infrastructural Development For Concession	26700100100	295,000.00	353,333.33	320,000.00	0.00	58,333.33	179,000.00		
	Ministry of Human Capital	22700100100	215,000.00	215,000.00	400,000.00	0.00	0.00	162,000.00		
	Ministry of Information and State Orientation	12300100100	280,000.00	280,000.00	345,000.00	0.00	0.00	393,500.00		
	Ministry of Infrastructure	26700100100	0.00	0.00	0.00	0.00	0.00			
	Ministry of Internal Security	16400100100	1,143,000.00	1,143,000.00	1,250,000.00	0.00	0.00	880,000.00		
	Ministry of Justice	32600100100	870,500.00	989,333.33	1,930,000.00	0.00	118,833.33	1,202,100.00		
	Ministry of Land and Survey	26000100100	200,000.00	200,000.00	250,000.00	0.00	0.00	177,500.00		
	Ministry of Power	26100300100	590,950.00	590,950.00	400,000.00	0.00	0.00	805,500.00		
	Ministry of Project Monitoring	26600100100	400,000.00	404,866.67	400,000.00	0.00	4,866.67	692,250.00		
	Ministry of Rice Mill Development	21600100100	294,300.00	319,333.33	500,000.00	0.00	25,033.33	46,480.00		
	Ministry of Solid Minerals	27200100100	277,800.00	277,800.00	340,000.00	0.00	0.00	354,500.00		
	Ministry of Special Project	26500100100	60,000.00	80,000.00	250,000.00	0.00	20,000.00	57,000.00		
	Ministry of Water Resouces	25200100100	407,000.00	436,000.00	610,000.00	0.00	29,000.00	752,000.00		
	Ministry of Women Affairs and Social Development	51400100100	371,000.00	371,000.00	450,000.00	0.00	0.00	233,600.00		
	Ministry of Works and Transports	23400100100	169,500.00	202,500.00	200,000.00	0.00	33,000.00	110,000.00		
	Ministry of Youth and Sports	53900100100	446,996.18	641,173.33	500,000.00	0.00	194,177.15	330,780.00		
	Office of the Accountant General	22000700100	34,604,950.00	34,604,950.00	8,100,000.00	0.00	0.00	9,157,963.00		
	Office of the Auditor General	14000100100	459,800.00	533,066.67	1,400,000.00	0.00	73,266.67	191,450.00		
	Office of the Deputy Governor	11100100200	10,302,050.00	10,302,050.00	6,500,000.00	0.00	0.00	13,263,250.00		
	Office of the Executive Governor	11100100100	17,599,246.70	20,278,528.93	22,200,000.00	0.00	2,679,282.23	17,782,205.00		
	Office of the Head of Services	12500100100	0.00	0.00	30,000.00	0.00	0.00	0.00		
	Ebonyi State Emergency Management Agency	11100800100	190,000.00	190,000.00	300,000.00	0.00	0.00			
	Office of the Secretary to the State Government	16100100100	1,131,500.00	1,131,500.00	2,013,550.00	0.00	0.00	1,659,695.00		
	Office of the Surveyor-General	26000200100	76,100.00	76,100.00	100,000.00	0.00	0.00	113,650.00		
	Public Service and Manpower Develoment	12500700100	0.00	0.00	0.00	0.00	0.00	0.00		
	Secondary Education Board	51705100000	0.00	0.00	0.00	0.00	0.00	0.00		
	State Civil Service Commission	14700100100	99,200.00	118,933.33	250,000.00	0.00	19,733.33	171,500.00		
	<b>Total Materials and Supplies</b>		<b>249,675,341.44</b>	<b>257,033,864.17</b>	<b>522,677,159.17</b>	<b>0.00</b>	<b>7,358,522.73</b>	<b>526,062,104.94</b>		
<b>D</b>	<b>Maintenance Services - General</b>									
	State Hospital Management Board	52110200100	0.00	0.00	0.00	0.00	0.00	11,940.00		
	Abakaliki Capital Development Board	46300100100	900,500.00	990,000.00	800,000.00	0.00	89,500.00			
	Admin. and General Service	16100500100	125,000.00	125,000.00	150,000.00	0.00	0.00	55,000.00		
	Board of Internal Revenue	22000800100	1,419,000.00	1,572,000.00	3,900,000.00	0.00	153,000.00	4,575,140.00		
	Customary Court of Appeal	31805200100	8,490,000.00	8,490,000.00	7,900,000.00	0.00	0.00	10,333,000.00		
	Department of Economic Affairs	16100200100	125,000.00	133,333.33	200,000.00	0.00	8,333.33	135,000.00		
	Department of Economic Empowerment & Poverty Alleviation		0.00	0.00	0.00	0.00	0.00			
	Department of Executive Council Matters (EXCO)	16100300100	280,000.00	280,000.00	250,000.00	0.00	0.00	230,000.00		
	Department of Political Affairs	16100700100	140,000.00	153,333.33	250,000.00	0.00	13,333.33	145,000.00		
	Ebonyi State College of Education	51701900100	5,332,685.00	7,110,246.67	13,000,000.00	0.00	1,777,561.67	3,677,180.00		
	Ebonyi State Council on Public Procurments		291,645.00	358,060.00	300,000.00	0.00	66,415.00	99,500.00		
	Ebonyi State Newspaper and Publishing Corporation	12305500100	29,700.00	39,600.00	150,000.00	0.00	9,900.00			
	Ministry of Inter Governmental Affairs		0.00	0.00	900,000.00	0.00	0.00			
	Ebonyi State Vocational Agric Training Institute (E-VATI)	21500100400	0.00	0.00	1,150,000.00	0.00	0.00			
	Ebonyi State Agric Dev. Programe	21510200100	0.00	0.00	140,000.00	0.00	0.00			
	Ebonyi State Agriculral Land Dev. Authority Board	26000300100	0.00	0.00	500,000.00	0.00	0.00			
	Revenue Appeal Commission	22000800200	0.00	0.00	0.00	0.00	0.00			
	Ebonyi State Emergency Management Agency	11100800100	155,000.00	155,000.00	250,000.00	0.00	0.00			
	Ebonyi State House of Assembly	11200300100	18,175,000.00	20,233,333.33	19,500,000.00	0.00	2,058,333.33	13,100,000.00		
	Ebonyi State House of Assembly Service Commission	11200400100	600,000.00	600,000.00	1,000,000.00	0.00	0.00	650,000.00		
	Ebonyi State Independent Electoral Commission	14800100100	467,000.00	467,000.00	560,000.00	0.00	0.00	433,650.00		
	King David Gifted Children Academy	51702622400	0.00	0.00	1,100,000.00	0.00	0.00			
	Ebonyi Vocational College	51702622500	0.00	0.00	2,100,000.00	0.00	0.00			
	Ebonyi State Committee on Food and Nutrition		0.00	0.00	1,500,000.00	0.00	0.00			
	Local Government Staff Pension Board	55100200100	0.00	0.00	260,000.00	0.00	0.00			
	Ebonyi State Scholarship Board	51705600100	30,000.00	30,000.00	50,000.00	0.00	0.00	22,000.00		
	Ebonyi State School of Health	52110600100	0.00	0.00	0.00	0.00	0.00	5,459,300.00		







**EBONYI STATE GOVERNMENT**

**NOTES TO THE FINANCIAL STATEMENTS FOR THE YEAR ENDED 31ST DECEMBER, 2021**

	King David Gifted Children	51702622400	0.00	0.00	200,000.00	0.00	0.00							
	Ebonyi State Committee on Food and Nutrition		0.00	0.00	100,000.00	0.00	0.00							
	Local Government Pension Board	55100200100	0.00	0.00	60,000.00	0.00	0.00							
	High Court of Justice	31805100100	693,000.00	720,933.33	700,000.00	0.00	27,933.33	2,099,220.00						
	Liason office Abuja	16102100200	100,000.00	100,000.00	100,000.00	0.00	0.00	21,000.00						
	Liason office Lagos	16102100100	0.00	0.00	1,650,000.00	0.00	0.00	318,500.00						
	Ministry of Agriculture and Natural Resources	21500100100	0.00	0.00	0.00	0.00	0.00	13,000.00						
	Ministry of Inter Governmental Affairs		0.00	0.00	200,000.00	0.00	0.00							
	Ministry of Rice Mill Development	21600100100	0.00	0.00	500,000.00	0.00	0.00							
	Ministry of Human Capital Dev. & Monitoring	22700100100	0.00	0.00	20,000,000.00	0.00	0.00							
	Ministry of Special Project	26500100100	125,000.00	125,000.00	50,000.00	0.00	0.00							
	Ministry of Market Development	26900100100	0.00	0.00	500,000.00	0.00	0.00							
	Ministry of Youth and Sports	53900100100	0.00	0.00	100,000.00	0.00	0.00							
	Ebonyi State Newspaper publishing company	12305500100	148,500.00	148,500.00		0.00	0.00							
	Ministry of Grant and Donor Agencies	16500100100	0.00	0.00	90,000.00	0.00	0.00							
	Ministry of Budget & Planning		19,000.00	19,000.00	90,000.00	0.00	0.00							
	Ministry of Business Development	26800100100	0.00	0.00	150,000.00	0.00	0.00	6,500.00						
	Ministry of Commerce and Industry	22200100100	22,000.00	66,666.67	50,000.00	0.00	44,666.67							
	Ministry of Culture and Tourism	23600100100	0.00	0.00	0.00	0.00	0.00							
	Ministry of Education	51700100100	99,855,000.00	99,855,000.00	200,000.00	0.00	0.00	55,000.00						
	Ministry of Environment	53500100100	0.00	0.00	100,000.00	0.00	0.00	45,000.00						
	Ministry of Finance and Economic Development	22000100100	1,269,000.00	1,269,000.00	1,500,000.00	0.00	0.00	749,800.00						
	Ministry of Health	52100100100	50,000.00	66,666.67	0.00	0.00	16,666.67	25,000,000.00						
	Ministry of Housing & Urban Development	26200100100	0.00	0.00	50,000.00	0.00	0.00							
	Ministry of Infrastructure	26700100100	0.00	0.00	100,000.00	0.00	0.00	201,000.00						
	Ministry of Internal Security	16400100100	1,644,914,055.00	1,645,663,205.00	670,100,000.00	0.00	749,150.00	750,298,680.00						
	Ministry of Land Survey and Housing	26000100100	10,000.00	10,000.00	20,000.00	0.00	0.00							
	Ministry of Project Monitoring	26600100100	196,750.00	196,750.00	200,000.00	0.00	0.00	43,000.00						
	Ministry of Water Resources	25200100100	0.00	0.00	50,000.00	0.00	0.00	18,000.00						
	Ministry of Works and Transports	23400100100	45,000.00	45,000.00	50,000.00	0.00	0.00							
	Office of the Accountant General	22000700100	569,500.00	569,500.00	500,000.00	0.00	0.00	309,000.00						
	Office of the Auditor General	14000100100	200,000.00	200,000.00	40,000.00	0.00	0.00							
	Office of the Deputy Governor	11100100200	13,348,400.00	13,348,400.00	4,900,000.00	0.00	0.00	11,038,000.00						
	Office of the Executive Governor	11100100100	2,480,949,760.52	2,480,949,760.52	5,512,073,092.87	0.00	0.00	2,455,258,332.00						
	Office of the Secretary to the State Government	16100100100	190,000.00	293,333.34	293,333.34	0.00	63,333.34	11,320,000.00						
	Office of the Surveyor-General	26000200100	0.00	0.00	60,000.00	0.00	0.00	20,000.00						
	Secondary Education Board	51705100000	0.00	0.00	0.00	0.00	0.00							
	<b>Total</b>		<b>4,272,932,965.52</b>	<b>4,324,358,048.86</b>	<b>6,281,176,426.21</b>	<b>0.00</b>	<b>51,425,083.34</b>	<b>3,341,259,454.00</b>						
							0.00							
<b>G</b>	<b>CONSULTING AND PROFESSIONAL SERVICES</b>						0.00							
	Ebonyi State College of Education	51701900100	2,000,000.00	2,666,666.67	3,400,000.00	0.00	666,666.67	3,516,867.43						
	Ebonyi State Emergency Mgt Agency (SEMA)	11100800100	144,000.00	144,000.00	210,000.00	0.00	0.00							
	Ebonyi State House of Assembly	11200300100	0.00	0.00	5,000,000.00	0.00	0.00							
	Ebonyi State Broadcasting Corporation	12300300100	0.00	0.00	0.00	0.00	0.00							
	Ebonyi State Independent Electoral Commission	14800100100	0.00	0.00	30,000.00	0.00	0.00							
	Ebonyi State Vocational Agric Training Institute (E-VATI)	21500100400	0.00	0.00	100,000.00	0.00	0.00							
	Ebonyi State Fertilizer & Chemical Co Ltd	21511000100	0.00	0.00	0.00	0.00	0.00							
	Fiscal Responsibility Commission	25000100100	0.00	0.00	2,500,000.00	0.00	0.00							
	Ebonyi State Universal Basic Education Board	51700300100	0.00	0.00	0.00	0.00	0.00							
	Ebonyi State University	51702100100	3,831,000.00	4,948,000.00	19,200,000.00	0.00	1,117,000.00	2,722,500.00						
	Ebonyi State Judicial Service Commission	31801100100	0.00	0.00	50,000.00	0.00	0.00							
	Ministry of Women Affairs & Social Development	51400100100	0.00	0.00	400,000.00	0.00	0.00							
	Ministry of Health	52100100100	7,889,000.00	11,086,666.67	98,329,500.00	0.00	3,197,666.67							
	Ministry of Human Capital Dev. & Monitoring	22700100100	1,000,000.00	1,333,333.33	20,000,000.00	0.00	333,333.33							
	Ministry of Inter Governmental Affairs		0.00	0.00	50,000.00	0.00	0.00							
	Ministry of Finance and Economic Development	22000100100	0.00	0.00	50,000.00	0.00	0.00							
	Ministry of Justice	32600100100	210,407,000.00	217,669,333.33	120,040,000.00	0.00	7,262,333.33	171,375,405.63						
	Ministry of Land Survey and Housing	26000100100	0.00	0.00	0.00	0.00	0.00							
	Ministry of Solid Minerals	27200100100	700,000.00	700,000.00	300,000.00	0.00	0.00							
	Ministry of Youth and Sports	53900100100	0.00	0.00	0.00	0.00	0.00							
	Ministry of Solid Minerals	27200100100												
	Office of the Auditor General-State	14000100100	0.00	0.00	100,000.00	0.00	0.00							
	Office of the Auditor General-LG	14000200100	0.00	0.00	0.00	0.00	0.00							
	Office of the Accountant General	22000700100	0.00	46,461,293.40	614,746,274.89	0.00	46,461,293.40	1,500,000.00						
	Office of the Executive Governor	11100100100	0.00	0.00	1,000,000.00	0.00	0.00							
	Office of the Secretary to the State Government	16100100100	0.00	0.00	146,666.67	0.00	0.00							
	Office of the Surveyor-General	26000200100	0.00	0.00	45,000.00	0.00	0.00	30,000.00						
	<b>Total</b>		<b>225,971,000.00</b>	<b>285,009,293.40</b>	<b>885,697,441.56</b>	<b>0.00</b>	<b>59,038,293.40</b>	<b>179,144,773.06</b>						
<b>H</b>	<b>FUEL AND LUBRICANTS</b>													
	Ebonyi State Health Management Board	52110200100	30,130.00	30,130.00	40,000.00	0.00	0.00							

**EBONYI STATE GOVERNMENT**

**NOTES TO THE FINANCIAL STATEMENTS FOR THE YEAR ENDED 31ST DECEMBER, 2021**

	Abakaliki Capital Development Board	46300100100	504,100.00	564,000.00	500,000.00	0.00	59,900.00						
	Admin and General Service Department	16100500100	25,000.00	25,000.00	80,000.00	0.00	0.00	80,000.00					
	Board of Internal Revenue	22000800100	8,031,905.00	8,031,905.00	5,000,000.00	0.00	0.00	5,512,430.00					
	Customary Court of Appeal	31805200100	7,220,000.00	7,220,000.00	6,000,000.00	0.00	0.00	7,200,000.00					
	Department of Economic Affairs	16100200100	20,000.00	20,000.00	50,000.00	0.00	0.00	10,000.00					
	Department of Political and Social Services	16100700100	25,000.00										
	Government Printing Press	12301300100	29,700.00										
	Sustainable Development Goals		0.00	0.00	80,000.00	0.00	0.00						
	Department of Economic Empowerment & Poverty Alleviation		0.00	0.00	0.00	0.00	0.00						
	Department of Executive Council Matters (EXCO)	16100300100	90,000.00	90,000.00	200,000.00	0.00	0.00	85,000.00					
	Department of Religious and Welfare Matters		250,000.00										
	Ebonyi State College of Education	51701900100	610,700.00	610,700.00	15,000,000.00	0.00	0.00	3,464,600.00					
	Ebonyi State Council on Public Procurments		271,450.00	271,450.00	350,000.00	0.00	0.00	167,950.00					
	Ebonyi State Emergency Management Agency	11100800100	500,911.19	500,911.19	360,000.00	0.00	0.00						
	Ebonyi State House of Assembly	11200300100	51,121,500.00	51,121,500.00	65,000,000.00	0.00	0.00	51,166,250.00					
	Ebonyi State House of Assembly Service Commission	11200400100	600,000.00	600,000.00	700,000.00	0.00	0.00	600,000.00					
	Ebonyi State Independent Electoral Commission	14800100100	2,260,300.00	2,260,300.00	600,000.00	0.00	0.00	1,224,650.00					
	Ebonyi State Maintenance Agency	23400400100	0.00	0.00	0.00	0.00	0.00						
	Ebonyi State Planning Commission		0.00	0.00	0.00	0.00	0.00						
	Ebonyi State Scholarship Board	51705600100	75,000.00	75,000.00	50,000.00	0.00	0.00	30,000.00					
	Ebonyi State Examination Development Centre	51700900100	100,000.00										
	Ebonyi State School of Health	52110600100	0.00	0.00	0.00	0.00	0.00						
	Ebonyi State School of Nursing	52110400100	0.00	0.00	0.00	0.00	0.00	2,909,500.00					
	Ebonyi State Universal Basic Education Board	51700300100	0.00	0.00	0.00	0.00	0.00						
	Ebonyi State University	51702100100	150,000.00	200,000.00	38,000,000.00	0.00	50,000.00	5,486,052.00					
	Ebonyi State Newspaper & Publishing Corporation	12305500100	59,400.00	59,400.00	300,000.00	0.00	0.00						
	Ebonyi State Vocational Agric Training Institute (E-VATI)	21500100400	0.00	0.00	740,000.00	0.00	0.00						
	Ebonyi State Agric Dev. Programme	21510200100	70,000.00	70,000.00	130,000.00	0.00	0.00						
	Ebonyi State Agric. Land Dev. Authority Board	21510300100	0.00	0.00	200,000.00	0.00	0.00						
	Ebonyi State Council for Arts and Culture	23600400100	45,300.00	45,300.00	80,000.00	0.00	0.00						
	Ebonyi State Investment and Property Co. Ltd	27300300100	207,000.00	207,000.00	0.00	0.00	0.00						
	Ebonyi State Sports Council	53905100100	80,000.00	80,000.00	140,000.00	0.00	0.00						
	Ebonyi State Library Board	51700800100	16,800.00	16,800.00	20,000.00	0.00	0.00						
	Ebonyi State Agency For Mass Literacy	51701000100	77,000.00	77,000.00	105,000.00	0.00	0.00						
	Ebonyi Vocational College	51702622500	0.00	0.00	800,000.00	0.00	0.00						
	Ebonyi State Committee on Food and Nutrition		0.00	0.00	1,300,000.00	0.00	0.00						
	Ebonyi State Local Government Staff Pension Board	55100200100	0.00	0.00	150,000.00	0.00	0.00						
	King David Gifted Children Academy	51702622400	0.00	0.00	800,000.00	0.00	0.00						
	Exam Development Centre	51700900100	0.00	20,000.00	0.00	0.00	20,000.00						
	Fiscal Responsibility Commission	25000100100	180,000.00	240,000.00	800,000.00	0.00	60,000.00						
	Government Printing Press	12301300100	0.00	0.00	0.00	0.00	0.00						
	High Court of Justice	31805100100	6,259,300.00	6,259,300.00	7,000,000.00	0.00	0.00	7,596,800.00					
	Judicial Service Commission	31801100100	2,700,000.00	2,700,000.00	2,200,000.00	0.00	0.00	3,300,000.00					
	Liason office Abuja	16102100200	477,500.00	4,665,333.33	4,080,000.00	0.00	4,187,833.33	4,566,600.00					
	Liason office Lagos	16102100100	796,000.00	796,000.00	910,000.00	0.00	0.00	739,500.00					
	Local Government Service Commission	14700200100	0.00	0.00	0.00	0.00	0.00	100,000.00					
	Ministry of Grants & Donor Agencies	16500100100	0.00	0.00	210,000.00	0.00	0.00						
	Ministry of Market Development & Management	26900100100	250,000.00	250,000.00	50,000.00	0.00	0.00						
	Ministry of Investments	27300100100	994,000.00	994,000.00	0.00	0.00	0.00						
	Ministry of Agriculture and Natural Resources	21500100100	780,000.00	853,333.33	500,000.00	0.00	73,333.33	535,000.00					
	Ministry of Budget & Planning		0.00	158,600.00	430,000.00	0.00	158,600.00	1,158,500.00					
	Ministry of Business Development	26800100100	93,810.00	325,080.00	550,000.00	0.00	231,270.00	170,830.00					
	Ministry of Commerce and Industry	22200100100	800,000.00	800,000.00	520,000.00	0.00	0.00	234,500.00					
	Ministry of Culture and Tourism	23600100100	1,000,000.00	1,000,000.00	500,000.00	0.00	0.00	400,000.00					
	Ministry of Education	51700100100	335,000.00	335,000.00	450,000.00	0.00	0.00	218,500.00					
	Ministry of Environment	53500100100	400,000.00	533,333.33	500,000.00	0.00	133,333.33	140,000.00					
	Ministry of Finance and Economic Development	22000100100	594,825.00	615,766.67	11,300,000.00	0.00	20,941.67	30,713,035.00					
	Ministry of Health	52100100100	4,131,000.00	4,131,000.00	1,150,000.00	0.00	0.00	300,000.00					
	Ministry of Housing & Urban Development	26200100100	710,000.00	710,000.00	900,000.00	0.00	0.00	125,000.00					
	Ministry of Human Capital	22700100100	410,000.00	410,000.00	500,000.00	0.00	0.00	159,000.00					
	Ministry of Information and State Orientation	12300100100	500,000.00	539,999.67	530,000.00	0.00	39,999.67	588,300.00					
	Ministry of Infrastructure	26700100100	493,600.00	493,600.00	200,000.00	0.00	0.00	22,000.00					
	Ministry of Internal Security	16400100100	5,260,000.00	5,260,000.00	500,000.00	0.00	0.00	250,000.00					
	Ministry of Justice	32600100100	176,000.00	226,666.67	350,000.00	0.00	50,666.67	143,000.00					
	Ministry of Land and Survey	26000100100	225,000.00	266,666.67	500,000.00	0.00	41,666.67	384,000.00					
	Ministry of Local Government and Chieftaincy Matters	55100100100	562,000.00	562,000.00	480,000.00	0.00	0.00						
	Ministry of Power	26100300100	336,050.00	336,050.00	200,000.00	0.00	0.00	150,000.00					
	Ministry of Inter Governmental Affairs		0.00	0.00	650,000.00	0.00	0.00						
	Ministry of Project Monitoring	26600100100	500,000.00	500,000.00	500,000.00	0.00	0.00	437,250.00					
	Ministry of Rice Mill Development	21600100100	281,500.00	318,000.00	800,000.00	0.00	36,500.00	148,670.00					
	Ministry of Solid Minerals	27200100100	310,000.00	310,000.00	500,000.00	0.00	0.00	30,000.00					

**EBONYI STATE GOVERNMENT**  
**NOTES TO THE FINANCIAL STATEMENTS FOR THE YEAR ENDED 31ST DECEMBER, 2021**

	Ministry of Special Project	26500100100	70,000.00	126,666.67	400,000.00	0.00	56,666.67	219,000.00						
	Ministry of Water Resources	25200100100	173,000.00	230,666.67	170,000.00	0.00	57,666.67	83,000.00						
	Ministry of Women Affairs and Social Development	51400100100	0.00	0.00	0.00	0.00	0.00	58,300.00						
	Ministry of Works and Transports	23400100100	417,650.00	417,650.00	500,000.00	0.00	0.00	240,000.00						
	Ministry of Youth and Sports	53900100100	12,620.00	16,826.67	200,000.00	0.00	4,206.67	55,260.00						
	Office of the Accountant General	22000700100	2,228,430.00	2,301,533.33	1,000,000.00	0.00	73,103.33	1,719,487.00						
	Office of the Auditor General	14000100100	347,525.00	347,525.00	200,000.00	0.00	0.00	77,230.00						
	Office of the Deputy Governor	11100100200	174,533,200.30	174,533,200.30	80,000,000.00	0.00	0.00	122,984,900.00						
	Office of the Executive Governor	11100100100	174,487,611.33	178,724,615.13	250,300,000.00	0.00	4,237,003.80	188,388,911.83						
	Office of the Head of Service	12500100100	990,200.00	990,200.00	500,000.00	0.00	0.00	518,000.00						
	Office of the Secretary to the State Government	16100100100	210,753,339.19	210,753,339.19	1,814,868.00	0.00	0.00	7,808,575.90						
	Office of the Surveyor-General	26000200100	205,900.00	205,900.00	200,000.00	0.00	0.00	120,200.00						
	Secondary Education Board	51705100000	0.00	0.00	0.00	0.00	0.00							
	State Civil Service Commission	14700100100	686,900.00	686,900.00	400,000.00	0.00	0.00	447,500.00						
	Ebonyi State College of Education	51701900100	0.00	0.00	0.00	0.00	0.00							
	<b>Total</b>		<b>666,933,157.01</b>	<b>676,121,148.81</b>	<b>510,219,868.00</b>	<b>0.00</b>	<b>9,187,991.80</b>	<b>453,267,281.73</b>						
							0.00							
							0.00							
I	<b>FINANCIAL CHARGES</b>													
	Ebonyi State Emergency Mgt Agency	11100800100	2,088.81	2,088.81	10,000.00	0.00	0.00							
	Liason Office Lagos	16102100100	8,700.00	11,600.00	10,000.00	0.00	2,900.00							
	Ebonyi State Civil Service Commission	14700100100	7,000.00	9,333.33	50,000.00	0.00	2,333.33							
	Abakaliki Capital Development Board	46300100100	0.00	0.00	20,000.00	0.00	0.00							
	Ebonyi State College of Education	51701900100	54,836.73	54,836.73	3,000,000.00	0.00	0.00							
	Board of Internal Revenue	22000800100	33,000.00	44,000.00	100,000.00	0.00	11,000.00	23,500.00						
	Ebonyi State House of Assembly Service Commission	11200400100	0.00	0.00	60,000.00	0.00	0.00	30,000.00						
	Ebonyi State School of Health	52110600100	0.00	0.00	0.00	0.00	0.00	46,987.22						
	Ebonyi State School of Nursing	52110400100	0.00	0.00	0.00	0.00	0.00	6,457.31						
	Ebonyi State University	51702100100	7,469,464.15	7,469,464.15	7,000,000.00	0.00	0.00	4,451,832.85						
	Ebonyi State House of Assembly	11200300100	0.00	0.00	5,200,000.00	0.00	0.00							
	Ebonyi State Vocational Agric Training Institute (E-VATI)	21500100400	0.00	0.00	100,000.00	0.00	0.00							
	Ebonyi State Vocational College	51702622500	0.00	0.00	100,000.00	0.00	0.00							
	Local Government Pension Board	55100200100	0.00	0.00	10,000.00	0.00	0.00							
	Ebonyi State Agric Dev. Programme	21510200100	0.00	0.00	10,000.00	0.00	0.00							
	Ebonyi State Agricultural Land Dev. Authority Board	21510300100	0.00	0.00	20,000.00	0.00	0.00							
	Fiscal Responsibility Commission	25000100100	0.00	0.00	50,000.00	0.00	0.00							
	Ebonyi State Sports Council	53905100100	0.00	0.00	10,000.00	0.00	0.00							
	Ministry of Health	52100100100	44,500.00	59,333.33	50,000.00	0.00	14,833.33							
	Ministry of Education	51700100100	0.00	0.00	30,000.00	0.00	0.00							
	Ministry of Youth and Sports	53900100100	5,498.82	5,498.82	10,000.00	0.00	0.00							
	Judicial Service Commission	31801100100	0.00	0.00	30,000.00	0.00	0.00							
	Ministry of Market Development & Management	26900100100	0.00	0.00	50,000.00	0.00	0.00							
	Ministry of Business Development	26800100100	0.00	0.00	20,000.00	0.00	0.00							
	Ministry of Infrastructural Development and Concession	26700100100	0.00	0.00	50,000.00	0.00	0.00							
	Ministry of Project Monitoring and Evaluation	26600100100	0.00	0.00	20,000.00	0.00	0.00							
	Ministry of Special Projects	26500100100	0.00	0.00	50,000.00	0.00	0.00							
	Ministry of Housing and Urban Development	26200100100	0.00	0.00	10,000.00	0.00	0.00							
	Ministry of Power & Energy	26100300100	0.00	0.00	20,000.00	0.00	0.00							
	Ministry of Lands and Survey	26000100100	0.00	0.00	50,000.00	0.00	0.00							
	Ministry of Water Resources	25200100100	0.00	0.00	10,000.00	0.00	0.00							
	Ministry of Culture and Tourism	23600100100	0.00	0.00	10,000.00	0.00	0.00							
	Ministry of Commerce & Industry	22200100100	0.00	0.00	50,000.00	0.00	0.00							
	Ministry of Agriculture & Natural Resources	21500100100	0.00	0.00	10,000.00	0.00	0.00							
	Ministry of Inter Governmental Affairs		0.00	0.00	30,000.00	0.00	0.00							
	Ministry of Education	51700100100	0.00	0.00	0.00	0.00	0.00							
	Ministry of Finance and Economic Development	22000100100	270,000.00	270,000.00	1,050,000.00	0.00	0.00	5,000.00						
	Ministry of Human Capital	22700100100	0.00	0.00	50,000.00	0.00	0.00							
	Ministry of Works and Transport	23400100100	29,200.00	87,600.00	50,000.00	0.00	58,400.00							
	Internal Revenue Board	22000800100					0.00							
	Office of the Accountant General	22000700100	688,379,468.38	762,745,641.16	2,703,840,592.43	0.00	74,366,172.78							
	Office of the State Auditor General	14000100100	0.00	0.00	50,000.00	0.00	0.00							
	Office of the Deputy Governor	11100100200	0.00	0.00	100,000.00	0.00	0.00							
	Office of the Executive Governor	11100100100	0.00	0.00	250,000.00	0.00	0.00							
	Office of the Secretary to the State Government	16100100100	0.00	0.00	0.00	0.00	0.00	1,000.00						
	Office of the Surveyor General	26000200100	0.00	0.00	20,000.00	0.00	0.00							
	<b>Total</b>		<b>696,303,756.89</b>	<b>770,759,396.33</b>	<b>2,721,660,592.43</b>	<b>0.00</b>	<b>74,455,639.44</b>	<b>4,564,777.38</b>						
J	Other Overhead Costs By Administrative Classification													
	Abakaliki Capital Territory	46300100100	1,378,050.00	1,378,050.00	1,410,000.00	0.00	0.00	4,500,000.00						
	Board of Internal Revenue	22000800100	3,354,745.00	3,634,226.67	5,980,000.00	0.00	279,481.67	2,662,725.00						
	Customary Court of Appeal	31805200100	1,430,000.00	1,430,000.00	1,470,000.00	0.00	0.00	769,000.00						
	Department of Economic Affairs	16100200100	10,000.00	13,333.33	60,000.00	0.00	3,333.33							





**EBONYI STATE GOVERNMENT**  
**NOTES TO THE FINANCIAL STATEMENTS FOR THE YEAR ENDED 31ST DECEMBER, 2021**

	Ebonyi State Operations and Co-Ordinating Unit	23800200100	0.00	0.00	0.00	0.00	0.00	0.00	0.00				
	Ebonyi State Road Maintenance Agency	23400400100	0.00	0.00	0.00	0.00	0.00	0.00	1,000,000.00				
	Ebonyi State Tourism Board	23605200100	0.00	0.00	0.00	0.00	0.00	0.00	0.00				
	Ebonyi State Vocational Agric Training Institute	21500100400	0.00	0.00	6,000,000.00	0.00	0.00	0.00					
	Ebonyi Transport Service (EBORTRANS)	22905300100	0.00	0.00	0.00	0.00	0.00	0.00	0.00				
	Ebonyi State Agric Land Dev Authority	21510200100	0.00	-	1,874,000.00			0.00					
	Ebonyi State Land Information System (EBLI)	26000300100	0.00	-	5,300,000.00			0.00					
	Ebonyi Vocational Agric Training Insitute (E-Vati)	21511000300	0.00	-	6,000,000.00	0.00	0.00	0.00	0.00				
	EBRUWASSA	23405400200	0.00	0.00	0.00	0.00	0.00	0.00	0.00				
	Fiscal Responsibility Commission	22001300100	750,000.00	800,000.00	10,100,000.00	0.00	50,000.00	1,800,000.00					
	Ministry of Agriculture and Natural Resources	21500100100	2,950,000.00	4,266,666.67	2,640,000.00	0.00	1,316,666.67	2,250,000.00					
	Ministry of Budget & Planning	23800100100	1,285,450.00	1,600,000.00	3,620,000.00	0.00	314,550.00	2,579,700.00					
	Ministry of Business Development	26800100100	900,000.00	1,400,000.00	4,322,000.00	0.00	500,000.00	0.00					
	Ministry of Commerce and Industry	22200100100	1,666,666.67	1,666,666.67	2,726,000.00	0.00	0.00	1,455,000.00					
	Ministry of Culture and Tourism	23600100100	1,466,666.67	1,466,666.67	2,326,000.00	0.00	0.00	1,000,000.00					
	Ministry of Finance and Economic Development	22000100100	11,580,335.72	11,580,335.72	1,049,356,000.00		0.00	76,382,460.00					
	Ministry of Housing & Urban Development	26001000100	500,000.00	666,666.67	2,505,000.00		166,666.67	900,000.00					
	Ministry of Infrastructure	23400500100	300,000.00	666,666.67	1,874,000.00	0.00	366,666.67	1,100,000.00					
	Ministry of Investment	22001300100	(50,000.00)	200,000.00	0.00	0.00	250,000.00	0.00					
	Ministry of Land & Survey	26000100100	533,333.33	533,333.33	21,883,000.00	0.00	0.00	1,079,500.00					
	Ministry of Power	26100100100	18,161,000.00	18,544,333.33	2,020,000.00	0.00	383,333.33	2,087,400.00					
	Ministry of Project Monitoring	26500100100	1,500,000.00	1,666,666.67	2,284,000.00	1.00	166,666.67	1,905,000.00					
	Ministry of Rice Mill Development	21600100100	1,850,000.00	1,933,333.33	4,200,000.00	0.00	83,333.33	450,000.00					
	Ministry of Solid Minerals	23305100100	2,046,400.00	2,328,533.33	4,040,000.00	0.00	282,133.33	11,665,000.00					
	Ministry of Special Project	23400400200	500,000.00	533,333.33	1,866,000.00	0.00	33,333.33	400,000.00					
	Ministry of Water Resouces	26100100100	1,093,333.33	1,093,333.33	2,920,000.00	0.00	0.00	5,922,800.00					
	Ministry of Human Capital Dev. & Monitoring	22700100100	8,332,000.00	10,122,666.67	105,410,000.00	0.00	1,790,666.67						
	Ministry of Market Development & Management	26900100100	1,082,000.00	-	5,554,000.00	0.00	0.00						
	Ministry of Works and Transports	23400100100	650,000.00	1,050,000.00	1,640,000.00	0.00	400,000.00	1,146,000.00					
	Office of the Accountant General	22000700100	806,908,353.74	806,908,353.74	5,634,594,826.86	0.00	0.00	16,929,700.00					
	Office of the Surveyor- General	26000200100	466,666.67	466,666.67	1,300,000.00	0.00	0.00	600,000.00					
	Revenue Appeal Comssion	22000800200	0.00	0.00	0.00	0.00	0.00	0.00					
	<b>TOTAL ECONOMIC SECTOR</b>		<b>885,312,206.13</b>	<b>891,394,222.80</b>	<b>6,911,809,826.86</b>	<b>0.00</b>	<b>7,234,016.67</b>	<b>1,230,030,109.50</b>					
<b>C</b>	<b>LAW AND JUSTICE</b>	<b>3</b>											
	Customary Court of Appeal	32605200100	29,140,000.00	29,253,333.32	25,320,000.00	0.00	113,333.32	30,000,000.00					
	High Court of Justice	32605100100	84,280,000.00	103,212,933.33	69,970,000.00	0.00	18,932,933.33	102,532,526.20					
	Judicial Service Commission	31801100100	4,500,000.00	4,666,666.67	6,010,000.00	0.00	166,666.67	6,000,000.00					
	Ministry of Justice	32600100100	233,298,000.00	238,040,000.00	128,840,000.00	0.00	4,742,000.00	176,755,505.63					
	<b>TOTAL LAW AND JUSTICE</b>		<b>351,218,000.00</b>	<b>375,172,933.32</b>	<b>230,140,000.00</b>	<b>0.00</b>	<b>23,954,933.32</b>	<b>315,288,031.83</b>					
<b>D</b>	<b>REGIONAL SECTOR</b>	<b>4</b>											
	Abakalki Capital Development Board	45100100100	5,000,000.00	5,418,533.33	5,030,000.00	0.00	418,533.33	4,500,000.00					
	Ministry of Capital City Development		500,000.00	500,000.00			0.00						
	<b>TOTAL REGIONAL SECTOR</b>		<b>5,500,000.00</b>	<b>5,918,533.33</b>	<b>5,030,000.00</b>	<b>0.00</b>	<b>418,533.33</b>	<b>4,500,000.00</b>					
<b>E</b>	<b>SOCIAL SECTOR</b>	<b>5</b>											
	Local Government Staff Pension Board	55100200100	0.00	-	1,066,000.00	0.00	0.00	0.00					
	Ebonyi State Agency for Mass Literacy	51701000100	230,000.00	233,333.33	869,000.00	0.00	3,333.33	275,000.00					
	Ebonyi State College of Education	51701900100	38,544,405.22	42,003,767.93	149,452,000.00	0.00	3,459,362.71	31,420,272.42					
	Ebonyi State Health Insurance Agency	52110300300	0.00	0.00	0.00	0.00	0.00	0.00					
	Ebonyi State Library Board	51700800100	80,000.00	106,666.67	255,000.00	0.00	26,666.67	110,000.00					
	Ebonyi State Scholarship Board	51705600100	120,000.00	120,000.00	320,000.00	0.00	0.00	120,000.00					
	Ebonyi State Committee on Food and Nutrition		0.00	-	12,000,000.00		0.00						
	Ebonyi State Sports Council		213,333.33	213,333.33	1,040,000.00	0.00	0.00						
	Ebonyi State School of Health	52100100200	0.00	-	10,000,000.00	0.00	0.00	20,401,507.22					
	Ebonyi State School of Nursing	52100400100	0.00	0.00	0.00	0.00	0.00	16,481,414.50					
	Ebonyi State Universal Basic Education Board	51700300100	0.00	0.00	0.00	0.00	0.00	0.00					
	Ebonyi State University	51702100100	572,941,301.42	582,105,179.23	1,673,169,939.92	0.00	9,163,877.81	1,274,797,425.63					
	Ebonyi State Vocational College	51702000200	0.00	-	6,000,000.00	0.00	0.00	0.00					
	Exam Development Centre	51700900100	26,666.67	26,666.67	0.00	0.00	0.00	20,806,512.00					
	King David Gifted Children Academy	51703000200	20,000,000.00	20,000,000.00	6,000,000.00	0.00	0.00	0.00					
	Ministry of Education	51700100100	129,771,881.33	194,470,013.56	305,620,000.00	0.00	64,698,132.23	3,592,021.25					
	Ministry of Environment	53500100100	6,160,000.00	6,360,000.00	4,060,000.00	0.00	200,000.00	1,100,000.00					
	Ministry of Health	52100100100	16,131,000.00	16,574,666.66	156,102,000.00	0.00	443,666.66	416,663,861.50					
	Ministry of Local Government and Chieftaincy Matters	55100100100	625,000.00	625,000.00	2,040,000.00	0.00	0.00	0.00					
	Ministry of Women Affairs and Social Development	51400100100	2,715,000.00	2,820,000.01	8,460,000.00	0.00	105,000.01	2,910,000.00					
	Ministry of Youth and Sports	51300100100	31,951,000.00	32,201,480.00	8,450,000.00	0.00	250,480.00	16,100,000.00					
	Primary Health Care Dev. Agency	52100300100	0.00	0.00	0.00	0.00	0.00	0.00					
	Secondary Education Board	51705100100	0.00	0.00	0.00	0.00	0.00	0.00					
	Senior Speical Assistant on Higher Educatoin	51703000100	0.00	0.00	0.00	0.00	0.00	0.00					



**EBONYI STATE GOVERNMENT**

**NOTES TO THE FINANCIAL STATEMENTS FOR THE YEAR ENDED 31ST DECEMBER, 2021**

	Senior Speical Assistant on Private Sch	51703000200	0.00	0.00	0.00	0.00	0.00	0.00	0.00					
	State Hospital Management Board	52110200100	66,666.67	66,666.67	470,000.00	0.00	0.00	63,600.00						
	State Sports Council	53900100100	0.00	0.00	0.00	0.00	0.00	255,000.00						
	<b>TOTAL SOCIAL SECTOR</b>		<b>819,576,254.64</b>	<b>897,926,774.06</b>	<b>2,345,373,939.92</b>	<b>0.00</b>	<b>78,350,519.42</b>	<b>1,805,096,614.52</b>						
	<b>GRAND TOTAL</b>		<b>18,047,544,061.30</b>	<b>18,403,565,716.80</b>	<b>20,664,365,521.53</b>	<b>0.00</b>	<b>356,021,655.50</b>	<b>13,408,305,484.35</b>						
12.1	<b>Grants to Government Owned Companies Current</b>													
	Office of the Secretary to the State Government	16100100100	298,000.00	317,866.67	317,866.67	0.00	19,866.67							
	Political and Social Service Department (PSSD)	16100700100	7,100,000.00	4,400,000.00	4,400,000.00	0.00	(2,700,000.00)							
	Ministry of Education	51700100100	550,000,000.00	1,104,717,866.67	605,500,000.00	0.00	554,717,866.67							
	<b>Total</b>		<b>557,398,000.00</b>	<b>1,109,435,733.34</b>	<b>610,217,866.67</b>	<b>0.00</b>	<b>552,037,733.34</b>							
12.2	<b>Grants to Government Owned Companies Capital</b>													
	Ministry of Education	51700100100	1,750,000,000.00	1,800,493,333.33	1,850,000,000.00	0.00	50,493,333.33							
	<b>Total</b>		<b>1,750,000,000.00</b>	<b>1,800,493,333.33</b>	<b>1,850,000,000.00</b>	<b>0.00</b>	<b>50,493,333.33</b>							
12.3	<b>Students Union Matching Grants</b>													
	Ebonyi State University	51702100100	29,819,000.00	28,696,000.00	19,349,234.43	0.00	(1,123,000.00)							
	<b>Total</b>		<b>29,819,000.00</b>	<b>28,696,000.00</b>	<b>19,349,234.43</b>	<b>0.00</b>	<b>(1,123,000.00)</b>							
		<b>NCOA CODES</b>	<b>REF. NOTES</b>	<b>ACTUAL 2021</b>	<b>ACTUAL 2020</b>									
13	<b>Public Debt Charges</b>													
13.1	<b>Internal Loans</b>													
	Bank Overdraft		0		91,130,409.90									
	Excess Crude Loan			454,277,742.02	202,593,714.06									
	Salary Bail out Loan			184,073,492.47	82,565,225.59									
	Budget Support Facility			1,004,575,298.09	427,815,100.22									
	CACS (Commercial Agriculture Credit Scheme)			475,221,571.47	616,928,196.69									
	Health Care Facility			161,077,394.16	0.00									
	<b>Total interest on Internal Loans</b>			<b>2,279,225,498.21</b>	<b>1,421,032,646.46</b>									
13.2	<b>External Loan</b>			387,936,680.20	185,664,067.63									
	<b>Total Interest on External Loans</b>			<b>387,936,680.20</b>	<b>185,664,067.63</b>									
14	<b>Investment Property - Building</b>													
	Ministry of Agriculture & Natural Resources	21500100100		435,494,361.77										
	Ministry of Power & Energy	26100300100		31,821,787.80										
	Ministry of Market Development & Management	26900100100		1,252,009,453.43										
	<b>Total</b>			<b>1,719,325,603.00</b>										
15	<b>Intangible Assets - Research and Development</b>													
	Office of the SSG.	16100100100		11,925,000.00										
	Ministry of Agriculture & Nat. Resources	21500100100		202,344,630.00										
	Ministry of Finance & Econ Dev	22000100100		2,501,000.00										
	Ministry of Human Cap Dev & Monitoring	22700100100		119,170,000.00										
	Ministry of Land & Housing	26000100100		27,310,733.50										
	Ministry of Solid Minerals	27200100100		3,569,000.00										
	Ministry of Health	52100100100		15,000,000.00										
	<b>Total</b>			<b>381,820,363.50</b>										
16	<b>Biological Assets</b>													
	Ministry of Environment	53500100100		44,826,986.05										
	<b>Total</b>			<b>44,826,986.05</b>										
17	<b>Statutory Revenue</b>		<b>A</b>	<b>B</b>	<b>C</b>	<b>D</b>	<b>E</b>	<b>F</b>	<b>G</b>	<b>H</b>	<b>I</b>			
	<b>Month</b>		<b>Statutory Allocations</b>	<b>Exchange Rate Gain Alloc.</b>	<b>Excess Crude Oil</b>	<b>Forex Equalization</b>	<b>Excess Bank Charges Refund</b>	<b>Goods and Valuable Consideration</b>	<b>None Oil Revenue</b>	<b>FGN International Fund</b>	<b>Solid Mineral Revenue</b>	<b>TOTAL</b>		
	January		2,267,062,450.14	21,301,704.75	0.00	37,827,379.45	0.00	0.00	0.00	0.00	0.00	2,326,191,534.34		
	February		2,453,687,877.87	0.00	0.00	0.00	0.00	0.00	0.00	0.00	0.00	2,453,687,877.87		
	March		2,141,725,496.02	0.00	0.00	46,136,635.56	3,173,849.58	0.00	0.00	0.00	0.00	2,191,035,981.16		
	April		2,407,281,045.44	17,134,603.19	0.00	0.00	0.00	0.00	0.00	0.00	0.00	2,424,415,648.63		
	May		2,609,268,683.72	12,239,723.62	0.00	0.00	3,451,746.91	0.00	0.00	0.00	0.00	2,624,960,154.25		
	June		2,543,312,219.76	9,352,391.07	0.00	0.00	0.00	0.00	0.00	0.00	77,862,756.77	2,630,527,367.60		
	July		3,370,601,345.26	20,739,661.69	0.00	0.00	0.00	0.00	0.00	0.00	0.00	3,391,341,006.95		
	August		3,578,011,548.77	13,260,578.11	0.00	0.00	0.00	0.00	0.00	0.00	0.00	3,591,272,126.88		
	September		3,136,500,687.44	15,535,113.30	0.00	0.00	2,469,589.11	0.00	0.00	0.00	0.00	3,154,505,389.85		
	October		3,303,301,680.87	16,743,891.78	0.00	0.00	0.00	0.00	0.00	0.00	0.00	3,320,045,572.65		
	November		3,106,623,327.35	17,406,223.20	0.00	0.00	0.00	0.00	0.00	0.00	0.00	3,124,029,550.55		
	December		2,774,654,422.11	23,281,711.52	0.00	0.00	2,686,174.51	0.00	0.00	0.00	0.00	2,800,622,308.14		
	<b>Total</b>		<b>33,692,030,784.75</b>	<b>166,995,602.23</b>	<b>0.00</b>	<b>83,964,015.01</b>	<b>11,781,360.11</b>	<b>0.00</b>	<b>0.00</b>	<b>0.00</b>	<b>77,862,756.77</b>	<b>34,032,634,518.87</b>		

**EBONYI STATE GOVERNMENT**  
**NOTES TO THE FINANCIAL STATEMENTS FOR THE YEAR ENDED 31ST DECEMBER, 2021**

18	PURCHASE/CONSTRUCTION OF PROPERTY, PLANTS AND EQUIPMENT		A	B	C	D	E	F	G	H	I	
		NCOA CODES	Land and Building 320101	Infrastructure - Water 320102	Infrastructure - Others 320103	Plants and Machinery 320104	Furniture and Fittings 320105	Motor Vehicles 320106	Office & Other Equipment 320107	Under Construction	IT Equipment 320108	Total
			N	N	N	N	N	N	N	N	N	N
	Abakaliki Capital Territory		17,500,000.00	0.00	0.00	825,000.00	0.00	0.00	0.00	0.00	0.00	18,325,000.00
	Customary Court of Appeal	26052001	9,000,000.00	0.00	0.00	0.00	0.00	0.00	0.00	0.00	0.00	9,000,000.00
	Ebonyi Broadcasting Corporation	23003001	0.00	0.00	0.00	0.00	0.00	0.00	0.00	0.00	0.00	0.00
	Ebonyi Road Maintenance Agency	34004001	0.00	0.00	75,198,346.48	0.00	0.00	0.00	0.00	0.00	0.00	75,198,346.48
	Ebonyi State Council of Public Procurement	11010001	0.00	0.00	0.00	0.00	0.00	0.00	1,300,000.00	0.00	0.00	1,300,000.00
	Ebonyi State House of Assembly	12003001	200,077,602.81	0.00	0.00	0.00	5,000,000.00	650,000,000.00	17,000,000.00	0.00	25,000,000.00	897,077,602.81
	Ebonyi State School of Health	52110600	0.00	0.00	0.00	0.00	0.00	0.00	0.00	0.00	0.00	0.00
	Ebonyi State School of Nursing	52110400	0.00	0.00	0.00	0.00	0.00	0.00	0.00	0.00	0.00	0.00
	Ebonyi State Arts and Culture	23600400	0.00	0.00	0.00	0.00	0.00	0.00	4,500,000.00	0.00	0.00	4,500,000.00
	Ebonyi State Vocational Education	17002000	0.00	0.00	0.00	0.00	0.00	0.00	0.00	0.00	0.00	0.00
	EB-RUWASSA	61054002	0.00	0.00	0.00	0.00	0.00	0.00	0.00	0.00	0.00	0.00
	Judicial High Court	26051001	117,202,675.75	0.00	0.00	0.00	0.00	147,580,880.56	0.00	0.00	0.00	264,783,556.31
	Judicial Service Commission	18011001	0.00	1,000,000.00	0.00	0.00	0.00	0.00	1,300,000.00	0.00	1,700,000.00	4,000,000.00
	Ministry of Agriculture	15001001	882,677,044.63	0.00	0.00	17,450,162.47	0.00	0.00	3,864,303.76	0.00	0.00	903,991,510.86
	Ministry of Commerce	22001001	0.00	0.00	0.00	0.00	0.00	0.00	0.00	0.00	0.00	0.00
	Ministry of Culture & Tourism	36001001	27,503,669.17	0.00	0.00	0.00	0.00	0.00	0.00	0.00	0.00	27,503,669.17
	Ministry of Education	51700100	0.00	0.00	18,700,000.00	0.00	0.00	0.00	15,146,330.00	0.00	0.00	33,846,330.00
	Ministry of Environment	35001001	0.00	0.00	53,669,477.50	292,371,000.00	0.00	0.00	0.00	0.00	0.00	346,040,477.50
	Ministry of Finance	20001001	0.00	0.00	0.00	0.00	1,240,000.00	0.00	1,999,500.00	0.00	5,267,500.00	8,507,000.00
	Ministry of Health	21001001	7,676,110,110.21	0.00	0.00	0.00	0.00	0.00	4,494,502,219.99	0.00	0.00	12,170,612,330.20
	Ministry of Housing	60010002	3,601,466,248.47	0.00	31,368,080.95	0.00	21,123,031.00	0.00	0.00	0.00	0.00	3,653,957,360.42
	Ministry of Human Capital	11020001	0.00	0.00	0.00	0.00	0.00	0.00	0.00	0.00	0.00	0.00
	Ministry of Information	23001001	0.00	0.00	0.00	0.00	0.00	0.00	0.00	0.00	8,462,000.00	8,462,000.00
	Ministry of Infrastructure	34004001	4,566,767,497.22	0.00	7,723,386,792.71	209,786,391.24	667,781,042.38	3,762,500.00	2,877,790,972.88	0.00	0.00	16,049,275,196.43
	Ministry of Internal Security	11004001	0.00	0.00	0.00	86,058,925.00	0.00	581,601,672.97	0.00	0.00	175,761,712.50	843,422,310.47
	Ministry of Justice	32600100	0.00	0.00	0.00	0.00	0.00	0.00	2,000,000.00	0.00	0.00	2,000,000.00
	Ministry of Lands	60001001	417,885,517.54	0.00	0.00	0.00	0.00	1,240,000.00	3,151,000.00	0.00	0.00	422,276,517.54
	Ministry of Power	61001001	0.00	0.00	1,497,645,444.43	55,665,725.07	0.00	0.00	0.00	0.00	0.00	1,553,311,169.50
	Ministry of Project Monitoring	11021009	0.00	0.00	11,580,040.00	0.00	0.00	0.00	0.00	0.00	0.00	11,580,040.00
	Ministry of Solid Minerals	22051001	0.00	0.00	0.00	0.00	0.00	0.00	0.00	0.00	0.00	0.00
	Ministry of Water Resourc	61054001	0.00	168,204,972.70	0.00	0.00	0.00	0.00	0.00	0.00	0.00	168,204,972.70
	Ministry of Women Affairs	51400100	0.00	0.00	0.00	0.00	0.00	0.00	0.00	0.00	0.00	0.00
	Ministry of Market Development	26900100	21,563,042.40	0.00	0.00	0.00	0.00	0.00	0.00	0.00	0.00	21,563,042.40
	Ministry of works & Transport	34001001	100,000,000.00	0.00	10,120,036,819.20	0.00	0.00	0.00	0.00	0.00	0.00	10,220,036,819.20
	Ministry of Youth & Sports	13001001	223,732,489.50	0.00	19,295,000.00	0.00	0.00	0.00	25,680,000.00	0.00	0.00	268,707,489.50
	Ministry Special Projects	11013002	0.00	0.00	0.00	0.00	0.00	0.00	0.00	0.00	0.00	0.00
	Ebonyi State Emergency Mgt Agency	11100800	0.00	0.00	0.00	0.00	0.00	0.00	22,200,000.00	0.00	0.00	22,200,000.00
	Ebonyi State Health Insurance Agency	52100200	0.00	0.00	0.00	0.00	0.00	3,000,000.00	7,480,000.00	0.00	0.00	10,480,000.00
	Ebonyi State Universal Basic Education Board	51700300	2,006,266,215.86	0.00	791,766,512.20	0.00	0.00	0.00	0.00	0.00	0.00	2,798,032,728.06
	Ebonyi State College of Education, Ikwo	51701900	683,801,101.15	0.00	0.00	0.00	0.00	0.00	0.00	0.00	0.00	683,801,101.15
	Ebonyi State University, Abakaliki	51702100	2,392,534,089.01	0.00	75,731,015.00	0.00	0.00	0.00	145,397,713.20	0.00	0.00	2,613,662,817.21
	King David Academy	51702622	0.00	0.00	0.00	0.00	4,100,000.00	0.00	4,750,855.00	0.00	0.00	8,850,855.00
	Department of Small and Medium Scale Enterprise	51702623	0.00	0.00	7,935,000.00	0.00	0.00	0.00	0.00	0.00	0.00	7,935,000.00
	Agency for Mass Literacy	51701000	0.00	0.00	0.00	0.00	0.00	0.00	0.00	0.00	0.00	0.00
	Women Development Center	51400200	5,417,500.00	0.00	0.00	0.00	0.00	0.00	0.00	0.00	0.00	5,417,500.00
	Liason office Abuja	16102100	393,452,158.55	0.00	0.00	0.00	0.00	0.00	0.00	0.00	0.00	393,452,158.55
	Office of the Accountant General	20007001	0.00	12,280,059.57	0.00	0.00	0.00	0.00	0.00	0.00	0.00	12,280,059.57
	Office of the Deputy Governor	11100100	8,972,471.08	0.00	15,398,000.00	0.00	0.00	0.00	0.00	0.00	0.00	24,370,471.08
	Office of the Executive Governor	11001001	0.00	0.00	0.00	0.00	0.00	0.00	10,352,053.51	0.00	59,068,700.00	69,420,753.51
	Office of the SA to Governor on ICT	23013002	0.00	0.00	0.00	0.00	0.00	0.00	0.00	0.00	0.00	0.00
	Office of the Secretary to State Govt	11013001	213,283,846.32	0.00	0.00	0.00	11,925,000.00	381,757,205.00	0.00	0.00	0.00	606,966,051.32
	Office of the Surveyor General	60002001	0.00	0.00	0.00	0.00	0.00	0.00	0.00	0.00	0.00	0.00
	State Civil Service Commission	47001001	0.00	0.00	0.00	0.00	0.00	0.00	0.00	0.00	2,379,600.00	2,379,600.00
	Internal Revenue Service	22000800	0.00	0.00	0.00	0.00	0.00	0.00	0.00	0.00	0.00	0.00
	<b>Total</b>		<b>23,565,213,279.67</b>	<b>181,485,032.27</b>	<b>20,441,710,528.47</b>	<b>662,157,203.78</b>	<b>714,169,073.38</b>	<b>1,765,942,258.53</b>	<b>7,638,414,948.34</b>	<b>0.00</b>	<b>277,639,512.50</b>	<b>55,246,731,836.94</b>
		NCOA CODES	REF. NOTES	ACTUAL 2021	FINAL BUDGET 2021	ORIGINAL BUDGET 2021	SUPPLEMENTARY BUDGET 2021	VARIANCE ON FINAL BUDGET 2021	ACTUAL 2020			
19	Capital Expenditures											
	Capital Expenditures By Sector and Administrative Classification		1	-								
A	ADMINISTRATIVE SECTOR											
	Department of Small and Medium Scale Enterprise	11020002		7,935,000.00	7,935,000.00	34,500,000.00		0.00	0.00			
	Directorate of Attitudinal Change	11188001		0.00	-	18,610,000.00		0.00				

**EBONYI STATE GOVERNMENT**  
**NOTES TO THE FINANCIAL STATEMENTS FOR THE YEAR ENDED 31ST DECEMBER, 2021**

	Department of Economic Affairs	16100200	0.00	-	600,000.00		0.00		
	Executive Council (EXCO) Department	16100300	0.00	-	400,000.00		0.00		
	Depart. Of Credit Intervention Fund		0.00	-	500,000.00		0.00		
	Department of General Services	16100500	0.00	0.00	0.00		0.00		
	Political and Social Services Department (PSSD)	16100700	0.00	-	1,130,000.00		0.00		
	Ebonyi State Community and Social Development Agency (EBCSDA)		0.00	50,000,000.00	50,000,000.00				
			0.00	0.00	37,100,000.00		0.00	1,600,000.00	
	Ebonyi Broadcasting Corporation	23003001	0.00	0.00	6,500,000.00		0.00	0.00	
	Ebonyi Business Environment Agency	11020003	0.00	-	37,100,000.00		0.00	6,000,000.00	
	Ebonyi State Council of Public Procurement	11010001	1,300,000.00	1,300,000.00	13,620,000.00		0.00	0.00	
	Ebonyi State Emergency Mgt. Agency (SEMA)	11008001	22,200,000.00	22,200,000.00	51,700,000.00		0.00	455,429,130.00	
	Ebonyi State House of Assembly	12003001	897,077,602.81	897,077,602.81	656,000,000.00		0.00	0.00	
	Ebonyi State House of Assembly Service Commission	12004001	0.00	-	38,500,000.00		0.00	0.00	
	Ebonyi State Independent Electoral Commission	48001001	0.00	-	6,800,000.00		0.00	0.00	
	Ebonyi State Newspaper & Publishing Corporation	23055001	0.00	0.00	1,300,000.00		0.00		
	Ebonyi State Agency for Control of AIDS		0.00	-	77,000,000.00		0.00	0.00	
	Government Printing and Stationery Department	23013001	0.00	-	25,400,000.00		0.00	0.00	
	Liaison Office - Lagos	11021001	0.00	-	4,395,300.00		0.00	0.00	
	Liaison Office, Aba/Port Harcourt	11021005					0.00	0.00	
	Liaison Office, Abuja	11021002	393,452,158.55	551,505,963.28	162,500,000.00		(158,053,804.73)	0.00	
	Liaison Office, Enugu/Anambra	11021004	0.00	-	1,000,000.00		0.00	0.00	
	Liaison Office, Owerri	11021007	0.00	-	1,000,000.00		0.00	0.00	
	Local Government Service Commission	47001002	0.00	-	12,000,000.00		0.00	0.00	
	Ministry of Grants and Donor Agencies	11007001	0.00	-	9,550,000.00		0.00	12,729,000.00	
	Ministry of Human Capital	11020001	0.00	0.00	0.00		0.00	1,819,812.50	
	Ministry of Information	23001001	8,462,000.00	8,462,000.00	50,500,000.00		0.00	39,251,700.00	
	Ministry of Internal Security	11004001	620,407,523.31	657,899,685.47	856,000,000.00		(37,492,162.16)		
	Ministry of Inter Governmental Affairs		0.00	-	8,845,000.00		0.00	0.00	
	Office of Auditor General - Local Government	40001002	0.00	1,860,000.00	1,860,000.00		(1,860,000.00)	2,184,956,110.98	
	Ministry of Project Monitoring	11021009	0.00	0.00	0.00		0.00	6,920,010,225.32	
	Ministry Special Projects	11013002	0.00	-			0.00	0.00	
	Office of Auditor General - State	40001001	0.00	1,250,000.00	4,375,000.00		(1,250,000.00)		
	Office of SSA on Higher Education	51700101	0.00	0.00	200,000.00		0.00		
	Office of SSA on Private Schools Development	51700102	0.00	-	200,000.00		0.00		
	Ebonyi State Audit Service Commission	14000300	0.00	1,250,000.00	5,000,000.00		(1,250,000.00)	0.00	
	Office of Religious and Welfare Matters	11021007	0.00	-	9,175,000.00		0.00	0.00	
	Office of SA on Inter Party & Labour Affairs	11187001		-	5,900,000.00		0.00	0.00	
	Office of the Deputy Governor	11001002	24,370,471.08	24,370,471.08	74,000,000.00		0.00	731,000.00	
	Office of the Executive Governor	11001001	11,857,053.51	11,857,053.51	97,000,000.00		0.00	0.00	
	Office of the Head of Service	25001001	0.00	-	5,740,000.00		0.00	6,153,000.00	
	Office of the SA to Governor on ICT	23013002		-	10,500,000.00		0.00	2,571,284,971.83	
	Office of the Secretary to State Govt	11013001	846,488,801.32	846,488,801.32	650,250,000.00		0.00	8,662,000.00	
	State Civil Service Commission	47001001	2,379,600.00	2,379,600.00	14,338,000.00		0.00	0.00	
	Sustainable Development Goals (SDG's) (PSU)	11185001	0.00	-	100,900,000.00		0.00		
	<b>TOTAL ADMINISTRATIVE SECTOR</b>	<b>2</b>	<b>2,835,930,210.58</b>	<b>3,085,836,177.47</b>	<b>3,141,988,300.00</b>	<b>0.00</b>	<b>(199,905,966.89)</b>	<b>12,208,626,950.63</b>	
							0.00		
<b>B</b>	<b>ECONOMIC SECTOR</b>						0.00		
	Ebonyi Building Material Ind. Ltd	22056001	0.00	-	25,000,000.00		0.00	0.00	
	Ebonyi Rice World	15102003	0.00	0.00	0.00		0.00	396,662,501.99	
	Ebonyi Road Maintenance Agency	34004001	75,198,346.48	132,333,606.60	200,000,000.00		(57,135,260.12)	0.00	
	Ebonyi State Agric. Dev. Programme	15102001	0.00	0.00	7,900,000.00		0.00	0.00	
	Ebonyi State Community and Social Development Agency (EBCSDA)	11020002	0.00	-	50,000,000.00		0.00	0.00	
	Ebonyi State Council for Arts and Culture	36004001	4,500,000.00	4,500,000.00	10,000,000.00		0.00	0.00	
	Ebonyi State Fertilizer & Chemical Co. Ltd.	15110002	0.00	0.00			0.00		
	Ebonyi State Agricultural Land Dev. Authority Board	26000300	0.00	0.00	54,800,000.00		0.00	0.00	
	Ebonyi State Housing Corporation	60010001	0.00	-	8,050,000.00		0.00	0.00	
	Ebonyi State Investment and Property Ltd	20012001	0.00	-	6,004,500.00		0.00	0.00	
	Ebonyi State Operations and Co-ordinating Unit (EB-SOCU)	38001002	0.00	-	26,400,000.00		0.00	0.00	
	Ebonyi State Tourism Board	36052001	0.00	-	7,300,000.00		0.00	0.00	
	Ebonyi State Transport Service (EBOTRANS)	34053001	0.00	-	37,000,000.00		0.00	0.00	
	Ebonyi State Vocational Agric Training Institute (E-VATI)	15110002	0.00	-	27,000,000.00		0.00	2,794,800.00	
	EB-RUWASSA	61054002	0.00	-	237,500,000.00		0.00	0.00	
	FADAMA	15102002	0.00	10,000,000.00	20,000,000.00		(10,000,000.00)	0.00	
	Fiscal Responsibility Commission	20013001	0.00	-	9,700,000.00		0.00	0.00	
	Internal Revenue Board	20008001	0.00	22,000,000.00	114,000,000.00		(22,000,000.00)	196,163,902.67	
	Ministry of Agriculture	15001001	1,541,830,502.63	1,546,793,512.84	1,078,500,000.00		(4,963,010.21)	0.00	
	Ministry of Budget, Planning, Research & Monitoring	38001001	0.00	0.00	0.00		0.00	8,159,590,117.54	
	Ministry of Commerce	22001001	309,541,904.90	309,541,904.90	42,000,000.00		0.00	124,905,519.52	
	Ministry of Culture and Tourism	36001001	27,503,669.17	27,503,669.17	274,250,000.00		0.00	483,000.00	
	Ministry of Finance	20001001	25,664,700.00	663,336,029.86	0.00		(637,671,329.86)	2,798,279,678.90	
	Ministry of Housing	60010002	2,769,194,565.55	2,769,194,565.55	1,566,200,000.00		0.00	6,250,236,191.99	

**EBONYI STATE GOVERNMENT**

**NOTES TO THE FINANCIAL STATEMENTS FOR THE YEAR ENDED 31ST DECEMBER, 2021**

	Ministry of Infrastructure	34004001	14,009,258,356.64	14,586,097,290.28	13,987,049,793.48		(576,838,933.64)	0.00		
	Ministry of Investment	20013002	0.00	-	15,000,000.00		0.00	861,197,336.16		
	Ministry of Lands	60001001	449,587,251.04	449,587,251.04	543,000,000.00		0.00	3,113,562,259.09		
	Ministry of Power	61001001	1,739,415,498.00	1,739,415,498.00	4,719,000,000.00		0.00	7,346,500.00		
	Ministry of Solid Minerals	22051001	3,569,000.00	3,569,000.00	94,000,000.00		0.00	226,746,407.43		
	Ministry of Water Resourc	61054001	168,204,972.70	168,204,972.70	1,005,000,000.00		0.00	15,102,990,538.57		
	Ministry of works & Transport	34001001	12,107,283,063.07	12,107,283,063.07	9,130,135,000.00		0.00			
	Ministry of Project Monitoring and Evaluation	26600100	11,580,040.00	11,580,040.00	14,000,000.00		0.00			
	Ministry of Business Development	26800100	0.00	-	40,751,000.00		0.00			
	Ministry of Market Development & Management	26900100	1,273,572,495.86	1,303,976,288.74	2,203,816,000.00		(30,403,792.88)			
	Ebonyi State Pipes Production Limited		0.00	-	48,000,000.00		0.00			
	Ministry of Human Capital Dev. & Monitoring	22700100	119,170,000.00	350,089,379.07	3,235,000,000.00		(230,919,379.07)			
	Ebonyi State Land Information System (EBLIS)	21510300	0.00	-	30,392,157.00		0.00			
	Ministry of Special Projects	26500100	0.00	-	302,020,000.00		0.00	3,293,300.00		
	Ministry of Rice Mill	21600100	0.00	-	5,120,000.00		0.00			
	Office of the Accountant General	20007001	12,280,059.57	23,108,967.54	579,000,000.00		(10,828,907.97)	450,000.00		
	Office of the Surveyor General	60002001	0.00	-	47,000,000.00		0.00	0.00		
	Revenue Appeal Commission	20008002	0.00	-	3,600,000.00		0.00	0.00		
	Salt and Cement Production	22051002	0.00	-	46,000,000.00		0.00	0.00		
	State Statistical Bureau	38004001	0.00	0.00	0.00		0.00			
	<b>TOTAL ECONOMIC SECTOR</b>		<b>34,647,354,425.61</b>	<b>36,228,115,039.36</b>	<b>39,849,488,450.48</b>	<b>0.00</b>	<b>(1,580,760,613.75)</b>	<b>37,244,702,053.86</b>		
		3					0.00			
	<b>LAW AND JUSTICE SECTOR</b>	<b>26052001</b>					0.00			
C	Customary Court of Appeal	26051001	9,000,000.00	36,000,000.00	47,200,000.00		(27,000,000.00)	36,000,000.00		
	Judicial High Court	18011001	492,880,747.72	492,880,747.72	585,000,000.00		0.00	175,335,563.08		
	Judicial Service Commission	26001001	4,000,000.00	24,000,000.00	35,800,000.00		(20,000,000.00)	24,000,000.00		
	Ministry of Justice	32600100	2,000,000.00	2,000,000.00	25,200,000.00	0.00	0.00	0.00		
	<b>TOTAL LAW AND JUSTICE SECTOR</b>		<b>507,880,747.72</b>	<b>554,880,747.72</b>	<b>693,200,000.00</b>	<b>0.00</b>	<b>(47,000,000.00)</b>	<b>235,335,563.08</b>		
		4					0.00			
	<b>REGIONAL SECTOR</b>		<b>189,959,500.13</b>	<b>189,959,500.13</b>	<b>176,490,000.00</b>	<b>0.00</b>	<b>0.00</b>	<b>0.00</b>		
	Abakaliki Capital Territory	63001001	<b>189,959,500.13</b>	<b>189,959,500.13</b>	<b>176,490,000.00</b>	<b>0.00</b>	<b>0.00</b>	<b>0.00</b>		
	<b>TOTAL REGIONAL SECTOR</b>							<b>0.00</b>		
		5					0.00			
	<b>SOCIAL SECTOR</b>						0.00			
E	Agency for Mass Literacy	17010001	0.00	212,000.00	38,500,000.00	0.00	(212,000.00)	0.00		
	Ebonyi Hospital Management Board	21102001	0.00	-	3,830,000.00	0.00	0.00	0.00		
	Ebonyi State Agency for Control of AIDS	21033001	0.00	0.00	0.00	0.00	0.00	0.00		
	Ebonyi State College of Education	17019001	683,801,101.15	1,033,801,101.15	693,780,192.08	0.00	(350,000,000.00)	481,921,509.86		
	Ebonyi State Health Insurance Agency	21004001	10,480,000.00	10,480,000.00	77,450,000.00	0.00	0.00	0.00		
	Ebonyi State Library Board	17008001	0.00	-	15,633,500.00	0.00	0.00	0.00		
	Ebonyi State Primary Health Care Development Agency	21003001	0.00	-	136,950,000.00	0.00	0.00	0.00		
	Ebonyi State School of Health	21026001	0.00	-	155,000,000.00	0.00	0.00	0.00		
	Ebonyi State School of Nursing	21033001	0.00	-	143,000,000.00	0.00	0.00	0.00		
	Ebonyi State Sports Council	13051001	0.00	-	22,200,000.00	0.00	0.00	0.00		
	Ebonyi State Universal Basic Education Board	17003001	2,798,032,728.06	2,798,032,728.06	6,240,310,308.00	0.00	0.00	6,625,776,577.44		
	Ebonyi State University	17021001	2,580,477,984.37	2,630,946,768.37	5,099,086,559.40		(50,468,784.00)	1,470,795,136.31		
	Ebonyi State Committee on Food and Nutrition		0.00	-	55,083,023.53		0.00			
	Ebonyi State Vocational Education	17002000	0.00	-	112,500,000.00		0.00	67,918,076.25		
	Examinations Development Centre	17009001	0.00	-	4,250,000.00		0.00	0.00		
	King David Gifted Children	17003000	8,850,855.00	14,100,000.00	105,000,000.00		(5,249,145.00)	0.00		
	Local Government Staff Pension Board	51002001	0.00	-	14,000,000.00		0.00	0.00		
	Ministry of Education	17001001	33,846,330.00	170,000,000.00	191,300,000.00		(136,153,670.00)	0.00		
	Ministry of Enviroment	35001001	390,867,463.55	435,471,243.55	593,800,000.00		(44,603,780.00)	423,262,151.19		
	Ministry of Health	21001001	12,420,686,578.31	12,420,686,578.31	13,435,636,800.00		0.00	17,549,100,599.04		
	Ministry of Local Government, Chieftaincy Matters and Rural Devel	51001001	0.00	-	13,800,000.00		0.00	0.00		
	Ministry of Women Affairs	14001001	0.00	-	75,000,000.00		0.00	0.00		
	Women Development Centre	51400200	5,417,500.00	5,417,500.00	27,000,000.00		0.00			
	Ministry of Youth & Sports	13001001	279,119,375.04	389,172,225.00	362,600,000.00		(110,052,849.96)	77,570,665.00		
	Office of SSA on Higher Education	17004000	0.00	-	29,000,000.00		0.00	0.00		
	Office of SSA on Private Schools Development	17005000	0.00	-	200,000.00	0.00	0.00	0.00		
	Secondary Education Board	17051000	0.00	-	185,000,000.00	0.00	0.00	0.00		
	<b>TOTAL SOCIAL SECTOR</b>		<b>19,211,579,915.48</b>	<b>19,908,320,144.44</b>	<b>27,829,910,383.01</b>	<b>0.00</b>	<b>(696,740,228.96)</b>	<b>26,696,344,715.09</b>		
	<b>GRAND TOTAL</b>		<b>57,392,704,799.52</b>	<b>59,967,111,609.12</b>	<b>71,691,077,133.49</b>	<b>0.00</b>	<b>(2,574,406,809.60)</b>	<b>76,385,009,282.66</b>		
20	<b>Investments</b>		<b>2021</b>	<b>2020</b>						
	FBN HOLDING PLC		2,907,000.00	1,938,000.00						
	FIDELITY BANK PLC		3,928,795.50	4,377,800.07						
	STERLING BANK		4,141,295.34	5,242,146.00						
	FCMB		3.41	3.29						
	ZENITH BANK PLC		79,845,937.50	82,100,000.00						
	ACCESS BANK		39,537,773.60	34,975,722.08						

**EBONYI STATE GOVERNMENT**  
**NOTES TO THE FINANCIAL STATEMENTS FOR THE YEAR ENDED 31ST DECEMBER, 2021**

	LAFARGE AFRICA PLC			66,287,928.00	73,192,920.00									
	GTB			2,751,000.00	3,475,500.00									
	OANDO PLC			266,903.36	202,435.04									
	WAPIC PLC			389,402.88	438,078.24									
	FORTE OIL PLC			13,126,113.00	5,960,916.00									
	<b>Total</b>			<b>213,182,152.59</b>	<b>211,903,520.72</b>									
21	<b>Details and Movement in Loans and Domestic Arrears are shown below:</b>													
				<b>2021</b>	<b>2020</b>									
				<b>Non Current</b>	<b>Current</b>									
	Salary Bail out		3,573,777,334.13	5,794,235.20	3,579,571,569.33	3,651,438,261.00								
	Excess Crude		8,784,814,520.18	89,972,595.59	8,874,787,115.77	9,050,317,542.84								
	CACS (Commercial Agriculture CreditScheme)		4,247,329,454.21	142,321,504.36	4,389,650,958.57	4,361,047,590.01								
	Micro Small Medium Enterprises Development Fund		2,000,000,000.00	0.00	2,000,000,000.00	2,000,000,000.00								
	Medical Equipment		1,771,079,333.10	31,884,099.15	1,802,963,432.25	2,000,000,000.00								
	Contracts Retention Arrears		202,490,697.73	0.00	202,490,697.73	499,319,470.33								
	Other Judgement Debt		83,327,926.91	0.00	83,327,926.91	83,327,926.91								
	Budget Support		17,265,603,315.38	154,908,117.75	17,420,511,433.13	17,500,292,959.29								
	Pension and Gratuity		3,806,746,867.62	0.00	3,806,746,867.62	3,806,746,867.62								
	Foreign Loans		25,823,878,736.12	387,936,680.20	26,211,815,416.32	24,712,368,968.01								
	<b>Sub Total</b>		<b>67,559,048,185.38</b>	<b>812,817,232.25</b>	<b>68,371,865,417.63</b>	<b>67,664,859,586.01</b>								
	Current													
	Salary Bail out		5,794,235.20	5,794,235.20		0.00								
	Excess Crude		89,972,595.59	89,972,595.59		0.00								
	CACS (Commercial Agriculture Credit Scheme)		142,321,504.36	142,321,504.36		1,261,239,849.15								
	Budget Support		154,908,117.75	154,908,117.75		0.00								
	Severance Allowance		0.00			0.00								
	Health Facility Loan		31,884,099.15	31,884,099.15										
	Pension and Gratuity		0.00	0.00										
	Foreign Loans		387,936,680.20	387,936,680.20		348,565,927.40								
	<b>Sub Total</b>		<b>812,817,232.25</b>	<b>812,817,232.25</b>		<b>1,609,805,776.55</b>								
	<b>Grand Total</b>		<b>68,371,865,417.63</b>			<b>69,274,665,362.56</b>								
22	<b>Financial Liabilities &amp; Domestic Arrears - Movements</b>			<b>2021</b>	<b>2020</b>									
	<b>BUDGET SUPPORT FACILITY</b>													
	Opening Balance		17,500,292,959.27	17,530,179,397.28										
	Addition		0.00	0.00										
	Principal Repayment		79,781,526.16	(29,886,438.01)										
	<b>Closing Balance</b>		<b>17,420,511,433.11</b>	<b>17,500,292,959.27</b>										
	<b>SALARY BAILOUT</b>													
	Opening Balance		3,651,438,261.00	3,678,561,685.66										
	Addition		0.00	0.00										
	Principal Repayment		71,866,691.67	(27,123,424.66)										
	<b>Closing Balance</b>		<b>3,579,571,569.33</b>	<b>3,651,438,261.00</b>										
	<b>EXCESS CRUDE ACCT (ECA)</b>													
	Opening Balance		9,050,315,542.84	9,117,639,615.53										
	Addition		0.00	0.00										
	Principal Repayment		175,530,427.07	(67,324,072.69)										
	<b>Closing Balance</b>		<b>8,874,785,115.77</b>	<b>9,050,315,542.84</b>										
	<b>AGRIC LOANS (CACS)</b>													
	Opening Balance		5,622,287,439.16	6,152,397,035.12										
	Addition		0.00	667,735,197.69										
	Principal Repayment		1,232,636,480.59	(1,197,844,793.65)										
	<b>Closing Balance</b>		<b>4,389,650,958.57</b>	<b>5,622,287,439.16</b>										
	<b>JUDGEMENT DEBT</b>													
	Opening Balance		83,327,929.91	185,062,990.50										
	Addition		0.00	85,500,000.00										
	Principal Decrease		0.00	(187,235,060.59)										
	<b>Closing Balance</b>		<b>83,327,929.91</b>	<b>83,327,929.91</b>										
	<b>CONTRACTORS ARREARS</b>													
	Opening Balance		499,319,470.33	2,500,000,000.00										
	Addition		0.00	83,100,539.76										
	Principal Decrease		296,828,772.60	(2,083,781,069.43)										
	<b>Closing Balance</b>		<b>202,490,697.73</b>	<b>499,319,470.33</b>										

**EBONYI STATE GOVERNMENT**  
**NOTES TO THE FINANCIAL STATEMENTS FOR THE YEAR ENDED 31ST DECEMBER, 2021**

	PENSON & GRATUITY ARREARS													
	Opening Balance		3,806,746,867.62		7,470,481,068.48									
	Addition		0.00		1,488,876,498.62									
	Principal Decrease		0.00		(5,152,610,699.48)									
	Closing Balance		3,806,746,867.62		3,806,746,867.62									
	SEVERANCE ALLOWANCE													
	Opening Balance		0.00		103,430,997.26									
	Addition		0.00		175,664,932.50									
	Principal Decrease		0.00		(279,095,929.76)									
	Closing Balance		0.00		0.00									
	MSMEDF													
	Opening Balance		2,000,000,000.00		0.00									
	Addition		0.00		2,000,000,000.00									
	Principal Repayment		0.00		0.00									
	Closing Balance		2,000,000,000.00		2,000,000,000.00									
	MEDICAL EQUIPMENT LOAN													
	Opening Balance		2,000,000,000.00		0.00									
	Addition		0.00		2,000,000,000.00									
	Principal Repayment		197,036,567.75		0.00									
	Closing Balance		1,802,963,432.25		2,000,000,000.00									
	BANK OVERDRAFT													
	Opening Balance		0.00		0.00									
	Addition		10,500,000,000.00		10,316,771,697.84									
	Principal Repayment		0.00		(10,316,771,697.84)									
	Closing Balance		10,500,000,000.00		0.00									
	FOREIGN LOANS													
	Opening Balance		25,060,934,895.41		21,501,889,324.26									
	Addition		0.00											
	Reconciliation with DMO		1,850,018,727.80		4,087,474,071.32									
	Principal Repayment		699,138,206.89		(528,428,500.17)									
	Closing Balance		26,211,815,416.32		25,060,934,895.41									

**EBONYI STATE GOVERNMENT 2021 COVID-19 EXPENDITURE DISCLOSURE**

<b>ECONOMIC CODE</b>	<b>BUDGET DESCRIPTION</b>	<b>MDA</b>	<b>2021 COVID FINAL BUDGET (A)</b>	<b>ACTUAL COVID-19 EXPENDITURE (B)</b>	<b>VARIANCE C = A-C</b>	<b>(C)</b>
			<b>₦</b>	<b>₦</b>	<b>₦</b>	
14010101	State Government Fund		13,213,182,456.71	13,927,513,778.65	-	714,331,321.94
14030105	Medical Loan for furnishing of EBSU College of Medicine		-	-	-	-
13020105	FGN Tetfund grants to Ebonyi State University for infrastructure and medical equipment at Uburu College of Medicine		3,000,000,000.00	2,317,000,000.00	-	683,000,000.00
13020204	World Bank COVID-19 Intervention Fund			-	-	-
	<b>SUB-TOTAL FOR REVENUE</b>		<b>16,213,182,456.71</b>	<b>16,244,513,778.65</b>	<b>-</b>	<b>31,331,321.94</b>
22020601	Security services	Ministry of Internal Security & Border Peace	-	-	-	-
22021007	Welfare packages (palliative)	Secretary to State Government	2,800,000,000.00	2,816,790,000.00	-	16,790,000.00
22021007	Welfare packages (committee activities)	Secretary to State Government	10,000,000.00	-	-	10,000,000.00
22021003	Publicity and Advertisement	Ministry of Information & State Orientation	10,000,000.00	1,984,000.00	-	8,016,000.00
	<b>TOTAL ADMIN SECTOR - RECURRENT</b>		<b>2,820,000,000.00</b>	<b>2,818,774,000.00</b>	<b>-</b>	<b>1,226,000.00</b>
22020501	Local Training	Ministry of Human Capital Development & Monitoring	5,080,000.00	3,810,000.00	-	1,270,000.00
22020602	Office rent	Ministry of Human Capital Development & Monitoring	-	-	-	-
22020711	Other consulting	Ministry of Human Capital Development & Monitoring	1,333,333.33	-	-	1,333,333.33
22021022	Donation	Ministry of Human Capital Development & Monitoring	-	-	-	-
	<b>TOTAL ECONOMIC SECTOR - RECURRENT</b>		<b>6,413,333.33</b>	<b>3,810,000.00</b>	<b>-</b>	<b>2,603,333.33</b>
22020105	Hazzard Allowances	Ministry of Health	1,626,666.67	780,000.00	-	846,666.67
22020708	Medical consulting	Ministry of Health	10,993,333.33	9,205,000.00	-	1,788,333.33
22020501	Local Training	Ministry of Health	1,360,000.00	950,000.00	-	410,000.00

## EBONYI STATE GOVERNMENT 2021 COVID-19 EXPENDITURE DISCLOSURE

ECONOMIC CODE	BUDGET DESCRIPTION	MDA	2021 COVID FINAL BUDGET (A)	ACTUAL COVID-19 EXPENDITURE (B)	VARIANCE C = A-C (C)
			₦	₦	₦
22021033	Hotel Accomodation	Ministry of Health	120,000.00	-	120,000.00
22020307	Drugs/Laboratory/Medical supplies	Ministry of Health	66,666.67	-	66,666.67
	<b>TOTAL SOCIAL SECTOR - RECURRENT</b>		<b>14,166,666.67</b>	<b>10,935,000.00</b>	<b>3,231,666.67</b>
	<b>SUB-TOTAL FOR RECCURENT EXPENDITURE</b>		<b>2,840,580,000.00</b>	<b>2,833,519,000.00</b>	<b>7,061,000.00</b>
23050107	Empowerment of Ebonyi Youths, men/women through different co-operative societies in different skills 60% women and 40% men to rejig the economy against COVID 19 effects - COVID-19 Economic Recovery	Department of Small and Medium Scale Enterprises	7,935,000.00	7,935,000.00	-
23050107	Empowerment of 60,000 Ebonyians who have small business under the Akubaruoha millionaire club. Raising them from borrownaires to millionaires to rejig the economy against COVID 19 effects - COVID-19 Economic Recovery	Department of Small and Medium Scale Enterprises	-	-	-
23050101	Providing 13,000 rural farmers with agro inputs such as Fertilizers, agrochemicals, improved seeds, etc (1,000 per LGA) at an average cost of N100,000 per farmer. - COVID-19 Recovery	Ministry of Agriculture	114,744,630.00	114,744,630.00	-
23020102	Establishment of 13 agric Estate with 500 farmers per estate 6,500 farmers - COVID-19 Recovery	Ministry of Agriculture	45,000,000.00	45,000,000.00	-
23020118	Completion of the 5,000 mall capacity to create employment and business activities in the State and inject more IGR to the State - COVID-19 Economic Recovery	Ministry of Agriculture	435,494,361.77	435,494,361.77	-



## EBONYI STATE GOVERNMENT 2021 COVID-19 EXPENDITURE DISCLOSURE

ECONOMIC CODE	BUDGET DESCRIPTION	MDA	2021 COVID FINAL BUDGET (A)	ACTUAL COVID-19 EXPENDITURE (B)	VARIANCE C = A-C (C)
			₦	₦	₦
23020113	Completion of Agricultural Industrial Clusters at Ebonyi South Senatorial zone (Uburu) to create agricultural food production and generate more income to the State - COVID-19 Economic Recovery	Ministry of Agriculture	716,879,743.80	693,439,743.80	23,440,000.00
23020113	Completion of Agricultural Industrial Clusters at Ebonyi Central senatorial Zone (Ntezi) to create agricultural food production and generate more income to the State - COVID-19 Economic Recovery	Ministry of Agriculture	72,081,975.00	72,081,975.00	-
23020113	Completion of Agricultural Industrial Clusters at Ebonyi North Senatorial Zone (Abakaliki) to create agricultural food production and generate more income to the State - COVID-19 Economic Recovery	Ministry of Agriculture	-	-	-
23020124	Completion of International Market for over 20,000 traders to have shops and increase State IGR by over N100m/month - - COVID-19 Economic Recovery	Ministry of Commerce and Industry	335,000,000.00	134,166,120.67	200,833,879.33
23020118	Completion of the 5,000 mall capacity to create employment and business activities in the State and inject more IGR to the State - COVID-19 Economic Recovery	Ministry of Commerce and Industry	937,333,255.31	846,325,974.06	91,007,281.25
23020114	Constrcution of Enyibichiri Ojon Nwida Agricultural Road (12.4km) in Ikwo LGA for food production - COVID - 19 Economic Recovery	Ministry of Works	117,538,296.11	117,538,296.11	-

## EBONYI STATE GOVERNMENT 2021 COVID-19 EXPENDITURE DISCLOSURE

ECONOMIC CODE	BUDGET DESCRIPTION	MDA	2021 COVID FINAL BUDGET (A)	ACTUAL COVID-19 EXPENDITURE (B)	VARIANCE (C) C = A-C
			₦	₦	₦
23020114	Constrction of Oferekpe Ovuduechi road (15km) in Izzi L.G.A (Agricultural Farm Road) for food production - COVID-19 Economic Recovery	Ministry of Works	206,746,476.83	206,746,476.83	-
23020114	Construction of Eworoshade- Nduegu-Amegu Agricultural Road (5km) for food production - COVID - 19 Economic Recovery	Ministry of Works	-	-	-
23020114	Construction of G.T.C Agba-Agba-Elu-Egu-Enu-Isu Agricultural road (10.3km) COVID-19 - Economic Revocery	Ministry of Works	504,201,050.00	504,201,050.00	-
23020114	Construction of Obujia junction Nwanwu market road (9.5km) COVID-19 - Economic Recovery	Ministry of Works	-	-	-
23050107	Micro Credit Scheme: Empowering Ebonyians engaged in Small and Medium Enterprise (SME) through micro credit loans for business development and enhancement (Stimulus Development Project) to rejig the economy against COVID 19 effects - <b>COVID -19 Economic recovery</b>	Ministry of Human Capital Development & Monitoring	-	-	-
23050107	Provision of Grants to 3,000 women (including widows) and youth of Ebonyi State origin resident in the state and in diaspora for empowerment in various businesses for self reliance - <b>COVID-19 - Economic recovery</b>	Ministry of Human Capital Development & Monitoring	45,000,000.00	45,000,000.00	-

**EBONYI STATE GOVERNMENT 2021 COVID-19 EXPENDITURE DISCLOSURE**

<b>ECONOMIC CODE</b>	<b>BUDGET DESCRIPTION</b>	<b>MDA</b>	<b>2021 COVID FINAL BUDGET (A)</b>	<b>ACTUAL COVID-19 EXPENDITURE (B)</b>	<b>VARIANCE C = A-C (C)</b>
			<b>₦</b>	<b>₦</b>	<b>₦</b>
23050101	Empowerment of 2,000 Ebonyians hawking in major cities in Nigeria through Street to Skill Programme of EBSG - <b>COVID-19 - Economic recovery</b>	Ministry of Human Capital Development & Monitoring	-	-	-
23050107	Provision of N250,000 one-off grants to 6,500 MSEs at 500 per LGA - COVID-19 Economic Recovery	Ministry of Human Capital Development & Monitoring	50,000,000.00	50,000,000.00	-
	<b>TOTAL ECONOMIC SECTOR - CAPITAL</b>		<b>3,587,954,788.82</b>	<b>3,272,673,628.24</b>	<b>315,281,160.58</b>
23050102	Pre and Post procurement of e-learning equipment including Ministry's Website hosting/subscription and accessories for COVID-19 Education Crisis response -	Ministry of Education	-	-	-
23050103	Operational cost for the use of media houses (EBBC TV/Radio, Unity FM, NTA Abakaliki) and stipends for the operators of COVID-19 e-learning programme -	Ministry of Education	20,000,000.00	18,700,000.00	1,300,000.00
23020118	Infrastructure development and medical equipment at EBSU College of Medicine - Uburu with N3,000,000,000 Tetfund grant. COVID-19 Economic Recovery	Ebonyi State University	2,000,000,000.00	2,194,092,485.96	- 194,092,485.96
23050101	Strengthening training on standard operation procedure for infection prevention & control	Ministry of Health	-	-	-
23020106	Construction of COVID-19 Isolation Centres at Ishielu borders, GTC and Abakaliki township Stadium and other locations in future.	Ministry of Health	-	-	-

## EBONYI STATE GOVERNMENT 2021 COVID-19 EXPENDITURE DISCLOSURE

ECONOMIC CODE	BUDGET DESCRIPTION	MDA	2021 COVID FINAL BUDGET (A)	ACTUAL COVID-19 EXPENDITURE (B)	VARIANCE C = A-C (C)
			₦	₦	₦
23020106	Construction of COVID-19 Treatment Centre at Unity square and other locations in future (i) Establishment of Sample Collection Centre in 13 LGAs	Ministry of Health	-	-	-
23030105	Renovation and equipping of 13 General Hospitals for COVID-19 Treatment Centres (i) Upgrading 13 General Hospitals to serve as Isolation Centre	Ministry of Health	50,000,000.00	49,190,006.65	809,993.35
23010122	Purchase of COVID-19 Equipment (i) Provision of Hospital Equipment and Furniture (ii) Set up of State Call Centre on COVID-19	Ministry of Health	50,000,000.00	42,923,471.00	7,076,529.00
23020106	Completion of FETHA in Abakaliki ready for COVID-19 treatment centre	Ministry of Health	-	-	-
23010122	Equipping and furnishing of EBSU College of medicine ready as COVID-19 Isolation & treatment Centres	Ministry of Health	4,500,000,000.00	4,494,502,219.77	5,497,780.23
23020106	Completion of EBSU College of medicine to serve as COVID-19 treatment Center	Ministry of Health	3,164,647,667.89	7,570,019,334.56	- 4,405,371,666.67
23050101	Conduct of Operational Research	Ministry of Health	-	-	-
23010122	Equipping of Uburu General Hospital as EBSU Community General Hospital (14th General Hospital in Ebonyi State)	Ministry of Health	-	-	-
	<b>TOTAL SOCIAL SECTOR - CAPITAL</b>		<b>9,784,647,667.89</b>	<b>14,369,427,517.94</b>	<b>- 4,584,779,850.05</b>
	<b>SUB-TOTAL FOR CAPITAL EXPENDITURE</b>		<b>13,372,602,456.71</b>	<b>17,642,101,146.18</b>	<b>- 4,269,498,689.47</b>
	<b>GRAND TOTAL - RECURRENT + CAPITAL</b>		<b>16,213,182,456.71</b>	<b>20,475,620,146.18</b>	<b>- 4,262,437,689.47</b>
	<b>BALANCE - TOTAL REVENUE - TOTAL EXPENDITURE</b>		<b>-</b>	<b>- 4,231,106,367.53</b>	<b>4,231,106,367.53</b>