



IMO STATE GOVERNMENT OF NIGERIA

ANNUAL REPORT

of

THE ACCOUNTANT-GENERAL

AND FINANCIAL STATEMENTS

FOR THE YEAR ENDED 31ST DECEMBER 2019



Imo State Government of Nigeria

Report of the Accountant General and Financial Statements for the year ended 31st December, 2019

TABLE OF CONTENTS

	Page
Details	
Financial Highlights	4
Statement of Accounting Policies	13
Responsibility for Financial Statements	15
Auditor-General's Certificate	16
Statement No. 1: Cash Flow Statement	17
Statement No. 2: Statement of Assets and Liabilities	19
Statement No. 3: Statement of Consolidated Revenue Fund	20
Statement No. 4: Statement of Capital Development Fund	22
Note 1a Government share of FAAC 2019	23
Note 1b Statutory Allocation	23
Note 1c FAAC Special Allocation	25
Note 1d FAAC Special Allocation Details	25
Notes 2a-2b Schedule of Value Added Tax Allocation for 2019	27
Note 3 Schedule of Share of Excess Crude Oil Account for 2019	28
Note 4a Schedule of Personal Income Tax for 2019	29
Note 4b Monthly Schedule of Personal Income Tax for 2019	31
Note 4c Monthly Schedule of Taxes Generated by the Board of Internal Revenue (BIR)	35
Note 5a Schedule of Licences for 2019	36
Note 5b Monthly Schedule of Licences for 2019	36
Note 6a Schedule of Fees Generated for 2019	42
Note 6b Monthly Schedule of Fees Generated for 2019	44
Note 7a Schedule of Fines for 2019	46
Note 7b Monthly Schedule of Fines for 2019	48



Imo State Government of Nigeria
Report of the Accountant General and Financial Statements for the year ended 31st December, 2019

TABLE OF CONTENTS CONT'D

Details

Note 8a	Schedule of Sales General for 2019	50
Note 8b	Monthly Schedule of Sales General for 2019	50
Note 9a	Schedule of Earnings for 2019	56
Note 9b	Monthly Schedule of Earnings for 2019	56
Note 10a	Schedule of Rent on Government Buildings for 2019	62
Note 10b	Monthly Schedule of Rent on Government Buildings for 2019	64
Note 11a	Schedule of Repayment-General for 2019	65
Note 11b	Monthly Schedule of Repayment-General for 2019	67
Note 12a	Schedule of Investment Income for 2019	62
Note 12b	Movement Schedule of Investment Income for 2019	68
Note 13a	Schedule of Interest Earned for 2019	71
Note 13b	Monthly Schedule of Interest Earned for 2019	72
Note 14a	Schedule of Re-Imbursement for 2019	73
Note 14b	Monthly Schedule of Re-Imbursement for 2019	74
Note 15a	Schedule of Personnel Costs for 2019	75
Note 15b	Monthly Schedule of Personnel Costs for 2019	77



Imo State Government of Nigeria
Report of the Accountant General and Financial Statements for the year ended 31st December, 2019

TABLE OF CONTENTS CONT'D

Details

Note 16	Schedule of State Government Pension and Gratuity Payments for 2019	79
Note 17a	Schedule of Overhead Charges for 2019	80
Note 17b	Monthly Schedule of Overhead Charges according to MDA's for 2019	81
Note 18a	Schedule of Consolidated Revenue Fund (CRF) Charges for 2019	85
Note 18b	Monthly Schedule of Consolidated Revenue Fund (CRF) Charges according to MDA'S for 2019	86
Note 19	Schedule of Public Debt Charges for 2019	87
Note 20i. a-p	Schedule of Recurrent Grant and Subvention for 2019	89
Note 20ii	Monthly Schedule of Grants and Subvention according to Supervising Ministry	89
Note 21a	Schedule of Capital Expenditure for 2019 by Monthly	99
Note 21b	Purchase/ Construction of Assets by Sectors	99
Note 22	Schedule of Capital Expenditure Funded from Aids and Grants for 2019	100
Note 23	Schedule of Other Capital Expenditure: Financial Instruments for 2019	100
Note 23a-23b	Schedule of Financial Market Instrument (Investments) Quoted and Unquoted Companies	101
Note 23c	Schedule of Other Investment	103
Note 24a-24b	Schedule of Outstanding External Loans	104
Note 25	Schedule of Repayment of External Loans	106
Note 26a	Summary of Internal Loans proceeds and Repayment	107
Note 26b	Monthly Schedule of Internal Loans/ Overdraft Repayment	109
Note 27	Schedule of Other FAAC Allocation Deductions	112
Note 28a	Schedule of Cash and Bank Balances for 2019	115
Note 28b	Schedule of Dormant Account Balances for 2019	121



Imo State Government of Nigeria
Report of the Accountant General and Financial Statements for the year ended 31st December, 2019

REPORT OF THE ACCOUNTANT GENERAL AND FINANCIAL STATEMENTS FOR THE YEAR ENDED 31ST DECEMBER 2019

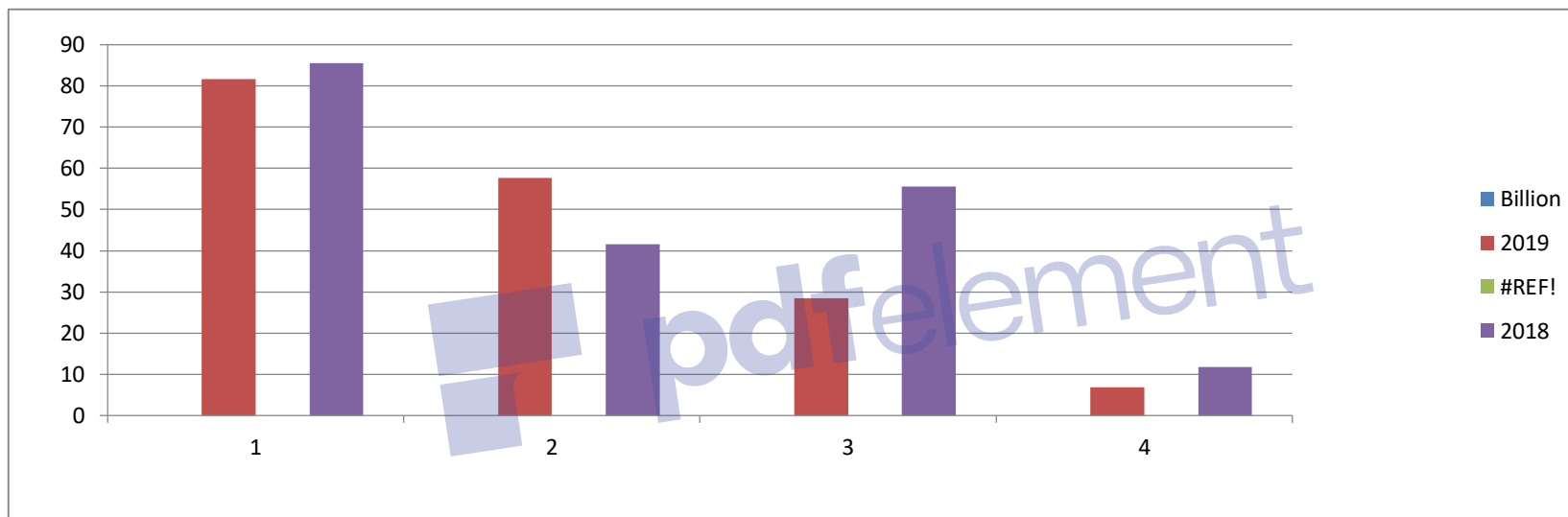
2019 FINANCIAL HIGHLIGHTS

2018		ACTUAL 2019
=N=	RECEIPTS	=N=
64,416,521,566.71	Share of FAAC: Statutory & Special Allocations	54,319,931,479.72
11,997,818,438.24	Value Added Tax Allocation	13,036,137,650.12
924,757,711.90	Share of Excess Crude Oil Account	-
8,267,046,381.61	Independent Revenue	14,385,942,777.27
85,606,144,098.46	SUB-TOTAL	81,742,011,907.11
	INFLOW FROM FINANCING ACTIVITIES	
-	Proceeds from Aid and Grants	-
-	Proceeds from External Loan	2,138,500,000.00
22,361,387,297.32	Funds received from JAAC	-
107,967,531,395.78	TOTAL AVAILABLE FUNDS	83,880,511,907.11
	EXPENDITURE	
41,596,409,761.41	Operating Expenses	57,555,015,991.26
55,615,086,000.00	Capital Expenditures	28,669,017,426.02
449,133,136.90	Repayment of External Loans	468,883,188.02
1,341,012,423.56	Repayment of Internal Loans and Bonds	2,118,985,109.22
13,605,112.01	Deductions from Source: FAAC	-
99,015,246,433.88	TOTAL EXPENDITURE	88,811,901,714.51
8,952,284,961.90	Operating Balance	- 4,931,389,807.40
2,791,028,693.09	Opening Balance	11,743,313,654.99
11,743,313,654.99	Closing Balance	6,811,923,847.59



**IMO STATE GOVERNMENT
REPORT OF THE ACCOUNTANT-GENERAL AND FINANCIAL STATEMENTS
FOR THE YEAR ENDED 31ST DECEMBER, 2019**

RECEIPTS AND EXPENDITURE FOR 2019 AND 2018



KEY

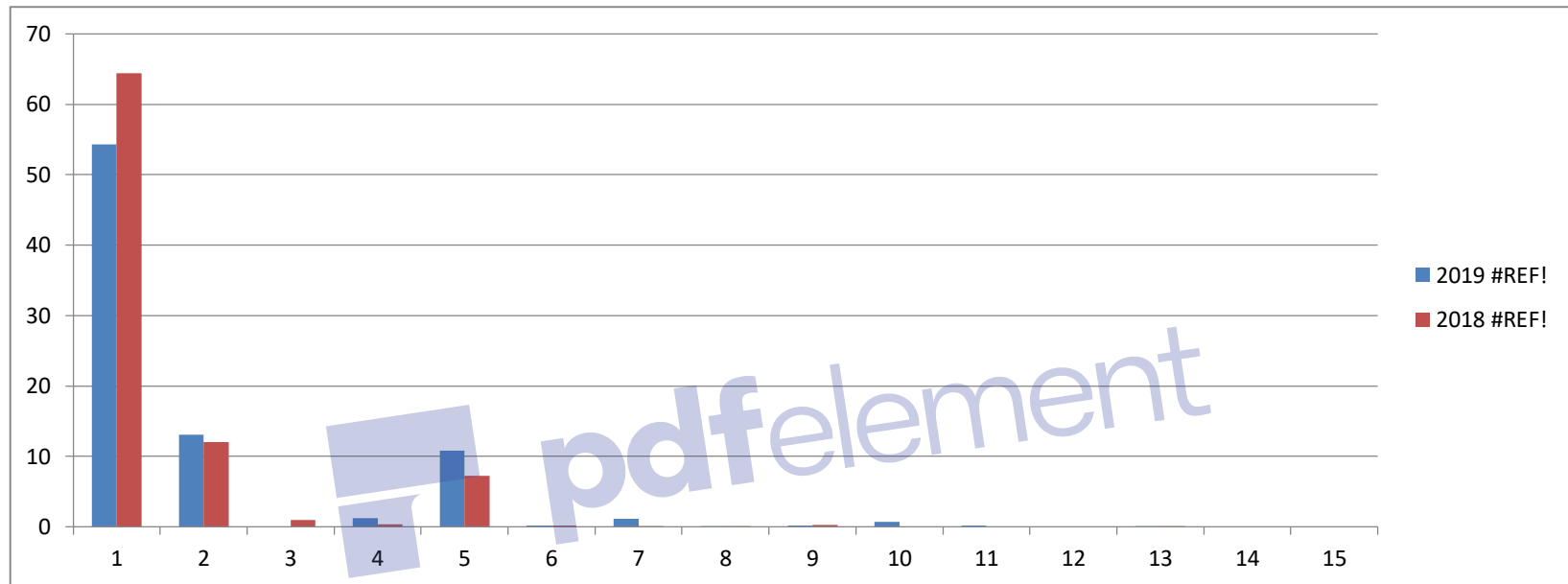
- 1. RECEIPTS
- 2. RECURRENT EXPENDITURE
- 3. CAPITAL EXPENDITURE
- 4. CASH BALANCE



Imo State Government of Nigeria

Report of the Accountant General and Financial Statements for the year ended 31st December, 2019

Various Receipts for 2019 and 2018 (in Billions)



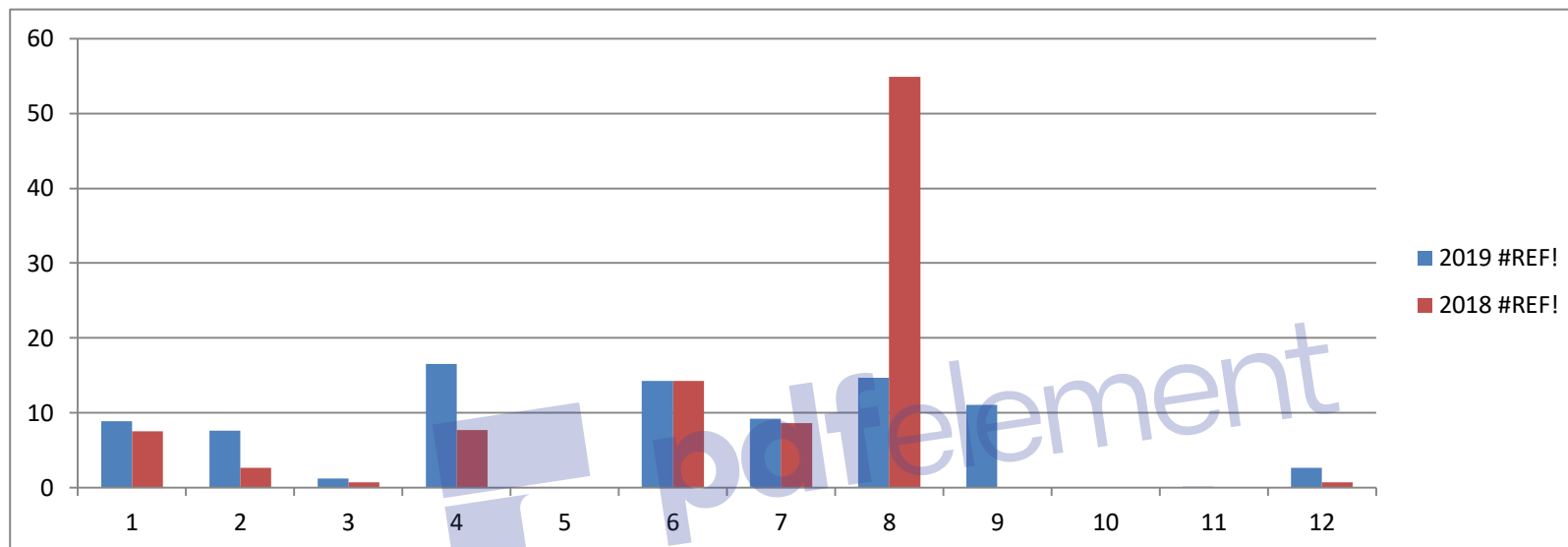
KEY

- | | |
|--|---------------------------------|
| 1 Statutory Allocations: FAAC | 9 Sales General |
| 2 Value Added Tax Allocation | 10 Earnings |
| 3 Share of Excess Crude oil Account | 11 Rent on Government Buildings |
| 4 Personal Income Taxes (MDA's) | 12 Repayments-General |
| 5 Taxes Generated by the Board of Internal Revenue | 13 Investment Income |
| 6 Licences | 14 Interest Earned |
| 7 Fees General | 15 Re-imbursement |
| 8 Fines | |



Imo State Government of Nigeria
 Report of the Accountant General and Financial Statements for the year ended 31st December, 2019

TOTAL EXPENDITURE FOR 2019 AND 2018 (in Billion)

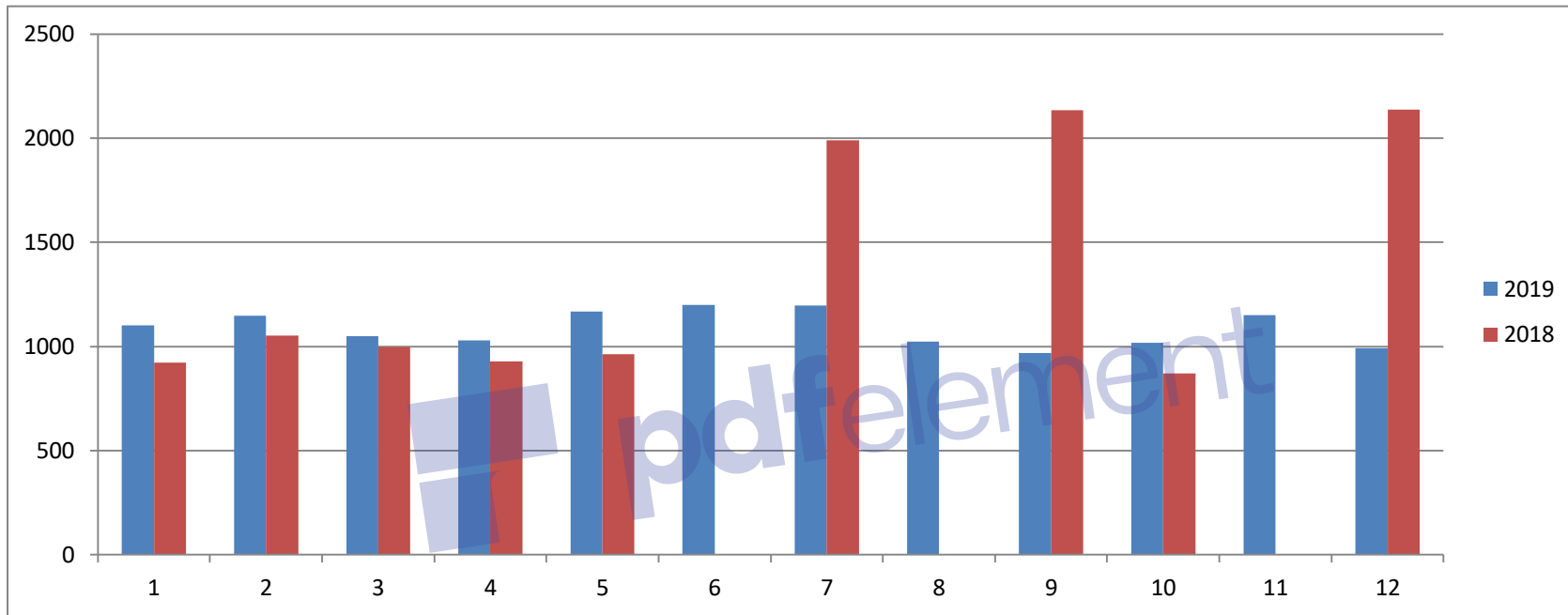


KEY

- | | |
|--|---|
| 1 Personnel Cost | 7 Public Debt Charges |
| 2 Pensions and Gratuity | 8 Capital Expenditure: Administration Sector |
| 3 Consolidated Revenue Fund Charges | 9 Capital Expenditure: Economic Sector |
| 4 Overhead Charges to MDAs | 10 Capital Expenditure: Law and Justice |
| 5 Domestic Grants and Contributions | 11 Capital Expenditure: Counterpart Fund |
| 6 Recurrent Grants & Subvention to Parastatals | 12 Capital Expenditure: Social Service Sector |



VALUE ADDED TAX FOR 2019 AND 2018 (in MILLIONS)

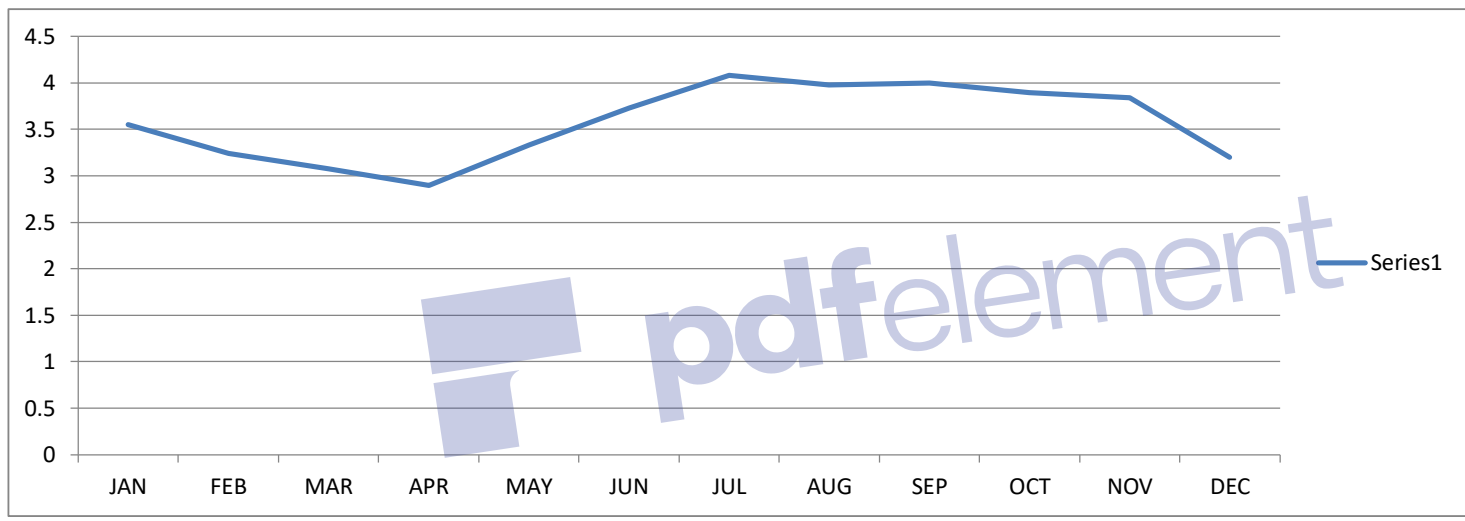


KEY

- | | |
|------------|-------------|
| 1 JANUARY | 7 JULY |
| 2 FEBRUARY | 8 AUGUST |
| 3 MARCH | 9 SEPTEMBER |
| 4 APRIL | 10 OCTOBER |
| 5 MAY | 11 NOVEMBER |
| 6 JUNE | 12 DECEMBER |



STATUTORY ALLOCATION FOR 2019 (in BILLIONS)



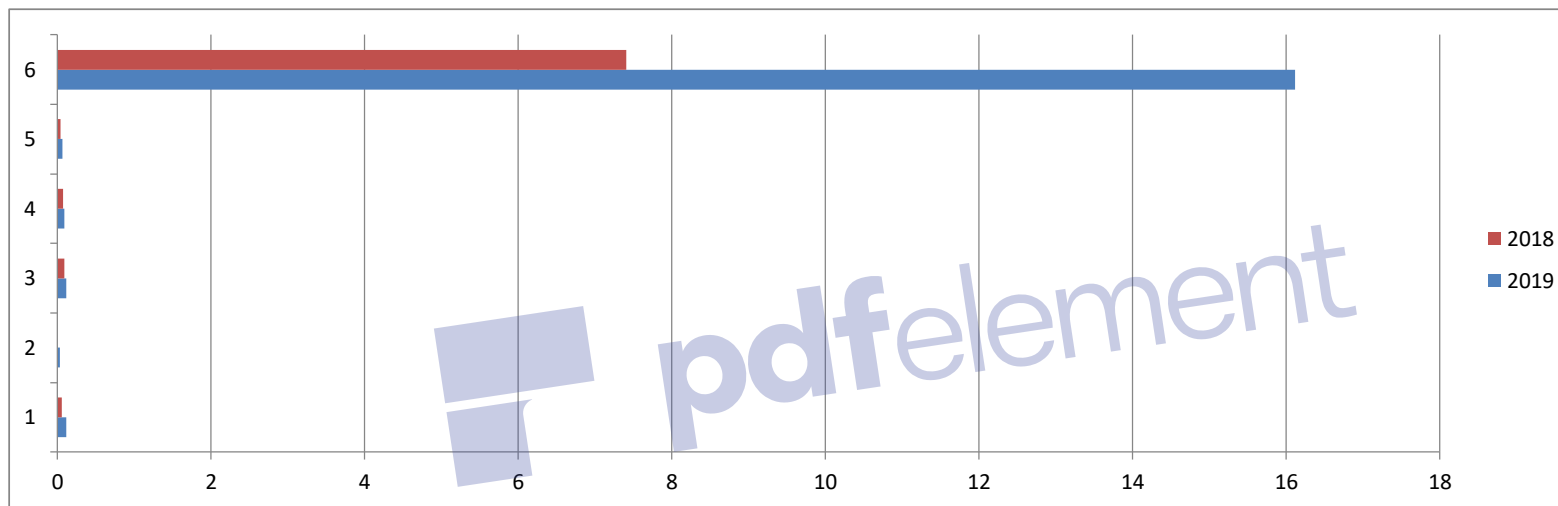


OVERHEAD COST FOR THE YEAR 2019





OVERHEADS COST FOR 2019 AND 2018 (in BILLIONS)

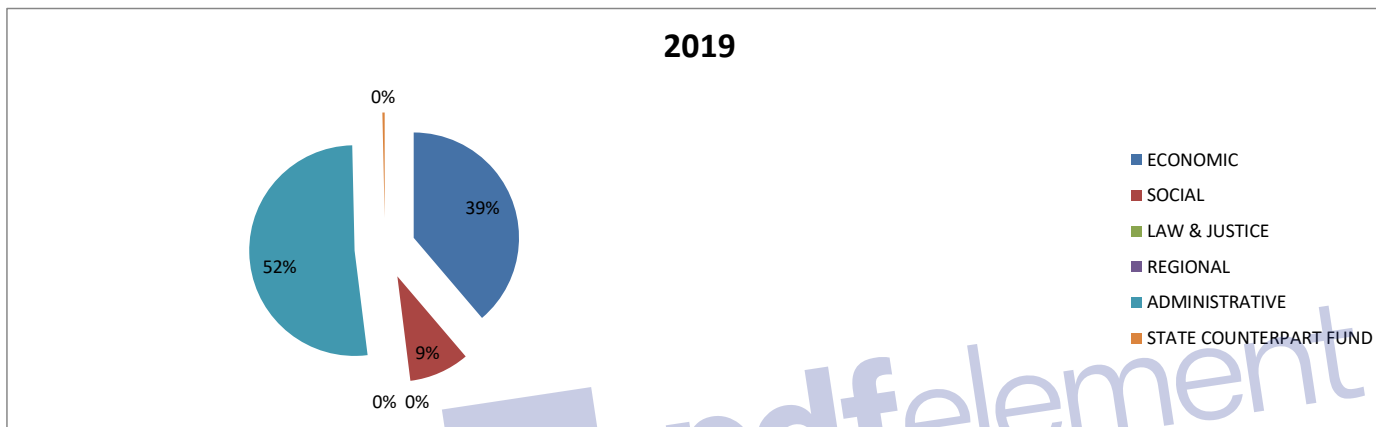


KEY

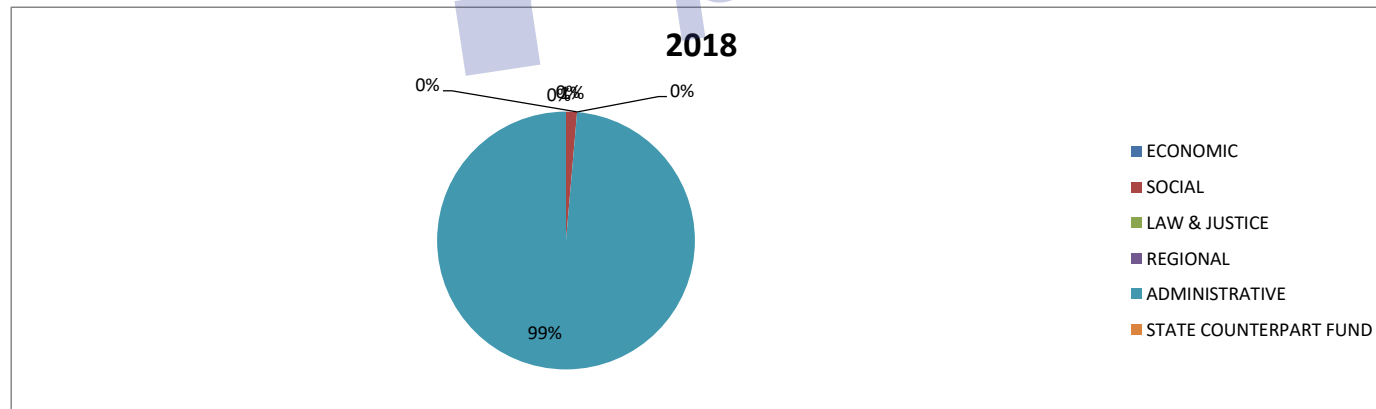
- 1 EDUCATIONAL SERVICES
- 2 TRANSPORT SERVICES
- 3 HEALTH SERVICES
- 4 MINNING AND PETROCHEM SERVICES
- 5 AGRIC SERVICES
- 6 OVERHEADS OF GENERAL NATURE



PURCHASES/ CONSTRUCTION OF ASSETS FOR 2019



PURCHASES/ CONSTRUCTION OF ASSETS FOR 2018





STATEMENT OF ACCOUNTING POLICIES

The following are the significant accounting policies adopted by the Imo State Government of Nigeria in the preparation of her 2019 Financial Statements:

1 BASIS OF ACCOUNTING

The Financial Statements have been prepared under the historical cost convention, using IPSAS Cash basis of accounting.

The cash basis of accounting recognises transactions and events only when cash or cash equivalents are received or paid.

2 ASSETS AND LIABILITIES

Assets are stated at their net values while Liabilities are recognised in full

3 CASH AND CASH EQUIVALENTS

Cash and cash equivalents comprise of current account balances, and placements denominated in Naira and held with commercial banks in Nigeria. Cash equivalents are short term, highly liquid investments which are readily convertible to each and so near its maturity dates as to present insignificant risks of changes in value.

4 INVESTMENTS

The State Government Shares held under the Ministry of Finance Incorporated (MOFI) are stated at cost as at December, 2019.

5 CONSOLIDATED REVENUE FUND

Consolidated Revenue Fund represents the aggregated balance of the revenue and expenditure account after all the recurrent revenue and expenditure for the year have been recognised.

6 CAPITAL DEVELOPMENT FUND

Capital Development Fund represents the aggregated balance after the capital receipts and expenditure for the year have been recognised. It also includes annual transfers from the Consolidated Revenue Fund.



STATEMENT OF ACCOUNTING POLICIES

7 STATUTORY ALLOCATION

Statutory Allocation is made up of revenue collected on a monthly basis which represents the State's Share of the Federation account. The State's share in the Federation account, excess crude receipts and refunds from Paris club are all included in gross statutory allocation in the Financial Statements. Statutory allocations are recognised in the Financial Statements when received.

8 RECURRENT REVENUE AND EXPENDITURE

Recurrent Revenue are revenue generated by the State from Taxes, Licences, Fees, Fines, Sales, Earnings, Rent of government properties including Land and Buildings, Income from Investments including Dividends, Interests and Other incidental revenue. They are recognised in the Financial Statements when received. Recurrent expenditures are expenditure on Personnel, Pension and Gratuities, Salaries of Statutory office holders, other Overheads and Public Debt Charges. They are recognised in the Financial Statements of the State when payments are made.

9 CAPITAL COSTS

Capital costs are recognised in their year of occurrence only.

10 FOREIGN CURRENCY

Transactions in foreign currencies are stated at their naira value as at December 2019 in line with the Statement from the Federal Government's Debt Management Office(DMO).



Imo State Government of Nigeria
Report of the Accountant General and Financial Statements for the year ended 31st December, 2019

RESPONSIBILITY FOR THE FINANCIAL STATEMENTS

These Financial Statements have been prepared in accordance with the provisions of the Finance (Control and Management) Act Cap 144LFN 1990. The Financial Statements are in compliance with Generally Accepted Accounting Principles (GAAP) and are presented in new format of General Purpose Financial Statement (GPFS) using International Public Sector Accounting Standards (IPSAS Cash).

To fulfil accounting and reporting responsibilities, the Accountant-General is responsible for establishing and maintaining an adequate system of internal controls designated to provide reasonable assurance that the transactions recorded are within statutory authority as well as properly recording the use of all public financial resources by the Government. Responsibility for the integrity and objectivity of the Financial Statements rest entirely with the Government and to the best of my knowledge, the system of internal control has been operated adequately throughout the reporting period. Therefore, these Financial Statements reflects the financial position of Imo State Government of Nigeria as at 31st December 2019 and its operations for the year ended on that date.

I accept responsibility for the integrity of these Financial Statements, the information they contain and their compliance with the Finance (Control and Management) Act Cap 144LFN 1990.

In my opinion, these Financial Statement fairly reflect the financial position of the Imo State Government as at 31st December, 2019 and her operations for the year ended on that date.

A handwritten signature in black ink, appearing to read "Obieze Valentine Chukwuma", is written over a light blue rectangular background.

.....
SIR OBIENZE VALENTINE CHUKWUMA (KSM, JP)
Accountant-General
Imo State



AUDITOR-GENERAL'S CERTIFICATE

The Financial Statements of the Government of Imo State of Nigeria for the year ended 31st December, 2019 have been examined in accordance with the provisions of section 125 of the constitution of the Federal Republic of Nigeria 1999, chapter (1) section (1) of the Audit Act 1956 as amended, and in accordance with generally accepted auditing standards.

The audit includes examination of evidences supporting the accounts and disclosures in the Financial Statements. The audit also includes assessing compliance with International Public Sector Accounting Standards (IPSAS) Cash Basis and significant estimates made by Government as well as evaluating the overall Financial Statement presentation and disclosures.

The Financial Controls and Management Act 1958 as amended and section 125 of the Federal Republic of Nigeria 1999 places a responsibility on the Accountant-General of the State to prepare and ensure that the Financial Statements fairly reflect the Financial Performance and Position of the State Government.

In my opinion, these Financial Statements fairly reflect the Financial Position of the State as at 31st December, 2019, the results of its operations and cash flows for the year ended 31st December, 2019.

A handwritten signature in green ink, appearing to read 'Osuji, O. Ebenezer', written over a light blue rectangular background.

Osuji, O. Ebenezer FCAI, FCNA, FCTI
Auditor-General
Imo State



Imo State Government of Nigeria
Report of the Accountant General and Financial Statements for the year ended 31st December, 2019

CASH FLOW STATEMENT FOR THE YEAR ENDED 31 DECEMBER 2019

		2019	2018
	Notes	=N=	=N=
CASH FLOW FROM OPERATING ACTIVITIES			
Cash Receipt			
Statutory Allocations: FAAC	1	54,319,931,479.72	64,416,521,566.71
Value Added Tax Allocation	2	13,036,137,650.12	11,997,818,438.24
Share of Excess Crude oil Account	3	-	924,757,711.90
Personal Income Taxes (MDA's)	4	1,205,328,851.30	391,068,932.69
Taxes Generated by the Board of Internal Revenue	4	10,837,133,709.75	7,274,130,143.89
Licences	5	183,630,950.80	200,623,522.00
Fees General	6	1,101,838,492.65	79,600,200.00
Fines	7	3,133,405.00	41,284,454.00
Sales General	8	137,998,695.50	255,019,261.99
Earnings	9	671,468,236.73	-
Rent on Government Buildings	10	216,317,372.99	-
Repayments-General	11	-	-
Investment Income	12	29,093,062.55	25,319,867.04
Interest Earned	13	-	-
Re-imburement	14	-	-
Total Receipts		81,742,011,907.11	85,606,144,098.46
Cash Payments			
Personnel Cost	15	8,856,545,302.03	7,574,307,200.48
Pensions and Gratuity	16	7,596,124,175.99	2,656,305,683.61
Consolidated Revenue Fund Charges	18	1,222,651,781.70	758,317,310.36
Overhead Charges to MDAs	17	16,384,085,006.07	7,666,482,947.58
Domestic Grants and Contributions		-	-
Recurrent Grants & Subvention to Parastatals	20	14,290,585,076.34	14,288,729,649.50
Public Debt Charges	19	9,205,024,649.13	8,652,266,969.88
Foreign Grants			
Prior Year Adjustments		-	-
Total Payments		57,555,015,991.26	41,596,409,761.41



Imo State Government of Nigeria
 Report of the Accountant General and Financial Statements for the year ended 31st December, 2019

CASH FLOW STATEMENT FOR THE YEAR ENDED 31 DECEMBER 2019 CONT'D

[i] Net Cash Flow from Operating Activities		24,186,995,915.85	44,009,734,337.05
CASH FLOW FROM INVESTING ACTIVITIES			
Capital Expenditure: Administration Sector	21	14,880,986,313.00	54,852,536,000.00
Capital Expenditure: Economic Sector	21	11,048,674,104.31	-
Capital Expenditure: Law and Justice	21	-	-
Capital Expenditure: Counterpart Fund	21	100,000,000.00	-
Capital Expenditure: Social Service Sector	21	2,639,357,008.71	762,550,000.00
Capital Expenditure: Funded from Aid and Grants	22	-	-
Other Capital Payments: Financial Instruments	23		-
[ii] Net Cash Flow from Investing Activities		28,669,017,426.02	55,615,086,000.00
CASH FLOW FROM FINANCING ACTIVITIES			
Inflow			
Proceeds and Aid and Grants	22	-	-
Proceeds from External Loan	24	2,138,500,000.00	-
Funds received from JAAC	26	-	22,361,387,297.32
Other Capital Receipts			-
Total Inflow		2,138,500,000.00	22,361,387,297.32
Outflow			
Repayment of External Loans	25	468,883,188.02	449,133,136.90
Repayment of Internal Loan & Bonds	26	1,529,366,490.63	1,341,012,423.56
Repayment of CBN Support funds	26	589,618,618.59	-
Deduction from Source: FAAC	27	-	13,605,112.01
Total Outflow		2,587,868,297.24	1,803,750,672.47
[iii] Net Cash Flow from Financing Activities		- 449,368,297.24	20,557,636,624.85
Movement in Other Cash Equivalent Accounts			
Increase/Decrease in Deposits			
Net Cash		- 4,931,389,807.40	8,952,284,961.90
Cash & its Equivalent Opening Balance		11,743,313,654.99	2,791,028,693.09
Cash & its Equivalent Closing Balance		6,811,923,847.59	11,743,313,654.99

The Accompanying Notes form part of the Financial Statements



STATEMENT OF ASSETS AND LIABILITIES AS AT 31 DECEMBER 2019

ASSETS	Notes	2019 =N=	2018 =N=
Liquid Assets			
Consolidated Revenue Fund Bank Balance	28	4,108,942,885.68	8,807,485,241.24
Cash in Ministries, Departments & Agencies	28	2,702,980,961.89	2,935,828,413.75
Sub-Total Liquid Assets		6,811,923,847.57	11,743,313,654.99
Investments and Other Non-Cash Assets			
State Government Investments	23	70,110,274,418.90	70,110,274,418.90
Imprest (MDA Remittances)			-
Sub-Total Investments and Other Cash Assets		70,110,274,418.90	70,110,274,418.90
Intangible Assets			
Liabilities over Assets		37,352,168,414.38	40,273,164,868.73
Sub-Total Intangible Assets		37,352,168,414.38	40,273,164,868.73
TOTAL ASSETS		114,274,366,680.85	122,126,752,942.62
LIABILITIES			
Public Fund			
Consolidated Revenue Fund		3,401,240,223.41	6,802,112,604.74
Capital Development Fund		3,410,683,624.23	4,941,201,050.25
Sub-Total Fund Balances		6,811,923,847.64	11,743,313,654.99
External And Internal Loans			
External Loans	24	19,157,947,410.45	17,488,330,598.48
Internal Loans & Bonds	26	68,696,074,357.67	70,451,138,145.11
CBN Support Funds	26	19,525,837,818.36	-
JAAC Fund	26	-	22,361,387,297.32
Sub-Total External And Internal Loans		107,379,859,586.48	110,300,856,040.91
Others Liabilities			
PFMU Development Funds	22	82,583,246.73	82,583,246.73
Sub-Total Other Liabilities		82,583,246.73	82,583,246.73
TOTAL LIABILITIES		114,274,366,680.85	122,126,752,942.63

The Accompanying Notes form part of the Financial Statements



Imo State Government of Nigeria

Report of the Accountant General and Financial Statements for the year ended 31st December, 2019

STATEMENT OF CONSOLIDATED REVENUE FUND FOR THE YEAR ENDED 31 DECEMBER 2019

Actual 2018 =N=		Notes	Actual 2019 =N=	Budget Full Year 2019 =N=	Variance 2019 =N=
2,596,128,940.16	Opening Balance		6,802,112,604.74	6,802,112,604.74	-
	Add:				
	Statutory Allocation				
64,416,521,566.71	Share of FAAC:Statutory & Special Allocations	1	54,319,931,479.72	57,113,395,185.00	- 2,793,463,705.28
11,997,818,438.24	Value Added Tax Allocation	2	13,036,137,650.12	12,000,000,000.00	1,036,137,650.12
924,757,711.90	Share of Excess Crude oil Account	3	-	3,000,000,000.00	- 3,000,000,000.00
77,339,097,716.85	Total Statutory Allocation		67,356,069,129.84	72,113,395,185.00	- 4,757,326,055.16
	Independent Revenue				
391,068,932.69	Personal Income Taxes (MDA's)	4	1,205,328,851.35	1,670,844,430.00	- 465,515,578.65
7,274,130,143.89	Taxes Generated by the Board of Internal Revenue	4	10,837,133,709.75	19,009,500,000.00	- 8,172,366,290.25
200,623,522.00	Licences	5	183,630,950.80	225,400,000.00	- 41,769,049.20
79,600,200.00	Fees General	6	1,101,838,492.62	927,536,500.00	174,301,992.62
41,284,454.00	Fines	7	3,133,405.00	927,536,500.00	- 924,403,095.00
255,019,261.99	Sales General	8	137,998,695.50	767,152,360.00	- 629,153,664.50
-	Earnings	9	671,468,236.73	767,152,360.00	- 95,684,123.27
-	Rent on Government Buildings	10	216,317,372.99	1,276,531,512.00	- 1,060,214,139.01
-	Repayments-General	11	-	-	-
25,319,867.04	Dividend Received	12	29,093,062.55	5,000,000.00	24,093,062.55
-	Interest Earned	13	-	-	-
-	Re-imburement	14	-	-	-
8,267,046,381.61	Total Independent Revenue		14,385,942,777.29	25,576,653,662.00	- 11,190,710,884.71
85,606,144,098.46	Total Revenue		81,742,011,907.13	97,690,048,847.00	- 15,948,036,939.87
88,202,273,038.62	TOTAL AVAILABLE FUNDS CARRIED FORWARD		88,544,124,511.87	104,492,161,451.74	- 15,948,036,939.87
	Less:				
	EXPENDITURE				
	Operating Expenses				
7,574,307,200.48	Personnel Cost	15	8,856,545,302.00	15,304,901,625.65	6,448,356,323.65
2,656,305,683.61	Pensions and Gratuity	16	7,596,124,175.99	14,846,000,000.00	7,249,875,824.01
7,666,482,947.58	Overhead Charges	17	16,384,085,006.07	17,112,658,110.00	728,573,103.93
758,317,310.36	Consolidated Revenue Fund Charges	18	1,222,651,781.70	1,457,247,101.25	234,595,319.55
8,652,266,969.88	Public Debt Charges	19	9,205,024,649.13	-	- 9,205,024,649.13
14,288,729,649.50	Grants, Contributions and Subvention to Parastatals	20	14,290,585,076.34	13,449,316,397.00	- 841,268,679.34
41,596,409,761.41	Total Operating Expenses		57,555,015,991.23	62,170,123,233.90	4,615,107,242.68

**STATEMENT OF CONSOLIDATED REVENUE FUND FOR THE YEAR ENDED 31 DECEMBER 2019**

	Other Recurrent Expenditure				
449,133,136.90	Repayment of External Loans	25	468,883,188.02	-	- 468,883,188.02
1,341,012,423.56	Repayment of Internal Loan & Bonds	26	1,529,366,490.63	-	- 1,529,366,490.63
	Repayment of CBN Support funds	26	589,618,618.59	-	- 589,618,618.59
13,605,112.01	Deductions from Source: FAAC	27	-	-	-
1,803,750,672.47	Total Other Recurrent Expenditure		2,587,868,297.24	-	- 2,587,868,297.24
43,400,160,433.88	TOTAL EXPENDITURE		60,142,884,288.46	62,170,123,233.90	2,027,238,945.44
44,802,112,604.74	Operating Balance		28,401,240,223.41	42,322,038,217.84	13,920,797,994.43
	Less:				
	Appropriations/ Transfers				
38,000,000,000.00	Transfer to Capital Development Fund		25,000,000,000.00	-	
6,802,112,604.74	Closing Balance		3,401,240,223.41	42,322,038,217.84	

The Accompanying Notes form part of the Financial Statements



Imo State Government of Nigeria

Report of the Accountant General and Financial Statements for the year ended 31st December, 2019

STATEMENT OF CAPITAL DEVELOPMENT FUND FOR THE YEAR ENDED 31 DECEMBER 2019

Actual 2018 =N=		Notes	Actual 2019 =N=	Budget Full Year 2019 =N=	Variance 2019 =N=
194,899,752.93	Opening Balance		4,941,201,050.25	4,941,201,050.25	-
	Add:				
38,000,000,000.00	Transfer from Consolidated Revenue Fund		25,000,000,000.00	-	25,000,000,000.00
-	Proceeds from Aid and Grants: PFMU Receipts	22	-	1,688,800,000.00	- 1,688,800,000.00
-	Proceeds from External Loan/ Development Partner	24	2,138,500,000.00	-	2,138,500,000.00
22,361,387,297.32	Funds received from JAAC	26	-	-	-
-	Proceeds from Development Partners	29	-	127,439,222,965.00	- 127,439,222,965.00
	Proceeds from Loans - Dev. of Nat. Resources		-	-	-
	Proceeds of Loans from Other Funds	29	-	50,000,000.00	- 50,000,000.00
-	Other Capital Receipts		-	-	-
60,361,387,297.32	Total Receipts		27,138,500,000.00	129,178,022,965.00	- 102,039,522,965.00
60,556,287,050.25	Total Available Fund		32,079,701,050.25	134,119,224,015.25	- 102,039,522,965.00
	Less:				
54,852,536,000.00	Capital Expenditure: Administration Sector	21	14,880,986,313.00	72,317,999,396.25	57,437,013,083.25
-	Capital Expenditure: Economic Sector	21	11,048,674,104.31	82,439,555,839.00	71,390,881,734.69
-	Capital Expenditure: Law and Justice	21	-	-	-
-	Capital Expenditure: Counterpart fund	21	100,000,000.00	-	- 100,000,000.00
762,550,000.00	Capital Expenditure: Social Service Sector	21	2,639,357,008.71	50,399,991,403.00	47,760,634,394.29
-	Capital Expenditure: Funded from Aid and Grants	22	-	-	-
-	Other Capital Payments: Financial Instruments	23	-	-	-
55,615,086,000.00	Total Capital Expenditure		28,669,017,426.02	205,157,546,638.25	176,488,529,212.23
	Transfer to Consolidated Revenue Fund		-	-	
4,941,201,050.25	Closing Balance		3,410,683,624.23	134,119,224,015.25	130,708,540,391.02

The Accompanying Notes form part of the Financial Statements


Imo State Government of Nigeria
Report of the Accountant General and Financial Statements for the year ended 31st December, 2019
Notes to the financial statements as at 31 December 2019
Note 1a
GOVERNMENT SHARE OF FAAC - 2019

Actual		Actual	Budget	Variance
2018		2019	2019	2019
=N=		=N=	=N=	=N=
44,209,947,806.32	STATUTORY ALLOCATION	42,811,615,103.45	50,000,000,000.00	- 7,188,384,896.55
20,206,573,760.39	SPECIAL ALLOCATION	11,508,316,376.27	7,113,395,185.00	4,394,921,191.27
64,416,521,566.71	TOTAL	54,319,931,479.72	57,113,395,185.00	- 2,793,463,705.28


Imo State Government of Nigeria
Report of the Accountant General and Financial Statements for the year ended 31st December, 2019
Note 1b
STATUTORY ALLOCATION GROSS

Actual		Actual	Budget	Variance
2018		2019	2019	2019
=N=		=N=	=N=	=N=
3,497,866,328.94	JANUARY	3,549,065,823.10	4,666,666,666.67	- 1,117,600,843.57
3,467,900,285.59	FEBRUARY	3,237,291,388.78	4,666,666,666.67	- 1,429,375,277.89
3,582,155,873.35	MARCH	3,073,990,819.45	4,666,666,666.67	- 1,592,675,847.22
3,092,772,544.53	APRIL	2,898,101,862.23	4,666,666,666.67	- 1,768,564,804.44
3,842,663,336.01	MAY	3,332,847,459.98	4,666,666,666.67	- 1,333,819,206.69
-	JUNE	3,730,370,303.56	4,666,666,666.67	- 936,296,363.11
7,627,270,129.26	JULY	4,078,948,698.07	4,666,666,666.67	- 587,717,968.60
-	AUGUST	3,974,122,806.77	4,666,666,666.67	- 692,543,859.90
7,575,252,863.44	SEPTEMBER	4,001,197,891.96	4,666,666,666.67	- 665,468,774.71
3,662,401,094.10	OCTOBER	3,893,713,801.80	4,666,666,666.67	- 772,952,864.87
-	NOVEMBER	3,840,004,645.98	4,666,666,666.67	- 826,662,020.69
7,861,665,351.10	DECEMBER	3,201,959,601.77	4,666,666,666.67	- 1,464,707,064.90
44,209,947,806.32	TOTAL	42,811,615,103.45	56,000,000,000.00	- 13,188,384,896.55



Notes to the financial statements as at 31 December 2019

Note 1c

SPECIAL ALLOCATIONS

2018	2019								
	MONTH	13% Mineral Derivation	Exchange Rate Gain	Add. Funds from NNPC	Excess Bank charge Recovery	Forex Equil. Acct.	Goods and value consideration	Solid minerals	TOTAL
=N=		=N=	=N=	=N=	=N=	=N=	=N=	=N=	=N=
589,733,803.63	JANUARY	757,101,736.36	8,171,544.11	-	-	-	-	-	765,273,280.47
624,892,080.98	FEBRUARY	693,149,396.63	5,521,591.87	-	59,508,937.17	416,516,427.01	-	-	1,174,696,352.68
603,501,193.99	MARCH	739,688,672.95	7,305,520.23	-	29,426,429.95	380,026,687.61	-	-	1,156,447,310.74
788,499,324.91	APRIL	650,030,814.57	5,514,709.76	85,542,223.38	-	111,935,797.72	470,482,228.58	-	1,323,505,774.01
382,675,039.83	MAY	762,209,529.69	6,760,810.94	-	-	-	-	-	768,970,340.63
-	JUNE	733,625,766.73	9,738,020.34	-	-	-	-	-	743,363,787.07
1,180,413,624.07	JULY	594,541,474.77	6,241,548.21	-	-	-	-	-	600,783,022.98
-	AUGUST	749,007,024.41	8,421,235.01	-	-	-	-	-	757,428,259.42
14,032,257,194.74	SEPTEMBER	737,198,697.06	8,253,923.15	-	12,856,744.47	-	-	-	758,309,364.68
509,627,585.48	OCTOBER	1,034,989,512.10	8,640,532.75	-	-	-	-	-	1,043,630,044.85
-	NOVEMBER	967,496,444.07	9,795,273.11	-	-	-	-	56,814,589.47	1,034,106,306.65
1,494,973,912.78	DECEMBER	888,042,634.82	7,066,922.56	-	-	486,692,974.71	-	-	1,381,802,532.09
20,206,573,760.41	TOTAL	9,307,081,704.16	91,431,632.04	85,542,223.38	101,792,111.59	1,395,171,887.05	470,482,228.58	56,814,589.47	11,508,316,376.27



Imo State Government of Nigeria

Report of the Accountant General and Financial Statements for the year ended 31st December, 2019

Note 1d

FAAC SPECIAL ALLOCATION: DETAILS

Actual	PARTICULARS	Actual	Budget	Variance
2018		2019	2019	2019
=N=		=N=	=N=	=N=
5,999,624,551.60	13% Mineral Derivation	9,307,081,704.16	6,000,000,000.00	3,307,081,704.16
-	Rural Electrification refund	-	-	-
-	Ecological fund/Refund	-	-	-
92,864,881.65	Add. Funds from NNPC	85,542,223.38	-	85,542,223.38
1,305,424,640.57	Exchange Rate Gain	91,431,632.04	1,000,000,000.00	- 908,568,367.96
-	Forex Equil. Acct.	1,395,171,887.05	-	1,395,171,887.05
107,950,780.45	Excess Bank charge Recovery	101,792,111.59	113,395,185.00	- 11,603,073.41
12,700,708,906.12	Paris Club refund	-	-	-
-	Goods and value consideration	470,482,228.58	-	470,482,228.58
-	Solid Minerals	56,814,589.47	-	56,814,589.47
20,206,573,760.39	TOTAL	11,508,316,376.27	7,113,395,185.00	4,394,921,191.27



Lagos State Government of Nigeria

Report of the Accountant General and Financial Statements for the year ended 31st December, 2019

Note 2a

SUMMARY OF VALUE ADDED TAX ALLOCATION - 2019

Actual		Actual	Budget	Variance
2018		2019	2019	2019
=N=		=N=	=N=	=N=
11,997,818,438.24	Share of VAT	13,036,137,650.12	12,000,000,000.00	1,036,137,650.12
11,997,818,438.24	TOTAL	13,036,137,650.12	12,000,000,000.00	1,036,137,650.12

Note 2b

DETAILS OF VALUE ADDED TAX ALLOCATION

Actual	MONTH	Actual	Budget	Variance
2018		2019	2019	2019
=N=		=N=	=N=	=N=
922,714,121.77	JANUARY	1,101,228,933.87	1,000,000,000.00	101,228,933.87
1,050,891,082.69	FEBRUARY	1,146,672,169.16	1,000,000,000.00	146,672,169.16
997,252,272.73	MARCH	1,047,922,638.42	1,000,000,000.00	47,922,638.42
927,412,650.03	APRIL	1,028,875,172.68	1,000,000,000.00	28,875,172.68
963,902,534.42	MAY	1,166,689,753.95	1,000,000,000.00	166,689,753.95
-	JUNE	1,198,288,263.42	1,000,000,000.00	198,288,263.42
1,990,880,868.63	JULY	1,195,630,125.95	1,000,000,000.00	195,630,125.95
-	AUGUST	1,022,911,733.57	1,000,000,000.00	22,911,733.57
2,135,381,206.17	SEPTEMBER	969,446,040.81	1,000,000,000.00	- 30,553,959.19
871,317,517.06	OCTOBER	1,018,152,149.33	1,000,000,000.00	18,152,149.33
-	NOVEMBER	1,150,097,187.18	1,000,000,000.00	150,097,187.18
2,138,066,184.74	DECEMBER	990,223,481.78	1,000,000,000.00	- 9,776,518.22
11,997,818,438.24	TOTAL	13,036,137,650.12	12,000,000,000.00	1,036,137,650.12


Imo State Government of Nigeria
Report of the Accountant General and Financial Statements for the year ended 31st December, 2019
Note 3
SCHEDULE OF SHARE OF EXCESS CRUDE OIL ACCOUNT FOR 2019

Actual		Actual	Budget	Variance
2018		2019	2019	2019
=N=		=N=	=N=	=N=
924,757,711.90	Share of Excess Crude Account	-	3,000,000,000.00	- 3,000,000,000.00
924,757,711.90	TOTAL	-	3,000,000,000.00	- 3,000,000,000.00

Note 3b
DETAILS OF EXCESS CRUDE OIL ACCOUNT

Actual	MONTHS	Actual	Budget	Variance
2018		2019	2019	2019
=N=		=N=	=N=	=N=
-	JANUARY	-	250,000,000.00	- 250,000,000.00
-	FEBRUARY	-	250,000,000.00	- 250,000,000.00
-	MARCH	-	250,000,000.00	- 250,000,000.00
-	APRIL	-	250,000,000.00	- 250,000,000.00
-	MAY	-	250,000,000.00	- 250,000,000.00
-	JUNE	-	250,000,000.00	- 250,000,000.00
-	JULY	-	250,000,000.00	- 250,000,000.00
-	AUGUST	-	250,000,000.00	- 250,000,000.00
-	SEPTEMBER	-	250,000,000.00	- 250,000,000.00
377,555,294.10	OCTOBER	-	250,000,000.00	- 250,000,000.00
-	NOVEMBER	-	250,000,000.00	- 250,000,000.00
547,202,417.80	DECEMBER	-	250,000,000.00	- 250,000,000.00
924,757,711.90	TOTAL	-	3,000,000,000.00	- 3,000,000,000.00



Imo State Government of Nigeria
Report of the Accountant General and Financial Statements for the year ended 31st December, 2019

Note 4a

SCHEDULE OF PERSONAL INCOME TAXES FOR 2019

Actual 2018		Actual MDA's 2019	Actual Others 2019	Actual Total 2019	Budget 2019	Variance 2019
=N=	Description	=N=	=N=	=N=	=N=	=N=
	TAXES					
4,712,789.77	MINISTRY OF ENVIROMENT AND NATURAL RESORCES	14,699,596.70	17,700.00	14,717,296.70	-	14,699,596.70
3,812,098.45	MINISTRY OF NON-FORMAL SECTOR & MARKET DEV.	11,890,262.99	8,689,507.32	20,579,770.31	1,928,125.00	9,962,137.99
6,622,342.53	MINISTRY OF LANDS, SURVEY, HOUSING & URBAN DEV.	20,655,656.01	7,059,126.14	27,714,782.15	-	20,655,656.01
3,653,364.50	MINISTRY OF PUBLIC UTILITIES	11,395,158.15	-	11,395,158.15	-	11,395,158.15
4,297,161.66	MINISTRY OF WORKS	13,403,216.86	11,000.00	13,414,216.86	270,000,000.00	- 256,596,783.14
872,210.40	MINISTRY OF HOUSING	2,720,499.26	-	2,720,499.26	-	2,720,499.26
11,131,722.91	MINISTRY OF AGRIC. AND FOOD SECURITY	34,720,801.33	1,500.00	34,722,301.33	74,060,000.00	- 39,339,198.67
3,004,520.05	MINISTRY OF INFORMATION ORIENTATION AGENCY	9,371,356.48	-	9,371,356.48	-	9,371,356.48
569,640.43	MINISTRY OF TOURISM	1,776,757.50	-	1,776,757.50	3,000,000.00	- 1,223,242.50
443,538.87	MINISTRY OF TRANSPORT	3,337,640.41	-	3,337,640.41	3,697,500.00	- 359,859.59
3,378,748.00	MINISTRY OF TRADE AND INVESTMENT	10,538,605.65	-	10,538,605.65	-	10,538,605.65
42,498,137.57	TOTAL ECONOMIC SECTOR	134,509,551.33	15,778,833.46	150,288,384.79	352,685,625.00	- 218,176,073.67
5,202,158.68	MINISTRY OF BASIC AND SECONDARY EDUCATION	15,839,426.48	-	15,839,426.48	1,151,563.00	14,687,863.48
2,409,625.19	MINISTRY OF TALENT AND YOUTHS DEVELOPMENT	7,336,777.55	-	7,336,777.55	100,000.00	7,236,777.55
23,052,196.04	MINISTRY OF HEALTH	70,188,855.64	-	70,188,855.64	8,000,000.00	62,188,855.64
2,951,280.77	MINISTRY OF GENDER/SOCIAL DEVELOPMENT	8,985,999.41	-	8,985,999.41	1,884,375.00	7,101,624.41
775,580.80	MINISTRY OF TERTIARY EDUCATION	4,315,677.08	-	4,315,677.08	-	4,315,677.08
598,317.59	MINISTRY OF SCIENCE,TECH & VOCATIONAL EDU.	1,821,745.17	-	1,821,745.17	-	1,821,745.17
732,386.46	MINISTRY OF SPORTS	2,229,955.33	-	2,229,955.33	1,828,906.00	401,049.33
1,037,700.00	MINISTRY OF PUBLIC SAFETY	3,159,567.76	-	3,159,567.76	600,000.00	2,559,567.76
383,603.00	MINISTRY OF RURAL DEVELOPMENT & RURAL LANDS	1,167,986.59	-	1,167,986.59	68,131,000.00	- 66,963,013.41
317,745.63	MINISTRY OF LABOUR,EMPOWERMENT & POVERTY ALLE	967,465.41	-	967,465.41	-	967,465.41
37,460,594.16	TOTAL SOCIAL SERVICE SECTOR	116,013,456.42	-	116,013,456.42	81,695,844.00	34,317,612.42



Imo State Government of Nigeria

Report of the Accountant General and Financial Statements for the year ended 31st December, 2019

Note 4a Cont'd

SCHEDULE OF PERSONAL INCOME TAXES FOR 2019

Actual		Actual MDA's	Actual Others	Actual Total	Budget	Variance
2018		2019	2019	2019	2019	2019
=N=	Description	=N=	=N=	=N=	=N=	=N=
	TAXES					
2,045,876,471.96	OFFICE OF THE EXECUTIVE GOVERNOR	292,029,109.48	4,408,994.18	296,438,103.66	1,025,975,274.00	- 729,537,170.34
2,983,098.93	OFFICE OF THE DEPUTY GOVERNOR	9,192,695.39	-	9,192,695.39	31,200,000.00	- 22,007,304.61
2,358,221.52	MINISTRY OF LOCAL GOVERNMENT & RURAL DEV.	7,267,077.82	-	7,267,077.82	100,000,000.00	- 92,732,922.18
2,167,829.36	IMO STATE PLANNING & ECONOMIC DEV. COMM.	8,634,571.27	-	8,634,571.27	-	8,634,571.27
-	IMO BUREAU OF STATISTICS	4,971,749.66	-	4,971,749.66	5,343,750.00	- 372,000.34
5,755,453.61	OFFICE OF THE SECRETARY TO THE STATE GOVERNMENT	17,735,962.86	-	17,735,962.86	-	17,735,962.86
4,392,031.67	OFFICE OF THE HEAD OF SERVICE	13,534,451.99	-	13,534,451.99	-	13,534,451.99
5,710,839.63	MINISTRY OF FINANCE	17,598,480.75	-	17,598,480.75	5,694,097.00	11,904,383.75
5,325,769,597.73	BOARD OF INTERNAL REVENUE	5,345,155.24	10,813,610,022.02	10,818,955,177.26	19,009,500,000.00	- 8,190,544,822.74
23,208,034.83	MINISTRY OF JUSTICE	71,517,706.81	-	71,517,706.81	-	71,517,706.81
2,403,566.49	OFFICE OF THE AUDITOR GENERAL -STATE	7,797,653.45	-	7,797,653.45	-	7,797,653.45
2,076,584.28	OFFICE OF THE AUDITOR GENERAL -LOCAL GOVT	6,399,186.62	-	6,399,186.62	-	6,399,186.62
1,752,645.61	CIVIL SERVICE COMMISSION	5,400,939.61	3,335,860.09	8,736,799.70	-	8,736,799.70
50,532,869.73	JUDICIARY -HIGH COURT	138,133,873.38	-	138,133,873.38	-	138,133,873.38
49,215,269.63	JUDICIARY -CUSTOMARY COURT OF APPEAL	151,158,566.65	-	151,158,566.65	23,750,000.00	127,408,566.65
4,046,392.17	JUDICIAL SERVICE COMMISSION	12,469,331.90	-	12,469,331.90	-	12,469,331.90
915,978.33	LOCAL GOVERNMENT SERVICE COMMISSION	2,822,671.99	-	2,822,671.99	550,000.00	2,272,671.99
45,214,294.95	LEGISLATURE	125,652,602.08	-	125,652,602.08	10,500,000.00	115,152,602.08
2,691,074.01	HOUSE OF ASSEMBLY SERVICE COMMISSION	8,292,793.57	-	8,292,793.57	-	8,292,793.57
2,484,476.46	IMO STATE INDEPENDENT ELECTORAL COMMISSION	7,656,144.11	-	7,656,144.11	3,350,000.00	4,306,144.11
-	MINISTRY OF HAPPINESS AND PURPOSE FULFILLMENT	4,132,328.38	-	4,132,328.38	13,500,000.00	- 9,367,671.62
2,741,087.31	MIN. OF COMMUNITY GOVT COUNCIL,CULTURE AND C	8,446,914.17	-	8,446,914.17	-	8,446,914.17
1,457,205.06	MINISTRY OF INTERNAL RESOURCES & PENSIONS	6,444,716.75	-	6,444,716.75	1,599,840.00	4,844,876.75
325,896.26	LAGOS LIASION OFFICE	1,004,279.47	-	1,004,279.47	-	1,004,279.47
337,045.61	ABUJA LIASION OFFICE	1,038,637.24	-	1,038,637.24	-	1,038,637.24
204,190.49	LOCAL GOVERNMENT PENSION BOARD	629,231.89	-	629,231.89	-	629,231.89
493,051.60	MINISTRY OF NIGER DELTA AFFAIRS	19,107,224.73	-	19,107,224.73	15,000,000.00	4,107,224.73
127,137.62	MIN. OF INTER-GOVT. AFFAIRS & DONOR AGENCIES	391,786.35	-	391,786.35	-	391,786.35
7,585,240,344.85	TOTAL GENERAL ADMINISTRATION	954,805,843.60	10,821,354,876.29	11,776,160,719.89	20,245,962,961.00	- 8,469,802,241.11
7,665,199,076.58	GRAND TOTAL	1,205,328,851.35	10,837,133,709.75	12,042,462,561.10	20,680,344,430.00	- 8,653,660,702.36



Imo State Government of Nigeria

Report of the Accountant General and Financial Statements for the year ended 31st December, 2019

Note 4b

MONTHLY SCHEDULE OF PERSONAL INCOME TAX FOR 2019

DESCRIPTION	JANUARY	FEBRUARY	MARCH	APRIL	MAY	JUNE	SUB-TOTAL
	=N=	=N=	=N=	=N=	=N=	=N=	=N=
MINISTRY OF ENVIROMENT	1,143,712.67	1,914,478.81	1,828,717.16	1,831,877.91	1,322,807.45	1,616,764.67	9,658,358.67
MINISTRY OF NON-FORMAL SECTOR & MARKET DEV.	925,130.45	1,548,590.55	1,479,219.35	1,481,776.04	1,069,997.28	1,307,774.46	7,812,488.13
MINISTRY OF LANDS, SURVEY, HOUSING & URBAN DEV.	1,607,128.14	2,690,197.33	2,569,686.32	2,574,127.76	1,858,789.48	2,271,853.81	13,571,782.85
MINISTRY OF PUBLIC UTILITIES	886,608.46	1,484,107.99	1,417,625.37	1,420,075.59	1,025,443.11	1,253,319.35	7,487,179.87
MINISTRY OF WORKS	1,042,846.91	1,745,638.01	1,667,439.80	1,670,321.80	1,206,147.05	1,474,179.73	8,806,573.30
MINISTRY OF HOUSING	211,670.40	354,318.44	338,446.27	339,031.24	244,816.02	299,219.57	1,787,501.94
MINISTRY OF AGRIC. AND FOOD SECURITY	2,701,476.86	4,522,045.06	4,319,473.96	4,326,939.73	3,124,503.05	3,818,837.07	22,813,275.73
MINISTRY OF INFORMATION ORIENTATION AGENCY	729,145.12	1,220,527.60	1,165,852.42	1,167,867.48	843,322.47	1,030,727.46	6,157,442.55
MINISTRY OF TOURISM	138,241.89	231,405.30	221,039.19	221,421.23	159,889.29	195,420.24	1,167,417.15
MINISTRY OF TRANSPORT	259,687.51	434,695.05	415,222.29	415,939.96	300,352.16	367,097.08	2,192,994.05
MINISTRY OF TRADE AND INVESTMENT	819,963.78	1,372,550.40	1,311,065.15	1,313,331.19	948,362.49	1,159,109.71	6,924,382.71
TOTAL ECONOMIC SECTOR	10,465,612.17	17,518,554.54	16,733,787.29	16,762,709.94	12,104,429.85	14,794,303.15	88,379,396.94
MINISTRY OF BASIC AND SECONDARY EDUCATION	1,232,397.94	2,062,930.51	1,970,518.75	1,973,924.60	1,425,380.02	1,742,131.13	10,407,282.95
MINISTRY OF TALENT AND YOUTHS DEVELOPMENT	570,843.24	955,543.58	912,738.71	914,316.29	660,231.99	806,950.21	4,820,624.03
MINISTRY OF HEALTH	5,461,094.28	9,141,412.51	8,731,910.62	8,747,002.85	6,316,250.94	7,719,862.25	46,117,533.46
MINISTRY OF GENDER/SOCIAL DEVELOPMENT	699,162.13	1,170,338.61	1,117,911.71	1,119,843.91	808,644.43	988,343.19	5,904,243.98
MINISTRY OF TERTIARY EDUCATION	335,784.35	562,074.76	536,895.87	537,823.84	388,365.06	474,668.41	2,835,612.30
MINISTRY OF SCIENCE,TECH & VOCATIONAL EDU.	141,742.19	237,264.50	226,635.92	227,027.64	163,937.70	200,368.30	1,196,976.26
MINISTRY OF SPORTS	173,503.27	290,429.89	277,419.69	277,899.18	200,672.28	245,266.12	1,465,190.43
MINISTRY OF PUBLIC SAFETY	245,832.44	411,502.82	393,069.00	393,748.38	284,327.51	347,511.41	2,075,991.56
MINISTRY OF RURAL DEVELOPMENT & RURAL LANDS	90,876.03	152,118.84	145,304.47	145,555.61	105,106.38	128,463.35	767,424.69
MINISTRY OF LABOUR,EMPOWERMENT & POVERTY ALLE	75,274.34	126,002.91	120,358.44	120,566.47	87,061.60	106,408.63	635,672.40
TOTAL SOCIAL SERVICE SECTOR	9,026,510.23	15,109,618.94	14,432,763.20	14,457,708.77	10,439,977.91	12,759,973.00	76,226,552.05



Note 4b Cont'd

MONTHLY SCHEDULE OF PERSONAL INCOME TAX FOR 2019

DESCRIPTION	JANUARY	FEBRUARY	MARCH	APRIL	MAY	JUNE	SUB-TOTALC/F
	=N=	=N=	=N=	=N=	=N=	=N=	=N=
OFFICE OF THE EXECUTIVE GOVERNOR	22,721,534.43	38,033,937.61	36,330,156.13	36,392,949.10	26,279,515.73	32,119,408.11	191,877,501.11
OFFICE OF THE DEPUTY GOVERNOR	715,244.26	1,197,258.74	1,143,625.92	1,145,602.56	827,244.87	1,011,077.06	6,040,053.41
MINISTRY OF LOCAL GOVERNMENT & RURAL DEVELOPM	565,420.20	946,465.87	904,067.65	905,630.24	653,959.76	799,284.15	4,774,827.88
IMO STATE PLANNING & ECONOMIC DEV. COMMISSION	671,819.01	1,124,568.53	1,074,191.96	1,076,048.59	777,019.63	949,690.66	5,673,338.40
IMO BUREAU OF STATISTICS	386,830.55	647,521.81	618,515.19	619,584.23	447,404.62	546,827.87	3,266,684.28
OFFICE OF THE SECRETARY TO THE STATE GOVERNMENT	1,379,959.32	2,309,935.84	2,206,459.15	2,210,272.79	1,596,048.13	1,950,725.50	11,653,400.72
OFFICE OF THE HEAD OF SERVICE	1,053,057.75	1,762,730.10	1,683,766.23	1,686,676.45	1,217,956.81	1,488,613.88	8,892,801.24
MINISTRY OF FINANCE	1,369,262.42	2,292,030.13	2,189,355.56	2,193,139.63	1,583,676.20	1,935,604.25	11,563,068.20
BOARD OF INTERNAL REVENUE	415,883.64	696,154.23	664,969.07	666,118.40	481,007.16	587,897.63	3,512,030.13
MINISTRY OF JUSTICE	5,564,486.50	9,314,482.39	8,897,227.61	8,912,605.56	6,435,833.41	7,866,018.62	46,990,654.09
OFFICE OF THE AUDITOR GENERAL- STATE	606,702.02	1,015,568.16	970,074.41	971,751.09	701,705.93	857,640.58	5,123,442.18
OFFICE OF THE AUDITOR GENERAL- LOCAL GOVT.	497,893.31	833,431.52	796,096.83	797,472.80	575,858.78	703,827.39	4,204,580.63
CIVIL SERVICE COMMISSION	420,223.98	703,419.60	671,908.97	673,070.30	486,027.16	594,033.19	3,548,683.21
JUDICIARY- HIGH COURT	10,747,605.15	17,990,587.07	17,184,674.49	17,214,376.44	12,430,580.31	15,192,931.49	90,760,754.95
JUDICIARY- CUSTOMARY COURT OF APPEAL	11,761,000.76	19,686,926.09	18,805,023.71	18,837,526.27	13,602,664.26	16,625,478.54	99,318,619.61
JUDICIAL SERVICE COMMISSION	970,185.32	1,624,008.62	1,551,258.97	1,553,940.16	1,122,107.33	1,371,464.51	8,192,964.90
LOCAL GOVERNMENT SERVICE COMMISSION	219,620.02	367,625.44	351,157.16	351,764.10	254,010.48	310,457.25	1,854,634.45
LEGISLATURE	9,776,490.88	16,365,023.46	15,631,930.19	15,658,948.38	11,307,398.56	13,820,153.80	82,559,945.27
HOUSE OF ASSEMBLY SERVICE COMMISSION	645,226.75	1,080,055.32	1,031,672.79	1,033,455.93	746,263.27	912,099.56	5,448,773.62
IMO STATE INDEPENDENT ELECTORAL COMMISSION	595,691.79	997,137.95	952,469.81	954,116.06	688,971.59	842,076.39	5,030,463.58
MINISTRY OF HAPPINESS AND PURPOSE FULFILLMENT	321,518.77	538,195.39	514,086.20	514,974.75	371,865.63	454,502.44	2,715,143.17
MINISTRY OF COMMUNITY GOVT COUNCIL,CULTURE AND	657,218.22	1,100,128.02	1,050,846.31	1,052,662.59	760,132.49	929,050.82	5,550,038.44
MINISTRY OF INTERNAL RESOURCES & PENSIONS	501,435.81	839,361.37	801,761.05	803,146.81	579,956.00	708,835.11	4,234,496.17
LAGOS LIASION OFFICE	78,138.69	130,797.59	124,938.33	125,154.28	90,374.48	110,457.70	659,861.05
ABUJA LIASION OFFICE	80,811.92	135,272.35	129,212.64	129,435.97	93,466.31	114,236.60	682,435.80
LOCAL GOVERNMENT PENSION BOARD	48,957.84	81,951.30	78,280.18	78,415.48	56,624.18	69,207.33	413,436.33
MINISTRY OF NIGER DELTA AFFAIRS	1,486,651.33	2,488,529.29	2,377,052.27	2,381,160.76	1,719,447.13	2,101,546.49	12,554,387.27
MINISTRY OF INTER-GOVT. AFFAIRS & DONOR AGENCIES	30,483.22	51,026.34	48,740.55	48,824.79	35,256.61	43,091.41	257,422.92
TOTAL GENERAL ADMINISTRATION	74,289,353.87	124,354,130.14	118,783,519.34	118,988,824.54	85,922,376.80	105,016,238.31	627,354,443.00
SUB- TOTAL	93,781,476.27	156,982,303.61	149,950,069.83	150,209,243.25	108,466,784.56	132,570,514.47	791,960,391.98



Imo State Government of Nigeria

Report of the Accountant General and Financial Statements for the year ended 31st December, 2019

4b MONTHLY SCHEDULE OF PERSONAL INCOME TAX FOR 2019

DESCRIPTION	SUB-TOTALB/F =N=	JULY =N=	AUGUST =N=	SEPTEMBER =N=	OCTOBER =N=	NOVEMBER =N=	DECEMBER =N=	TOTAL =N=
MINISTRY OF ENVIROMENT	9,658,358.67	863,436.29	1,062,007.02	1,055,311.02	-	762,475.11	1,298,008.58	14,699,596.70
MINISTRY OF NON-FORMAL SECTOR & MARKET	7,812,488.13	698,419.47	859,040.08	853,623.80	-	616,753.63	1,049,937.88	11,890,262.99
MINISTRY OF LANDS, SURVEY, HOUSING & URBA	13,571,782.85	1,213,287.91	1,492,316.57	1,482,907.45	-	1,071,418.76	1,823,942.47	20,655,656.01
MINISTRY OF PUBLIC UTILITIES	7,487,179.87	669,337.62	823,270.07	818,079.31	-	591,072.30	1,006,218.97	11,395,158.15
MINISTRY OF WORKS	8,806,573.30	787,288.53	968,347.00	962,241.53	-	695,231.27	1,183,535.23	13,403,216.86
MINISTRY OF HOUSING	1,787,501.94	159,798.79	196,548.88	195,309.63	-	141,113.60	240,226.41	2,720,499.26
MINISTRY OF AGRIC. AND FOOD SECURITY	22,813,275.73	2,039,457.31	2,508,486.15	2,492,670.04	-	1,800,984.58	3,065,927.52	34,720,801.33
MINISTRY OF INFORMATION ORIENTATION AGE	6,157,442.55	550,461.99	677,055.74	672,786.88	-	486,096.74	827,512.58	9,371,356.48
MINISTRY OF TOURISM	1,167,417.15	104,364.56	128,366.03	127,556.68	-	92,161.26	156,891.82	1,776,757.50
MINISTRY OF TRANSPORT	2,192,994.05	196,048.91	241,135.70	239,615.33	-	173,125.00	294,721.41	3,337,640.41
MINISTRY OF TRADE AND INVESTMENT	6,924,382.71	619,024.78	761,386.41	756,585.84	-	546,642.52	930,583.39	10,538,605.65
TOTAL ECONOMIC SECTOR	88,379,396.94	7,900,926.16	9,717,959.67	9,656,687.52		6,977,074.78	11,877,506.26	134,509,551.33
MINISTRY OF BASIC AND SECONDARY EDUCATIO	10,407,282.95	930,388.49	1,144,356.71	1,137,141.49	-	821,598.63	1,398,658.20	15,839,426.48
MINISTRY OF TALENT AND YOUTHS DEVELOPME	4,820,624.03	430,953.32	530,062.79	526,720.72	-	380,562.16	647,854.52	7,336,777.55
MINISTRY OF HEALTH	46,117,533.46	4,122,807.34	5,070,959.36	5,038,986.75	-	3,640,729.52	6,197,839.22	70,188,855.64
MINISTRY OF GENDER/SOCIAL DEVELOPMENT	5,904,243.98	527,826.59	649,214.71	645,121.39	-	466,108.09	793,484.65	8,985,999.41
MINISTRY OF TERTIARY EDUCATION	2,835,612.30	253,497.58	311,796.27	309,830.38	-	223,856.23	381,084.32	4,315,677.08
MINISTRY OF SCIENCE,TECH & VOCATIONAL EDU	1,196,976.26	107,007.08	131,616.27	130,786.43	-	94,494.79	160,864.34	1,821,745.17
MINISTRY OF SPORTS	1,465,190.43	130,984.84	161,108.38	160,092.59	-	115,668.85	196,910.24	2,229,955.33
MINISTRY OF PUBLIC SAFETY	2,075,991.56	185,589.14	228,270.42	226,831.17	-	163,888.29	278,997.18	3,159,567.76
MINISTRY OF RURAL DEVELOPMENT & RURAL LA	767,424.69	68,606.10	84,383.94	83,851.90	-	60,584.02	103,135.93	1,167,986.59
MINISTRY OF LABOUR,EMPOWERMENT & POVER	635,672.40	56,827.73	69,896.82	69,456.12	-	50,182.89	85,429.45	967,465.41
TOTAL SOCIAL SERVICE SECTOR	76,226,552.05	6,814,488.22	8,381,665.68	8,328,818.93		6,017,673.49	10,244,258.06	116,013,456.42





4b MONTHLY SCHEDULE OF PERSONAL INCOME TAX FOR 2019

DESCRIPTION	SUB-TOTALB/F	JULY	AUGUST	SEPTEMBER	OCTOBER	NOVEMBER	DECEMBER	TOTAL
	=N=	=N=	=N=	=N=	=N=	=N=	=N=	=N=
OFFICE OF THE EXECUTIVE GOVERNOR	191,877,501.11	17,153,431.91	21,098,331.53	20,965,305.66	-	15,147,689.62	25,786,849.65	292,029,109.48
OFFICE OF THE DEPUTY GOVERNOR	6,040,053.41	539,967.66	664,147.95	659,960.47	-	476,829.51	811,736.39	9,192,695.39
MINISTRY OF LOCAL GOVERNMENT & RURAL DE	4,774,827.88	426,859.24	525,027.17	521,716.85	-	376,946.80	641,699.88	7,267,077.82
IMO STATE PLANNING & ECONOMIC DEV. COMM	5,673,338.40	507,184.13	623,824.96	619,891.72	-	447,879.34	762,452.73	8,634,571.27
IMO BUREAU OF STATISTICS	3,266,684.28	292,034.48	359,195.78	356,931.03	-	257,887.03	439,017.06	4,971,749.66
OFFICE OF THE SECRETARY TO THE STATE GOVEI	11,653,400.72	1,041,788.72	1,281,376.45	1,273,297.32	-	919,972.88	1,566,126.78	17,735,962.86
OFFICE OF THE HEAD OF SERVICE	8,892,801.24	794,997.12	977,828.39	971,663.15	-	702,038.50	1,195,123.59	13,534,451.99
MINISTRY OF FINANCE	11,563,068.20	1,033,713.19	1,271,443.73	1,263,427.23	-	912,841.62	1,553,986.79	17,598,480.75
BOARD OF INTERNAL REVENUE	3,512,030.13	313,967.87	386,173.34	383,738.50	-	277,255.76	471,989.64	5,345,155.24
MINISTRY OF JUSTICE	46,990,654.09	4,200,862.43	5,166,965.35	5,134,387.41	-	3,709,657.67	6,315,179.87	71,517,706.81
OFFICE OF THE AUDITOR GENERAL- STATE	5,123,442.18	458,024.60	563,359.86	559,807.85	-	404,468.02	688,550.94	7,797,653.45
OFFICE OF THE AUDITOR GENERAL- LOCAL GOVT	4,204,580.63	375,880.38	462,324.32	459,409.35	-	331,928.87	565,063.06	6,399,186.62
CIVIL SERVICE COMMISSION	3,548,683.21	317,244.57	390,203.62	387,743.37	-	280,149.32	476,915.53	5,400,939.61
JUDICIARY- HIGH COURT	90,760,754.95	8,113,814.39	9,979,807.36	9,916,884.26	-	7,165,070.10	12,197,542.33	138,133,873.38
JUDICIARY- CUSTOMARY COURT OF APPEAL	99,318,619.61	8,878,868.91	10,920,807.03	10,851,950.89	-	7,840,667.17	13,347,653.04	151,158,566.65
JUDICIAL SERVICE COMMISSION	8,192,964.90	732,433.27	900,876.28	895,196.22	-	646,790.21	1,101,071.01	12,469,331.90
LOCAL GOVERNMENT SERVICE COMMISSION	1,854,634.45	165,800.29	203,930.59	202,644.80	-	146,413.35	249,248.50	2,822,671.99
LEGISLATURE	82,559,945.27	7,380,679.81	9,078,068.49	9,020,830.88	-	6,517,660.59	11,095,417.04	125,652,602.08
HOUSE OF ASSEMBLY SERVICE COMMISSION	5,448,773.62	487,108.53	599,132.42	595,354.87	-	430,151.17	732,272.96	8,292,793.57
IMO STATE INDEPENDENT ELECTORAL COMMISS	5,030,463.58	449,712.52	553,136.18	549,648.64	-	397,127.86	676,055.33	7,656,144.11
MINISTRY OF HAPPINESS AND PURPOSE FULFILL	2,715,143.17	242,727.90	298,549.81	296,667.44	-	214,345.85	364,894.21	4,132,328.38
MINISTRY OF COMMUNITY GOVT COUNCIL,CULT	5,550,038.44	496,161.38	610,267.23	606,419.47	-	438,145.48	745,882.17	8,446,914.17
MINISTRY OF INTERNAL RESOURCES & PENSION	4,234,496.17	378,554.76	465,613.76	462,678.04	-	334,290.54	569,083.48	6,444,716.75
LAGOS LIASION OFFICE	659,861.05	58,990.15	72,556.54	72,099.07	-	52,092.46	88,680.21	1,004,279.47
ABUJA LIASION OFFICE	682,435.80	61,008.28	75,038.80	74,565.67	-	53,874.61	91,714.08	1,038,637.24
LOCAL GOVERNMENT PENSION BOARD	413,436.33	36,960.31	45,460.34	45,173.71	-	32,638.56	55,562.64	629,231.89
MINISTRY OF NIGER DELTA AFFAIRS	12,554,387.27	1,122,334.96	1,380,446.50	1,371,742.73	-	991,100.89	1,687,212.39	19,107,224.73
MINISTRY OF INTER-GOVT. AFFAIRS & DONOR A	257,422.92	23,013.05	28,305.53	28,127.06	-	20,322.15	34,595.65	391,786.35
TOTAL GENERAL ADMINISTRATION	627,354,443.00	56,084,124.81	68,982,199.31	68,547,263.65	-	49,526,235.91	84,311,576.93	954,805,843.60
SUB- TOTAL	791,960,391.98	70,799,539.18	87,081,824.66	86,532,770.11	0.00	62,520,984.18	106,433,341.25	1,205,328,851.35



4c Monthly Schedule of
Taxes Generated by the Board of Internal Revenue (BIR)

MONTHS	ACTUAL 2019	ACTUAL 2018
	=N=	=N=
JANUARY	341,041,324.80	736,806,959.41
FEBRUARY	238,324,535.34	615,553,190.32
MARCH	251,433,978.24	410,609,772.54
APRIL	221,298,216.86	598,184,144.11
MAY	5,383,008,520.93	722,267,369.86
JUNE	354,753,421.88	510,187,519.90
JULY	275,566,018.93	625,030,565.67
AUGUST	986,242,416.78	630,117,755.23
SEPTEMBER	594,866,505.17	449,309,502.72
OCTOBER	721,575,394.49	815,535,190.99
NOVEMBER	619,482,760.84	661,294,782.75
DECEMBER	849,540,615.49	499,233,390.39
TOTAL	10,837,133,709.75	7,274,130,143.89



Imo State Government of Nigeria

Report of the Accountant General and Financial Statements for the year ended 31st December, 2019

Note 5a

SCHEDULE OF LICENCES FOR 2019

ACTUAL 2018	LICENCES	ACTUAL 2019	BUDGET 2019	VARIANCE 2019
N	Description	N	N	N
601,871.00	MINISTRY OF AGRICULTURE & FOOD SAFETY	33,000.00	300,000.00	- 267,000.00
-	MINISTRY OF COMMERCE AND INDUSTRY	-	-	-
-	MINISTRY OF LANDS, SURVEY, HOUSING & URBAN DEV.	-	-	-
5,958,518.60	MINISTRY OF INFORMATION & PUBLIC UTILITIES	-	-	-
	MINISTRY OF TOURISM	5,600,850.00		
1,584,925.40	MINISTRY OF WORKS	-	-	-
	MINISTRY OF TRANSPORT	-	1,600,000.00	- 1,600,000.00
8,145,315.00	TOTAL ECONOMIC SECTOR	5,633,850.00	1,900,000.00	- 1,867,000.00
-	MINISTRY OF EDUCATION, SCIENCE AND TECHNOLOGY	1,628,000.00	-	1,628,000.00
3,651,348.10	MINISTRY OF HEALTH, SOCIAL DEVELOPMENT & WOMEN AFFAIR	5,000.00	-	5,000.00
-	MINISTRY OF YOUTH, SPORTS AND PUBLIC SAFETY	-	-	-
3,651,348.10	TOTAL SOCIAL SERVICE SECTOR	1,633,000.00	-	1,633,000.00


Imo State Government of Nigeria
Report of the Accountant General and Financial Statements for the year ended 31st December, 2019
Note 5a
SCHEDULE OF LICENCES FOR 2019 CONT'D

ACTUAL 2018	LICENCES	ACTUAL 2019	BUDGET 2019	VARIANCE 2019
N	Description	N	N	N
-	OFFICE OF THE EXECUTIVE GOVERNOR	-	-	-
-	OFFICE OF THE DEPUTY GOVERNOR	-	-	-
-	MINISTRY OF LOCAL GOVERNMENT & RURAL DEVELOPMENT	-	-	-
	MINISTRY OF PUBLIC SAFETY	-	7,200,000.00	- 7,200,000.00
-	IMO STATE PLANNING & ECONOMIC DEVT. COMM.	-	-	-
-	OFFICE OF THE SECRETARY TO THE STATE GOVERNMENT	-	-	-
-	OFFICE OF THE HEAD OF SERVICE	-	-	-
-	MINISTRY OF FINANCE	-	-	-
188,826,858.90	BOARD OF INTERNAL REVENUE	176,364,100.80	216,300,000.00	- 39,935,899.20
-	MINISTRY OF JUSTICE	-	-	-
-	OFFICE OF THE AUDITOR GENERAL -STATE	-	-	-
-	OFFICE OF THE AUDITOR GENERAL -LOCAL GOVT	-	-	-
-	CIVIL SERVICE COMMISSION	-	-	-
-	JUDICIARY -HIGH COURT	-	-	-
-	JUDICIARY -CUSTOMARY COURT OF APPEAL	-	-	-
-	JUDICIAL SERVICE COMMISSION	-	-	-
-	LOCAL GOVERNMENT SERVICE COMMISSION	-	-	-
-	LEGISLATURE	-	-	-
-	HOUSE OF ASSEMBLY SERVICE COMMISSION	-	-	-
-	IMO STATE INDEPENDENT ELECTORAL COMMISSION	-	-	-
-	MINISTRY OF COMMUNITY GOVT COUNCIL, CULTURE AND C	-	-	-
-	MINISTRY OF INTERNAL RESOURCES & PENSIONS	-	-	-
188,826,858.90	TOTAL GENERAL ADMINISTRATION	176,364,100.80	223,500,000.00	- 47,135,899.20
200,623,522.00	GRAND TOTAL	183,630,950.80	225,400,000.00	- 41,769,049.20



Imo State Government of Nigeria

Report of the Accountant General and Financial Statements for the year ended 31st December, 2019

Note 5b

MONTHLY SCHEDULE OF LICENCES FOR 2019

DESCRIPTION	JANUARY	FEBRUARY	MARCH	APRIL	MAY	JUNE	SUB-TOTAL C/F
	=N=	=N=	=N=	=N=	=N=	=N=	=N=
MINISTRY OF AGRICULTURE AND ENVIROMENT	-						-
MINISTRY OF COMMERCE AND INDUSTRY	-	-	-	-	-	-	-
MINISTRY OF LAND, SURVEY/ HOUSING & URBAN DE	-	-	-	-	-	-	-
MINISTRY OF INFORMATION & PUBLIC UTILITIES	-	-	-	-	-	-	-
MINISTRY OF TOURISM		12,000.00	116,250.00	80,600.00	125,000.00	520,000.00	853,850.00
MINISTRY OF NON-FORMAL SECTOR & MARKET DEV	-	-	-	-	-	-	-
MINISTRY OF WORKS AND TRANSPORT	-	-	-	-	-	-	-
TOTAL ECONOMIC SECTOR	-	12,000.00	116,250.00	80,600.00	125,000.00	520,000.00	853,850.00
MINISTRY OF EDUCATION, SCIENCE AND TECHNOLOG	-						-
MINISTRY OF HEALTH, SOCIAL DEVELOPMENT & WO	-						-
MINISTRY OF YOUTH, SPORTS AND PUBLIC SAFETY	-						-
TOTAL SOCIAL SERVICE SECTOR	-	-	-	-	-	-	-



Imo State Government of Nigeria

Report of the Accountant General and Financial Statements for the year ended 31st December, 2019

5b MONTHLY SCHEDULE OF LICENCES FOR 2019 CONT'D

DESCRIPTION	JANUARY	FEBRUARY	MARCH	APRIL	MAY	JUNE	SUB-TOTAL C/F
	=N=	=N=	=N=	=N=	=N=	=N=	=N=
OFFICE OF THE EXECUTIVE GOVERNOR	-	-	-	-	-	-	-
OFFICE OF THE DEPUTY GOVERNOR	-	-	-	-	-	-	-
MINISTRY OF LOCAL GOVERNMENT & RURAL DEVELOPMENT	-	-	-	-	-	-	-
MINISTRY OF PUBLIC SAFETY	-	-	-	-	-	-	-
IMO STATE PLANNING & ECONOMIC DEV. COMMISSION	-	-	-	-	-	-	-
OFFICE OF THE SECRETARY TO THE STATE GOVERNMENT	-	-	-	-	-	-	-
OFFICE OF THE HEAD OF SERVICE	-	-	-	-	-	-	-
MINISTRY OF FINANCE	-	-	-	-	-	-	-
BOARD OF INTERNAL REVENUE		6,409,500.00	5,882,500.00	5,058,500.00	4,811,120.00	3,759,840.74	25,921,460.74
MINISTRY OF JUSTICE	-	-	-	-	-	-	-
OFFICE OF THE AUDITOR GENERAL- STATE	-	-	-	-	-	-	-
OFFICE OF THE AUDITOR GENERAL- LOCAL GOVT.	-	-	-	-	-	-	-
CIVIL SERVICE COMMISSION	-	-	-	-	-	-	-
JUDICIARY- HIGH COURT	-	-	-	-	-	-	-
JUDICIARY- CUSTOMARY COURT OF APPEAL	-	-	-	-	-	-	-
JUDICIAL SERVICE COMMISSION	-	-	-	-	-	-	-
LOCAL GOVERNMENT SERVICE COMMISSION	-	-	-	-	-	-	-
LEGISLATURE	-	-	-	-	-	-	-
HOUSE OF ASSEMBLY SERVICE COMMISSION	-	-	-	-	-	-	-
IMO STATE INDEPENDENT ELECTORAL COMMISSION	-	-	-	-	-	-	-
MIN. OF COMMUNITY GOVT. COUNCIL, CULTURE AND TOURISM	-	-	-	-	-	-	-
MINISTRY OF INTERNAL RESOURCES & PENSIONS	-	-	-	-	-	-	-
TOTAL GENERAL ADMINISTRATION	-	6,409,500.00	5,882,500.00	5,058,500.00	4,811,120.00	3,759,840.74	25,921,460.74
SUB-TOTAL	-	6,421,500.00	5,998,750.00	5,139,100.00	4,936,120.00	4,279,840.74	26,775,310.74



Imo State Government of Nigeria

Report of the Accountant General and Financial Statements for the year ended 31st December, 2019

5b MONTHLY SCHEDULE OF LICENCES FOR 2019 CONT'D

DESCRIPTION	SUB-TOTAL B/F	JULY	AUGUST	SEPTEMBER	OCTOBER	NOVEMBER	DECEMBER	TOTAL
	=N=	=N=	=N=	=N=	=N=			
MINISTRY OF AGRICULTURE AND ENVIRONMENT	-	-	-	-	20,500.00	6,000.00	6,500.00	33,000.00
MINISTRY OF COMMERCE AND INDUSTRY	-	-	-	-	-	-	-	-
MINISTRY OF LAND, SURVEY/ HOUSING & URBAN DEV.	-	-	-	-	-	-	-	-
MINISTRY OF INFORMATION & PUBLIC UTILITIES	-	-	-	-	-	-	-	-
MINISTRY OF TOURISM	853,850.00	130,000.00	4,200,000.00	-	110,000.00	150,000.00	157,000.00	5,600,850.00
MINISTRY OF NON-FORMAL SECTOR & MARKET DEVELOPMENT	-	-	-	-	-	-	-	-
MINISTRY OF WORKS AND TRANSPORT	-	-	-	-	-	-	-	-
TOTAL ECONOMIC SECTOR- a	853,850.00	130,000.00	4,200,000.00	-	130,500.00	156,000.00	163,500.00	5,633,850.00
MINISTRY OF EDUCATION, SCIENCE AND TECHNOLOGY	-	-	-	-	780,000.00	238,000.00	610,000.00	1,628,000.00
MINISTRY OF HEALTH, SOCIAL DEVELOPMENT & WOMEN AFFAIRS	-	-	-	-	5,000.00	-	-	5,000.00
MINISTRY OF YOUTH, SPORTS AND PUBLIC SAFETY	-	-	-	-	-	-	-	-
TOTAL SOCIAL SERVICE SECTOR -b	-	-	-	-	785,000.00	238,000.00	610,000.00	1,633,000.00



Imo State Government of Nigeria

Report of the Accountant General and Financial Statements for the year ended 31st December, 2019

5b MONTHLY SCHEDULE OF LICENCES FOR 2019 CONT'D

DESCRIPTION	SUB-TOTAL B/F	JULY	AUGUST	SEPTEMBER	OCTOBER	NOVEMBER	DECEMBER	TOTAL
	=N=	=N=	=N=	=N=	=N=			
OFFICE OF THE EXECUTIVE GOVERNOR	-	-	-	-	-	-	-	-
OFFICE OF THE DEPUTY GOVERNOR	-	-	-	-	-	-	-	-
MINISTRY OF LOCAL GOVERNMENT & RURAL DEVELOPMENT	-	-	-	-	-	-	-	-
MINISTRY OF PUBLIC SAFETY	-	-	-	-	-	-	-	-
IMO STATE PLANNING & ECONOMIC DEVELOPMENT COMMISSION	-	-	-	-	-	-	-	-
OFFICE OF THE SECRETARY TO THE STATE GOVERNMENT	-	-	-	-	-	-	-	-
OFFICE OF THE HEAD OF SERVICE	-	-	-	-	-	-	-	-
MINISTRY OF FINANCE	-	-	-	-	-	-	-	-
BOARD OF INTERNAL REVENUE	25,921,460.74	5,938,000.00	29,063,000.00	-	30,001,000.00	28,477,195.00	56,963,445.06	176,364,100.80
MINISTRY OF JUSTICE	-	-	-	-	-	-	-	-
OFFICE OF THE AUDITOR GENERAL- STATE	-	-	-	-	-	-	-	-
OFFICE OF THE AUDITOR GENERAL- LOCAL GOVT.	-	-	-	-	-	-	-	-
CIVIL SERVICE COMMISSION	-	-	-	-	-	-	-	-
JUDICIARY- HIGH COURT	-	-	-	-	-	-	-	-
JUDICIARY- CUSTOMARY COURT OF APPEAL	-	-	-	-	-	-	-	-
JUDICIAL SERVICE COMMISSION	-	-	-	-	-	-	-	-
LOCAL GOVERNMENT SERVICE COMMISSION	-	-	-	-	-	-	-	-
LEGISLATURE	-	-	-	-	-	-	-	-
HOUSE OF ASSEMBLY SERVICE COMMISSION	-	-	-	-	-	-	-	-
IMO STATE INDEPENDENT ELECTORAL COMMISSION	-	-	-	-	-	-	-	-
MIN. OF COMMUNITY GOVT. COUNCIL, CULTURE AND TOURISM	-	-	-	-	-	-	-	-
MINISTRY OF INTERNAL RESOURCES & PENSIONS	-	-	-	-	-	-	-	-
TOTAL GENERAL ADMINISTRATION -c	25,921,460.74	5,938,000.00	29,063,000.00	-	30,001,000.00	28,477,195.00	56,963,445.06	176,364,100.80
GRAND TOTAL a+b+c	26,775,310.74	6,068,000.00	33,263,000.00	-	30,916,500.00	28,871,195.00	57,736,945.06	183,630,950.80



Imo State Government of Nigeria

Report of the Accountant General and Financial Statements for the year ended 31st December, 2019

6a SCHEDULE OF FEES GENERAL FOR 2019

Actual 2018 =N=	Description	Actual 2019 =N=	Budget 2019 =N=	Variance 2019 =N=
-	MINISTRY OF AGRICULTURE AND FOOD SAFETY	5,436,100.00	5,390,000.00	46,100.00
	MINISTRY OF PETROLEUM AND ENVIROMENT	1,340,120.00		
-	MINISTRY OF COMMERCE AND INDUSTRY	4,676,600.00	-	4,676,600.00
-	MINISTRY OF HOUSING	-	6,090,000.00	- 6,090,000.00
-	MINISTRY OF LAND, SURVEY/ HOUSING & URBAN DEV.	203,258,940.74	-	203,258,940.74
	MINISTRY OF RURAL LANDS AND RURAL DEVELOPMENT	-	1,975,000.00	- 1,975,000.00
	BUREAU FOR LANDS, SURVEY & URBAN DEVELOPMENT	-	253,550,000.00	- 253,550,000.00
-	MINISTRY OF INFORMATION, TOURISM & PUBLIC UTILITIES	8,157,000.00	1,930,000.00	6,227,000.00
290,524.77	MINISTRY OF NON-FORMAL SECTOR & MARKET DEVELOPMENT		7,871,500.00	- 7,871,500.00
-	MINISTRY OF WORKS AND TRANSPORT	34,387,272.50	11,715,000.00	22,672,272.50
290,524.77	TOTAL ECONOMIC SECTOR -a	257,256,033.24	288,521,500.00	- 32,605,586.76
	MINISTRY OF EDUCATION, SCIENCE AND TECHNOLOGY	101,480,303.00	-	101,480,303.00
-	MINISTRY OF BASIC AND SENIOR SECONDARY EDUCATION	6,311,500.00	66,026,250.00	- 59,714,750.00
-	MINISTRY OF TERTIARY AND NON-FORMAL EDUCATION	332,100.00	700,000.00	- 367,900.00
-	MINISTRY OF HEALTH	813,051.00	21,215,000.00	- 20,401,949.00
	MINISTRY OF WOMEN AFFAIRS & SOCIAL DEVELOPMENT	279,000.00		
-	MINISTRY OF PUBLIC SAFETY	-	1,810,000.00	- 1,810,000.00
-	MINISTRY OF SPORTS	-	1,625,000.00	- 1,625,000.00
-	MINISTRY OF TALENT AND YOUTH DEVELOPMENT	90,000.00	125,000.00	- 35,000.00
-	TOTAL SOCIAL SERVICE SECTOR -b	109,305,954.00	91,501,250.00	17,525,704.00
290,524.77	SUB- TOTAL	366,561,987.24	380,022,750.00	- 15,079,882.76



Imo State Government of Nigeria

Report of the Accountant General and Financial Statements for the year ended 31st December, 2019

6a SCHEDULE OF FEES GENERAL FOR 2019

Actual 2018 =N=	Description	Actual 2019 =N=	Budget 2019 =N=	Variance 2019 =N=
-	OFFICE OF THE EXECUTIVE GOVERNOR	81,790,582.00	54,340,000.00	27,450,582.00
-	OFFICE OF THE DEPUTY GOVERNOR	-	6,500.00	- 6,500.00
1,905,411.59	MINISTRY OF LOCAL GOVERNMENT & RURAL DEVELOPMENT	-	303,500,000.00	- 303,500,000.00
-	MINISTRY OF NIGER DELTA	-	375,000.00	- 375,000.00
-	MINISTRY OF LABOUR AND POVERTY ALLEVIATION	-	83,770,250.00	- 83,770,250.00
-	IMO STATE PLANNING & ECONOMIC DEV. COMMISSION	86,197,575.00	-	86,197,575.00
2,668,249.52	OFFICE OF THE SECRETARY TO THE STATE GOVERNMENT	1,924,000.00	-	1,924,000.00
-	OFFICE OF THE HEAD OF SERVICE	396,576.32	-	396,576.32
-	MINISTRY OF FINANCE	378,094,289.44	-	378,094,289.44
-	BOARD OF INTERNAL REVENUE	126,005,462.62	75,000,000.00	51,005,462.62
832,582.99	MINISTRY OF JUSTICE	432,970.00	14,687,500.00	- 14,254,530.00
-	OFFICE OF THE AUDITOR GENERAL- STATE	300,000.00	300,000.00	-
-	OFFICE OF THE AUDITOR GENERAL- LOCAL GOVT.	20,000.00	150,000.00	- 130,000.00
-	IMO STATE LIAISON OFFICE	2,701,500.00	-	-
-	CIVIL SERVICE COMMISSION	-	-	-
70,697,197.04	JUDICIARY- HIGH COURT	1,503,000.00	-	1,503,000.00
2,805,626.33	JUDICIARY- CUSTOMARY COURT OF APPEAL	-	9,525,000.00	- 9,525,000.00
-	JUDICIAL SERVICE COMMISSION	-	750,000.00	- 750,000.00
-	LOCAL GOVERNMENT SERVICE COMMISSION	56,650.00	100,000.00	- 43,350.00
-	LEGISLATURE	-	280,000.00	- 280,000.00
-	HOUSE OF ASSEMBLY SERVICE COMMISSION	7,500.00	62,500.00	- 55,000.00
-	IMO STATE INDEPENDENT ELECTORAL COMMISSION	-	1,062,500.00	- 1,062,500.00
-	MINISTRY OF SPORTS	-	-	-
400,607.76	MIN. OF COMMUNITY GOVT. COUNCIL, CULTURE AND CHIEFTANCY AFFA	55,846,400.00	-	55,846,400.00
-	MINISTRY OF INTERNAL RESOURCRS & PENSIONS	-	27,000.00	- 27,000.00
-	MINISTRY OF HAPPINESS AND PURPOSE FULFILLMENT	-	1,125,000.00	- 1,125,000.00
-	MINISTRY OF GENDER AND SOCIAL DEVELOPMENT	-	2,452,500.00	- 2,452,500.00
79,309,675.23	TOTAL GENERAL ADMINISTRATION-c	735,276,505.38	547,513,750.00	185,061,255.38
79,600,200.00	GRAND TOTAL - a+b+c	1,101,838,492.62	927,536,500.00	169,981,372.62



Note 6b

MONTHLY SCHEDULE OF FEES GENERAL FOR 2019

DESCRIPTION	JANUARY =N=	FEBRUARY =N=	MARCH =N=	APRIL =N=	MAY =N=	JUNE =N=	SUB TOTAL C/F =N=
MINISTRY OF AGRICULTURE AND FOOD SAFETY	170,000.00	36,000.00	73,500.00	68,800.00	179,900.00	162,500.00	690,700.00
MINISTRY OF PETROLEUM AND ENVIRONMENT	-	-	-	-	-	-	-
MINISTRY OF COMMERCE AND INDUSTRY	100,000.00	136,000.00	310,000.00	156,000.00	416,600.00	595,000.00	1,713,600.00
MINISTRY OF LAND, SURVEY/ HOUSING & URBAN DEV.	9,136,300.00	17,340,550.00	39,025,168.82	1,213,050.00	2,830,000.00	5,330,000.00	74,875,068.82
MINISTRY OF INFORMATION, TOURISM & PUBLIC UTILITIES	20,000.00	531,000.00	1,142,000.00	356,500.00	332,500.00	53,000.00	2,435,000.00
MINISTRY OF NON-FORMAL SECTOR & MARKET DEVELOPMENT	-	-	-	-	-	-	-
MINISTRY OF WORKS AND TRANSPORT	26,000.00	10,500.00	643,000.00	442,500.00	240,000.00	450,000.00	1,812,000.00
TOTAL ECONOMIC SECTOR	9,452,300.00	18,054,050.00	41,193,668.82	2,236,850.00	3,999,000.00	6,590,500.00	81,526,368.82
MINISTRY OF EDUCATION, SCIENCE AND TECHNOLOGY	9,972,000.00	6,388,750.00	6,531,900.00	4,041,500.00	1,540,750.00	5,843,250.00	34,318,150.00
MINISTRY OF BASIC AND SENIOR SECONDARY EDUCATION	-	-	-	-	-	-	-
MINISTRY OF TERTIARY AND NON-FORMAL EDUCATION	-	-	-	-	-	-	-
MINISTRY OF HEALTH	-	4,000.00	4,000.00	8,001.00	6,000.00	40,500.00	62,501.00
MINISTRY OF WOMEN AFFAIRS & SOCIAL DEVELOPMENT	-	-	-	-	-	-	-
MINISTRY OF YOUTH, SPORTS AND PUBLIC SAFETY	-	-	-	-	-	-	-
TOTAL SOCIAL SERVICE SECTOR	9,972,000.00	6,392,750.00	6,535,900.00	4,049,501.00	1,546,750.00	5,883,750.00	34,380,651.00
OFFICE OF THE EXECUTIVE GOVERNOR	6,000.00	197,000.00	512,600.00	166,500.00	445,200.00	5,715,300.00	7,042,600.00
OFFICE OF THE DEPUTY GOVERNOR	-	-	-	-	-	-	-
MINISTRY OF LOCAL GOVERNMENT & RURAL DEVELOPMENT	-	-	-	-	-	-	-
IMO STATE PLANNING & ECONOMIC DEV. COMMISSION	-	-	-	-	-	-	-
OFFICE OF THE SECRETARY TO THE STATE GOVERNMENT	1,000.00	-	-	-	-	-	1,000.00
OFFICE OF THE HEAD OF SERVICE	3,000.00	-	-	23,000.00	-	364,576.32	390,576.32
MINISTRY OF FINANCE	53,615,796.90	285,582,889.48	12,235,618.02	2,986,098.75	4,001,866.93	7,389,839.54	365,812,109.62
BOARD OF INTERNAL REVENUE	14,107,136.77	4,236,311.62	5,501,056.15	1,616,562.34	4,133,998.00	4,862,981.36	34,458,046.24
MINISTRY OF JUSTICE	10,500.00	5,000.00	72,500.00	53,350.00	32,000.00	3,500.00	176,850.00
OFFICE OF THE AUDITOR GENERAL- STATE	100,000.00	40,000.00	40,000.00	-	-	-	180,000.00
OFFICE OF THE AUDITOR GENERAL- LOCAL GOVT.	-	-	-	-	-	-	-
IMO STATE LIAISON OFFICE	-	-	-	-	-	-	-
CIVIL SERVICE COMMISSION	-	-	-	-	-	-	-
JUDICIARY- HIGH COURT	-	-	-	-	-	-	-
JUDICIARY- CUSTOMARY COURT OF APPEAL	-	-	-	-	-	-	-
JUDICIAL SERVICE COMMISSION	-	-	-	-	-	-	-
LOCAL GOVERNMENT SERVICE COMMISSION	-	-	-	-	-	-	-
LEGISLATURE	-	-	-	-	-	-	-
HOUSE OF ASSEMBLY SERVICE COMMISSION	-	-	-	-	-	-	-
IMO STATE INDEPENDENT ELECTORAL COMMISSION	-	-	-	-	-	-	-
MIN. OF COMMUNITY GOVT. COUNCIL, CULTURE AND CHIEFTANCY AFFAIRS	5,710,000.00	1,020,000.00	540,000.00	1,020,000.00	22,950,000.00	13,800,000.00	45,040,000.00
MINISTRY OF INTERNAL RESOURCES & PENSIONS	-	-	-	-	-	-	-
TOTAL GENERAL ADMINISTRATION	73,553,433.67	291,081,201.10	18,901,774.17	5,865,511.09	31,563,064.93	32,136,197.22	453,101,182.18
GRAND TOTAL	92,977,733.67	315,528,001.10	66,631,342.99	12,151,862.09	37,108,814.93	44,610,447.22	569,008,202.00



Note 6b Cont'd

MONTHLY SCHEDULE OF FEES GENERAL FOR 2019

DESCRIPTION	SUB TOTAL B/F	JULY	AUGUST	SEPTEMBER	OCTOBER	NOVEMBER	DECEMBER	TOTAL
	=N=	=N=	=N=	=N=	=N=			
MINISTRY OF AGRICULTURE AND FOOD SAFETY	690,700.00	80,000.00	80,000.00	-	16,000.00	26,000.00	4,543,400.00	5,436,100.00
MINISTRY OF PETROLEUM AND ENVIROMENT	-	-	-	315,000.00	636,120.00	389,000.00		1,340,120.00
MINISTRY OF COMMERCE AND INDUSTRY	1,713,600.00	140,000.00	570,000.00	150,000.00	480,000.00	668,000.00	955,000.00	4,676,600.00
MINISTRY OF LAND, SURVEY/ HOUSING & URBAN DEV.	74,875,068.82	15,270,000.00	50,541,783.28	19,430,000.00	14,275,167.00	15,570,908.00	13,296,013.64	203,258,940.74
MINISTRY OF INFORMATION, TOURISM & PUBLIC UTILITIES	2,435,000.00	450,000.00	350,000.00	30,000.00	422,000.00	1,665,000.00	2,805,000.00	8,157,000.00
MINISTRY OF NON-FORMAL SECTOR & MARKET DEVELOPMENT	-	-	-	-	-	-	-	-
MINISTRY OF WORKS AND TRANSPORT	1,812,000.00	10,500.00	1,000.00	52,000.00	24,605,572.50	6,204,700.00	1,701,500.00	34,387,272.50
TOTAL ECONOMIC SECTOR	81,526,368.82	15,950,500.00	51,542,783.28	19,977,000.00	40,434,859.50	24,523,608.00	23,300,913.64	257,256,033.24
MINISTRY OF EDUCATION, SCIENCE AND TECHNOLOGY	34,318,150.00	6,213,030.00	8,314,670.00	16,770,853.00	7,130,000.00		28,733,600.00	101,480,303.00
MINISTRY OF BASIC AND SENIOR SECONDARY EDUCATION	-	-	-	-	-	6,311,500.00		6,311,500.00
MINISTRY OF TERTIARY AND NON-FORMAL EDUCATION	-	-	-	-	-	332,100.00		332,100.00
MINISTRY OF HEALTH	62,501.00	5,000.00	15,000.00	-	246,550.00	175,000.00	309,000.00	813,051.00
MINISTRY OF WOMEN AFFAIRS & SOCIAL DEVELOPMENT	-	-	8,000.00	-	88,000.00	183,000.00		279,000.00
MINISTRY OF YOUTH, SPORTS AND PUBLIC SAFETY	-	-	-	-	10,000.00	60,000.00	20,000.00	90,000.00
TOTAL SOCIAL SERVICE SECTOR	34,380,651.00	6,218,030.00	8,337,670.00	16,770,853.00	7,474,550.00	7,061,600.00	29,062,600.00	109,305,954.00
OFFICE OF THE EXECUTIVE GOVERNOR	7,042,600.00	189,000.00	7,961,500.00	5,000.00	3,122,000.00	10,794,200.00	52,676,282.00	81,790,582.00
OFFICE OF THE DEPUTY GOVERNOR	-	-	-	-	-	-	-	-
MINISTRY OF LOCAL GOVERNMENT & RURAL DEVELOPMENT	-	-	-	-	-	-	-	-
IMO STATE PLANNING & ECONOMIC DEV. COMMISSION	-	-	-	-	38,882,552.00	47,315,023.00		86,197,575.00
OFFICE OF THE SECRETARY TO THE STATE GOVERNMENT	1,000.00	-	-	3,000.00	-	1,250,000.00	670,000.00	1,924,000.00
OFFICE OF THE HEAD OF SERVICE	390,576.32	-	-	6,000.00	-	-		396,576.32
MINISTRY OF FINANCE	365,812,109.62	6,966,083.82	5,013,096.00	300,000.00	-	3,000.00		378,094,289.44
BOARD OF INTERNAL REVENUE	34,458,046.24	4,192,314.64	28,408,389.31	20,221,792.54	22,369,437.92	3,857,419.23	12,498,062.74	126,005,462.62
MINISTRY OF JUSTICE	176,850.00	5,000.00	4,000.00	16,000.00	110,120.00	80,500.00	40,500.00	432,970.00
OFFICE OF THE AUDITOR GENERAL- STATE	180,000.00	40,000.00	80,000.00	-	-	-	-	300,000.00
OFFICE OF THE AUDITOR GENERAL- LOCAL GOVT.	-	-	-	-	20,000.00	-	-	20,000.00
IMO STATE LIAISON OFFICE	-	-	-	857,000.00	-	1,844,500.00	-	2,701,500.00
CIVIL SERVICE COMMISSION	-	-	-	-	-	-	-	-
JUDICIARY- HIGH COURT	-	-	-	-	-	-	1,503,000.00	1,503,000.00
JUDICIARY- CUSTOMARY COURT OF APPEAL	-	-	-	-	-	-	-	-
JUDICIAL SERVICE COMMISSION	-	-	-	-	-	-	-	-
LOCAL GOVERNMENT SERVICE COMMISSION	-	-	-	-	-	56,650.00	-	56,650.00
LEGISLATURE	-	-	-	-	-	-	-	-
HOUSE OF ASSEMBLY SERVICE COMMISSION	-	-	-	-	-	-	7,500.00	7,500.00
IMO STATE INDEPENDENT ELECTORAL COMMISSION	-	-	-	-	-	-	-	-
MIN. OF COMMUNITY GOVT. COUNCIL, CULTURE AND CHIEFTANCY	45,040,000.00	1,200,000.00	-	9,500,000.00	6,400.00	-	100,000.00	55,846,400.00
MINISTRY OF INTERNAL RESOURCRS & PENSIONS	-	-	-	-	-	-	-	-
TOTAL GENERAL ADMINISTRATION	453,101,182.18	12,592,398.46	41,466,985.31	30,908,792.54	64,510,509.92	65,201,292.23	67,495,344.74	735,276,505.38
GRAND TOTAL	569,008,202.00	34,760,928.46	101,347,438.59	67,656,645.54	112,419,919.42	96,786,500.23	119,858,858.38	1,101,838,492.62


Imo State Government of Nigeria
Report of the Accountant General and Financial Statements for the year ended 31st December, 2019
7a SCHEDULE OF FINES FOR 2019

Actual 2018 =N=	DESCRIPTION	Actual 2019 =N=	Budget 2019 =N=	Variance 2019 =N=
-	MINISTRY OF AGRICULTURE AND FOOD SAFETY	9,000.00	5,390,000.00	- 5,381,000.00
-	MINISTRY OF COMMERCE AND INDUSTRY	-	-	-
-	MINISTRY OF HOUSING	-	6,090,000.00	- 6,090,000.00
-	MINISTRY OF LAND, SURVEY/ HOUSING & URBAN DEV.	380,000.00	-	380,000.00
-	MINISTRY OF RURAL LANDS AND RURAL DEVELOPMENT	-	1,975,000.00	- 1,975,000.00
-	BUREAU FOR LANDS, SURVEY & URBAN DEVELOPMENT	-	253,550,000.00	- 253,550,000.00
-	MINISTRY OF INFORMATION, TOURISM & PUBLIC UTILITIES	-	1,930,000.00	- 1,930,000.00
-	MINISTRY OF NON-FORMAL SECTOR & MARKET DEVELOPMENT	-	7,871,500.00	- 7,871,500.00
-	MINISTRY OF WORKS AND TRANSPORT	242,200.00	11,715,000.00	- 11,472,800.00
	TOTAL ECONOMIC SECTOR - a	631,200.00	288,521,500.00	- 287,890,300.00
-	MINISTRY OF EDUCATION, SCIENCE AND TECHNOLOGY	-	-	-
-	MINISTRY OF BASIC AND SENIOR SECONDARY EDUCATION	125,000.00	66,026,250.00	- 65,901,250.00
-	MINISTRY OF TERTIARY AND NON-FORMAL EDUCATION	-	700,000.00	- 700,000.00
-	MINISTRY OF HEALTH, SOCIAL DEVELOPMENT & WOMEN AFFAIRS	-	21,215,000.00	- 21,215,000.00
-	MINISTRY OF PUBLIC SAFETY	-	1,810,000.00	- 1,810,000.00
	MINISTRY OF SPORTS	-	1,625,000.00	- 1,625,000.00
-	MINISTRY OF TALENT AND YOUTH DEVELOPMENT	-	125,000.00	- 125,000.00
-	TOTAL SOCIAL SERVICE SECTOR- b	125,000.00	91,501,250.00	- 91,376,250.00
		-		



Imo State Government of Nigeria

Report of the Accountant General and Financial Statements for the year ended 31st December, 2019

7a SCHEDULE OF FINES FOR 2019 CONT'D

Actual 2018 =N=	DESCRIPTION	Actual 2019 =N=	Budget 2019 =N=	Variance 2019 =N=
-	OFFICE OF THE EXECUTIVE GOVERNOR	335,000.00	54,340,000.00	- 54,005,000.00
-	OFFICE OF THE DEPUTY GOVERNOR	-	6,500.00	- 6,500.00
-	MINISTRY OF LOCAL GOVERNMENT & RURAL DEVELOPMENT	-	303,500,000.00	- 303,500,000.00
-	MINISTRY OF NIGER DELTA	-	375,000.00	- 375,000.00
-	MINISTRY OF LABOUR AND POVERTY ALLEVIATION	-	83,770,250.00	- 83,770,250.00
-	IMO STATE PLANNING & ECONOMIC DEV. COMMISSION	200,000.00	-	200,000.00
-	OFFICE OF THE SECRETARY TO THE STATE GOVERNMENT	-	-	-
-	OFFICE OF THE HEAD OF SERVICE	-	-	-
-	MINISTRY OF FINANCE	-	-	-
-	BOARD OF INTERNAL REVENUE	1,842,205.00	75,000,000.00	- 73,157,795.00
-	MINISTRY OF JUSTICE	-	14,687,500.00	- 14,687,500.00
-	OFFICE OF THE AUDITOR GENERAL- STATE	-	300,000.00	- 300,000.00
-	OFFICE OF THE AUDITOR GENERAL- LOCAL GOVT.	-	150,000.00	- 150,000.00
-	CIVIL SERVICE COMMISSION	-	-	-
41,248,454.00	JUDICIARY- HIGH COURT	-	-	-
-	JUDICIARY- CUSTOMARY COURT OF APPEAL	-	9,525,000.00	- 9,525,000.00
-	JUDICIAL SERVICE COMMISSION	-	750,000.00	- 750,000.00
-	LOCAL GOVERNMENT SERVICE COMMISSION	-	100,000.00	- 100,000.00
-	LEGISLATURE	-	280,000.00	- 280,000.00
-	HOUSE OF ASSEMBLY SERVICE COMMISSION	-	62,500.00	- 62,500.00
-	IMO STATE INDEPENDENT ELECTORAL COMMISSION	-	1,062,500.00	- 1,062,500.00
-	MINISTRY OF SPORTS	-	-	-
-	MIN. OF COMMUNITY GOVT. COUNCIL, CULTURE AND CHIEFTANC	-	-	-
-	MINISTRY OF INTERNAL RESOURCRS & PENSIONS	-	27,000.00	- 27,000.00
-	MINISTRY OF HAPPINESS AND PURPOSE FULFILLMENT	-	1,125,000.00	- 1,125,000.00
-	MINISTRY OF GENDER AND SOCIAL DEVELOPMENT	-	2,452,500.00	- 2,452,500.00
41,248,454.00	TOTAL GENERAL ADMINISTRATION ©	2,377,205.00	547,513,750.00	- 545,136,545.00
41,248,454.00	GRAND TOTAL - a+b+c	3,133,405.00	927,536,500.00	- 924,403,095.00



7b MONTHLY SCHEDULE OF FINES FOR 2019 CONT'D

DESCRIPTION	JANUARY	FEBRUARY	MARCH	APRIL	MAY	JUNE	SUB TOTAL C/F
	=N=	=N=	=N=	=N=	=N=	=N=	=N=
MINISTRY OF AGRICULTURE AND ENVIROMENT	-	-	-	-	-	-	-
MINISTRY OF COMMERCE AND INDUSTRY	-	-	-	-	-	-	-
MINISTRY OF LAND, SURVEY/ HOUSING & URBAN DEV.	-	-	-	-	-	-	-
MINISTRY OF INFORMATION, TOURISM & PUBLIC UTILITIES	-	-	-	-	-	-	-
MINISTRY OF NON-FORMAL SECTOR & MARKET DEVELOPMENT	-	-	-	-	-	-	-
MINISTRY OF WORKS AND TRANSPORT	-	-	-	-	-	-	-
TOTAL ECONOMIC SECTOR	-	-	-	-	-	-	-
MINISTRY OF EDUCATION, SCIENCE AND TECHNOLOGY	-	-	-	-	-	-	-
MINISTRY OF HEALTH, SOCIAL DEVELOPMENT & WOMEN AFFAI	-	-	-	-	-	-	-
MINISTRY OF YOUTH, SPORTS AND PUBLIC SAFETY	-	-	-	-	-	-	-
TOTAL SOCIAL SERVICE SECTOR	-	-	-	-	-	-	-
OFFICE OF THE EXECUTIVE GOVERNOR	-	-	-	-	-	-	-
OFFICE OF THE DEPUTY GOVERNOR	-	-	-	-	-	-	-
MINISTRY OF LOCAL GOVERNMENT & RURAL DEVELOPMENT	-	-	-	-	-	-	-
IMO STATE PLANNING & ECONOMIC DEV. COMMISSION	-	-	-	-	-	-	-
OFFICE OF THE SECRETARY TO THE STATE GOVERNMENT	-	-	-	-	-	-	-
OFFICE OF THE HEAD OF SERVICE	-	-	-	-	-	-	-
MINISTRY OF FINANCE	-	-	-	-	-	-	-
BOARD OF INTERNAL REVENUE	-	-	-	-	-	-	-
MINISTRY OF JUSTICE	-	-	-	-	-	-	-
OFFICE OF THE AUDITOR GENERAL- STATE	-	-	-	-	-	-	-
OFFICE OF THE AUDITOR GENERAL- LOCAL GOVT.	-	-	-	-	-	-	-
CIVIL SERVICE COMMISSION	-	-	-	-	-	-	-
JUDICIARY- HIGH COURT	-	-	-	-	-	-	-
JUDICIARY- CUSTOMARY COURT OF APPEAL	-	-	-	-	-	-	-
JUDICIAL SERVICE COMMISSION	-	-	-	-	-	-	-
LOCAL GOVERNMENT SERVICE COMMISSION	-	-	-	-	-	-	-
LEGISLATURE	-	-	-	-	-	-	-
HOUSE OF ASSEMBLY SERVICE COMMISSION	-	-	-	-	-	-	-
IMO STATE INDEPENDENT ELECTORAL COMMISSION	-	-	-	-	-	-	-
MIN. OF COMMUNITY GOVT. COUNCIL, CULTURE AND CHIEFTAI	-	-	-	-	-	-	-
MINISTRY OF INTERNAL RESOURCRS & PENSIONS	-	-	-	-	-	-	-
TOTAL GENERAL ADMINISTRATION	-	-	-	-	-	-	-
GRAND TOTAL	-	-	-	-	-	-	-



Note 7b Cont'd

MONTHLY SCHEDULE OF FINES FOR 2019

DESCRIPTION	SUB TOTAL B/F	JULY	AUGUST	SEPTEMBER	OCTOBER	NOVEMBER	DECEMBER	TOTAL
	=N=	=N=	=N=	=N=	=N=	=N=	=N=	=N=
MINISTRY OF AGRICULTURE AND ENVIROMENT	-	-	-	-	-	9,000.00		9,000.00
MINISTRY OF COMMERCE AND INDUSTRY	-	-	-	-	-			-
MINISTRY OF LAND, SURVEY/ HOUSING & URBAN DEV.	-	-	-	-	380,000.00			380,000.00
MINISTRY OF INFORMATION, TOURISM & PUBLIC UTILITIES	-	-	-	-	-			-
MINISTRY OF NON-FORMAL SECTOR & MARKET DEVELOPMENT	-	-	-	-	-			-
MINISTRY OF WORKS AND TRANSPORT	-	-	-	-	242,200.00			242,200.00
TOTAL ECONOMIC SECTOR	-	-	-	-	622,200.00	9,000.00	-	631,200.00
MINISTRY OF EDUCATION, SCIENCE AND TECHNOLOGY	-	-	-	-	125,000.00			125,000.00
MINISTRY OF HEALTH, SOCIAL DEVELOPMENT & WOMEN AFFAIRS	-	-	-	-	-			-
MINISTRY OF YOUTH, SPORTS AND PUBLIC SAFETY	-	-	-	-	-			-
TOTAL SOCIAL SERVICE SECTOR	-	-	-	-	125,000.00	-	-	125,000.00
OFFICE OF THE EXECUTIVE GOVERNOR	-	-	-	-	100,000.00	235,000.00		335,000.00
OFFICE OF THE DEPUTY GOVERNOR	-	-	-	-	-			-
MINISTRY OF LOCAL GOVERNMENT & RURAL DEVELOPMENT	-	-	-	-	-			-
IMO STATE PLANNING & ECONOMIC DEV. COMMISSION	-	-	-	-	200,000.00			200,000.00
OFFICE OF THE SECRETARY TO THE STATE GOVERNMENT	-	-	-	-	-			-
OFFICE OF THE HEAD OF SERVICE	-	-	-	-	-			-
MINISTRY OF FINANCE	-	-	-	-	-			-
BOARD OF INTERNAL REVENUE	-	-	-	1,650,000.00	108,755.00	83,450.00		1,842,205.00
MINISTRY OF JUSTICE	-	-	-	-	-			-
OFFICE OF THE AUDITOR GENERAL- STATE	-	-	-	-	-			-
OFFICE OF THE AUDITOR GENERAL- LOCAL GOVT.	-	-	-	-	-			-
CIVIL SERVICE COMMISSION	-	-	-	-	-			-
JUDICIARY- HIGH COURT	-	-	-	-	-			-
JUDICIARY- CUSTOMARY COURT OF APPEAL	-	-	-	-	-			-
JUDICIAL SERVICE COMMISSION	-	-	-	-	-			-
LOCAL GOVERNMENT SERVICE COMMISSION	-	-	-	-	-			-
LEGISLATURE	-	-	-	-	-			-
HOUSE OF ASSEMBLY SERVICE COMMISSION	-	-	-	-	-			-
IMO STATE INDEPENDENT ELECTORAL COMMISSION	-	-	-	-	-			-
MIN. OF COMMUNITY GOVT. COUNCIL, CULTURE AND CHIEFTANCY AF	-	-	-	-	-			-
MINISTRY OF INTERNAL RESOURCRS & PENSIONS	-	-	-	-	-			-
TOTAL GENERAL ADMINISTRATION	-	-	-	1,650,000.00	408,755.00	318,450.00	-	2,377,205.00
GRAND TOTAL	-	-	-	1,650,000.00	1,155,955.00	327,450.00	-	3,133,405.00



Imo State Government of Nigeria

Report of the Accountant General and Financial Statements for the year ended 31st December, 2019

8a SCHEDULE OF SALES GENERAL FOR 2019

Actual 2018 =N=	DESCRIPTION	Actual 2019 =N=	Budget 2019 =N=	Variance 2019 =N=
-	MINISTRY OF AGRICULTURE AND FOOD SAFETY	308,500.00	6,955,000.00	- 6,646,500.00
-	MINISTRY OF COMMERCE AND INDUSTRY	32,045,900.00	-	32,045,900.00
-	BUREAU OF LAND, SURVEY & URBAN DEV.	9,367,997.18	19,500,000.00	- 10,132,002.82
-	MINISTRY OF INFORMATION, TOURISM & PUBLIC UTILITIES	-	-	-
-	MINISTRY OF NON-FORMAL SECTOR & MARKET DEVELOPMENT	-	-	-
-	MINISTRY OF HOUSING	-	583,000,000.00	- 583,000,000.00
-	MINISTRY OF WORKS	2,000,000.00	250,000.00	1,750,000.00
-	MINISTRY OF TRANSPORT	2,000,000.00	-	2,000,000.00
-	TOTAL ECONOMIC SECTOR--a	45,722,397.18	609,705,000.00	- 563,982,602.82
-	MINISTRY OF EDUCATION, SCIENCE AND TECHNOLOGY	-	-	-
-	MINISTRY OF BASIC AND SENIOR SECONDARY EDUCATION	-	300,000.00	- 300,000.00
-	MINISTRY OF HEALTH, SOCIAL DEVELOPMENT & WOMEN AFFAIRS	5,000.00	-	5,000.00
-	MINISTRY OF SPORTS	8,000.00	10,000.00	- 2,000.00
-	MINISTRY OF PUBLIC SAFETY	-	5,500,000.00	- 5,500,000.00
-	MINISTRY OF TALENT & YOUTH DEVELOPMENT	-	2,500.00	- 2,500.00
-	TOTAL SOCIAL SERVICE SECTOR-b	13,000.00	5,812,500.00	- 5,799,500.00
-	SUB-TOTAL	45,735,397.18	615,517,500.00	- 569,782,102.82


Imo State Government of Nigeria
Report of the Accountant General and Financial Statements for the year ended 31st December, 2019
8a SCHEDULE OF SALES GENERAL FOR 2019 CONT'D

Actual 2018 =N=	DESCRIPTION	Actual 2019 =N=	Budget 2019 =N=	Variance 2019 =N=
-	OFFICE OF THE EXECUTIVE GOVERNOR	-	-	-
-	OFFICE OF THE DEPUTY GOVERNOR	-	1,027,000.00	- 1,027,000.00
11,348,307.16	MINISTRY OF LOCAL GOVERNMENT & RURAL DEVELOPMENT	-	-	-
-	IMO STATE PLANNING & ECONOMIC DEV. COMMISSION	1,897,800.00	-	1,897,800.00
-	IMO STATE BUREAU OF STATISTICS	-	2,075,000.00	- 2,075,000.00
-	OFFICE OF THE SECRETARY TO THE STATE GOVERNMENT	279,000.00	-	279,000.00
-	OFFICE OF THE HEAD OF SERVICE	2,685,623.32	-	2,685,623.32
-	MINISTRY OF FINANCE	-	-	-
-	BOARD OF INTERNAL REVENUE	14,768,575.00	147,168,860.00	- 132,400,285.00
11,348,307.16	MINISTRY OF JUSTICE	13,919,500.00	-	13,919,500.00
-	OFFICE OF THE AUDITOR GENERAL- STATE	-	-	-
-	OFFICE OF THE AUDITOR GENERAL- LOCAL GOVT.	-	-	-
-	CIVIL SERVICE COMMISSION	58,712,800.00	-	58,712,800.00
-	JUDICIARY- HIGH COURT	-	-	-
-	JUDICIARY- CUSTOMARY COURT OF APPEAL	-	-	-
198,328,550.05	JUDICIAL SERVICE COMMISSION	-	750,000.00	- 750,000.00
-	LOCAL GOVERNMENT SERVICE COMMISSION	-	-	-
-	LEGISLATURE	-	614,000.00	- 614,000.00
-	HOUSE OF ASSEMBLY SERVICE COMMISSION	-	-	-
-	IMO STATE INDEPENDENT ELECTORAL COMMISSION	-	-	-
33,994,097.62	MIN. OF COMMUNITY GOVT. COUNCIL, CULTURE AND CHIEFTANCY	-	-	-
-	MINISTRY OF INTERNAL RESOURCRS & PENSIONS	-	-	-
255,019,261.99	TOTAL GENERAL ADMINISTRATION	92,263,298.32	151,634,860.00	- 59,371,561.68
255,019,261.99	GRAND TOTAL	137,998,695.50	767,152,360.00	- 629,153,664.50



8b MONTHLY SCHEDULE OF SALES GENERAL FOR 2019

DESCRIPTION	JANUARY	FEBRUARY	MARCH	APRIL	MAY	JUNE	SUB. TOTAL C/F
	=N=	=N=	=N=	=N=	=N=	=N=	=N=
MINISTRY OF AGRICULTURE AND FOOD SAFETY		20,000.00	38,100.00	-	-	38,100.00	96,200.00
MINISTRY OF COMMERCE AND INDUSTRY			16,022,700.00	-	-	16,022,700.00	32,045,400.00
BUREAU OF LAND, SURVEY & URBAN DEV.	10,000.00	1,070,000.00	1,505,000.02	200,000.00	-	4,282,997.16	7,067,997.18
MINISTRY OF INFORMATION, TOURISM & PUBLIC RELATIONS	-	-	-	-	-	-	-
MINISTRY OF NON-FORMAL SECTOR & MARKET DEVELOPMENT	-	-	-	-	-	-	-
MINISTRY OF HOUSING	-	-	-	-	-	-	-
MINISTRY OF WORKS	-	-	-	-	-	-	-
MINISTRY OF TRANSPORT	-	-	-	-	-	-	-
TOTAL ECONOMIC SECTOR	10,000.00	1,090,000.00	17,565,800.02	200,000.00	-	20,343,797.16	39,209,597.18
MINISTRY OF EDUCATION, SCIENCE AND TECHNOLOGY	-	-	-	-	-	-	-
MINISTRY OF BASIC AND SENIOR SECONDARY EDUCATION	-	-	-	-	-	-	-
MINISTRY OF HEALTH, SOCIAL DEVELOPMENT & WELFARE	-	-	-	-	-	-	-
MINISTRY OF SPORTS	-	-	-	-	5,000.00	-	5,000.00
MINISTRY OF PUBLIC SAFETY	-	-	-	-	-	-	-
MINISTRY OF TALENT & YOUTH DEVELOPMENT	-	-	-	-	-	-	-
TOTAL SOCIAL SERVICE SECTOR	-	-	-	-	5,000.00	-	5,000.00



8b MONTHLY SCHEDULE OF SALES GENERAL FOR 2019 CONT'D

DESCRIPTION	JANUARY =N=	FEBRUARY =N=	MARCH =N=	APRIL =N=	MAY =N=	JUNE =N=	SUB. TOTAL C/F
OFFICE OF THE EXECUTIVE GOVERNOR	-	-	-	-	-	-	-
OFFICE OF THE DEPUTY GOVERNOR	-	-	-	-	-	-	-
MINISTRY OF LOCAL GOVERNMENT & RURAL DEVELOPMENT	-	-	-	-	-	-	-
IMO STATE PLANNING & ECONOMIC DEV. COMM	-	-	213,900.00	-	-	213,900.00	427,800.00
OFFICE OF THE SECRETARY TO THE STATE GOVERNMENT	-	-	-	-	-	-	-
OFFICE OF THE HEAD OF SERVICE	1,530,000.00	-	-	-	-	-	1,530,000.00
MINISTRY OF FINANCE	-	-	-	-	-	-	-
BOARD OF INTERNAL REVENUE	-	100.00	-	-	-	-	100.00
MINISTRY OF JUSTICE	-	-	5,000.00	10,000.00	-	405,000.00	420,000.00
OFFICE OF THE AUDITOR GENERAL- STATE	-	-	-	-	-	-	-
OFFICE OF THE AUDITOR GENERAL- LOCAL GOVERNMENT	-	-	-	-	-	-	-
CIVIL SERVICE COMMISSION	-	-	-	-	58,712,800.00	-	58,712,800.00
JUDICIARY- HIGH COURT	-	-	-	-	-	-	-
JUDICIARY- CUSTOMARY COURT OF APPEAL	-	-	-	-	-	-	-
JUDICIAL SERVICE COMMISSION	-	-	-	-	-	-	-
LOCAL GOVERNMENT SERVICE COMMISSION	-	-	-	-	-	-	-
LEGISLATURE	-	-	-	-	-	-	-
HOUSE OF ASSEMBLY SERVICE COMMISSION	-	-	-	-	-	-	-
IMO STATE INDEPENDENT ELECTORAL COMMISSION	-	-	-	-	-	-	-
MIN. OF COMMUNITY GOVT. COUNCIL, CULTURE & TOURISM	-	-	-	-	-	-	-
MINISTRY OF INTERNAL RESOURCES & PENSIONS	-	-	-	-	-	-	-
TOTAL GENERAL ADMINISTRATION -c	1,530,000.00	100.00	218,900.00	10,000.00	58,712,800.00	618,900.00	61,090,700.00
							-
SUB TOTAL -a+b+c	1,540,000.00	1,090,100.00	17,784,700.02	210,000.00	58,717,800.00	20,962,697.16	100,305,297.18



8b MONTHLY SCHEDULE OF SALES GENERAL FOR 2019 CONT'D

DESCRIPTION	SUB TOTAL B/F	JULY	AUGUST	SEPTEMBER	OCTOBER	NOVEMBER	DECEMBER	TOTAL
	=N=	=N=	=N=	=N=	=N=	=N=	=N=	=N=
MINISTRY OF AGRICULTURE AND FOOD SAFETY	96,200.00	30,000.00	100,000.00	-	26,000.00	19,500.00	36,800.00	308,500.00
MINISTRY OF COMMERCE AND INDUSTRY	32,045,400.00	-	-	-	-	-	500.00	32,045,900.00
BUREAU OF LAND, SURVEY & URBAN DEV.	7,067,997.18	2,080,000.00	190,000.00	30,000.00	-	-	-	9,367,997.18
MINISTRY OF INFORMATION, TOURISM & PUBLIC RELATIONS	-	-	-	-	-	-	-	-
MINISTRY OF NON-FORMAL SECTOR & MARKET DEVELOPMENT	-	-	-	-	-	-	-	-
MINISTRY OF HOUSING	-	-	-	-	-	-	-	-
MINISTRY OF WORKS	-	-	-	-	2,000,000.00	-	-	2,000,000.00
MINISTRY OF TRANSPORT	-	-	-	-	-	2,000,000.00	-	2,000,000.00
TOTAL ECONOMIC SECTOR -a	39,209,597.18	2,110,000.00	290,000.00	30,000.00	2,026,000.00	2,019,500.00	37,300.00	45,722,397.18
MINISTRY OF EDUCATION, SCIENCE AND TECHNOLOGY	-	-	-	-	-	-	-	-
MINISTRY OF BASIC AND SENIOR SECONDARY EDUCATION	-	-	-	-	-	-	-	-
MINISTRY OF HEALTH, SOCIAL DEVELOPMENT & WELFARE	-	-	-	-	-	5,000.00	-	5,000.00
MINISTRY OF SPORTS	5,000.00	-	-	-	-	2,000.00	1,000.00	8,000.00
MINISTRY OF PUBLIC SAFETY	-	-	-	-	-	-	-	-
MINISTRY OF TALENT & YOUTH DEVELOPMENT	-	-	-	-	-	-	-	-
TOTAL SOCIAL SERVICE SECTOR - b	5,000.00	-	-	-	-	7,000.00	1,000.00	13,000.00



8b MONTHLY SCHEDULE OF SALES GENERAL FOR 2019 CONT'D

DESCRIPTION	SUB. TOTAL B/F	JULY	AUGUST	SEPTEMBER	OCTOBER	NOVEMBER	DECEMBER	TOTAL
	=N=	=N=	=N=	=N=	=N=	=N=	=N=	=N=
OFFICE OF THE EXECUTIVE GOVERNOR	-	-	-	-	-	-	-	-
OFFICE OF THE DEPUTY GOVERNOR	-	-	-	-	-	-	-	-
MINISTRY OF LOCAL GOVERNMENT & RURAL DE	-	-	-	-	-	-	-	-
IMO STATE PLANNING & ECONOMIC DEV. COMM	427,800.00	-	-	-	-	1,470,000.00	-	1,897,800.00
OFFICE OF THE SECRETARY TO THE STATE GOVER	-	-	10,000.00	-	-	269,000.00	-	279,000.00
OFFICE OF THE HEAD OF SERVICE	1,530,000.00	-	50,500.00	1,080,123.32	25,000.00	-	-	2,685,623.32
MINISTRY OF FINANCE	-	-	-	-	-	-	-	-
BOARD OF INTERNAL REVENUE	100.00	300.00	900.00	-	5,562,000.00	-	9,205,275.00	14,768,575.00
MINISTRY OF JUSTICE	420,000.00	-	-	-	10,000.00	13,489,500.00	-	13,919,500.00
OFFICE OF THE AUDITOR GENERAL- STATE	-	-	-	-	-	-	-	-
OFFICE OF THE AUDITOR GENERAL- LOCAL GOVT	-	-	-	-	-	-	-	-
CIVIL SERVICE COMMISSION	58,712,800.00	-	-	-	-	-	-	58,712,800.00
JUDICIARY- HIGH COURT	-	-	-	-	-	-	-	-
JUDICIARY- CUSTOMARY COURT OF APPEAL	-	-	-	-	-	-	-	-
JUDICIAL SERVICE COMMISSION	-	-	-	-	-	-	-	-
LOCAL GOVERNMENT SERVICE COMMISSION	-	-	-	-	-	-	-	-
LEGISLATURE	-	-	-	-	-	-	-	-
HOUSE OF ASSEMBLY SERVICE COMMISSION	-	-	-	-	-	-	-	-
IMO STATE INDEPENDENT ELECTORAL COMMISS	-	-	-	-	-	-	-	-
MIN. OF COMMUNITY GOVT. COUNCIL, CULTUR	-	-	-	-	-	-	-	-
MINISTRY OF INTERNAL RESOURCRS & PENSION	-	-	-	-	-	-	-	-
TOTAL GENERAL ADMINISTRATION -c	61,090,700.00	300.00	61,400.00	1,080,123.32	5,597,000.00	15,228,500.00	9,205,275.00	92,263,298.32
	-	-	-	-	-	-	-	-
GRAND TOTAL -a+b+c	100,305,297.18	2,110,300.00	351,400.00	1,110,123.32	7,623,000.00	17,255,000.00	9,243,575.00	137,998,695.50



Imo State Government of Nigeria

Report of the Accountant General and Financial Statements for the year ended 31st December, 2019

9a SCHEDULE OF EARNINGS FOR 2019

Actual	DESCRIPTION	Actual	Budget	Variance
2018		2019	2019	2019
=N=		=N=	=N=	=N=
-	MINISTRY OF AGRICULTURE AND FOOD SAFETY	210,000.00	6,955,000.00	- 6,745,000.00
-	MINISTRY OF COMMERCE AND INDUSTRY	-	-	-
-	BUREAU OF LAND, SURVEY & URBAN DEV.	13,507,697.14	19,500,000.00	- 5,992,302.86
-	MINISTRY OF INFORMATION, TOURISM & PUBLIC UTILITIES	-	-	-
-	MINISTRY OF NON-FORMAL SECTOR & MARKET DEVELOPMENT	-	-	-
-	MINISTRY OF HOUSING	-	583,000,000.00	- 583,000,000.00
-	MINISTRY OF WORKS	-	250,000.00	- 250,000.00
-	MINISTRY OF TRANSPORT	187,595,175.46	-	187,595,175.46
-	TOTAL ECONOMIC SECTOR	201,312,872.60	609,705,000.00	- 408,392,127.40
-	MINISTRY OF EDUCATION, SCIENCE AND TECHNOLOGY	143,411,750.00	-	143,411,750.00
-	MINISTRY OF BASIC AND SENIOR SECONDARY EDUCATION	-	300,000.00	- 300,000.00
-	MINISTRY OF TERTIARY AND NON-FORMAL EDUCATION	160,509,150.00		
-	MINISTRY OF HEALTH, SOCIAL DEVELOPMENT & WOMEN AFFAIRS	-	-	-
-	MINISTRY OF SPORTS	100,000.00	10,000.00	90,000.00
-	MINISTRY OF PUBLIC SAFETY	-	5,500,000.00	- 5,500,000.00
-	MINISTRY OF TALENT & YOUTH DEVELOPMENT	-	2,500.00	- 2,500.00
-	TOTAL SOCIAL SERVICE SECTOR	304,020,900.00	5,812,500.00	137,699,250.00



Imo State Government of Nigeria

Report of the Accountant General and Financial Statements for the year ended 31st December, 2019

9a SCHEDULE OF EARNINGS FOR 2019 CONT'D

Actual	DESCRIPTION	Actual	Budget	Variance
2018		2019	2019	2019
=N=		=N=	=N=	=N=
-	OFFICE OF THE EXECUTIVE GOVERNOR	1,275,110.00	-	1,275,110.00
-	OFFICE OF THE DEPUTY GOVERNOR	-	1,027,000.00	- 1,027,000.00
-	MINISTRY OF LOCAL GOVERNMENT & RURAL DEVELOPMENT	-	-	-
-	IMO STATE PLANNING & ECONOMIC DEV. COMMISSION	1,380,000.00	-	1,380,000.00
-	IMO STATE BUREAU OF STATISTICS	-	2,075,000.00	- 2,075,000.00
-	OFFICE OF THE SECRETARY TO THE STATE GOVERNMENT	3,050.00	-	3,050.00
-	OFFICE OF THE HEAD OF SERVICE	30,900.00	-	30,900.00
-	MINISTRY OF FINANCE	-	-	-
-	BOARD OF INTERNAL REVENUE	163,445,404.13	147,168,860.00	16,276,544.13
-	MINISTRY OF JUSTICE	-	-	-
-	OFFICE OF THE AUDITOR GENERAL- STATE	-	-	-
-	OFFICE OF THE AUDITOR GENERAL- LOCAL GOVT.	-	-	-
-	CIVIL SERVICE COMMISSION	-	-	-
-	JUDICIARY- HIGH COURT	-	-	-
-	JUDICIARY- CUSTOMARY COURT OF APPEAL	-	-	-
-	JUDICIAL SERVICE COMMISSION	-	750,000.00	- 750,000.00
-	LOCAL GOVERNMENT SERVICE COMMISSION	-	-	-
-	LEGISLATURE	-	614,000.00	- 614,000.00
-	HOUSE OF ASSEMBLY SERVICE COMMISSION	-	-	-
-	IMO STATE INDEPENDENT ELECTORAL COMMISSION	-	-	-
-	MIN. OF COMMUNITY GOVT. COUNCIL, CULTURE AND CHIEFTANCY AFFAIRS	-	-	-
-	MINISTRY OF INTERNAL RESOURCRS & PENSIONS	-	-	-
-	TOTAL GENERAL ADMINISTRATION-c	166,134,464.13	151,634,860.00	14,499,604.13
-	GRAND TOTAL a+b+c	671,468,236.73	767,152,360.00	- 256,193,273.27



Imo State Government of Nigeria

Report of the Accountant General and Financial Statements for the year ended 31st December, 2019

9b MONTHLY SCHEDULE OF EARNINGS FOR 2019

DESCRIPTION	JANUARY	FEBRUARY	MARCH	APRIL	MAY	JUNE	SUB TOTAL C/F
	=N=	=N=	=N=	=N=	=N=	=N=	=N=
MINISTRY OF AGRICULTURE AND FOOD SAFETY		40,000.00	-	-	-	-	40,000.00
MINISTRY OF COMMERCE AND INDUSTRY							-
BUREAU OF LAND, SURVEY & URBAN DEV.	924,200.00	500,000.00	480,000.00	20,000.00	-	857,997.14	2,782,197.14
MINISTRY OF INFORMATION, TOURISM & PUBLIC RELATIONS	-	-	-	-	-	-	-
MINISTRY OF NON-FORMAL SECTOR & MARKETING	-	-	-	-	-	-	-
MINISTRY OF HOUSING	-	-	-	-	-	-	-
MINISTRY OF WORKS	-	-	-	-	-	-	-
MINISTRY OF TRANSPORT	4,279,764.38	150,500.00	20,787,618.82	1,165,452.91	13,420,151.35	31,420,735.13	71,224,222.59
TOTAL ECONOMIC SECTOR	5,203,964.38	690,500.00	21,267,618.82	1,185,452.91	13,420,151.35	32,278,732.27	74,046,419.73
MINISTRY OF EDUCATION, SCIENCE AND TECHNOLOGY	-	-	-	-	-	-	-
MINISTRY OF BASIC AND SENIOR SECONDARY EDUCATION	-	-	-	-	-	-	-
MINISTRY OF TERTIARY AND NON-FORMAL EDUCATION	-	-	-	-	-	-	-
MINISTRY OF HEALTH, SOCIAL DEVELOPMENT AND WELFARE	-	-	-	-	-	-	-
MINISTRY OF SPORTS	-	-	-	-	100,000.00	-	100,000.00
MINISTRY OF PUBLIC SAFETY	-	-	-	-	-	-	-
MINISTRY OF TALENT & YOUTH DEVELOPMENT	-	-	-	-	-	-	-
TOTAL SOCIAL SERVICE SECTOR	-	-	-	-	100,000.00	-	100,000.00
SUB TOTAL	5,203,964.38	690,500.00	21,267,618.82	1,185,452.91	13,520,151.35	32,278,732.27	74,146,419.73


Imo State Government of Nigeria
Report of the Accountant General and Financial Statements for the year ended 31st December, 2019
9b MONTHLY SCHEDULE OF EARNINGS FOR 2019 CONT'D

DESCRIPTION	JANUARY =N=	FEBRUARY =N=	MARCH =N=	APRIL =N=	MAY =N=	JUNE =N=	SUB TOTAL C/F =N=
OFFICE OF THE EXECUTIVE GOVERNOR	-	-	-	-	-	-	-
OFFICE OF THE DEPUTY GOVERNOR	-	-	-	-	-	-	-
MINISTRY OF LOCAL GOVERNMENT & RURAL	-	-	-	-	-	-	-
IMO STATE PLANNING & ECONOMIC DEV. CO	-	-	-	-	-	-	-
OFFICE OF THE SECRETARY TO THE STATE GOV	-	1,350.00	-	-	-	-	1,350.00
OFFICE OF THE HEAD OF SERVICE	-	20,600.00	-	-	-	-	20,600.00
MINISTRY OF FINANCE	-	-	-	-	-	-	-
BOARD OF INTERNAL REVENUE	19,382,002.30	952,919.83	24,091,219.64	3,001,601.76	32,550,907.29	9,335,965.72	89,314,616.54
MINISTRY OF JUSTICE	-	-	-	-	-	-	-
OFFICE OF THE AUDITOR GENERAL- STATE	-	-	-	-	-	-	-
OFFICE OF THE AUDITOR GENERAL- LOCAL GO	-	-	-	-	-	-	-
CIVIL SERVICE COMMISSION	-	-	-	-	-	-	-
JUDICIARY- HIGH COURT	-	-	-	-	-	-	-
JUDICIARY- CUSTOMARY COURT OF APPEAL	-	-	-	-	-	-	-
JUDICIAL SERVICE COMMISSION	-	-	-	-	-	-	-
LOCAL GOVERNMENT SERVICE COMMISSION	-	-	-	-	-	-	-
LEGISLATURE	-	-	-	-	-	-	-
HOUSE OF ASSEMBLY SERVICE COMMISSION	-	-	-	-	-	-	-
IMO STATE INDEPENDENT ELECTORAL COMM	-	-	-	-	-	-	-
MIN. OF COMMUNITY GOVT. COUNCIL, CULT	-	-	-	-	-	-	-
MINISTRY OF INTERNAL RESOURCRS & PENSIO	-	-	-	-	-	-	-
TOTAL GENERAL ADMINISTRATION	19,382,002.30	974,869.83	24,091,219.64	3,001,601.76	32,550,907.29	9,335,965.72	89,336,566.54
GRAND TOTAL	24,585,966.68	1,665,369.83	45,358,838.46	4,187,054.67	46,071,058.64	41,614,697.99	163,482,986.27



Imo State Government of Nigeria

Report of the Accountant General and Financial Statements for the year ended 31st December, 2019

9b MONTHLY SCHEDULE OF EARNINGS FOR 2019

DESCRIPTION	SUB TOTAL B/F	JULY	AUGUST	SEPTEMBER	OCTOBER	NOVEMBER	DECEMBER	TOTAL
	=N=	=N=	=N=	=N=	=N=	=N=	=N=	=N=
MINISTRY OF AGRICULTURE AND FOOD S	40,000.00	20,000.00	150,000.00	-	-			210,000.00
MINISTRY OF COMMERCE AND INDUSTRY	-		-	-	-			-
BUREAU OF LAND, SURVEY & URBAN DEV	2,782,197.14	300,000.00	8,700,000.00	1,655,500.00	-	70,000.00		13,507,697.14
MINISTRY OF INFORMATION, TOURISM &	-	-	-	-	-			-
MINISTRY OF NON-FORMAL SECTOR & M	-	-	-	-	-			-
MINISTRY OF HOUSING	-	-	-	-	-			-
MINISTRY OF WORKS	-	-	-	-	-			-
MINISTRY OF TRANSPORT	71,224,222.59	10,300,000.00	97,614,631.72	8,456,321.15	-			187,595,175.46
TOTAL ECONOMIC SECTOR -a	74,046,419.73	10,620,000.00	106,464,631.72	10,111,821.15	-	70,000.00	-	201,312,872.60
MINISTRY OF EDUCATION, SCIENCE AND	-	-	-	-	-		143,411,750.00	143,411,750.00
MINISTRY OF BASIC AND SENIOR SECONI	-	-	-	-	-			-
MINISTRY OF TERTIARY AND NON-FORMI	-	-	-	-	-	160,509,150		160,509,150.00
MINISTRY OF HEALTH, SOCIAL DEVELOPN	-	-	-	-	-			-
MINISTRY OF SPORTS	100,000.00	-	-	-	-			100,000.00
MINISTRY OF PUBLIC SAFETY	-	-	-	-	-			-
MINISTRY OF TALENT & YOUTH DEVELOP	-	-	-	-	-			-
TOTAL SOCIAL SERVICE SECTOR- b	100,000.00	-	-	-	-	160,509,150	143,411,750.00	304,020,900.00



Imo State Government of Nigeria

Report of the Accountant General and Financial Statements for the year ended 31st December, 2019

9b MONTHLY SCHEDULE OF EARNINGS FOR 2019 CONT'D

DESCRIPTION	SUB TOTAL B/F	JULY	AUGUST	SEPTEMBER	OCTOBER	NOVEMBER	DECEMBER	TOTAL
	=N=	=N=	=N=	=N=	=N=	=N=	=N=	=N=
OFFICE OF THE EXECUTIVE GOVERNOR	-	-	-	-	-	-	1,275,110.00	1,275,110.00
OFFICE OF THE DEPUTY GOVERNOR	-	-	-	-	-	-	-	-
MINISTRY OF LOCAL GOVERNMENT & R	-	-	-	-	-	-	-	-
IMO STATE PLANNING & ECONOMIC DEV	-	-	-	-	1,380,000.00	-	-	1,380,000.00
OFFICE OF THE SECRETARY TO THE STAT	1,350.00	1,700.00	-	-	-	-	-	3,050.00
OFFICE OF THE HEAD OF SERVICE	20,600.00	10,300.00	-	-	-	-	-	30,900.00
MINISTRY OF FINANCE	-	-	-	-	-	-	-	-
BOARD OF INTERNAL REVENUE	89,314,616.54	10,920,563.01	35,489,312.25	27,720,912.33	-	-	-	163,445,404.13
MINISTRY OF JUSTICE	-	-	-	-	-	-	-	-
OFFICE OF THE AUDITOR GENERAL- STAT	-	-	-	-	-	-	-	-
OFFICE OF THE AUDITOR GENERAL- LOCA	-	-	-	-	-	-	-	-
CIVIL SERVICE COMMISSION	-	-	-	-	-	-	-	-
JUDICIARY- HIGH COURT	-	-	-	-	-	-	-	-
JUDICIARY- CUSTOMARY COURT OF APPE	-	-	-	-	-	-	-	-
JUDICIAL SERVICE COMMISSION	-	-	-	-	-	-	-	-
LOCAL GOVERNMENT SERVICE COMMISS	-	-	-	-	-	-	-	-
LEGISLATURE	-	-	-	-	-	-	-	-
HOUSE OF ASSEMBLY SERVICE COMMISS	-	-	-	-	-	-	-	-
IMO STATE INDEPENDENT ELECTORAL CO	-	-	-	-	-	-	-	-
MIN. OF COMMUNITY GOVT. COUNCIL, C	-	-	-	-	-	-	-	-
MINISTRY OF INTERNAL RESOURCRS & P	-	-	-	-	-	-	-	-
TOTAL GENERAL ADMINISTRATION	89,336,566.54	10,932,563.01	35,489,312.25	27,720,912.33	1,380,000.00	-	1,275,110.00	166,134,464.13
GRAND TOTAL	163,482,986.27	21,552,563.01	141,953,943.97	37,832,733.48	1,380,000.00	160,579,150.00	144,686,860.00	671,468,236.73



Imo State Government of Nigeria

Report of the Accountant General and Financial Statements for the year ended 31st December, 2019

10a SCHEDULE OF RENT OF GOVERNMENT BUILDINGS FOR 2019

Actual	DESCRIPTION	Actual	Budget	Variance
2018		2019	2019	2019
=N=		=N=	=N=	=N=
-	MINISTRY OF AGRICULTURE AND FOOD SAFETY	55,000.00	12,000,000.00	- 11,945,000.00
-	MINISTRY OF COMMERCE AND INDUSTRY	-	-	-
-	BUREAU OF LAND, SURVEY & URBAN DEV.	216,242,372.99	52,000,000.00	164,242,372.99
-	MINISTRY OF INFORMATION, TOURISM & PUBLIC UTILITIES	-	-	-
-	MINISTRY OF NON-FORMAL SECTOR & MARKET DEVELOPMENT	-	-	-
-	MINISTRY OF HOUSING		1,212,531,512.00	- 1,212,531,512.00
-	MINISTRY OF WORKS	-	-	-
-	MINISTRY OF TRANSPORT	-	-	-
-	TOTAL ECONOMIC SECTOR -a	216,297,372.99	1,276,531,512.00	- 1,060,234,139.01
-	MINISTRY OF EDUCATION, SCIENCE AND TECHNOLOGY	-	-	-
-	MINISTRY OF BASIC AND SENIOR SECONDARY EDUCATION	-	-	-
-	MINISTRY OF HEALTH, SOCIAL DEVELOPMENT & WOMEN AFFA	-	-	-
-	MINISTRY OF SPORTS	20,000.00	-	20,000.00
-	MINISTRY OF PUBLIC SAFETY	-	-	-
-	MINISTRY OF TALENT & YOUTH DEVELOPMENT	-	-	-
-	TOTAL SOCIAL SERVICE SECTOR -b	20,000.00	-	20,000.00


Imo State Government of Nigeria
Report of the Accountant General and Financial Statements for the year ended 31st December, 2019
10a SCHEDULE OF RENT OF GOVERNMENT BUILDINGS FOR 2019

Actual 2018 =N=	DESCRIPTION	Actual 2019 =N=	Budget 2019 =N=	Variance 2019 =N=
-	OFFICE OF THE EXECUTIVE GOVERNOR	-	-	-
-	OFFICE OF THE DEPUTY GOVERNOR	-	-	-
-	MINISTRY OF LOCAL GOVERNMENT & RURAL DEVELOPMENT	-	-	-
-	IMO STATE PLANNING & ECONOMIC DEV. COMMISSION	-	-	-
-	OFFICE OF THE SECRETARY TO THE STATE GOVERNMENT	-	-	-
-	OFFICE OF THE HEAD OF SERVICE	-	-	-
-	MINISTRY OF FINANCE	-	-	-
-	BOARD OF INTERNAL REVENUE	-	-	-
-	MINISTRY OF JUSTICE	-	-	-
-	OFFICE OF THE AUDITOR GENERAL- STATE	-	-	-
-	OFFICE OF THE AUDITOR GENERAL- LOCAL GOVT.	-	-	-
-	CIVIL SERVICE COMMISSION	-	-	-
-	JUDICIARY- HIGH COURT	-	-	-
-	JUDICIARY- CUSTOMARY COURT OF APPEAL	-	-	-
-	JUDICIAL SERVICE COMMISSION	-	-	-
-	LOCAL GOVERNMENT SERVICE COMMISSION	-	-	-
-	LEGISLATURE	-	-	-
-	HOUSE OF ASSEMBLY SERVICE COMMISSION	-	-	-
-	IMO STATE INDEPENDENT ELECTORAL COMMISSION	-	-	-
-	MIN. OF COMMUNITY GOVT. COUNCIL, CULTURE AND CHIEFTANCY A	-	-	-
-	MINISTRY OF INTERNAL RESOURCRS & PENSIONS	-	-	-
-	TOTAL GENERAL ADMINISTRATION -c	-	-	-
-	GRAND TOTAL	216,317,372.99	1,276,531,512.00	- 1,060,214,139.01



106 MONTHLY SCHEDULE OF RENT OF GOVERNMENT BUILDINGS FOR 2019

DESCRIPTION	JANUARY	FEBRUARY	MARCH	APRIL	MAY	JUNE	JULY	AUGUST	SEPTEMBER	OCTOBER	NOVEMBER	DECEMBER	TOTAL
	=N=	=N=	=N=	=N=	=N=	=N=	=N=	=N=	=N=	=N=	=N=	=N=	=N=
MINISTRY OF AGRICULTURE AND FOOD SAFETY	-	-	-	-	-	-	-	-	-	-	45,000.00	10,000.00	55,000.00
MINISTRY OF COMMERCE AND INDUSTRY	-	-	-	-	-	-	-	-	-	-	-	-	-
BUREAU OF LAND, SURVEY & URBAN DEV.	8,000,000.00	8,148,618.61	12,040,000.00	1,550,000.00	60,000.00	18,821,187.17	25,985,126.60	56,714,679.32	84,503,293.29	-	-	419,468.00	216,242,372.99
MINISTRY OF INFORMATION, TOURISM & PUBLIC UTILITIES	-	-	-	-	-	-	-	-	-	-	-	-	-
MINISTRY OF NON-FORMAL SECTOR & MARKET DEVELOPMENT	-	-	-	-	-	-	-	-	-	-	-	-	-
MINISTRY OF HOUSING	-	-	-	-	-	-	-	-	-	-	-	-	-
MINISTRY OF WORKS	-	-	-	-	-	-	-	-	-	-	-	-	-
MINISTRY OF TRANSPORT	-	-	-	-	-	-	-	-	-	-	-	-	-
TOTAL ECONOMIC SECTOR	8,000,000.00	8,148,618.61	12,040,000.00	1,550,000.00	60,000.00	18,821,187.17	25,985,126.60	56,714,679.32	84,503,293.29	-	45,000.00	429,468.00	216,297,372.99
MINISTRY OF EDUCATION, SCIENCE AND TECHNOLOGY	-	-	-	-	-	-	-	-	-	-	-	-	-
MINISTRY OF BASIC AND SENIOR SECONDARY EDUCATION	-	-	-	-	-	-	-	-	-	-	-	-	-
MINISTRY OF HEALTH, SOCIAL DEVELOPMENT & WOMEN AFFAIRS	-	-	-	-	-	-	-	-	-	-	-	-	-
MINISTRY OF SPORTS	-	-	-	-	-	-	-	-	-	-	20,000.00	-	20,000.00
MINISTRY OF PUBLIC SAFETY	-	-	-	-	-	-	-	-	-	-	-	-	-
MINISTRY OF TALENT & YOUTH DEVELOPMENT	-	-	-	-	-	-	-	-	-	-	-	-	-
TOTAL SOCIAL SERVICE SECTOR	-	-	-	-	-	-	-	-	-	-	20,000.00	-	20,000.00
OFFICE OF THE EXECUTIVE GOVERNOR	-	-	-	-	-	-	-	-	-	-	-	-	-
OFFICE OF THE DEPUTY GOVERNOR	-	-	-	-	-	-	-	-	-	-	-	-	-
MINISTRY OF LOCAL GOVERNMENT & RURAL DEVELOPMENT	-	-	-	-	-	-	-	-	-	-	-	-	-
IMO STATE PLANNING & ECONOMIC DEV. COMMISSION	-	-	-	-	-	-	-	-	-	-	-	-	-
OFFICE OF THE SECRETARY TO THE STATE GOVERNMENT	-	-	-	-	-	-	-	-	-	-	-	-	-
OFFICE OF THE HEAD OF SERVICE	-	-	-	-	-	-	-	-	-	-	-	-	-
MINISTRY OF FINANCE	-	-	-	-	-	-	-	-	-	-	-	-	-
BOARD OF INTERNAL REVENUE	-	-	-	-	-	-	-	-	-	-	-	-	-
MINISTRY OF JUSTICE	-	-	-	-	-	-	-	-	-	-	-	-	-
OFFICE OF THE AUDITOR GENERAL- STATE	-	-	-	-	-	-	-	-	-	-	-	-	-
OFFICE OF THE AUDITOR GENERAL- LOCAL GOVT.	-	-	-	-	-	-	-	-	-	-	-	-	-
CIVIL SERVICE COMMISSION	-	-	-	-	-	-	-	-	-	-	-	-	-
JUDICIARY- HIGH COURT	-	-	-	-	-	-	-	-	-	-	-	-	-
JUDICIARY- CUSTOMARY COURT OF APPEAL	-	-	-	-	-	-	-	-	-	-	-	-	-
JUDICIAL SERVICE COMMISSION	-	-	-	-	-	-	-	-	-	-	-	-	-
LOCAL GOVERNMENT SERVICE COMMISSION	-	-	-	-	-	-	-	-	-	-	-	-	-
LEGISLATURE	-	-	-	-	-	-	-	-	-	-	-	-	-
HOUSE OF ASSEMBLY SERVICE COMMISSION	-	-	-	-	-	-	-	-	-	-	-	-	-
IMO STATE INDEPENDENT ELECTORAL COMMISSION	-	-	-	-	-	-	-	-	-	-	-	-	-
MIN. OF COMMUNITY GOVT. COUNCIL, CULTURE AND CHIEFTANCY A	-	-	-	-	-	-	-	-	-	-	-	-	-
MINISTRY OF INTERNAL RESOURCRS & PENSIONS	-	-	-	-	-	-	-	-	-	-	-	-	-
TOTAL GENERAL ADMINISTRATION	-	-	-	-	-	-	-	-	-	-	-	-	-
GRAND TOTAL	8,000,000.00	8,148,618.61	12,040,000.00	1,550,000.00	60,000.00	18,821,187.17	25,985,126.60	56,714,679.32	84,503,293.29	-	65,000.00	429,468.00	216,317,372.99



Imo State Government of Nigeria

Report of the Accountant General and Financial Statements for the year ended 31st December, 2019

11a SCHEDULE OF REPAYMENTS- GENERAL FOR 2019

Actual	DESCRIPTION	Actual	Budget	Variance
2018		2019	2019	2019
=N=		=N=	=N=	=N=
-	MINISTRY OF AGRICULTURE AND ENVIROMENT	-	-	-
-	MINISTRY OF COMMERCE AND INDUSTRY	-	-	-
-	MINISTRY OF LAND, SURVEY/ HOUSING & URBAN DEV.	-	-	-
-	MINISTRY OF INFORMATION, TOURISM & PUBLIC UTILITIES	-	-	-
-	MINISTRY OF NON-FORMAL SECTOR & MARKET DEVELOPMENT	-	-	-
-	MINISTRY OF WORKS AND TRANSPORT	-	-	-
-	TOTAL ECONOMIC SECTOR	-	-	-
-	MINISTRY OF EDUCATION, SCIENCE AND TECHNOLOGY	-	-	-
-	MINISTRY OF HEALTH, SOCIAL DEVELOPMENT & WOMEN AFFAIRS	-	-	-
-	MINISTRY OF YOUTH, SPORTS AND PUBLIC SAFETY	-	-	-
-	TOTAL SOCIAL SERVICE SECTOR	-	-	-


Imo State Government of Nigeria
Report of the Accountant General and Financial Statements for the year ended 31st December, 2019
11a SCHEDULE OF REPAYMENTS- GENERAL FOR 2019 CONT'D

Actual	DESCRIPTION	Actual	Budget	Variance
2018		2019	2019	2019
=N=		=N=	=N=	=N=
-	OFFICE OF THE EXECUTIVE GOVERNOR	-	-	-
-	OFFICE OF THE DEPUTY GOVERNOR	-	-	-
-	MINISTRY OF LOCAL GOVERNMENT & RURAL DEVELOPMENT	-	-	-
-	IMO STATE PLANNING & ECONOMIC DEV. COMMISSION	-	-	-
-	OFFICE OF THE SECRETARY TO THE STATE GOVERNMENT	-	-	-
-	OFFICE OF THE HEAD OF SERVICE	-	-	-
-	MINISTRY OF FINANCE	-	5,000,000.00	- 5,000,000.00
-	BOARD OF INTERNAL REVENUE	-	-	-
-	MINISTRY OF JUSTICE	-	-	-
-	OFFICE OF THE AUDITOR GENERAL- STATE	-	-	-
-	OFFICE OF THE AUDITOR GENERAL- LOCAL GOVT.	-	-	-
-	CIVIL SERVICE COMMISSION	-	-	-
-	JUDICIARY- HIGH COURT	-	-	-
-	JUDICIARY- CUSTOMARY COURT OF APPEAL	-	-	-
-	JUDICIAL SERVICE COMMISSION	-	-	-
-	LOCAL GOVERNMENT SERVICE COMMISSION	-	-	-
-	LEGISLATURE	-	-	-
-	HOUSE OF ASSEMBLY SERVICE COMMISSION	-	-	-
-	IMO STATE INDEPENDENT ELECTORAL COMMISSION	-	-	-
-	MIN. OF COMMUNITY GOVT. COUNCIL, CULTURE AND CHIEFTANCY A	-	-	-
-	MINISTRY OF INTERNAL RESOURCRS & PENSIONS	-	-	-
-	TOTAL GENERAL ADMINISTRATION	-	5,000,000.00	- 5,000,000.00
-	GRAND TOTAL		5,000,000.00	- 5,000,000.00



Imo State Government of Nigeria

Report of the Accountant General and Financial Statements for the year ended 31st December, 2019

11b MONTHLY SCHEDULE OF REPAYMENTS - GENERAL FOR 2019

DESCRIPTION	JANUARY	FEBRUARY	MARCH	APRIL	MAY	JUNE	JULY	AUGUST	SEPTEMBER	OCTOBER	NOVEMBER	DECEMBER	TOTAL
	=N=	=N=	=N=	=N=	=N=	=N=	=N=	=N=	=N=	=N=	=N=	=N=	=N=
MINISTRY OF AGRICULTURE AND ENVIROMENT													
MINISTRY OF COMMERCE AND INDUSTRY													
MINISTRY OF LAND, SURVEY/ HOUSING & URBAN DEV.													
MINISTRY OF INFORMATION, TOURISM & PUBLIC UTILITIES													
MINISTRY OF NON-FORMAL SECTOR & MARKET DEVELOPMENT													
MINISTRY OF WORKS AND TRANSPORT													
TOTAL ECONOMIC SECTOR													
MINISTRY OF EDUCATION, SCIENCE AND TECHNOLOGY													
MINISTRY OF HEALTH, SOCIAL DEVELOPMENT & WOMEN AFFAIRS													
MINISTRY OF YOUTH, SPORTS AND PUBLIC SAFETY													
TOTAL SOCIAL SERVICE SECTOR													
OFFICE OF THE EXECUTIVE GOVERNOR													
OFFICE OF THE DEPUTY GOVERNOR													
MINISTRY OF LOCAL GOVERNMENT & RURAL DEVELOPMENT													
IMO STATE PLANNING & ECONOMIC DEV. COMMISSION													
OFFICE OF THE SECRETARY TO THE STATE GOVERNMENT													
OFFICE OF THE HEAD OF SERVICE													
MINISTRY OF FINANCE													
BOARD OF INTERNAL REVENUE													
MINISTRY OF JUSTICE													
OFFICE OF THE AUDITOR GENERAL- STATE													
OFFICE OF THE AUDITOR GENERAL- LOCAL GOVT.													
CIVIL SERVICE COMMISSION													
JUDICIARY- HIGH COURT													
JUDICIARY- CUSTOMARY COURT OF APPEAL													
JUDICIAL SERVICE COMMISSION													
LOCAL GOVERNMENT SERVICE COMMISSION													
LEGISLATURE													
HOUSE OF ASSEMBLY SERVICE COMMISSION													
IMO STATE INDEPENDENT ELECTORAL COMMISSION													
MIN. OF COMMUNITY GOVT. COUNCIL, CULTURE AND CHIEFTANCY AFFAIRS													
MINISTRY OF INTERNAL RESOURCRS & PENSIONS													
TOTAL GENERAL ADMINISTRATION													
GRAND TOTAL													


Imo State Government of Nigeria
Report of the Accountant General and Financial Statements for the year ended 31st December, 2019
12a SCHEDULE OF INVESTMENT INCOME FOR 2019

Actual	DESCRIPTION	Actual	Budget	Variance
2018		2019	2019	2019
=N=		=N=	=N=	=N=
-	MINISTRY OF AGRICULTURE AND ENVIROMENT	-	-	-
-	MINISTRY OF COMMERCE AND INDUSTRY	-	-	-
-	MINISTRY OF LAND, SURVEY/ HOUSING & URBAN DEV.	-	-	-
-	MINISTRY OF INFORMATION, TOURISM & PUBLIC UTILITIES	-	-	-
-	MINISTRY OF NON-FORMAL SECTOR & MARKET DEVELOPMENT	-	-	-
-	MINISTRY OF WORKS AND TRANSPORT	-	-	-
-	TOTAL ECONOMIC SECTOR	-	-	-
-	MINISTRY OF EDUCATION, SCIENCE AND TECHNOLOGY	-	-	-
-	MINISTRY OF HEALTH, SOCIAL DEVELOPMENT & WOMEN AFFAIRS	-	-	-
-	MINISTRY OF YOUTH, SPORTS AND PUBLIC SAFETY	-	-	-
-	TOTAL SOCIAL SERVICE SECTOR	-	-	-


Imo State Government of Nigeria
Report of the Accountant General and Financial Statements for the year ended 31st December, 2019
12a SCHEDULE OF INVESTMENT INCOME FOR 2019

Actual	DESCRIPTION	Actual	Budget	Variance
2018		2019	2019	2019
=N=		=N=	=N=	=N=
-	OFFICE OF THE EXECUTIVE GOVERNOR	-	-	-
-	OFFICE OF THE DEPUTY GOVERNOR	-	-	-
-	MINISTRY OF LOCAL GOVERNMENT & RURAL DEVELOPMENT	-	-	-
-	IMO STATE PLANNING & ECONOMIC DEV. COMMISSION	-	-	-
-	OFFICE OF THE SECRETARY TO THE STATE GOVERNMENT	-	-	-
-	OFFICE OF THE HEAD OF SERVICE	-	-	-
25,319,867.04	MINISTRY OF FINANCE	29,093,062.55	-	29,093,062.55
-	BOARD OF INTERNAL REVENUE	-	-	-
-	MINISTRY OF JUSTICE	-	-	-
-	OFFICE OF THE AUDITOR GENERAL- STATE	-	-	-
-	OFFICE OF THE AUDITOR GENERAL- LOCAL GOVT.	-	-	-
-	CIVIL SERVICE COMMISSION	-	-	-
-	JUDICIARY- HIGH COURT	-	-	-
-	JUDICIARY- CUSTOMARY COURT OF APPEAL	-	-	-
-	JUDICIAL SERVICE COMMISSION	-	-	-
-	LOCAL GOVERNMENT SERVICE COMMISSION	-	-	-
-	LEGISLATURE	-	-	-
-	HOUSE OF ASSEMBLY SERVICE COMMISSION	-	-	-
-	IMO STATE INDEPENDENT ELECTORAL COMMISSION	-	-	-
-	MIN. OF COMMUNITY GOVT. COUNCIL, CULTURE AND CHIEFTANCY A	-	-	-
-	MINISTRY OF INTERNAL RESOURCRS & PENSIONS	-	-	-
25,319,867.04	TOTAL GENERAL ADMINISTRATION	29,093,062.55	-	29,093,062.55
25,319,867.04	GRAND TOTAL	29,093,062.55	-	29,093,062.55



12. MONTHLY SCHEDULE OF INVESTMENT INCOME FOR 2019

DESCRIPTION	JANUARY	FEBRUAR	MARCH	APRIL	MAY	JUNE	JULY	AUGUST	SEPTEMBER	OCTOBER	OVEMBE	DECEMBER	TOTAL
	=N=	=N=	=N=	=N=	=N=	=N=	=N=	=N=	=N=	=N=	=N=	=N=	=N=
MINISTRY OF AGRICULTURE AND ENVIROMENT	-	-	-	-	-	-	-	-	-	-	-	-	-
MINISTRY OF COMMERCE AND INDUSTRY	-	-	-	-	-	-	-	-	-	-	-	-	-
MINISTRY OF LAND, SURVEY/ HOUSING & URBAN DEV.	-	-	-	-	-	-	-	-	-	-	-	-	-
MINISTRY OF INFORMATION, TOURISM & PUBLIC UTILITIES	-	-	-	-	-	-	-	-	-	-	-	-	-
MINISTRY OF NON-FORMAL SECTOR & MARKET DEVELOPMENT	-	-	-	-	-	-	-	-	-	-	-	-	-
MINISTRY OF WORKS AND TRANSPORT	-	-	-	-	-	-	-	-	-	-	-	-	-
TOTAL ECONOMIC SECTOR	-	-	-	-	-	-	-	-	-	-	-	-	-
MINISTRY OF EDUCATION, SCIENCE AND TECHNOLOGY	-	-	-	-	-	-	-	-	-	-	-	-	-
MINISTRY OF HEALTH, SOCIAL DEVELOPMENT & WOMEN AFFAIRS	-	-	-	-	-	-	-	-	-	-	-	-	-
MINISTRY OF YOUTH, SPORTS AND PUBLIC SAFETY	-	-	-	-	-	-	-	-	-	-	-	-	-
TOTAL SOCIAL SERVICE SECTOR	-	-	-	-	-	-	-	-	-	-	-	-	-
OFFICE OF THE EXECUTIVE GOVERNOR	-	-	-	-	-	-	-	-	-	-	-	-	-
OFFICE OF THE DEPUTY GOVERNOR	-	-	-	-	-	-	-	-	-	-	-	-	-
MINISTRY OF LOCAL GOVERNMENT & RURAL DEVELOPMENT	-	-	-	-	-	-	-	-	-	-	-	-	-
IMO STATE PLANNING & ECONOMIC DEV. COMMISSION	-	-	-	-	-	-	-	-	-	-	-	-	-
OFFICE OF THE SECRETARY TO THE STATE GOVERNMENT	-	-	-	-	-	-	-	-	-	-	-	-	-
OFFICE OF THE HEAD OF SERVICE	-	-	-	-	-	-	-	-	-	-	-	-	-
MINISTRY OF FINANCE	-	-	8,245,242.90	3,414,027.15	990,092.43	869,534.35	-	-	12,399,219.75	3,137,100.98	-	37,845.00	29,093,062.55
BOARD OF INTERNAL REVENUE	-	-	-	-	-	-	-	-	-	-	-	-	-
MINISTRY OF JUSTICE	-	-	-	-	-	-	-	-	-	-	-	-	-
OFFICE OF THE AUDITOR GENERAL- STATE	-	-	-	-	-	-	-	-	-	-	-	-	-
OFFICE OF THE AUDITOR GENERAL- LOCAL GOVT.	-	-	-	-	-	-	-	-	-	-	-	-	-
CIVIL SERVICE COMMISSION	-	-	-	-	-	-	-	-	-	-	-	-	-
JUDICIARY- HIGH COURT	-	-	-	-	-	-	-	-	-	-	-	-	-
JUDICIARY- CUSTOMARY COURT OF APPEAL	-	-	-	-	-	-	-	-	-	-	-	-	-
JUDICIAL SERVICE COMMISSION	-	-	-	-	-	-	-	-	-	-	-	-	-
LOCAL GOVERNMENT SERVICE COMMISSION	-	-	-	-	-	-	-	-	-	-	-	-	-
LEGISLATURE	-	-	-	-	-	-	-	-	-	-	-	-	-
HOUSE OF ASSEMBLY SERVICE COMMISSION	-	-	-	-	-	-	-	-	-	-	-	-	-
IMO STATE INDEPENDENT ELECTORAL COMMISSION	-	-	-	-	-	-	-	-	-	-	-	-	-
MIN. OF COMMUNITY GOVT. COUNCIL, CULTURE AND CHIEFTANCY AFFAIRS	-	-	-	-	-	-	-	-	-	-	-	-	-
MINISTRY OF INTERNAL RESOURCRS & PENSIONS	-	-	-	-	-	-	-	-	-	-	-	-	-
TOTAL GENERAL ADMINISTRATION	-	-	8,245,242.90	3,414,027.15	990,092.43	869,534.35	-	-	12,399,219.75	3,137,100.98	-	37,845.00	29,093,062.55
GRAND TOTAL	-	-	8,245,242.90	3,414,027.15	990,092.43	869,534.35	-	-	12,399,219.75	3,137,100.98	-	37,845.00	29,093,062.55



Imo State Government of Nigeria

Report of the Accountant General and Financial Statements for the year ended 31st December, 2019

13a SCHEDULE OF INTEREST EARNED FOR 2019

Actual	DESCRIPTION	Actual	Budget	Variance
2018		2019	2019	2019
=N=		=N=	=N=	=N=
-	MINISTRY OF AGRICULTURE AND ENVIROMENT	-	-	-
-	MINISTRY OF COMMERCE AND INDUSTRY	-	-	-
-	MINISTRY OF LAND, SURVEY/ HOUSING & URBAN DEV.	-	-	-
-	MINISTRY OF INFORMATION, TOURISM & PUBLIC UTILITIES	-	-	-
-	MINISTRY OF NON-FORMAL SECTOR & MARKET DEVELOPMENT	-	-	-
-	MINISTRY OF WORKS AND TRANSPORT	-	-	-
-	TOTAL ECONOMIC SECTOR	-	-	-
-	MINISTRY OF EDUCATION, SCIENCE AND TECHNOLOGY	-	-	-
-	MINISTRY OF HEALTH, SOCIAL DEVELOPMENT & WOMEN AFFAIRS	-	-	-
-	MINISTRY OF YOUTH, SPORTS AND PUBLIC SAFETY	-	-	-
-	TOTAL SOCIAL SERVICE SECTOR	-	-	-
-	OFFICE OF THE EXECUTIVE GOVERNOR	-	-	-
-	OFFICE OF THE DEPUTY GOVERNOR	-	-	-
-	MINISTRY OF LOCAL GOVERNMENT & RURAL DEVELOPMENT	-	-	-
-	IMO STATE PLANNING & ECONOMIC DEV. COMMISSION	-	-	-
-	OFFICE OF THE SECRETARY TO THE STATE GOVERNMENT	-	-	-
-	OFFICE OF THE HEAD OF SERVICE	-	-	-
-	MINISTRY OF FINANCE	-	5,000,000.00	- 5,000,000.00
-	BOARD OF INTERNAL REVENUE	-	-	-
-	MINISTRY OF JUSTICE	-	-	-
-	OFFICE OF THE AUDITOR GENERAL- STATE	-	-	-
-	OFFICE OF THE AUDITOR GENERAL- LOCAL GOVT.	-	-	-
-	CIVIL SERVICE COMMISSION	-	-	-
-	JUDICIARY- HIGH COURT	-	-	-
-	JUDICIARY- CUSTOMARY COURT OF APPEAL	-	-	-
-	JUDICIAL SERVICE COMMISSION	-	-	-
-	LOCAL GOVERNMENT SERVICE COMMISSION	-	-	-
-	LEGISLATURE	-	-	-
-	HOUSE OF ASSEMBLY SERVICE COMMISSION	-	-	-
-	IMO STATE INDEPENDENT ELECTORAL COMMISSION	-	-	-
-	MIN. OF COMMUNITY GOVT. COUNCIL, CULTURE AND CHIEFTANCY	-	-	-
-	MINISTRY OF INTERNAL RESOURCRS & PENSIONS	-	-	-
-	TOTAL GENERAL ADMINISTRATION	-	5,000,000.00	- 5,000,000.00
-	GRAND TOTAL	-	5,000,000.00	- 5,000,000.00



Imo State Government of Nigeria

Report of the Accountant General and Financial Statements for the year ended 31st December, 2019

13b MONTHLY SCHEDULE OF INTEREST EARNED FOR 2019

DESCRIPTION	JANUARY	FEBRUARY	MARCH	APRIL	MAY	JUNE	JULY	AUGUST	SEPTEMBER	OCTOBER	NOVEMBER	DECEMBER	TOTAL
	=N=	=N=	=N=	=N=	=N=	=N=	=N=	=N=	=N=	=N=	=N=	=N=	=N=
MINISTRY OF AGRICULTURE AND ENVIROMENT	-	-	-	-	-	-	-	-	-	-	-	-	-
MINISTRY OF COMMERCE AND INDUSTRY	-	-	-	-	-	-	-	-	-	-	-	-	-
MINISTRY OF LAND, SURVEY/ HOUSING & URBAN DEV.	-	-	-	-	-	-	-	-	-	-	-	-	-
MINISTRY OF INFORMATION, TOURISM & PUBLIC UTILITIES	-	-	-	-	-	-	-	-	-	-	-	-	-
MINISTRY OF NON-FORMAL SECTOR & MARKET DEVELOPMENT	-	-	-	-	-	-	-	-	-	-	-	-	-
MINISTRY OF WORKS AND TRANSPORT	-	-	-	-	-	-	-	-	-	-	-	-	-
TOTAL ECONOMIC SECTOR	-	-	-	-	-	-	-	-	-	-	-	-	-
MINISTRY OF EDUCATION, SCIENCE AND TECHNOLOGY	-	-	-	-	-	-	-	-	-	-	-	-	-
MINISTRY OF HEALTH, SOCIAL DEVELOPMENT & WOMEN AFFAIRS	-	-	-	-	-	-	-	-	-	-	-	-	-
MINISTRY OF YOUTH, SPORTS AND PUBLIC SAFETY	-	-	-	-	-	-	-	-	-	-	-	-	-
TOTAL SOCIAL SERVICE SECTOR	-	-	-	-	-	-	-	-	-	-	-	-	-
OFFICE OF THE EXECUTIVE GOVERNOR	-	-	-	-	-	-	-	-	-	-	-	-	-
OFFICE OF THE DEPUTY GOVERNOR	-	-	-	-	-	-	-	-	-	-	-	-	-
MINISTRY OF LOCAL GOVERNMENT & RURAL DEVELOPMENT	-	-	-	-	-	-	-	-	-	-	-	-	-
IMO STATE PLANNING & ECONOMIC DEV. COMMISSION	-	-	-	-	-	-	-	-	-	-	-	-	-
OFFICE OF THE SECRETARY TO THE STATE GOVERNMENT	-	-	-	-	-	-	-	-	-	-	-	-	-
OFFICE OF THE HEAD OF SERVICE	-	-	-	-	-	-	-	-	-	-	-	-	-
MINISTRY OF FINANCE	-	-	-	-	-	-	-	-	-	-	-	-	-
BOARD OF INTERNAL REVENUE	-	-	-	-	-	-	-	-	-	-	-	-	-
MINISTRY OF JUSTICE	-	-	-	-	-	-	-	-	-	-	-	-	-
OFFICE OF THE AUDITOR GENERAL- STATE	-	-	-	-	-	-	-	-	-	-	-	-	-
OFFICE OF THE AUDITOR GENERAL- LOCAL GOVT.	-	-	-	-	-	-	-	-	-	-	-	-	-
CIVIL SERVICE COMMISSION	-	-	-	-	-	-	-	-	-	-	-	-	-
JUDICIARY- HIGH COURT	-	-	-	-	-	-	-	-	-	-	-	-	-
JUDICIARY- CUSTOMARY COURT OF APPEAL	-	-	-	-	-	-	-	-	-	-	-	-	-
JUDICIAL SERVICE COMMISSION	-	-	-	-	-	-	-	-	-	-	-	-	-
LOCAL GOVERNMENT SERVICE COMMISSION	-	-	-	-	-	-	-	-	-	-	-	-	-
LEGISLATURE	-	-	-	-	-	-	-	-	-	-	-	-	-
HOUSE OF ASSEMBLY SERVICE COMMISSION	-	-	-	-	-	-	-	-	-	-	-	-	-
IMO STATE INDEPENDENT ELECTORAL COMMISSION	-	-	-	-	-	-	-	-	-	-	-	-	-
MIN. OF COMMUNITY GOVT. COUNCIL, CULTURE AND CHIEFTANCY AFF	-	-	-	-	-	-	-	-	-	-	-	-	-
MINISTRY OF INTERNAL RESOURCRS & PENSIONS	-	-	-	-	-	-	-	-	-	-	-	-	-
TOTAL GENERAL ADMINISTRATION	-	-	-	-	-	-	-	-	-	-	-	-	-
GRAND TOTAL	-	-	-	-	-	-	-	-	-	-	-	-	-



14a

SCHEDULE OF RE-IMBURSEMENT FOR 2019

Actual 2018 =N=	DESCRIPTION	Actual 2019 =N=	Budget 2019 =N=	Variance 2019 =N=
-	MINISTRY OF AGRICULTURE AND ENVIROMENT	-	-	-
-	MINISTRY OF COMMERCE AND INDUSTRY	-	-	-
-	MINISTRY OF LAND, SURVEY/ HOUSING & URBAN DEV.	-	-	-
-	MINISTRY OF INFORMATION, TOURISM & PUBLIC UTILITIES	-	-	-
-	MINISTRY OF NON-FORMAL SECTOR & MARKET DEVELOPMENT	-	-	-
-	MINISTRY OF WORKS AND TRANSPORT	-	-	-
-	TOTAL ECONOMIC SECTOR	-	-	-
-	MINISTRY OF EDUCATION, SCIENCE AND TECHNOLOGY	-	-	-
-	MINISTRY OF HEALTH, SOCIAL DEVELOPMENT & WOMEN AFFAIRS	-	-	-
-	MINISTRY OF YOUTH, SPORTS AND PUBLIC SAFETY	-	-	-
-	TOTAL SOCIAL SERVICE SECTOR	-	-	-
-	OFFICE OF THE EXECUTIVE GOVERNOR	-	-	-
-	OFFICE OF THE DEPUTY GOVERNOR	-	-	-
-	MINISTRY OF LOCAL GOVERNMENT & RURAL DEVELOPMENT	-	-	-
-	IMO STATE PLANNING & ECONOMIC DEV. COMMISSION	-	-	-
-	OFFICE OF THE SECRETARY TO THE STATE GOVERNMENT	-	-	-
-	OFFICE OF THE HEAD OF SERVICE	-	-	-
-	MINISTRY OF FINANCE	-	-	-
-	BOARD OF INTERNAL REVENUE	-	-	-
-	MINISTRY OF JUSTICE	-	-	-
-	OFFICE OF THE AUDITOR GENERAL- STATE	-	-	-
-	OFFICE OF THE AUDITOR GENERAL- LOCAL GOVT.	-	-	-
-	CIVIL SERVICE COMMISSION	-	-	-
-	JUDICIARY- HIGH COURT	-	-	-
-	JUDICIARY- CUSTOMARY COURT OF APPEAL	-	-	-
-	JUDICIAL SERVICE COMMISSION	-	-	-
-	LOCAL GOVERNMENT SERVICE COMMISSION	-	-	-
-	LEGISLATURE	-	-	-
-	HOUSE OF ASSEMBLY SERVICE COMMISSION	-	-	-
-	IMO STATE INDEPENDENT ELECTORAL COMMISSION	-	-	-
-	MIN. OF COMMUNITY GOVT. COUNCIL, CULTURE AND CHIEFTANCY AFFAIRS	-	-	-
-	MINISTRY OF INTERNAL RESOURCRS & PENSIONS	-	-	-
-	TOTAL GENERAL ADMINISTRATION	-	-	-
-	GRAND TOTAL	-	-	-



141 MONTHLY SCHEDULE OF RE-IMBURSEMENT FOR 2019

DESCRIPTION	JANUARY	FEBRUARY	MARCH	APRIL	MAY	JUNE	JULY	AUGUST	SEPTEMBER	OCTOBER	NOVEMBER	DECEMBER	TOTAL
	=N=	=N=	=N=	=N=	=N=	=N=	=N=	=N=	=N=	=N=	=N=	=N=	=N=
MINISTRY OF AGRICULTURE AND ENVIROMENT	-	-	-	-	-	-	-	-	-	-	-	-	-
MINISTRY OF COMMERCE AND INDUSTRY	-	-	-	-	-	-	-	-	-	-	-	-	-
MINISTRY OF LAND, SURVEY/ HOUSING & URBAN DEV.	-	-	-	-	-	-	-	-	-	-	-	-	-
MINISTRY OF INFORMATION, TOURISM & PUBLIC UTILITIES	-	-	-	-	-	-	-	-	-	-	-	-	-
MINISTRY OF NON-FORMAL SECTOR & MARKET DEVELOPMENT	-	-	-	-	-	-	-	-	-	-	-	-	-
MINISTRY OF WORKS AND TRANSPORT	-	-	-	-	-	-	-	-	-	-	-	-	-
TOTAL ECONOMIC SECTOR	-	-	-	-	-	-	-	-	-	-	-	-	-
MINISTRY OF EDUCATION, SCIENCE AND TECHNOLOGY	-	-	-	-	-	-	-	-	-	-	-	-	-
MINISTRY OF HEALTH, SOCIAL DEVELOPMENT & WOMEN AFFAIRS	-	-	-	-	-	-	-	-	-	-	-	-	-
MINISTRY OF YOUTH, SPORTS AND PUBLIC SAFETY	-	-	-	-	-	-	-	-	-	-	-	-	-
TOTAL SOCIAL SERVICE SECTOR	-	-	-	-	-	-	-	-	-	-	-	-	-
OFFICE OF THE EXECUTIVE GOVERNOR	-	-	-	-	-	-	-	-	-	-	-	-	-
OFFICE OF THE DEPUTY GOVERNOR	-	-	-	-	-	-	-	-	-	-	-	-	-
MINISTRY OF LOCAL GOVERNMENT & RURAL DEVELOPMENT	-	-	-	-	-	-	-	-	-	-	-	-	-
IMO STATE PLANNING & ECONOMIC DEV. COMMISSION	-	-	-	-	-	-	-	-	-	-	-	-	-
OFFICE OF THE SECRETARY TO THE STATE GOVERNMENT	-	-	-	-	-	-	-	-	-	-	-	-	-
OFFICE OF THE HEAD OF SERVICE	-	-	-	-	-	-	-	-	-	-	-	-	-
MINISTRY OF FINANCE	-	-	-	-	-	-	-	-	-	-	-	-	-
BOARD OF INTERNAL REVENUE	-	-	-	-	-	-	-	-	-	-	-	-	-
MINISTRY OF JUSTICE	-	-	-	-	-	-	-	-	-	-	-	-	-
OFFICE OF THE AUDITOR GENERAL- STATE	-	-	-	-	-	-	-	-	-	-	-	-	-
OFFICE OF THE AUDITOR GENERAL- LOCAL GOVT.	-	-	-	-	-	-	-	-	-	-	-	-	-
CIVIL SERVICE COMMISSION	-	-	-	-	-	-	-	-	-	-	-	-	-
JUDICIARY- HIGH COURT	-	-	-	-	-	-	-	-	-	-	-	-	-
JUDICIARY- CUSTOMARY COURT OF APPEAL	-	-	-	-	-	-	-	-	-	-	-	-	-
JUDICIAL SERVICE COMMISSION	-	-	-	-	-	-	-	-	-	-	-	-	-
LOCAL GOVERNMENT SERVICE COMMISSION	-	-	-	-	-	-	-	-	-	-	-	-	-
LEGISLATURE	-	-	-	-	-	-	-	-	-	-	-	-	-
HOUSE OF ASSEMBLY SERVICE COMMISSION	-	-	-	-	-	-	-	-	-	-	-	-	-
IMO STATE INDEPENDENT ELECTORAL COMMISSION	-	-	-	-	-	-	-	-	-	-	-	-	-
MIN. OF COMMUNITY GOVT. COUNCIL, CULTURE AND CHIEFTANCY AFF.	-	-	-	-	-	-	-	-	-	-	-	-	-
MINISTRY OF INTERNAL RESOURCRS & PENSIONS	-	-	-	-	-	-	-	-	-	-	-	-	-
TOTAL GENERAL ADMINISTRATION	-	-	-	-	-	-	-	-	-	-	-	-	-
GRAND TOTAL	-	-	-	-	-	-	-	-	-	-	-	-	-



Imo State Government of Nigeria

Report of the Accountant General and Financial Statements for the year ended 31st December, 2019

15a SCHEDULE OF PERSONNEL COSTS FOR 2019

Actual	DESCRIPTION	Actual	Budget	Variance
2018		2019	2019	2019
=N=		=N=	=N=	=N=
8,843,769.52	Ministry Of Labour Empowerment / Poverty Alleviation	17,493,094.20	36,601,057.17	19,107,962.97
261,951,955.56	Ministry Of Agriculture and Food Safety	352,647,578.24	269,347,200.81	- 83,300,377.43
151,269,914.04	Ministry Of Environment and Natural Resources	132,224,773.54	96,196,220.16	- 36,028,553.38
103,741,937.01	Ministry Of Trade and Investment	138,176,331.01	130,977,179.88	- 7,199,151.13
79,042,203.61	Ministry Of Informal Sector/ Market Development	64,697,164.32	85,676,475.18	20,979,310.86
84,852,406.84	Ministry Of Information and Orientation Agency	119,728,699.41	93,319,021.38	- 26,409,678.03
17,455,195.80	Ministry Of Tourism	48,392,419.18	59,820,042.90	11,427,623.72
135,588,827.60	Ministry Of Public Utilities	148,510,091.15	241,772,376.97	93,262,285.82
12,010,981.61	Ministry Of Rural Lands and Rural Development	26,636,411.25	42,740,009.37	16,103,598.12
193,971,812.60	Ministry Of Lands, Survey and Urban Development	199,463,015.90	138,209,400.81	- 61,253,615.09
-	Office of the surveyor general		51,519,578.28	51,519,578.28
33,763,436.42	Ministry Of Housing	110,797,512.29	38,571,394.44	- 72,226,117.85
161,316,792.06	Ministry Of Works	184,227,544.37	203,094,335.37	18,866,791.00
19,346,670.05	Ministry Of Transport	50,314,374.74	33,827,165.76	- 16,487,208.98
1,263,155,902.72	Total Economic Sector	1,593,309,009.60	1,521,671,458.48	- 71,637,551.12
150,766,868.12	Ministry Of Basic and Senior Secondary Education	189,042,359.86	6,703,947,455.85	6,514,905,095.99
32,861,217.99	Ministry Of Tertiary and Non-Formal Education	26,327,834.08	67,748,949.18	41,421,115.10
31,398,031.46	Ministry Of Science, Technical and Vocational Education	29,552,823.95	34,186,483.20	4,633,659.25
682,052,397.22	Ministry Of Health	750,895,066.35	463,444,242.96	- 287,450,823.39
-	Ministry Of Happiness and Purpose Fulfillment	-	21,538,371.48	21,538,371.48
82,906,744.21	Ministry Of Gender and Social Development	112,999,255.46	102,653,867.04	- 10,345,388.42
19,647,264.75	Ministry Of Sports	100,101,708.82	19,531,320.48	- 80,570,388.34
34,682,523.35	Ministry Of Public Safety	32,750,917.12	85,064,579.49	52,313,662.37
52,276,615.58	Ministry Of Talent and Youth Development	45,430,454.79	28,431,287.76	- 16,999,167.03
1,086,591,662.68	Total Social Services Sector	1,287,100,420.43	7,526,546,557.44	6,239,446,137.01



15a SCHEDULE OF PERSONNEL COSTS FOR 2019

Actual 2018 =N=	DESCRIPTION	Actual 2019 =N=	Budget 2019 =N=	Variance 2019 =N=
792,570,611.32	Office Of The Executive Governor	829,102,219.35	774,845,101.34	- 54,257,118.01
69,017,525.87	Office Of The Deputy Governor	192,244,178.31	113,568,743.91	- 78,675,434.40
59,180,618.25	Ministry Of Local Government Affairs	67,344,146.42	74,783,241.21	- 7,439,094.79
4,364,105.39	Ministry Of Inter- Government Affairs and Donor Agencies	5,607,628.65	34,277,807.79	- 28,670,179.14
29,898,522.41	Ministry Of Niger Delta	26,022,310.18	54,709,447.68	- 28,687,137.50
	Imo State Bureau of Statistics	-	85,258,938.96	- 85,258,938.96
	Ministry Of Special Duties	-	15,899,749.14	- 15,899,749.14
62,106,995.09	Ministry Of Economic Planning, Budget and Statistics	-	66,194,036.41	- 66,194,036.41
298,400,000.00	Imo State Planning and Economic Development commission	76,195,314.65	-	- 76,195,314.65
189,922,137.16	Office Of The Secretary To The State Government	225,877,832.87	163,358,487.75	- 62,519,345.12
13,688,354.33	Lagos Liaison Office	14,234,854.32	-	- 14,234,854.32
14,083,094.83	Abuja Liaison Office	14,954,803.48	-	- 14,954,803.48
161,453,503.96	Office Of The Head Of Service	174,300,133.26	145,956,561.39	- 28,343,571.87
171,206,176.84	Ministry Of Finance	203,137,802.95	168,832,817.37	- 34,304,985.58
39,426,199.12	Ministry Of Internal Resources & Pensions Affairs	28,768,326.18	28,254,391.92	- 513,934.26
371,838,677.36	Ministry Of Justice	548,136,316.41	884,852,951.14	- 336,716,634.73
112,456,687.28	Office Of The Auditor General - State	128,068,355.61	74,283,945.00	- 53,784,410.61
90,292,579.20	Office Of The Auditor General - Local Government	98,764,656.64	59,177,154.36	- 39,587,502.28
54,570,600.50	Civil Service Commission	61,654,590.95	60,318,341.94	- 1,336,249.01
786,203,727.95	Judiciary - High Court	868,622,737.44	1,301,733,520.15	- 433,110,782.71
928,781,036.70	Judiciary - Customary Court Of Appeal	1,028,695,464.51	1,060,947,578.96	- 32,252,114.45
105,401,804.24	Judicial Service Commission	124,728,924.23	195,965,239.47	- 71,236,315.24
36,118,271.45	Local Government Service Commission	43,779,403.44	54,644,827.02	- 10,865,423.58
7,564,867.86	Local Government Pension Commission	7,194,064.72	-	- 7,194,064.72
102,519,328.98	Board Of Internal Revenue	124,421,356.73	137,155,547.64	- 12,734,190.91
488,152,755.46	Legislature	698,827,106.59	457,718,758.87	- 241,108,347.73
71,563,635.64	House of Assembly Service Commission	114,662,850.01	70,443,682.86	- 44,219,167.15
89,400,002.64	Imo State Independent Electoral Commission	137,344,829.59	94,578,784.98	- 42,766,044.61
74,377,815.25	Ministry of Community Govt, Culture & Traditional Affairs	47,424,868.35	78,923,952.48	- 31,499,084.13
-	Bureau for Peace and Conflict Resolution	516,948.57	-	- 516,948.57
-	Ministry of Technology Development	10,763,885.74	-	- 10,763,885.74
-	Owerri Capital Development Authority	74,739,961.85	-	- 74,739,961.85
5,224,559,635.08	Total General Administration	5,976,135,872.00	6,256,683,609.73	280,547,737.73
7,574,307,200.48	Grand Total	8,856,545,302.03	15,304,901,625.65	6,448,356,323.62



15b MONTHLY SCHEDULE OF PERSONNEL COSTS FOR 2019

DESCRIPTION	JANUARY	FEBRUARY	MARCH	APRIL	MAY	JUNE	JULY	AUGUST	SEPTEMBER	OCTOBER	NOVEMBER	DECEMBER	TOTAL
	=N=	=N=	=N=	=N=	=N=	=N=	=N=	=N=	=N=	=N=	=N=	=N=	=N=
MINISTRY OF LABOUR, EMPLOYMENT AND POVERTY ALLE	1,853,310.50	1,802,337.14	1,833,289.06	1,992,646.67	1,992,646.67	1,992,646.67	2,064,732.41	2,288,808.15	1,672,676.93	-	-	-	17,493,094.20
MINISTRY OF AGRICULTURE AND FOOD SECURITY	27,117,910.80	27,139,910.80	27,295,384.76	27,055,384.76	27,223,324.09	27,028,740.98	27,763,462.89	30,933,338.65	31,943,932.16	35,656,416.41	31,652,157.58	31,837,614.36	352,647,578.24
MINISTRY OF TRADE AND INVESTMENT	9,517,388.98	9,533,700.80	9,300,425.11	9,197,867.73	8,966,967.70	8,855,044.40	9,159,583.62	10,374,067.28	14,510,321.73	16,282,226.14	16,235,089.38	16,243,648.14	138,176,331.01
MINISTRY OF LAND, SURVEY/ HOUSING & URBAN DEV.	16,030,982.62	15,835,935.20	15,776,318.42	15,245,291.34	15,365,106.56	16,048,981.56	15,358,223.92	21,009,431.18	18,026,730.78	17,937,827.75	17,359,529.21	15,468,657.36	199,463,015.90
MINISTRY OF ENVIROMENT AND NATURAL RESOURCES	10,182,041.99	10,379,327.46	9,055,953.44	9,032,257.86	8,942,639.74	8,984,902.76	9,268,818.70	9,793,852.39	10,971,279.98	17,170,147.27	13,755,395.66	14,688,156.29	132,224,773.54
MINISTRY OF INFORMATION AND ORIENTATION AGENCY	8,993,440.74	8,989,790.49	9,032,008.83	9,076,776.40	9,074,276.40	9,074,276.40	9,352,422.73	10,237,856.87	10,225,152.94	10,515,795.86	14,147,469.18	11,009,432.57	119,728,699.41
MINISTRY OF NON-FORMAL SECTOR & MARKET DEVELOPN	9,168,286.65	7,428,286.65	7,405,536.62	7,249,748.15	7,231,300.08	7,189,766.15	6,431,721.47	6,555,478.12	6,037,040.43	-	-	-	64,697,164.32
MINISTRY OF TOURISM, CREATIVE ART AND CULTURE	3,424,279.24	3,629,844.20	2,832,121.81	2,516,567.98	2,520,393.22	2,303,271.39	2,239,187.43	2,951,997.12	5,006,219.51	6,882,046.47	7,086,245.04	7,000,245.77	48,392,419.18
MINISTRY OF RURAL DEVELOPMENT AND RURAL LAND	1,641,720.41	1,641,720.41	1,709,731.41	1,641,450.29	1,641,450.29	1,641,438.81	1,612,802.47	2,193,353.65	2,204,705.35	2,204,705.35	6,157,590.32	2,345,742.49	26,636,411.25
MINISTRY OF PUBLIC UTILITIES	9,936,714.33	9,940,216.33	9,997,272.79	10,050,308.42	10,048,669.18	9,982,038.16	9,768,066.05	10,712,373.54	16,367,309.13	18,726,488.84	16,856,465.46	16,124,168.92	148,510,091.15
MINISTRY OF WORKS	14,223,917.26	14,120,646.95	14,168,994.12	14,263,962.11	14,533,599.12	14,381,017.10	14,369,470.84	19,682,152.01	15,545,324.36	15,393,774.40	15,324,747.63	18,219,938.47	184,227,544.37
MINISTRY OF TRANSPORT	2,694,893.10	2,826,179.22	2,845,299.09	2,793,785.36	2,778,937.75	2,780,493.36	2,819,894.91	7,493,192.05	6,139,948.24	5,894,109.30	6,170,458.55	5,077,183.81	50,314,374.74
MINISTRY OF HOUSING	5,574,564.25	5,522,945.85	4,328,595.78	5,127,657.79	4,384,025.56	17,990,063.06	16,525,265.41	23,974,590.72	6,313,694.60	9,471,674.65	5,789,328.68	5,795,105.94	110,797,512.29
TOTAL ECONOMIC SECTOR	120,359,450.87	118,790,841.50	115,580,931.24	115,243,704.86	114,703,336.36	128,252,680.80	126,733,652.85	158,200,491.73	144,964,336.14	156,135,212.44	150,534,476.69	143,809,894.12	1,593,309,009.60
MINISTRY OF GENDER/ SOCIAL DEVELOPMENT	8,150,158.07	8,699,570.78	8,453,954.30	8,546,073.67	8,697,149.91	8,484,694.36	7,925,308.23	9,062,717.75	9,421,396.25	12,625,341.40	9,575,331.25	13,357,559.49	112,999,255.46
MINISTRY OF TERTIARY EDUCATION	3,227,171.18	3,480,450.94	3,291,592.94	3,237,205.39	3,239,823.15	3,319,142.47	3,198,316.33	3,334,131.68	-	-	-	-	26,327,834.08
MINISTRY OF SCIENCE, TECH. AND VOCATIONAL EDUCATIC	2,410,469.79	2,444,273.79	2,486,536.81	2,486,536.81	2,509,223.73	2,473,141.89	4,717,597.74	10,025,043.39	-	-	-	-	29,552,823.95
MINISTRY OF BASIC AND SECONDARY EDUCATION	12,851,961.98	12,893,495.91	13,013,844.27	12,952,541.59	13,210,832.34	13,406,394.51	13,746,915.08	14,412,167.52	21,006,792.50	21,269,856.95	20,410,933.52	19,866,623.69	189,042,359.86
MINISTRY OF HEALTH	58,588,466.79	56,337,913.00	56,036,424.33	54,641,673.15	54,546,569.56	54,459,993.28	55,232,185.50	70,187,976.60	73,816,523.05	69,886,479.92	74,415,065.63	72,745,795.54	750,895,066.35
MINISTRY OF SPORTS	3,366,894.55	3,366,894.55	2,402,281.62	2,326,637.75	2,326,637.75	2,326,637.75	2,345,172.12	5,439,289.47	3,003,193.36	24,089,003.59	25,039,257.55	24,069,808.76	100,101,708.82
MINISTRY OF PUBLIC SAFETY	3,979,955.18	3,985,923.60	4,066,995.78	4,066,995.78	4,066,995.78	4,066,995.78	4,119,457.65	4,397,597.57	-	-	-	-	32,750,917.12
MINISTRY OF TALENTS AND YOUTH DEVELOPMENT	3,307,654.20	3,339,730.14	3,296,927.42	3,338,461.35	3,382,712.36	3,340,449.34	3,435,568.64	3,435,423.96	4,055,660.83	3,401,766.13	7,734,371.83	3,361,728.59	45,430,454.79
TOTAL SOCIAL SERVICE SECTOR	95,882,731.74	94,548,252.71	93,048,557.47	91,596,125.49	91,979,944.58	91,877,449.38	94,720,521.29	120,294,347.94	111,303,565.99	131,272,447.99	137,174,959.78	133,401,516.07	1,287,100,420.43



15b MONTHLY SCHEDULE OF PERSONNEL COSTS FOR 2019 CONT'D

DESCRIPTION	JANUARY =N=	FEBRUARY =N=	MARCH =N=	APRIL =N=	MAY =N=	JUNE =N=	JULY =N=	AUGUST =N=	SEPTEMBER =N=	OCTOBER =N=	NOVEMBER =N=	DECEMBER =N=	TOTAL =N=
OFFICE OF THE EXECUTIVE GOVERNOR	65,993,004.24	68,267,843.80	67,682,732.64	66,979,629.12	87,083,417.35	36,790,341.49	38,148,890.95	76,222,775.35	81,638,395.74	76,284,180.51	77,389,494.81	86,621,513.35	829,102,219.35
OFFICE OF THE DEPUTY GOVERNOR	3,982,482.80	3,984,374.22	3,984,374.22	3,984,374.22	3,935,954.62	13,726,024.37	20,118,888.18	26,070,671.25	27,014,569.28	26,574,101.60	26,893,931.22	31,974,432.33	192,244,178.31
MINISTRY OF NIGER DELTA AFFAIRS	2,381,410.06	2,540,519.18	2,543,492.24	2,486,835.78	5,477,022.81	2,458,913.55	2,576,486.72	2,778,379.83	2,779,250.01	-	-	-	26,022,310.18
IMO STATE PLANNING & ECONOMIC DEV. COMMISSION	7,220,545.10	7,220,545.10	5,010,023.09	4,888,245.29	5,583,506.89	4,882,917.14	4,736,055.63	9,769,379.59	6,082,025.33	6,902,021.09	6,950,025.20	6,950,025.20	76,195,314.65
OFFICE OF THE SECRETARY TO THE STATE GOVERNMENT	18,700,080.56	18,174,455.14	16,556,407.76	17,964,671.62	17,953,440.82	16,836,731.69	17,461,314.64	18,588,019.42	22,670,139.82	20,171,284.94	20,061,230.73	20,740,055.73	225,877,832.87
OFFICE OF THE HEAD OF SERVICE	14,682,685.77	14,521,572.52	13,180,617.52	14,613,621.92	15,529,610.29	13,065,227.25	12,558,676.15	16,941,076.31	13,621,578.97	15,965,242.38	14,996,501.46	14,623,722.72	174,300,133.26
MINISTRY OF FINANCE	14,242,822.88	13,851,673.07	13,863,072.77	13,262,402.85	12,990,537.37	17,643,237.62	14,204,470.31	17,924,752.86	24,116,825.91	20,818,733.63	19,710,511.88	20,508,761.80	203,137,802.95
BOARD OF INTERNAL REVENUE	9,908,594.70	9,546,543.42	10,218,138.23	9,595,016.79	9,615,552.95	9,396,853.21	9,592,016.07	10,129,809.18	10,088,797.44	14,651,517.56	12,228,558.94	9,449,958.24	124,421,356.73
MINISTRY OF JUSTICE	31,904,272.86	32,146,569.11	32,101,572.79	32,101,572.79	34,684,464.29	31,201,112.70	39,952,821.96	41,455,996.92	62,372,492.86	69,646,640.78	66,979,095.54	73,589,703.81	548,136,316.41
OFFICE OF THE AUDITOR GENERAL- STATE	10,842,984.53	9,332,074.41	9,332,074.41	8,997,920.92	10,233,272.42	12,978,149.90	9,745,358.40	10,394,639.42	11,552,970.30	11,552,970.30	11,552,970.30	11,552,970.30	128,068,355.61
OFFICE OF THE AUDITOR GENERAL- LOCAL GOVT.	8,421,946.25	7,246,043.72	7,246,043.72	7,246,043.72	7,750,414.94	7,435,519.96	12,939,579.57	5,530,763.64	7,665,891.76	10,596,039.52	9,090,468.44	7,595,901.40	98,764,656.64
LAGOS LIAISON OFFICE	1,158,584.25	1,158,584.25	1,158,584.25	1,158,584.25	1,158,584.25	1,158,584.25	1,185,224.52	1,243,086.42	1,243,086.42	1,197,995.70	1,214,363.68	1,199,592.08	14,234,854.32
ABUJA LIAISON OFFICE	1,264,647.67	1,160,407.30	1,150,408.29	1,164,843.95	1,147,240.78	1,081,194.33	1,157,335.75	1,308,942.60	1,232,942.60	1,308,942.60	1,602,948.60	1,374,949.01	14,954,803.48
CIVIL SERVICE COMMISSION	6,069,849.96	5,955,615.57	4,869,699.17	4,861,593.57	4,993,661.49	4,852,524.16	5,206,863.10	5,010,313.25	5,049,875.08	5,136,291.71	4,879,451.52	4,768,852.37	61,654,590.95
JUDICIARY- HIGH COURT	66,769,727.61	67,261,748.18	66,315,156.00	64,576,078.15	64,546,894.29	62,381,119.07	62,679,721.54	68,832,832.72	81,012,433.81	79,939,433.18	95,565,827.02	88,741,765.87	868,622,737.44
JUDICIARY- CUSTOMARY COURT OF APPEAL	82,879,100.04	81,687,274.32	81,540,507.09	81,540,507.09	81,510,432.30	81,510,432.30	83,125,667.79	83,223,098.69	97,767,913.29	97,509,673.97	80,682,600.48	95,718,257.15	1,028,695,464.51
JUDICIAL SERVICE COMMISSION	9,954,277.47	9,954,227.47	9,879,942.70	9,880,434.70	10,071,321.63	10,071,321.63	8,201,838.86	9,486,499.02	11,487,317.38	11,449,625.23	11,909,602.27	12,382,515.87	124,728,924.23
LOCAL GOVERNMENT SERVICE COMMISSION	3,127,566.17	3,127,566.17	3,133,261.80	3,149,485.99	3,085,188.49	3,085,188.49	3,294,604.23	3,340,420.62	3,364,776.95	3,452,758.51	4,471,781.12	7,146,804.90	43,779,403.44
LOCAL GOVERNMENT PENSIONS BOARD	577,152.26	577,152.26	577,152.26	577,152.26	577,152.26	577,152.26	591,377.56	627,954.72	627,954.72	627,954.72	627,954.72	627,954.72	7,194,064.72
IMO HOUSE OF ASSEMBLY - LEGISLATURE	41,891,666.98	49,673,798.77	41,203,760.49	49,767,874.37	41,121,890.07	41,329,198.60	73,476,899.30	81,549,262.93	71,867,315.31	70,685,449.09	71,154,283.49	65,105,707.19	698,827,106.59
IMO HOUSE OF ASSEMBLY SERVICE COMMISSION	5,878,732.39	5,878,732.39	5,886,342.07	6,612,982.66	5,842,932.11	13,695,139.99	14,115,533.11	19,055,428.15	12,638,121.53	7,075,359.94	9,929,840.17	8,053,705.50	114,662,850.01
IMO STATE INDEPENDENT ELECTORAL COMMISSION	7,891,623.42	7,816,011.63	7,793,511.63	7,710,691.46	7,603,196.90	7,195,445.97	8,070,508.36	9,996,188.30	15,835,771.68	19,158,547.50	19,159,101.12	19,114,231.62	137,344,829.59
MIN. OF COMMUNITY GOVERNMENT	5,126,781.03	5,125,008.47	5,199,913.84	5,199,913.84	5,201,469.45	5,253,051.63	5,242,177.81	5,617,192.89	5,459,359.39	-	-	-	47,424,868.35
MIN. OF LOCAL GOVT. COUNCIL, CULTURE AND CHIEFTAN	4,632,119.62	4,509,001.58	4,496,142.47	4,488,540.19	4,419,922.85	4,463,874.15	4,501,692.86	5,120,024.19	7,655,287.35	7,657,257.32	7,711,348.40	7,688,935.44	67,344,146.42
MINISTRY OF INTERNAL RESOURCES & PENSIONS	3,195,282.23	2,963,077.05	3,081,806.27	3,130,793.06	3,138,194.95	3,603,110.26	3,305,773.68	3,414,699.38	2,935,589.30	-	-	-	28,768,326.18
MINISTRY OF INTERGOVERNMENTAL AFFAIRS AND DONOR	637,022.59	637,022.59	637,022.59	637,022.59	637,022.59	804,321.41	869,438.92	748,755.37	-	-	-	-	5,607,628.65
BUREAU FOR PEACE AND CONFLICT RESOLUTION	-	-	-	-	-	-	-	516,948.57	-	-	-	-	516,948.57
MINISTRY OF TECHNOLOGY DEVELOPMENT	-	-	-	-	-	-	-	-	2,785,657.39	2,879,799.98	2,439,741.28	2,658,687.09	10,763,885.74
OWERRI CAPITAL DEVELOPMENT AUTHORITY	-	-	-	-	-	-	-	15,580,910.10	14,922,823.16	14,604,142.77	14,750,932.44	14,881,153.38	74,739,961.85
TOTAL GENERAL ADMINISTRATION	429,334,963.44	434,317,441.69	418,641,760.31	426,576,833.15	445,892,299.16	407,476,687.38	457,059,215.97	550,478,821.69	605,489,162.78	595,845,964.53	591,952,564.83	613,070,157.07	5,976,135,872.00
GRAND TOTAL	645,577,146.05	647,656,535.90	627,271,249.02	633,416,663.50	652,575,580.10	627,606,817.56	678,513,390.11	828,973,661.36	861,757,064.91	883,253,624.96	879,662,001.30	890,281,567.26	8,856,545,302.03



Imo State Government of Nigeria

Report of the Accountant General and Financial Statements for the year ended 31st December, 2019

16 SCHEDULE OF STATE GOVERNMENT PENSIONS & GRATUITY PAYMENT FOR 2019 - CRFC- MOF & HOS

Actual 2018 =N=	DESCRIPTION	Actual 2019 =N=	Budget 2019 =N=	Variance 2019 =N=
	SOCIAL BENEFITS			
2,656,305,683.61	PENSION & GRATUITY (MOF & HOS)	7,596,124,175.99	14,846,000,000.00	7,249,875,824.01
	PENSIONS			
2,656,305,683.61	SOCIAL BENEFITS TOTAL	7,596,124,175.99	14,846,000,000.00	7,249,875,824.01
2,656,305,683.61	TOTAL (MOF & HOS)	7,596,124,175.99	14,846,000,000.00	7,249,875,824.01
Actual 2018 =N=	DESCRIPTION	Actual 2019 =N=	Budget 2019 =N=	Variance =N=
	MONTHS			
-	JANUARY	700,399,589.00	1,368,873,396.14	668,473,807.14
-	FEBRUARY	14,943,369.00	29,205,585.77	14,262,216.77
-	MARCH	24,419,476.00	47,725,857.59	23,306,381.59
-	APRIL	306,915,824.00	599,841,737.38	292,925,913.38
47,093,907.72	MAY	55,640,088.83	108,743,977.80	53,103,888.97
1,855,068,008.93	JUNE	204,000,000.00	398,701,223.13	194,701,223.13
88,235,345.63	JULY	27,935,892.92	54,598,405.28	26,662,512.36
3,945,519.65	AUGUST	1,216,691,985.16	2,377,924,424.77	1,161,232,439.61
-	SEPTEMBER	1,221,952,092.31	2,388,204,871.61	1,166,252,779.30
-	OCTOBER	1,254,005,078.49	2,450,849,797.07	1,196,844,718.58
216,060,356.68	NOVEMBER	1,275,159,590.00	2,492,194,550.08	1,217,034,960.08
445,902,545.00	DECEMBER	1,294,061,190.28	2,529,136,173.37	1,235,074,983.09
2,656,305,683.61	TOTAL	7,596,124,175.99	14,846,000,000.00	7,249,875,824.01



Imo State Government of Nigeria

Report of the Accountant General and Financial Statements for the year ended 31st December, 2019

17 SCHEDULE OF OVERHEADS CHARGES TO MDA's FOR 2019

SECTORAL ANALYSIS				
Actual		Actual	Budget	Variance
2018		2019	2019	2019
=N=	SECTOR	=N=	=N=	=N=
59,600,000.00	EDUCATIONAL SERVICES (MOE)	102,676,830.00	631,715,000.00	529,038,170.00
-	TRANSPORT SERVICES (MOTT)	28,500,000.00	-	- 28,500,000.00
89,170,000.00	HEALTH SERVICES (MH)	106,155,000.00	237,978,120.00	131,823,120.00
71,500,000.00	MINNING AND PETROCHEM SERVICES	81,956,486.00	563,680,000.00	481,723,514.00
38,812,947.58	AGRIC SERVICES (MANR)	68,720,200.00	94,865,000.00	26,144,800.00
7,407,400,000.00	OVERHEADS OF GENERAL NATURE (Note 17ii)	15,996,076,490.07	15,584,419,990.00	- 411,656,500.07
7,666,482,947.58	TOTAL (see Note 17i)	16,384,085,006.07	17,112,658,110.00	728,573,103.93



Imo State Government of Nigeria

Report of the Accountant General and Financial Statements for the year ended 31st December, 2019

17 SCHEDULE OF OVERHEADS CHARGES TO MDA's FOR 2019 CONT'D

17i

ADMINISTRATIVE

Actual 2018 =N=		Actual 2019 =N=	Budget 2019 =N=	Variance 2019 =N=
4,394,315,000.00	OFFICE OF THE EXECUTIVE GOVERNOR	12,234,779,582.97	4,702,945,007.00	- 7,531,834,575.97
50,000,000.00	OFFICE OF THE DEPUTY GOVERNOR	225,404,082.60	725,834,650.00	500,430,567.40
-	MIN. OF LOCAL GOVERNMENT AFFAIRS	36,000,000.00	38,472,500.00	2,472,500.00
11,000,000.00	MINISTRY OF INTER GOVT AFFAIRS & DONOR AGENCY	15,160,000.00	58,165,000.00	43,005,000.00
12,000,000.00	MIN. OF NIGER DELTA AFFAIRS	8,000,000.00	34,695,000.00	26,695,000.00
20,000,000.00	MIN. OF LABOUR AND POVERTY ALLEVIATION	17,520,000.00	36,500,000.00	18,980,000.00
12,000,000.00	MIN. OF SPECIAL DUTIES	8,000,000.00	35,258,000.00	27,258,000.00
12,000,000.00	IMO STATE PLANNING & ECONOMIC DEV. COMMISSION	63,200,000.00	-	- 63,200,000.00
355,880,000.00	OFFICE OF THE SECRETARY TO THE STATE GOVERNMENT	240,878,500.00	454,775,000.00	213,896,500.00
30,000,000.00	OFFICE OF THE HEAD OF SERVICE	39,905,000.00	83,437,500.00	43,532,500.00
-	MIN. OF ECONOMIC PLANNING, BUDGET AND STATISTICS	-	181,358,213.00	181,358,213.00
38,812,947.58	MIN. OF AGRICULTURE AND ENVIROMENT	68,720,200.00	67,680,000.00	- 1,040,200.00
	MIN. OF ENVIROMENT AND NATURAL RESOURCES	69,970,100.00	94,865,000.00	24,894,900.00
11,000,000.00	MINISTRY OF TRADE AND INVESTMENT	20,973,686.00	33,650,000.00	12,676,314.00
-	BUREAU OF STATISTICS	-	20,000,000.00	20,000,000.00
11,000,000.00	MIN. OF INFORMAL SECTOR & MARKET DEV.	9,000,000.00	35,530,000.00	26,530,000.00
47,600,000.00	MIN. OF BASIC AND SENIOR SECONDARY EDUCATION	73,276,830.00	559,340,000.00	486,063,170.00
12,000,000.00	MIN. OF TERTIARY AND NON FORMAL EDUCATION	29,400,000.00	72,375,000.00	42,975,000.00
-	MIN. OF SCIENCE, TECHNICAL AND VOCATIONAL EDUCATION	23,614,000.00	119,166,000.00	95,552,000.00
72,450,000.00	MINISTRY OF FINANCE	124,064,000.00	125,050,000.00	986,000.00
12,000,000.00	MIN. OF INTERNAL RESOURCES AND PENSIONS	8,000,000.00	203,270,160.00	195,270,160.00
89,170,000.00	MINISTRY OF HEALTH	106,155,000.00	237,978,120.00	131,823,120.00
	MINISTRY OF HAPPINESS AND PURPOSE FULFILLMENT	14,000,000.00	50,315,000.00	36,315,000.00
	MIN. OF GENDER AND SOCIAL DEVELOPMENT	60,573,800.00	138,125,000.00	77,551,200.00
50,500,000.00	MIN. OF INFORMATION AND ORIENTATION AGENCY	25,900,000.00	654,978,823.00	629,078,823.00
	MINISTRY OF TOURISM	41,960,000.00	39,065,000.00	- 2,895,000.00
14,500,000.00	MINISTRY OF PUBLIC UTILITIES	36,982,800.00	432,400,000.00	395,417,200.00
24,000,000.00	MIN. OF JUSTICE	124,101,793.00	69,692,000.00	- 54,409,793.00
		13,725,539,374.57	9,304,920,973.00	- 4,420,618,401.57


Imo State Government of Nigeria
Report of the Accountant General and Financial Statements for the year ended 31st December, 2019
17 SCHEDULE OF OVERHEADS CHARGES TO MDA's FOR 2019 CONT'D
17i CONT'D

174,995,000.00	MINISTRY OF RURAL LAND & RURAL DEVELOP	13,500,000.00	32,562,500.00	19,062,500.00
35,000,000.00	MINISTRY OF LAND, SURVEY/ HOUSING & URB	15,000,000.00	26,560,000.00	11,560,000.00
-	MINISTRY OF HOUSING	22,105,000.00	29,928,400.00	7,823,400.00
24,750,000.00	MINISTRY OF WORKS	51,593,000.00	347,732,000.00	296,139,000.00
-	MINISTRY OF TRANSPORT	28,500,000.00	21,224,575.00	- 7,275,425.00
12,000,000.00	OFFICE OF THE AUDITOR GENERAL- STATE	-	107,500,000.00	107,500,000.00
6,000,000.00	OFFICE OF THE AUDITOR GENERAL- LOCAL GO	5,500,000.00	29,420,000.00	23,920,000.00
12,000,000.00	CIVIL SERVICE COMMISSION	18,200,000.00	57,300,529.00	39,100,529.00
337,000,000.00	JUDICIARY- HIGH COURT	258,161,683.50	1,148,152,302.00	889,990,618.50
60,000,000.00	JUDICIARY- CUSTOMARY COURT OF APPEAL	86,000,000.00	1,917,800,000.00	1,831,800,000.00
11,000,000.00	JUDICIAL SERVICE COMMISSION	22,410,000.00	37,158,200.00	14,748,200.00
12,000,000.00	LOCAL GOVERNMENT SERVICE COMMISSION	13,350,000.00	51,505,500.00	38,155,500.00
12,000,000.00	LOCAL GOVERNMENT PENSIONS BOARD	11,000,000.00	-	- 11,000,000.00
76,500,000.00	BOARD OF INTERNAL REVENUE	67,908,100.00	120,428,000.00	52,519,900.00
1,406,100,000.00	LEGISLATURE- IMO HOUSE OF ASSEMBLY	1,919,421,148.00	3,537,860,000.00	1,618,438,852.00
158,400,000.00	MINISTRY OF SPORTS	52,246,700.00	95,005,000.00	42,758,300.00
-	Ministry Of Public Safety	12,800,000.00	43,615,000.00	30,815,000.00
-	Ministry Of Talent and Youth Development	15,000,000.00	28,675,000.00	13,675,000.00
12,000,000.00	IMO STATE INDEPENDENT ELECTORAL COMM	18,000,000.00	44,440,000.00	26,440,000.00
11,300,000.00	IMO STATE HOUSE OF ASSEMBLY COMMISSIO	11,600,000.00	52,652,631.00	41,052,631.00
25,210,000.00	MIN. OF COMM. GOVT. COUNCIL,CULTURE &	16,250,000.00	42,677,500.00	26,427,500.00
-	OFFICE OF THE SURVEYOR GENERAL	-	35,540,000.00	35,540,000.00
2,386,255,000.00	SUB TOTAL	2,658,545,631.50	7,807,737,137.00	5,149,191,505.50
2,386,255,000.00	TOTAL	16,384,085,006.07	17,112,658,110.00	728,573,103.93



17ii DESCRIPTION

SECTORIAL OVERHEAD

	Actual 2019	Actual 2018
	=N=	=N=
OFFICE OF THE EXECUTIVE GOVERNOR	12,234,779,582.97	4,394,315,000.00
OFFICE OF THE DEPUTY GOVERNOR	225,404,082.60	50,000,000.00
MIN. OF LOCAL GOVERNMENT AFFAIRS	36,000,000.00	-
MINISTRY OF INTER GOVT AFFAIRS & DONOR AGENCY	15,160,000.00	11,000,000.00
MIN. OF NIGER DELTA AFFAIRS	8,000,000.00	12,000,000.00
MIN. OF LABOUR AND POVERTY ALLEVIATION	17,520,000.00	20,000,000.00
MIN. OF SPECIAL DUTIES	8,000,000.00	12,000,000.00
IMO STATE PLANNING & ECONOMIC DEV. COMMISSION	63,200,000.00	12,000,000.00
OFFICE OF THE SECRETARY TO THE STATE GOVERNMENT	240,878,500.00	355,880,000.00
OFFICE OF THE HEAD OF SERVICE	39,905,000.00	30,000,000.00
MIN. OF ECONOMIC PLANNING, BUDGET AND STATISTICS	-	-
MIN. OF ENVIROMENT AND NATURAL RESOURCES	69,970,100.00	-
BUREAU OF STATISTICS	-	-
MIN. OF SCIENCE, TECHNICAL AND VOCATIONAL EDUCATION	23,614,000.00	-
MINISTRY OF FINANCE	124,064,000.00	72,450,000.00
MIN. OF INTERNAL RESOURCES AND PENSIONS	8,000,000.00	12,000,000.00
MINISTRY OF HAPPINESS AND PURPOSE FULFILLMENT	14,000,000.00	-
MIN. OF GENDER AND SOCIAL DEVELOPMENT	60,573,800.00	-
MIN. OF INFORMATION AND ORIENTATION AGENCY	25,900,000.00	50,500,000.00
MINISTRY OF TOURISM	41,960,000.00	-
MIN. OF JUSTICE	124,101,793.00	24,000,000.00
MINISTRY OF RURAL LAND & RURAL DEVELOPMENT	13,500,000.00	174,995,000.00
MINISTRY OF HOUSING	22,105,000.00	-
MINISTRY OF WORKS	51,593,000.00	24,750,000.00
OFFICE OF THE AUDITOR GENERAL- STATE	-	12,000,000.00
OFFICE OF THE AUDITOR GENERAL- LOCAL GOVT.	5,500,000.00	6,000,000.00
CIVIL SERVICE COMMISSION	18,200,000.00	12,000,000.00
JUDICIARY- HIGH COURT	258,161,683.50	337,000,000.00
JUDICIARY- CUSTOMARY COURT OF APPEAL	86,000,000.00	60,000,000.00
JUDICIAL SERVICE COMMISSION	22,410,000.00	11,000,000.00
LOCAL GOVERNMENT SERVICE COMMISSION	13,350,000.00	12,000,000.00
LOCAL GOVERNMENT PENSIONS BOARD	11,000,000.00	12,000,000.00
BOARD OF INTERNAL REVENUE	67,908,100.00	76,500,000.00
LEGISLATURE- IMO HOUSE OF ASSEMBLY	1,919,421,148.00	1,406,100,000.00
MINISTRY OF SPORTS	52,246,700.00	158,400,000.00
Ministry Of Public Safety	12,800,000.00	-
Ministry Of Talent and Youth Development	15,000,000.00	-
IMO STATE INDEPENDENT ELECTORAL COMMISSION	18,000,000.00	12,000,000.00
IMO STATE HOUSE OF ASSEMBLY COMMISSION	11,600,000.00	11,300,000.00
MIN. OF COMM. GOVT. COUNCIL,CULTURE & TRADITIONAL AFFAIRS	16,250,000.00	25,210,000.00
OFFICE OF THE SURVEYOR GENERAL	-	-
TOTAL	15,996,076,490.07	7,407,400,000.00



17b SUMMARY OF MONTHLY OVERHEAD CHARGES ACCORDING TO MDA'S FOR THE YEAR ENDED 31ST DECEMBER 2019

S/N	DESCRIPTION	JANUARY	FEBRUARY	MARCH	APRIL	MAY	JUNE	JULY	AUGUST	SEPTEMBER	OCTOBER	NOVEMBER	DECEMBER	TOTAL
		=N=	=N=	=N=	=N=	=N=	=N=	=N=	=N=	=N=	=N=	=N=	=N=	=N=
1	OFFICE OF THE EXECUTIVE GOVERNOR	99,317,000.00	109,982,000.00	40,610,000.00	147,067,000.00	1,011,257,000.30	386,587,000.00	2,630,795,603.00	1,786,960,213.60	859,528,659.60	2,497,008,414.30	1,352,150,443.50	1,313,516,248.67	12,234,779,582.97
2	OFFICE OF THE DEPUTY GOVERNOR	-	-	-	-	20,000,000.00	32,156,100.00	10,000,000.00	55,000,000.00	5,401,699.40	50,000,000.00	-	52,846,283.20	225,404,082.60
3	MINISTRY OF LOCAL GOVERNMENT & RURA	1,000,000.00	1,000,000.00	1,000,000.00	1,000,000.00	1,000,000.00	1,000,000.00	25,000,000.00	3,000,000.00	-	2,000,000.00	-	-	36,000,000.00
4	MINISTRY OF INTER GOVT AFFAIRS & DONO	5,840,000.00	2,320,000.00	1,000,000.00	1,000,000.00	1,000,000.00	1,000,000.00	-	3,000,000.00	-	-	-	-	15,160,000.00
5	MIN. OF NIGER DELTA AFFAIRS	1,000,000.00	1,000,000.00	1,000,000.00	1,000,000.00	1,000,000.00	1,000,000.00	-	2,000,000.00	-	-	-	-	8,000,000.00
6	MIN. OF LABOUR AND POVERTY ALLEVIATIO	1,480,000.00	1,480,000.00	1,000,000.00	1,480,000.00	1,480,000.00	2,000,000.00	600,000.00	6,000,000.00	-	2,000,000.00	-	-	17,520,000.00
7	MIN. OF SPECIAL DUTIES	1,000,000.00	1,000,000.00	1,000,000.00	1,000,000.00	1,000,000.00	1,000,000.00	-	2,000,000.00	-	-	-	-	8,000,000.00
8	IMO STATE PLANNING & ECONOMIC DEV. C	-	1,000,000.00	-	1,000,000.00	-	1,000,000.00	-	50,800,000.00	-	9,400,000.00	-	-	63,200,000.00
9	OFFICE OF THE SECRETARY TO THE STATE GO	5,845,000.00	5,000,000.00	10,185,000.00	10,185,000.00	14,845,000.00	15,185,000.00	36,732,000.00	42,976,000.00	22,780,000.00	42,145,500.00	-	35,000,000.00	240,878,500.00
10	OFFICE OF THE HEAD OF SERVICE	500,000.00	500,000.00	2,500,000.00	3,000,000.00	2,500,000.00	2,500,000.00	5,000,000.00	7,500,000.00	5,175,000.00	6,000,000.00	230,000.00	4,500,000.00	39,905,000.00
11	MIN. OF AGRICULTURE AND ENVIROMENT	1,000,000.00	1,000,000.00	1,000,000.00	1,000,000.00	1,000,000.00	1,000,000.00	-	2,000,000.00	5,746,200.00	43,500,000.00	1,474,000.00	10,000,000.00	68,720,200.00
12	MIN. OF ENV. AND NATURAL RESOURCES	1,000,000.00	1,000,000.00	1,000,000.00	1,000,000.00	1,000,000.00	13,970,100.00	5,000,000.00	27,000,000.00	15,000,000.00	4,000,000.00	-	-	69,970,100.00
13	MIN. OF COMMERCE AND INDUSTRY	2,000,000.00	1,000,000.00	2,000,000.00	1,000,000.00	2,000,000.00	1,000,000.00	-	2,000,000.00	3,000,000.00	4,309,500.00	2,664,186.00	-	20,973,686.00
14	MIN. OF INFORMAL SECTOR & MARKET DEV	1,000,000.00	1,000,000.00	1,000,000.00	1,000,000.00	1,000,000.00	1,000,000.00	-	3,000,000.00	-	-	-	-	9,000,000.00
15	MIN. OF EDUCATION	1,100,000.00	2,100,000.00	1,100,000.00	1,000,000.00	1,000,000.00	1,100,000.00	28,262,000.00	4,700,000.00	13,135,000.00	17,550,000.00	2,129,830.00	100,000.00	73,276,830.00
16	MIN. OF TERTIARY INSTITUTIONS	1,000,000.00	1,000,000.00	1,000,000.00	1,000,000.00	1,000,000.00	4,800,000.00	-	6,800,000.00	-	7,800,000.00	5,000,000.00	-	29,400,000.00
17	MIN. OF SCIENCE AND TECHNOLOGY AND V	1,000,000.00	1,000,000.00	1,000,000.00	1,000,000.00	1,000,000.00	1,000,000.00	314,000.00	11,300,000.00	-	4,000,000.00	-	2,000,000.00	23,614,000.00
18	MINISTRY OF FINANCE	25,050,000.00	3,950,000.00	5,950,000.00	5,700,000.00	5,600,000.00	8,050,000.00	795,000.00	22,440,000.00	2,370,000.00	23,959,000.00	-	20,200,000.00	124,064,000.00
19	MINISTRY OF INTERNAL RESOURCRS & PENS	1,000,000.00	1,000,000.00	1,000,000.00	1,000,000.00	1,000,000.00	1,000,000.00	-	2,000,000.00	-	-	-	-	8,000,000.00
20	MINISTRY OF HEALTH, SOCIAL DEVELOPMEN	2,400,000.00	2,200,000.00	2,200,000.00	9,700,000.00	11,300,000.00	3,700,000.00	17,150,000.00	11,000,000.00	185,000.00	16,080,000.00	24,540,000.00	5,700,000.00	106,155,000.00
21	MINISTRY OF HAPPINESS	1,000,000.00	1,000,000.00	1,000,000.00	1,000,000.00	1,000,000.00	2,000,000.00	-	5,000,000.00	-	2,000,000.00	-	-	14,000,000.00
22	MINISTRY OF GENDER AND SOCIAL DEVELO	2,000,000.00	2,000,000.00	2,000,000.00	2,000,000.00	2,000,000.00	3,500,000.00	-	9,000,000.00	1,500,000.00	9,745,000.00	2,000,000.00	24,828,800.00	60,573,800.00
23	MIN. OF INFORMATION AND ORIENTATION	1,000,000.00	3,000,000.00	1,000,000.00	1,000,000.00	1,000,000.00	2,000,000.00	-	10,900,000.00	-	6,000,000.00	-	-	25,900,000.00
24	MINISTRY OF TOURISM	1,000,000.00	1,000,000.00	1,000,000.00	1,000,000.00	1,000,000.00	1,000,000.00	4,000,000.00	4,175,000.00	225,000.00	17,560,000.00	10,000,000.00	-	41,960,000.00
25	MINISTRY OF PUBLIC UTILITY	2,400,000.00	2,400,000.00	1,500,000.00	1,500,000.00	1,500,000.00	1,962,800.00	-	4,500,000.00	4,170,000.00	9,060,000.00	2,490,000.00	5,500,000.00	36,982,800.00
26	MIN. OF JUSTICE	3,550,000.00	2,000,000.00	2,000,000.00	2,000,000.00	2,000,000.00	4,000,000.00	32,645,000.00	4,800,000.00	20,737,000.00	27,000,000.00	9,069,793.00	14,300,000.00	124,101,793.00
27	MINISTRY OF LAND AND RURAL DEV	1,000,000.00	1,000,000.00	1,000,000.00	1,000,000.00	1,000,000.00	1,000,000.00	-	3,000,000.00	-	4,500,000.00	-	-	13,500,000.00
28	MINISTRY OF LAND	1,000,000.00	1,000,000.00	1,000,000.00	1,000,000.00	1,000,000.00	1,000,000.00	-	3,000,000.00	-	6,000,000.00	-	-	15,000,000.00
29	MINISTRY OF HOUSING	1,000,000.00	1,000,000.00	1,000,000.00	1,000,000.00	1,000,000.00	1,000,000.00	5,800,000.00	6,305,000.00	-	4,000,000.00	-	-	22,105,000.00
30	MINISTRY OF WORKS	5,570,000.00	24,820,000.00	1,000,000.00	1,320,000.00	2,570,000.00	1,000,000.00	-	5,000,000.00	-	7,030,000.00	-	3,283,000.00	51,593,000.00
31	MINISTRY OF TRANSPORT	1,000,000.00	1,000,000.00	1,000,000.00	1,000,000.00	1,000,000.00	1,000,000.00	-	3,000,000.00	-	8,000,000.00	-	11,500,000.00	28,500,000.00
32	OFFICE OF THE AUDITOR GENERAL- STATE	-	-	-	-	-	-	-	-	-	-	-	-	-
33	OFFICE OF THE AUDITOR GENERAL- LOCAL G	500,000.00	500,000.00	500,000.00	500,000.00	500,000.00	500,000.00	-	1,500,000.00	-	1,000,000.00	-	-	5,500,000.00
34	CIVIL SERVICE COMMISSION	1,900,000.00	1,900,000.00	4,600,000.00	1,900,000.00	1,900,000.00	1,000,000.00	-	3,000,000.00	-	2,000,000.00	-	-	18,200,000.00
35	JUDICIARY- HIGH COURT	6,000,000.00	6,000,000.00	6,000,000.00	6,000,000.00	6,000,000.00	23,331,782.00	21,528,773.00	62,663,563.40	8,128,000.00	37,331,781.70	-	75,177,783.40	258,161,683.50
36	JUDICIARY- CUSTOMARY COURT OF APPEAL	5,000,000.00	5,000,000.00	5,000,000.00	5,000,000.00	5,000,000.00	14,000,000.00	-	14,000,000.00	-	19,000,000.00	-	14,000,000.00	86,000,000.00
37	JUDICIAL SERVICE COMMISSION	1,000,000.00	1,000,000.00	1,000,000.00	1,000,000.00	1,000,000.00	1,000,000.00	-	2,000,000.00	-	2,000,000.00	11,410,000.00	1,000,000.00	22,410,000.00
38	LOCAL GOVERNMENT SERVICE COMMISSION	1,000,000.00	2,350,000.00	-	1,000,000.00	1,000,000.00	1,000,000.00	-	2,000,000.00	-	2,000,000.00	1,000,000.00	2,000,000.00	13,350,000.00
39	LOCAL GOVERNMENT PENSIONS BOARD	1,000,000.00	1,000,000.00	1,000,000.00	1,000,000.00	1,000,000.00	1,000,000.00	-	2,000,000.00	-	2,000,000.00	-	1,000,000.00	11,000,000.00
40	BOARD OF INTERNAL REVENUE	4,500,000.00	4,500,000.00	4,500,000.00	4,500,000.00	4,500,000.00	4,500,000.00	-	17,500,000.00	1,095,000.00	22,313,100.00	-	-	67,908,100.00
41	LEGISLATURE- IMO HOUSE OF ASSEMBLY	145,500,000.00	145,500,000.00	145,500,000.00	145,500,000.00	145,500,000.00	391,888,193.00	53,966,591.00	186,766,591.00	3,500,000.00	185,166,591.00	184,166,591.00	186,466,591.00	1,919,421,148.00
42	MIN. OF SPORTS	1,000,000.00	1,000,000.00	1,000,000.00	1,000,000.00	1,000,000.00	1,000,000.00	2,165,000.00	5,626,700.00	26,000,000.00	10,130,000.00	325,000.00	2,000,000.00	52,246,700.00
43	MINISTRY OF PUBLIC SAFETY	1,000,000.00	1,200,000.00	1,000,000.00	2,550,000.00	2,550,000.00	1,250,000.00	-	2,750,000.00	-	500,000.00	-	-	12,800,000.00
44	MINISTRY OF TALENTS AND YOUTH DEV.	2,000,000.00	1,000,000.00	1,000,000.00	1,000,000.00	1,000,000.00	1,000,000.00	-	2,000,000.00	-	4,000,000.00	-	2,000,000.00	15,000,000.00
45	IMO STATE INDEPENDENT ELECTORAL COMI	1,000,000.00	1,000,000.00	1,000,000.00	1,000,000.00	1,000,000.00	1,000,000.00	-	4,000,000.00	3,000,000.00	2,000,000.00	-	3,000,000.00	18,000,000.00
46	IMO STATE HOUSE OF ASSEMBLY COMMISS	1,000,000.00	1,000,000.00	1,000,000.00	1,000,000.00	1,000,000.00	1,000,000.00	-	3,000,000.00	-	2,600,000.00	-	-	11,600,000.00
47	MIN. OF COMM. GOVT. COUNCIL,CULTURE	1,250,000.00	-	1,000,000.00	1,000,000.00	1,000,000.00	3,000,000.00	-	2,000,000.00	-	4,000,000.00	3,000,000.00	-	16,250,000.00
		346,702,000.00	351,702,000.00	263,145,000.00	377,902,000.00	1,269,002,000.30	945,980,975.00	2,879,753,967.00	2,420,963,068.00	1,000,676,559.00	3,126,688,887.00	1,611,649,843.50	1,789,918,706.27	16,384,085,006.07



Imo State Government of Nigeria

Report of the Accountant General and Financial Statements for the year ended 31st December, 2019

18a SCHEDULE OF OTHER CONSOLIDATED REVENUE FUND (CRF) CHARGES FOR 2019

Actual 2018	DESCRIPTION	Actual 2019	Budget 2019	Variance 2019
=N=	ADMINISTRATIVE	=N=	=N=	=N=
-	OFFICE OF THE EXECUTIVE GOVERNOR	703,020,000.00	23,237,717.25	- 679,782,282.75
131,863,740.36	OFFICE OF THE DEPUTY GOVERNOR	330,000,000.00	23,126,227.25	- 306,873,772.75
44,450,000.00	MINISTRY OF LOCAL GOVERNMENT & RURAL DEVELOPMENT	-	-	-
-	MINISTRY OF PLANNING AND ECON. DEVT.	-	-	-
42,003,570.00	OFFICE OF THE SECRETARY TO THE STATE GOVERNMENT	102,300,000.00	-	- 102,300,000.00
-	OFFICE OF THE HEAD OF SERVICE	-	-	-
-	MINISTRY OF COMMERCE AND MARKET DEVELOPMENT	-	-	-
-	MINISTRY OF FINANCE	15,000,000.00	-	- 15,000,000.00
-	MINISTRY OF LAND AND SURVEY	-	-	-
-	OFFICE OF THE AUDITOR GENERAL- STATE	13,000,000.00	14,164,459.50	1,164,459.50
-	OFFICE OF THE AUDITOR GENERAL- LOCAL GOVT.	-	14,164,459.50	14,164,459.50
-	CIVIL SERVICE COMMISSION	-	55,401,222.75	55,401,222.75
-	JUDICIARY- HIGH COURT	30,331,781.70	-	- 30,331,781.70
-	JUDICIARY- CUSTOMARY COURT OF APPEAL	29,000,000.00	-	- 29,000,000.00
-	JUDICIAL SERVICE COMMISSION	-	120,477,346.50	120,477,346.50
-	LOCAL GOVERNMENT SERVICE COMMISSION	-	55,401,222.75	55,401,222.75
540,000,000.00	LEGISLATURE- IMO HOUSE OF ASSEMBLY	-	1,000,000,000.00	1,000,000,000.00
-	IMO STATE HOUSE OF ASSEMBLY COMMISSION	-	55,401,222.75	55,401,222.75
-	MINISTRY OF PUBLIC UTILITY & RURAL DEV.	-	-	-
-	IMO STATE INDEPENDENT ELECTORAL COMMISSION	-	95,873,223.00	95,873,223.00
758,317,310.36	TOTAL	1,222,651,781.70	1,457,247,101.25	234,595,319.55



18b) SUMMARY OF MONTHLY CONSOLIDATED REVENUE FUND CHARGES ACCORDING TO MDA'S FOR 2019

S/N	HEADS	MDA'S	JANUARY =N=	FEBRUARY =N=	MARCH =N=	APRIL =N=	MAY =N=	JUNE =N=	JULY =N=	AUGUST =N=	SEPTEMBER =N=	OCTOBER =N=	NOVEMBER =N=	DECEMBER =N=	TOTAL =N=
	0412-1	OFFICE OF THE EXECUTIV	5,490,000.00	3,950,000.00	397,490,000	3,950,000.00	3,950,000.00	104,790,000	74,000,000	13,000,000.00	3,600,000	45,400,000	-	47,400,000	703,020,000.00
		OFFICE OF THE DEPUTY G	-	-	-	-	55,000,000.00	50,000,000	-	25,000,000.00	-	100,000,000	-	100,000,000	330,000,000.00
	0412-1A	MIN. OF LOCAL GOVT. AN	-	-	-	-	-	-	-	-	-	-	-	-	-
	0413-1	OFFICE OF THE SECRETAR	3,500,000.00	5,020,000.00	8,200,000	4,340,000.00	4,340,000.00	39,000,000	-	12,380,000.00	-	14,680,000	-	10,840,000	102,300,000.00
		MINISTRY OF FINANCE	3,000,000.00	3,000,000.00	3,000,000	3,000,000.00	3,000,000.00	-	-	-	-	-	-	-	15,000,000.00
		AUDITOR GENERAL- STAT	1,000,000.00	1,000,000.00	1,000,000	1,000,000.00	1,000,000.00	1,000,000	-	2,000,000.00	-	3,000,000	-	2,000,000	13,000,000.00
		JUDICIARY- HIGH COURT	-	-	-	-	20,331,781.70	5,000,000	-	-	-	-	-	5,000,000	30,331,781.70
		JUDICIARY- CUSTOMARY	-	-	-	-	14,000,000.00	5,000,000	-	-	-	5,000,000	-	5,000,000	29,000,000.00
	0429-	IMO STATE HOUSE OF AS	-	-	-	-	-	-	-	-	-	-	-	-	-
		GRAND TOTAL	12,990,000.00	12,970,000.00	409,690,000	12,290,000.00	101,621,781.70	204,790,000	74,000,000	52,380,000.00	3,600,000	168,080,000	-	170,240,000	1,222,651,781.70

pdfelement



Imo State Government of Nigeria
 Report of the Accountant General and Financial Statements for the year ended 31st December, 2019

19 **SCHEDULE OF PUBLIC DEBT CHARGES FOR 2019**

SUMMARY OF INTEREST PAYMENTS			
	Actual		Actual
	2019		2018
	=N=		=N=
INTERNAL/OVERDRAFTS (INTEREST PAYMENTS)	9,047,004,564.02		8,502,874,792.16
EXTERNAL LOANS (INTEREST PAYMENTS)	158,020,085.11		149,392,177.72
TOTAL	9,205,024,649.13		8,652,266,969.88
INTERNAL LOANS/ OVERDRAFTS (INTEREST PAYMENTS)			
INSTITUTIONS	Interest/ Other		Interest/ Other
	charges in 2019		charges in 2018
FINANCIAL INSTITUTIONS	=N=		=N=
ZENITH BANK PLC	843,586,740.02		867,035,273.23
ZENITH BANK PLC	1,690,827,197.03		1,739,666,400.47
FIDELITY BANK PLC	550,124,774.18		565,077,985.27
CBN MSME DEVELOPMENT FUND	118,328,803.69		-
CBN BUDGET SUPPORT FUNDS	614,155,035.23		-
SUB-TOTAL	3,817,022,550.15		3,171,779,658.97
BONDS			
IMO STATE BOND	-		-
FG BOND	5,229,982,013.87		5,331,095,133.19
SUB-TOTAL	5,229,982,013.87		5,331,095,133.19
TOTAL	9,047,004,564.02		8,502,874,792.16


Imo State Government of Nigeria
Report of the Accountant General and Financial Statements for the year ended 31st December, 2019
19 | SCHEDULE OF PUBLIC DEBT CHARGES FOR 2019 CONT'D

EXTERNAL LOANS (INTEREST PAYMENTS)					
		2019		2018	
		\$	=N=	\$	=N=
PROJECT	LOAN				
Health System Dev. IV	AFDF	15,223.44	4,650,761.72	15,561.76	5,030,938.95
Health System Dev. IV	AFDF	1,401.20	428,066.60	1,407.30	430,316.53
State oil Palm Belt Rural Programme (87.	EDF	69,494.63	21,230,609.33	76,025.02	24,551,945.55
Health System Development	IDA	17,473.22	5,338,069.01	18,054.85	5,556,407.03
Universal Basic Education	IDA	30,388.70	9,283,747.85	31,326.21	9,586,596.93
Local Empowerment and Enviroment	IDA	50,989.60	15,577,322.80	52,395.90	16,029,203.78
National Fadama II	IDA	38,774.99	11,845,758.97	40,166.39	12,635,191.98
HIV/ AIDS Programme	IDA	25,879.31	7,906,129.50	26,764.99	8,246,359.56
Health System Dev. Project (Addtn Finan	IDA	22,791.54	6,962,814.50	23,226.28	7,112,517.84
Community and Social Development Proj	IDA	33,286.17	10,168,925.35	33,900.75	10,551,920.45
Third National Fadama Development Pro	IDA	27,530.95	8,410,704.81	28,016.19	8,714,967.03
Second HIV/ AIDS Programme Dev. Proj.	IDA	18,602.43	5,683,042.22	18,661.18	5,829,650.67
Imo state Erosion and Wasteshed Mgt. P	IDA	158,514.31	48,426,122.07	104,445.10	32,812,966.51
Community Based Natural Resources Mg	IFAD	6,900.20	2,108,010.37	7,321.80	2,303,194.92
TOTAL		517,250.69	158,020,085.11	477,273.72	149,392,177.73



Imo State Government of Nigeria

Report of the Accountant General and Financial Statements for the year ended 31st December, 2019

20i SCHEDULE OF RECURRENT GRANT AND SUBVENTIONS FOR 2019

Actual 2018 =N=	DESCRIPTION	Actual 2019 =N=	Budget 2019 =N=	Variance 2019 =N=
	SUPERVISING MINISTRY			
1,848,103,583.66	OFFICE OF THE EXECUTIVE GOVERNOR	474,239,543.06	491,900,000.00	17,660,456.94
-	IMO STATE PLANNING & ECONOMIC DEV. COMMISSION	-	-	-
20,976,336.14	OFFICE OF THE SECRETARY TO THE STATE GOVERNMENT	23,006,739.49	20,000,000.00	- 3,006,739.49
8,550,680.14	OFFICE OF THE HEAD OF SERVICE	8,922,917.07	-	- 8,922,917.07
-	MINISTRY OF LABOUR EMPOWERMENT/ POVERTY ALLEV	-	18,000,000.00	18,000,000.00
216,780,639.02	MIN. OF AGRICULTURE AND FOOD SECURITY	218,557,713.22	-	- 218,557,713.22
11,272,052.84	MIN. OF INFORMAL SECTOR & MARKET DEV.	11,950,726.00	-	- 11,950,726.00
9,232,490,041.54	MIN. OF TERTIARY AND NON FORMAL EDUCATION	12,868,591,270.10	5,265,000,000.00	- 7,603,591,270.10
-	MINISTRY OF TRADE AND INVESTMENT	-	36,000,000.00	36,000,000.00
17,861,701.10	MINISTRY OF FINANCE	17,901,608.35	-	- 17,901,608.35
2,314,372,158.33	MINISTRY OF HEALTH	41,506,548.76	6,562,200,000.00	6,520,693,451.24
234,457,114.07	MIN. OF INFORMATION AND STRATEGY	269,921,536.01	116,404,966.00	- 153,516,570.01
-	MINISTRY OF JUSTICE	-	2,100,000.00	2,100,000.00
-	MINISTRY OF PUBLIC SAFETY	-	460,000,000.00	460,000,000.00
1,950,000.00	MINISTRY OF WOMEN AFFAIRS & SOCIAL DEV.	1,920,000.00	-	- 1,920,000.00
102,002,225.23	MINISTRY OF PUBLIC UTILITIES & RURAL DEV.	114,016,181.01	-	- 114,016,181.01
-	MINISTRY OF INTER GOVERNMENTAL AFFAIRS AND DONOR AC	-	775,528.50	775,528.50
-	MINISTRY OF NIGER DELTA	-	935,902.50	935,902.50
177,476,059.55	MINISTRY OF YOUTH & SPORTS	139,288,351.92	380,000,000.00	240,711,648.08
27,953,919.17	MINISTRY OF TRANSPORT & TOURISM	27,743,811.70	-	- 27,743,811.70
-	MINISTRY OF ECONOMIC PLANNING, BUDGET AND STATISTICS	-	10,000,000.00	10,000,000.00
74,483,138.71	MIN. OF COMM. GOVT. COUNCIL,CULTURE & CHIEFT. AFFAIRS	73,018,129.65	86,000,000.00	12,981,870.35
14,288,729,649.50	TOTAL	14,290,585,076.34	13,449,316,397.00	- 841,268,679.34



Imo State Government of Nigeria
 Report of the Accountant General and Financial Statements for the year ended 31st December, 2019

20i

20a **SCHEDULE OF RECURRENT GRANT AND SUBVENTIONS FOR 2019**

	Actual	Actual
OFFICE OF THE GOVERNOR	2019	2018
	=N=	=N=
Bureau of Public Procurements and Price Intelligence	20,721,739.91	13,144,120.01
Bureau of Science and Technology	3,650,081.59	3,539,978.34
ENTRACO	28,031,757.94	25,608,271.01
Imo Job Centre	9,793,749.80	9,273,345.61
Imo State Orientation Agency	160,452,237.21	129,197,615.88
NEPAD	2,967,088.03	2,809,282.68
Niger Delta Bureau	6,237,165.60	6,166,618.92
Poverty Alleviation	16,224,872.50	17,686,589.34
Heartland Football club	219,600,000.00	194,700,000.00
Youth must work- Imo Comm. Watch	-	957,671,308.60
Youth must work- Secondary	-	-
Youth must work- Primary	-	-
GHOISIPA	6,560,850.48	6,478,904.19
Imo State Security Network	-	135,446,737.10
Imo Civil Guards Corps	-	346,380,811.98
Youth must work- CGC	-	-
Sweepers	-	-
TOTAL	474,239,543.06	1,848,103,583.66

20b

MINISTRY OF PLANNING AND ECONOMIC DEVELOPMENT	Actual 2019	Actual 2018
	=N=	=N=
Min. Of Planning & Economic Development	-	-
TOTAL	-	-


Imo State Government of Nigeria
Report of the Accountant General and Financial Statements for the year ended 31st December, 2019

20c

OFFICE OF THE SECRETARY TO THE STATE GOVERNMENT	Actual 2019	Actual 2018
	=N=	=N=
UNICEF water & sanitation Project	23,006,739.49	20,976,336.14
Operation Smash		-
TOTAL	23,006,739.49	20,976,336.14

20d

OFFICE OF THE HEAD OF SERVICE		
	Actual 2019	Actual 2018
	=N=	=N=
State Directorate of Employment	8,922,917.07	8,550,680.14
TOTAL	8,922,917.07	8,550,680.14

20e

MINISTRY OF AGRIC. AND NATURAL RESOURCES	Actual 2019	Actual 2018
	=N=	=N=
Agricultural Development Project	202,897,173.04	201,052,646.33
Imo Livestock	6,060,540.18	5,977,992.69
MANR Shop	-	-
Imo State Zoological Garden, Nekede	9,600,000.00	9,750,000.00
Others	-	-
TOTAL	218,557,713.22	216,780,639.02



Imo State Government of Nigeria
Report of the Accountant General and Financial Statements for the year ended 31st December, 2019

20i

20a **SCHEDULE OF RECURRENT GRANT AND SUBVENTIONS FOR 2019 CONT'D**

20f

MINISTRY OF COMMERCE & MARKET DEV	Actual 2019	Actual 2018
	=N=	=N=
Okigwe Cattle Market	3,471,593.00	3,359,674.40
Imo Marketing Company	8,479,133.00	7,912,378.44
Bureau for Privatisation & Investment	-	-
TOTAL	11,950,726.00	11,272,052.84

20g

MINISTRY OF EDUCATION	Actual 2019	Actual 2018
	=N=	=N=
Agency for Adult and Non-formal Educatio	4,352,496.53	4,613,061.74
Imo state Library Board	73,365,353.08	55,647,131.10
Imo state Polytechnic	1,046,000,000.00	966,000,000.00
Imo state University	2,460,000,000.00	2,460,000,000.00
Secondary Education Management Board	6,334,509,039.93	5,721,170,895.98
IMSUTH	1,386,495,300.00	-
HMB	780,000,000.00	-
COLLEGE OF HEALTH TECH, AMAIGBO	301,724,868.00	-
SCHOOL OF NURSING	172,197,898.26	-
IMO STATE COLLEGE OF EDU. IHITTE UBOM	282,260,000.00	-
Special Education Centre, Orlu	9,600,000.00	9,750,000.00
School of Deaf & Dumb, Orodo	7,680,000.00	7,800,000.00
Imo College of Advanced Professional Stud	10,406,314.30	7,508,952.72
TOTAL	12,868,591,270.10	9,232,490,041.54



Imo State Government of Nigeria
Report of the Accountant General and Financial Statements for the year ended 31st December, 2019

20h	MINISTRY OF FINANCE	Actual 2019	Actual 201
		=N=	=N=
	PFMU/ PSGRDP	12,156,271.51	11,309,427.18
	Imo State SACA	5,745,336.84	6,552,273.92
	TOTAL	17,901,608.35	17,861,701.10

20i	MINISTRY OF HEALTH	Actual 2019	Actual 2018
		=N=	=N=
	College of Health Technology	-	125,048,964.00
	Hospital Management Board	-	780,000,000.00
	Imo State Population Council	3,129,788.60	5,082,612.83
	Imo Essential Drugs	3,636,301.56	3,452,811.57
	Imo State University Teaching Hospital	-	1,248,000,000.00
	Consumer Protection Council/ Imo CPC	34,740,458.60	32,335,641.13
	School of Nursing	-	120,452,128.80
	Imo Health System Dev. Project II	-	-
	TOTAL	41,506,548.76	2,314,372,158.33

20j	MIN. OF INFORMATION AND STRATEGY	Actual 2019	Actual 2018
		=N=	=N=
	Imo Broadcasting Corporation	228,245,407.00	198,434,279.75
	Imo Newspaper	41,676,129.01	36,022,834.32
	TOTAL	269,921,536.01	234,457,114.07

20k	MINISTRY OF JUSTICE	Actual 2019	Actual 2018
		=N=	=N=
	Legal Aids Council	-	-
	TOTAL	-	-



Imo State Government of Nigeria
 Report of the Accountant General and Financial Statements for the year ended 31st December, 2019

20i

20a **SCHEDULE OF RECURRENT GRANT AND SUBVENTIONS FOR 2019 CONT'D**

20i	MINISTRY OF WOMEN AFFAIRS & SOCIAL DEV.	Actual 2019	Actual 2018
		=N=	=N=
	Remand Home, Ngor Okpala	1,920,000.00	1,950,000.00
	TOTAL	1,920,000.00	1,950,000.00

20m	MINISTRY OF PUBLIC UTILITIES & RURAL DEV.	Actual 2019	Actual 2018
		=N=	=N=
	IWADA	23,597,532.90	21,978,725.52
	Imo Water Corporation	90,418,648.11	80,023,499.71
	TOTAL	114,016,181.01	102,002,225.23

20n	MINISTRY OF YOUTH & SPORTS	Actual 2019	Actual 2018
		=N=	=N=
	Imo Sports Council	139,288,351.92	177,476,059.55
	TOTAL	139,288,351.92	177,476,059.55

20o	MINISTRY OF TRANSPORT & TOURISM	Actual 2019	Actual 2018
		=N=	=N=
	Imo State Tourism Board	21,094,244.34	22,054,565.11
	Blue Lake Treasure Resort	6,649,567.36	5,899,354.06
	Imo RUWASSA (UNICEF)	-	-
	TOTAL	27,743,811.70	27,953,919.17

20p	MIN. OF COMM. GOVT. COUNCIL, CULTURE & CH	Actual 2019	Actual 2018
		=N=	=N=
	Imo State Council for Arts & Culture	73,018,129.65	74,483,138.71
	TOTAL	73,018,129.65	74,483,138.71



20ii MONTHLY SCHEDULE OF GRANTS & SUBVENTION ACCORDING TO SUPERVISING MINISTRY

HEAD SUPERVISING MINISTRY	JANUARY	FEBRUARY	MARCH	APRIL	MAY	JUNE	TOTAL
	=N=	=N=	=N=	=N=	=N=	=N=	=N=
NEPAD	236,188.86	236,188.86	236,188.86	236,188.86	236,188.86	236,188.86	1,417,133.16
REMAND HOME LOGARA NGOR-OKPUA	160,000.00	160,000.00	160,000.00	160,000.00	160,000.00	160,000.00	960,000.00
SCHOOL OF DEAF & DUMB, ORODO	640,000.00	640,000.00	640,000.00	640,000.00	640,000.00	640,000.00	3,840,000.00
SPECIAL EDUCATION CENTRE, ORLU	800,000.00	800,000.00	800,000.00	800,000.00	800,000.00	800,000.00	4,800,000.00
IMO STATE LIBRARY BOARD	4,778,356.06	5,778,356.06	5,778,356.06	5,778,356.06	4,778,356.06	4,778,356.06	31,670,136.36
GHO- IMO JOB CENTRE	797,058.50	797,058.50	797,058.50	797,058.50	797,058.50	797,058.50	4,782,351.00
HEARTLAND FOOTBALL CLUB	14,400,000.00	14,400,000.00	14,400,000.00	14,400,000.00	14,400,000.00	14,400,000.00	86,400,000.00
GHO- ISIPA	546,737.54	546,737.54	546,737.54	546,737.54	546,737.54	546,737.54	3,280,425.24
AGENCY FOR FORMAL & NON-FORMAL	380,764.69	380,764.69	380,764.69	380,764.69	380,764.69	349,810.44	2,253,633.89
IMO BLUE LAKE OF TREASURE, OGUTA	485,854.18	485,854.18	485,854.18	545,854.18	545,854.18	545,854.18	3,095,125.08
UNICEF	1,837,757.77	1,837,757.77	1,837,757.77	1,837,757.77	1,837,757.77	1,837,757.77	11,026,546.62
IWADA	1,893,545.00	1,893,545.00	1,893,545.00	1,893,545.00	1,893,545.00	1,893,545.00	11,361,270.00
WATER CORPORATION	8,746,768.87	8,746,768.87	6,893,681.91	6,874,963.87	6,874,963.87	6,874,963.87	45,012,111.26
IMO OREINTATION	12,365,971.66	12,365,971.66	12,365,971.66	13,424,604.47	13,424,604.47	13,424,604.47	77,371,728.39
PFMU AND PSGRDP	982,405.45	982,405.45	982,405.45	982,405.45	982,405.45	982,405.45	5,894,432.70
IMO NEWSPAPER	3,201,827.38	3,315,039.49	3,315,039.49	3,315,039.49	3,315,039.49	3,315,039.49	19,777,024.83
IBC	18,895,488.00	19,895,488.00	18,697,243.00	18,989,912.00	18,743,645.00	18,382,305.00	113,604,081.00
ZOOLOGICAL GARDEN	800,000.00	800,000.00	800,000.00	800,000.00	800,000.00	800,000.00	4,800,000.00
IMO LIVESTOCK	511,746.10	511,746.10	511,746.10	511,746.10	511,746.10	511,746.10	3,070,476.60
IMO ADP	16,566,607.20	16,512,592.32	16,385,454.78	16,119,460.15	16,202,794.67	16,202,794.67	97,989,703.79
IMO ESSENTIAL DRUGS	298,605.65	298,605.65	298,605.65	298,605.65	298,605.65	298,605.65	1,791,633.90
IMO STATE COUNCIL FOR ARTS & CULT	6,166,736.86	6,150,769.86	6,038,454.62	5,974,301.62	5,890,193.51	5,836,791.43	36,057,247.90
IMO STATE SPORTS COUNCIL	15,421,178.49	15,421,178.49	15,421,178.49	15,421,178.49	15,421,178.49	15,421,178.49	92,527,070.94
IMO STATE TOURISM BOARD	2,018,303.90	2,018,303.90	2,018,303.90	2,018,303.90	1,295,496.75	1,295,496.75	10,664,209.10
CONSUMER PROTECTION COUNCIL	2,808,566.05	2,808,566.05	2,808,566.05	2,808,566.05	2,808,566.05	2,808,566.05	16,851,396.30
NIGER DELTA BUREAU	519,763.80	519,763.80	519,763.80	519,763.80	519,763.80	519,763.80	3,118,582.80
POVERTY ALLEVIATION	1,373,413.66	1,373,413.66	1,373,413.66	1,373,413.66	1,373,416.68	1,373,416.68	8,240,488.00
SUB TOTAL	117,633,645.67	119,676,875.90	116,386,091.16	117,448,527.30	115,478,682.58	115,032,986.25	701,656,808.86



20ii MONTHLY SCHEDULE OF GRANTS & SUBVENTION ACCORDING TO SUPERVISING MINISTRY

HEAD	SUPERVISING MINISTRY	JANUARY	FEBRUARY	MARCH	APRIL	MAY	JUNE	TOTAL
		=N=	=N=	=N=	=N=	=N=	=N=	=N=
	B/F	117,633,645.67	119,676,875.90	116,386,091.16	117,448,527.30	115,478,682.58	115,032,986.25	701,656,808.86
	ENTRACO	2,194,255.22	2,194,255.22	2,194,255.22	2,194,255.22	2,194,255.22	2,194,255.22	13,165,531.32
	STATE DIRECTORATE OF EMPLOYMENT	730,662.13	730,662.13	730,662.13	730,662.13	730,662.23	730,662.23	4,383,972.98
	IMO COLLEGE OF ADVANCE STUDIES	686,418.19	686,418.19	686,418.19	686,418.19	715,625.96	715,625.96	4,176,924.68
	IMO MARKETING COMPANY	697,651.86	697,651.86	697,651.86	697,651.86	697,651.86	697,651.86	4,185,911.16
	OKIGWE CATTLE MARKET	288,704.00	288,704.00	288,704.00	288,704.00	276,419.00	276,419.00	1,707,654.00
	BUREAU FOR SCIENCE AND TECH.	315,912.52	315,912.52	315,912.52	315,912.52	315,912.52	315,912.52	1,895,475.12
	BUREAU FOR PUBLIC PROCUREMENT	1,135,125.14	1,135,125.14	1,135,125.14	1,135,125.14	1,135,126.14	1,135,126.14	6,810,752.84
	IMO STATE SACA	509,673.35	509,673.35	509,673.35	509,673.35	509,673.35	509,673.35	3,058,040.10
	IPC	261,812.55	261,812.55	261,812.55	261,812.55	261,812.55	261,812.55	1,570,875.30
	IMO SECURITY NETWORK	-	-	-	-	-	-	-
	IMO CIVIL GUARD	-	-	-	-	-	-	-
	IMO COMMUNITY WATCH	-	-	-	-	-	-	-
	SUB-TOTAL	124,453,860.63	126,497,090.86	123,206,306.12	124,268,742.26	122,315,821.41	121,870,125.08	742,611,946.36

								-
	TERTIARY INSTITUTIONS							-
	IMSU	205,000,000.00	205,000,000.00	205,000,000.00	205,000,000.00	205,000,000.00	205,000,000.00	1,230,000,000.00
	HMB	65,000,000.00	65,000,000.00	65,000,000.00	65,000,000.00	65,000,000.00	65,000,000.00	390,000,000.00
	IMSUTH	104,000,000.00	104,000,000.00	104,000,000.00	104,000,000.00	104,000,000.00	104,000,000.00	624,000,000.00
	IMO STATE POLYTECHNIC, UMUAGWO	80,500,000.00	80,500,000.00	88,500,000.00	88,500,000.00	88,500,000.00	88,500,000.00	515,000,000.00
	COLLEGE OF HEALTH TECH, AMAIGBO	25,143,739.00	25,143,739.00	25,143,739.00	25,143,739.00	25,143,739.00	25,143,739.00	150,862,434.00
	SCHOOL OF NURSING	13,746,891.03	13,746,891.03	14,470,411.62	14,470,411.62	14,470,411.62	14,470,411.62	85,375,428.54
	SEMB	520,805,546.03	520,805,546.03	516,880,581.03	516,880,581.03	516,880,581.03	516,880,581.03	3,109,133,416.18
	IMO STATE COLLEGE OF EDU. IHITTE U	20,200,000.00	60,060,000.00	20,200,000.00	20,200,000.00	20,200,000.00	20,200,000.00	161,060,000.00
	GRAND TOTAL	1,158,850,036.69	1,200,753,266.92	1,162,401,037.77	1,163,463,473.91	1,161,510,553.06	1,161,064,856.73	7,008,043,225.08



20ii MONTHLY SCHEDULE OF GRANTS & SUBVENTION ACCORDING TO SUPERVISING MINISTRY

HEAD SUPERVISING MINISTRY	JULY	AUGUST	SEPTEMBER	OCTOBER	NOVEMBER	DECEMBER	TOTAL
	=N=	=N=	=N=	=N=	=N=	=N=	=N=
NEPAD	258,023.17	236,188.86	263,935.71	263,935.71	263,935.71	263,935.71	1,549,954.87
REMAND HOME LOGARA NGOR-OKPUA	160,000.00	160,000.00	160,000.00	160,000.00	160,000.00	160,000.00	960,000.00
SCHOOL OF DEAF & DUMB, ORODO	640,000.00	640,000.00	640,000.00	640,000.00	640,000.00	640,000.00	3,840,000.00
SPECIAL EDUCATION CENTRE, ORLU	800,000.00	800,000.00	800,000.00	800,000.00	800,000.00	800,000.00	4,800,000.00
IMO STATE LIBRARY BOARD	5,778,356.06	4,778,356.06	7,784,626.15	7,784,626.15	7,784,626.15	7,784,626.15	41,695,216.72
GHO- IMO JOB CENTRE	797,058.50	797,058.50	854,320.45	854,320.45	854,320.45	854,320.45	5,011,398.80
HEARTLAND FOOTBALL CLUB	14,400,000.00	22,200,000.00	22,200,000.00	22,200,000.00	22,200,000.00	30,000,000.00	133,200,000.00
GHO- ISIPA	546,737.54	546,737.54	546,737.54	546,737.54	546,737.54	546,737.54	3,280,425.24
AGENCY FOR FORMAL & NON-FORMAL	349,810.44	349,810.44	349,810.44	349,810.44	349,810.44	349,810.44	2,098,862.64
IMO BLUE LAKE OF TREASURE, OGUTA	545,854.18	545,854.18	603,183.48	603,183.48	603,183.48	653,183.48	3,554,442.28
UNICEF	2,028,487.02	1,837,757.77	2,028,487.02	2,028,487.02	2,028,487.02	2,028,487.02	11,980,192.87
IWADA	1,893,545.00	1,893,545.00	2,059,695.63	2,059,695.63	2,164,890.82	2,164,890.82	12,236,262.90
WATER CORPORATION	6,874,963.87	7,908,861.01	9,174,985.81	7,091,358.48	7,178,183.84	7,178,183.84	45,406,536.85
IMO OREINTATION	14,228,089.51	13,424,604.47	13,856,953.71	13,856,953.71	13,856,953.71	13,856,953.71	83,080,508.82
PFMU AND PSGRDP	1,013,024.92	982,405.45	1,066,602.11	1,066,602.11	1,066,602.11	1,066,602.11	6,261,838.81
IMO NEWSPAPER	3,535,629.41	3,315,039.49	3,700,977.93	3,700,977.93	3,700,977.93	3,945,501.49	21,899,104.18
IBC	18,582,305.00	18,382,305.00	19,419,179.00	19,419,179.00	19,419,179.00	19,419,179.00	114,641,326.00
ZOOLOGICAL GARDEN	800,000.00	800,000.00	800,000.00	800,000.00	800,000.00	800,000.00	4,800,000.00
IMO LIVESTOCK	519,763.80	511,746.10	489,638.42	489,638.42	489,638.42	489,638.42	2,990,063.58
IMO ADP	17,667,853.88	16,719,743.24	18,214,403.34	18,223,300.86	17,037,602.87	17,044,565.06	104,907,469.25
IMO ESSENTIAL DRUGS	301,808.07	298,605.65	307,275.09	322,428.67	307,275.09	307,275.09	1,844,667.66
IMO STATE COUNCIL FOR ARTS & CULT	6,712,532.06	5,838,302.01	6,119,198.66	6,119,198.66	6,110,095.56	6,061,554.80	36,960,881.75
IMO STATE SPORTS COUNCIL	15,421,178.49	15,421,178.49	15,918,924.00	-	-	-	46,761,280.98
IMO STATE TOURISM BOARD	1,295,496.75	1,295,496.75	1,654,237.00	2,061,601.58	2,061,601.58	2,061,601.58	10,430,035.24
CONSUMER PROTECTION COUNCIL	2,809,347.54	2,809,347.54	3,107,299.77	3,073,173.84	3,067,820.79	3,022,072.82	17,889,062.30
NIGER DELTA BUREAU	519,763.80	519,763.80	519,763.80	519,763.80	519,763.80	519,763.80	3,118,582.80
POVERTY ALLEVIATION	1,373,416.68	1,373,416.68	1,410,328.76	1,275,710.43	1,275,810.52	1,275,701.43	7,984,384.50
SUB- TOTAL	119,853,045.69	124,386,124.03	134,050,563.82	116,310,683.91	115,287,496.83	123,294,584.76	733,182,499.04



20ii MONTHLY SCHEDULE OF GRANTS & SUBVENTION ACCORDING TO SUPERVISING MINISTRY

HEAD SUPERVISING MINISTRY	JULY	AUGUST	SEPTEMBER	OCTOBER	NOVEMBER	DECEMBER	TOTAL
	=N=	=N=	=N=	=N=	=N=	=N=	=N=
B/F	119,853,045.69	124,386,124.03	134,050,563.82	116,310,683.91	115,287,496.83	123,294,584.76	733,182,499.04
ENTRACO	2,229,041.69	2,196,196.63	3,029,405.33	2,513,880.02	2,513,880.36	2,383,822.59	14,866,226.62
STATE DIRECTORATE OF EMPLOYMENT	694,729.75	730,662.23	794,086.81	794,085.64	762,689.83	762,689.83	4,538,944.09
IMO COLLEGE OF ADVANCE STUDIES	716,621.45	715,625.96	614,373.08	605,709.59	605,598.59	2,971,460.95	6,229,389.62
IMO MARKETING COMPANY	697,651.86	697,651.86	724,479.53	724,479.53	724,479.53	724,479.53	4,293,221.84
OKIGWE CATTLE MARKET	312,840.00	276,419.00	293,670.00	293,670.00	293,670.00	293,670.00	1,763,939.00
BUREAU FOR SCIENCE AND TECH.	318,829.14	315,912.52	319,971.05	319,971.06	239,961.35	239,961.35	1,754,606.47
BUREAU FOR PUBLIC PROCUREMENT	1,135,126.14	1,135,126.14	3,826,437.29	3,825,965.97	2,034,170.62	1,954,160.91	13,910,987.07
IMO STATE SACA	477,407.93	464,196.99	459,850.03	459,850.03	412,995.88	412,995.88	2,687,296.74
IPC	261,812.55	261,812.55	257,841.55	257,841.55	261,812.55	257,792.55	1,558,913.30
IMO SECURITY NETWORK	-	-	-	-	-	-	-
IMO CIVIL GUARD	-	-	-	-	-	-	-
IMO COMMUNITY WATCH	-	-	-	-	-	-	-
SUB-TOTAL	126,697,106.20	131,179,727.91	144,370,678.49	126,106,137.30	123,136,755.54	133,295,618.35	784,786,023.79
TERTIARY INSTITUTIONS							
IMSU	205,000,000.00	205,000,000.00	205,000,000.00	205,000,000.00	205,000,000.00	205,000,000.00	1,230,000,000.00
HMB	65,000,000.00	65,000,000.00	65,000,000.00	65,000,000.00	65,000,000.00	65,000,000.00	390,000,000.00
IMSUTH	104,000,000.00	104,000,000.00	104,000,000.00	150,165,100.00	150,165,100.00	150,165,100.00	762,495,300.00
IMO STATE POLYTECHNIC, UMUAGWO	88,500,000.00	88,500,000.00	88,500,000.00	88,500,000.00	88,500,000.00	88,500,000.00	531,000,000.00
COLLEGE OF HEALTH TECH, AMAIGBO	25,143,739.00	25,143,739.00	25,143,739.00	25,143,739.00	25,143,739.00	25,143,739.00	150,862,434.00
SCHOOL OF NURSING	14,470,411.62	14,470,411.62	14,470,411.62	14,470,411.62	14,470,411.62	14,470,411.62	86,822,469.72
SEMB	516,880,581.03	554,034,564.90	554,034,564.90	536,362,358.95	536,362,358.95	527,701,195.02	3,225,375,623.75
IMO STATE COLLEGE OF EDU. IHITTE U	20,200,000.00	20,200,000.00	20,200,000.00	20,200,000.00	20,200,000.00	20,200,000.00	121,200,000.00
GRAND TOTAL	1,165,891,837.85	1,207,528,443.43	1,220,719,394.01	1,230,947,746.87	1,227,978,365.11	1,229,476,063.99	7,282,541,851.26



Imo State Government of Nigeria
 Report of the Accountant General and Financial Statements for the year ended 31st December, 2019

**21a SCHEDULE OF CAPITAL EXPENDITURE FOR 2019 BY MONTHLY
 PURCHASE/ CONSTRUCTION OF ASSETS FOR 2019**

MONTHS	ECONOMIC	ADMINISTRATIVE	SOCIAL	TOTAL
	=N=	=N=	=N=	=N=
JANUARY	-	3,818,000,000.00	-	3,818,000,000.00
FEBRUARY	-	2,746,000,000.00	100,000,000.00	2,846,000,000.00
MARCH	2,000,000,000.00	1,500,000,000.00	1,000,000,000.00	4,500,000,000.00
APRIL	-	1,948,839,699.38	-	1,948,839,699.38
MAY	-	169,300,000.00	10,900,000.00	180,200,000.00
JUNE	632,008,526.00	1,165,350,000.00	150,000,000.00	1,947,358,526.00
JULY	545,620,796.86	1,001,347,455.00	269,750,000.00	1,816,718,251.86
AUGUST	913,452,339.00	836,058,467.99	450,000,000.00	2,199,510,806.99
SEPTEMBER	695,089,728.55	913,106,751.40	419,349,654.76	2,027,546,134.71
OCTOBER	3,498,145,118.31	147,546,021.12	280,472,019.72	3,926,163,159.15
NOVEMBER	1,967,361,476.22	496,924,500.00	58,885,334.23	2,523,171,310.45
DECEMBER	796,996,119.37	138,513,418.11	-	935,509,537.48
TOTAL	11,048,674,104.31	14,880,986,313.00	2,739,357,008.71	28,669,017,426.02

**21b SCHEDULE OF CAPITAL EXPENDITURE FOR 2019 BY sector
 PURCHASE/ CONSTRUCTION OF ASSETS**

Actual 2018	SECTORS	Actual 2019	Budget 2019	Variance
=N=		=N=	=N=	=N=
-	ECONOMIC	11,048,674,104.31	82,439,555,839.00	71,390,881,734.69
762,550,000.00	SOCIAL	2,639,357,008.71	50,399,991,403.00	47,760,634,394.29
	LAW & JUSTICE	-	-	-
	REGIONAL	-	-	-
54,852,536,000.00	ADMINISTRATIVE	14,880,986,313.00	72,317,999,396.25	57,437,013,083.25
	STATE COUNTERPART FUND	100,000,000.00	9,690,401,940.00	9,590,401,940.00
55,615,086,000.00	TOTAL	28,669,017,426.02	214,847,948,578.25	186,178,931,152.23



22 SCHEDULE OF CAPITAL EXPENDITURE FUNDED FROM AIDS & GRANTS FOR 2019

SUMMARY OF PROJECT FINANCIAL MANAGEMENT UNIT (PFMU) TRANSACTIONS FOR 2019

PROJECT	TRANSFER	IDA LOAN RECEIPT	INT./ OTH	TOTAL RECEIPTS	TOTAL DIS	OPENING BALAN	CLOSING BALANCE
						01/01/2019	31/12/2019
	=N=	=N=	=N=	=N=	=N=	=N=	=N=
HSDP II (WORLD BANK)						288,046.38	288,046.38
HIV/AIDS PROG. MAP II						82,733,144.35	82,733,144.35
FADAMA III						- 437,944.00	- 437,944.00
TOTAL						82,583,246.73	82,583,246.73

IMO STATE GOVERNMENT OF NIGERIA

23 SCHEDULE OF OTHER CAPITAL EXPENDITURE: FINANCIAL INSTRUMENTS FOR 2019

CLASSIFICATION	2019	2018
	=N=	=N=
QUOTED INVESTMENT	4,233,164,574.90	4,233,164,574.90
UNQUOTED INVESTMENT	318,554,450.00	318,554,450.00
OTHER INVESTMENT	65,558,555,394.00	65,558,555,394.00
TOTAL	70,110,274,418.90	70,110,274,418.90



Imo State Government of Nigeria
Report of the Accountant General and Financial Statements for the year ended 31st December, 2019

23a SCHEDULE OF FINANCIAL MARKET INSTRUMENTS (INVESTMENTS) - QUOTED COMPANIES

S/N	NAME OF COMPANY	TOTAL HELD 1/1/2019	COST PER UNIT	TOTAL COST 1/1/2019	TOTAL HELD 31/12/2019	TOTAL COST 31/12/2019
		UNITS	=N=	=N=	UNITS	=N=
1	Evans Medical Plc	635,674.00		1,271,348.00	635,674.00	1,271,348.00
2	First Aluminium Nigeria Plc	2,966,617.00		1,483,308.50	2,966,617.00	1,483,308.50
3	Access Bank	13,931,271.00	14.9	207,575,937.90	13,931,271.00	207,575,937.90
4	Sterling Bank	4,455,042.00	3	13,365,126.00	4,455,042.00	13,365,126.00
5	UAC Nigeria Plc	1,508,202.00		3,016,404.00	1,508,202.00	3,016,404.00
6	Mainstreet Bank	1,927,753.00		2,313,303.60	1,927,753.00	2,313,303.60
7	Capital Hotels Plc	20,513,994.00	6.6	135,392,360.40	20,513,994.00	135,392,360.40
8	UBA Plc	448,875.00	4.35	1,953,656.25	448,875.00	1,953,656.25
9	Keystone Babk	8,499,996.00	17	144,499,932.00	8,499,996.00	144,499,932.00
10	Zenith Bank Plc	3,661,423.00	38.3	140,240,079.50	3,661,423.00	140,240,079.50
11	Spring Bank	9,617,162.00		8,969,615.50	9,617,162.00	8,969,615.50
12	Cadbury Plc	3,600.00		85,680.00	3,600.00	85,680.00
13	Guinness Nigeria Plc	1,875.00		204,817.50	1,875.00	204,817.50
14	Nestle Foods Plc	1,500.00		220,665.00	1,500.00	220,665.00
15	Nigerian Breweries Plc	9,100.00		311,675.00	9,100.00	311,675.00
16	Oando Plc	296,345.00		3,494,301,688.85	296,345.00	3,494,301,688.85
17	Union Bank Of Nigeria Plc	2,855,780.00		2,166,454.00	2,855,780.00	2,166,454.00
18	Access Bank (Intercontinental)	206,596.00	5.54	1,143,656.00	206,596.00	1,143,656.00
19	United Nigeria Insurance	229,765.00		114,882.50	229,765.00	114,882.50
20	UBA Capital Plc	62,590.00	4.35	272,266.50	62,590.00	272,266.50
21	Afriland Properties Plc	15,647.00	4.35	68,064.45	15,647.00	68,064.45
22	African Prudential Registrar Plc	15,647.00	4.35	68,064.45	15,647.00	68,064.45
23	Aluminium Extrusion	148,102,458.00		74,051,229.00	148,102,458.00	74,051,229.00
24	Universal Insurance	74,360.00	1	74,360.00	74,360.00	74,360.00
	TOTAL			4,233,164,574.90		4,233,164,574.90



23b SCHEDULE OF FINANCIAL MARKET INSTRUMENTS (INVESTMENTS) - UNQUOTED COMPANIES

S/N	NAME OF COMPANY	TOTAL HELD 1/1	COST PER UNIT	TOTAL COST 1/1/2019	TOTAL HELD 31/12	TOTAL COST
		UNITS	=N=	=N=	UNITS	=N=
	ACTIVE					
1	Emenite Limited	23,218,656	2	46,437,312.00	23,218,656	46,437,312.00
2	Nig. W/Minister Dredging & Marine	790,400	1	790,400.00	790,400	790,400.00
3	Niger Cat Nigeria Limited	1,105,000	1	1,105,000.00	1,105,000	1,105,000.00
4	Imo Transport Limited	6,898,721	1	6,898,721.00	6,898,721	6,898,721.00
	INACTIVE					
5	Air Midwest Limited	150,000,000	1	150,000,000.00	150,000,000	150,000,000.00
6	Standard Shoe Company Limited	98	2	196	98	196
7	Imo Hotels Limited	4,000,000	1	4,000,000.00	4,000,000	4,000,000.00
8	Develop Finance & Investment Co.	20,000,000	0.5	10,000,000.00	20,000,000	10,000,000.00
9	Imo Newspaper Limited	5,000	1	5,000.00	5,000	5,000.00
10	Clay Product Limited	1,000,000	2	2,000,000.00	1,000,000	2,000,000.00
11	Adapalm Nigeria Limited	55,524,272	1	55,524,272.00	55,524,272	55,524,272.00
12	Palm Oil Mill Limited	69,333	1	69,333.00	69,333	69,333.00
13	Marklink Medical Company Limited	117,260	1	117,260.00	117,260	117,260.00
14	Nigerian Starch Mills Limited	312,000	1	312,000.00	312,000	312,000.00
15	Lion of Africa Insurance Limited	398,465	1	398,465.00	398,465	398,465.00
16	Mothercat Overseas Nigeria Limited	44,200	1	44,200.00	44,200	44,200.00
17	Nigeria Sugar Company Limited	32,135	1	32,135.00	32,135	32,135.00
18	Imo Motors Limited	300,000	1	300,000.00	300,000	300,000.00
19	Concorde Hotels Limited	4	0.5	2	4	2
20	Imo Modern Poultry Limited	2	1	2	2	2
21	Anambra Motors Manufacturing Limited	487,500	1	487,500.00	487,500	487,500.00
22	Imo Ruber Estates Limited	4,000,000	1	4,000,000.00	4,000,000	4,000,000.00
23	Oguta Lakes Hotels	2,000,000	0.5	1,000,000.00	2,000,000	1,000,000.00
	MORIBOND					
24	Lake Insurance Company Limited	9,900,000	1	9,900,000.00	9,900,000	9,900,000.00
25	Nsu Ceramics Limited	7,500,000	1	7,500,000.00	7,500,000	7,500,000.00
26	Integrated Aluminium Products	3,500,000	0.5	1,750,000.00	3,500,000	1,750,000.00
27	Sach. Hercules Nigeria Limited	3,000,000	1	3,000,000.00	3,000,000	3,000,000.00
28	Resin and Paints Industry Limited	9,800,000	0.5	4,900,000.00	9,800,000	4,900,000.00
29	Cardboard Packaging Company	5,390,000	1	5,390,000.00	5,390,000	5,390,000.00
30	ISBIC Mort. Nigeria Company	2,350,000	1	2,350,000.00	2,350,000	2,350,000.00
31	Niger Pools Limited	2,652	1	2,652.00	2,652	2,652.00
32	Ndu Floor Mills Limited	240,000	1	240,000.00	240,000	240,000.00
	GRAND TOTAL			318,554,450.00		318,554,450.00



23c SCHEDULE OF OTHER INVESTMENTS

S/N	DETAILS	BALANCE	BALANCE	BALANCE	BALANCE
		1/1/2019	1/1/2019	31/12/2019	31/12/2019
		USD \$	=N=	USD \$	=N=
1	IBRD TREE CROP AND OTHERS	18,557,294.00	2,412,600,757.00	18,557,294.00	2,412,600,757.00
2	IFAD, ELD & EDFOIL PALM & ADAPALM	13,074,114.00	11,699,742,287.00	13,074,114.00	11,699,742,287.00
3	ADAPALM, CONCORDE HOTEL & OTHER COMPAN	310,135,095.00	40,317,562,350.00	310,135,095.00	40,317,562,350.00
4	AVUTU POULTRY AND OTHERS	85,605,000.00	11,128,650,000.00	85,605,000.00	11,128,650,000.00
	TOTAL	427,371,503.00	65,558,555,394.00	427,371,503.00	65,558,555,394.00

pdfelement





IMO STATE GOVERNMENT OF NIGERIA

24 SCHEDULE OF OUTSTANDING EXTERNAL LOANS AS AT 31ST DECEMBER 2019

LOAN	PROJECT	Opening Balance	Draw Down	Repayment	Balance 31/12/2019
		=N=	=N=	=N=	=N=
AFDF	Health System Dev. IV	578,162,208.84	-	6,517,141.36	571,645,067.48
AFDF	Health System Dev. IV	56,918,017.47	-	247,271.70	56,670,745.77
EDF	State oil Palm Belt Rural Programme (87.5%)	1,941,736,192.46	-	173,379,092.24	1,768,357,100.22
IDA	Health System Development	689,629,515.79	-	22,012,498.35	667,617,017.44
IDA	Universal Basic Education	1,245,085,838.46	-	38,187,500.00	1,206,898,338.46
IDA	Local Employment and Environment	2,087,510,932.58	-	57,286,993.40	2,030,223,939.18
IDA	National Fadama II	1,527,880,944.36	-	51,574,287.33	1,476,306,657.03
IDA	HIV/ AIDS Programme	1,021,494,245.41	-	33,613,305.55	987,880,939.86
IDA	Health System Dev. Project (Addtn Financing)	900,181,438.18	-	20,155,735.00	880,025,703.18
IDA	Community and Social Development Project	1,314,205,723.69	-	27,556,337.13	1,286,649,386.56
IDA	Third National Fadama Development Project	1,086,670,623.99	-	22,313,796.33	1,064,356,827.66
IDA	Second HIV/ AIDS Programme Dev. Proj. II	732,495,111.81	-	-	732,495,111.81
IDA	Imo state Erosion and Wasteshed Mgt. Proj.	4,020,604,156.50	-	-	4,020,604,156.50
IFAD	Community Based Natural Resources Mgt. Proj.	285,755,648.93	-	16,039,229.63	269,716,419.30
AFD	Rural Access and Mobility Project	-	2,138,500,000.00	-	2,138,500,000.00
	TOTAL	17,488,330,598.47	2,138,500,000.00	468,883,188.02	19,157,947,410.45



Imo State Government of Nigeria
Report of the Accountant General and Financial Statements for the year ended 31st December, 2019

24b SCHEDULE OF OUTSTANDING EXTERNAL LOANS AS AT 31ST DECEMBER 2019

LOAN	PROJECT	ACTUAL 2019	ACTUAL 2018	ACTUAL 2019	ACTUAL 2018
		\$	\$	=N=	=N=
AFDF	Health System Dev. IV	1,989,945.49	2,047,494.31	571,645,067	578,162,208.84
AFDF	Health System Dev. IV	185,811.61	186,621.06	56,670,746	56,918,017.47
EDF	State oil Palm Belt Rural Programme (87.	6,361,690.00	7,063,202.18	1,768,357,100	1,941,736,192.46
IDA	Health System Development	2,271,172.82	2,354,598.91	667,617,017	689,629,515.79
IDA	Universal Basic Education	3,958,078.21	4,083,078.21	1,206,898,338	1,245,085,838.46
IDA	Local Empowerment and Environment	6,657,962.71	6,845,481.53	2,030,223,939	2,087,510,932.58
IDA	National Fadama II	5,029,969.45	5,228,469.08	1,476,306,657	1,527,880,944.36
IDA	HIV/ AIDS Programme	3,361,392.87	3,488,167.99	987,880,940	1,021,494,245.41
IDA	Health System Dev. Project (Addtn Finan	2,983,042.50	3,064,658.30	880,025,703	900,181,438.18
IDA	Community and Social Development Proj	4,359,276.83	4,474,898.83	1,286,649,387	1,314,205,723.69
IDA	Third National Fadama Development Pro	3,608,148.16	3,700,002.30	1,064,356,828	1,086,670,623.99
IDA	Second HIV/ AIDS Programme Dev. Proj.	2,473,844.94	2,488,157.03	732,495,112	732,495,111.81
IDA	Imo state Erosion and Wasteshed Mgt. P	13,656,239.22	13,735,245.52	4,020,604,157	4,020,604,156.50
IFAD	Community Based Natural Resources Mg	865,883.23	923,511.37	269,716,419	285,755,648.93
AFD	Rural Access and Mobility Project	7,000,000.00	-	2,138,500,000	-
	TOTAL	64,762,458.04	59,683,586.62	19,157,947,410.45	17,488,330,598.47



Imo State Government of Nigeria
 Report of the Accountant General and Financial Statements for the year ended 31st December, 2019

25 SCHEDULE OF REPAYMENT OF EXTERNAL LOANS FOR 2019

SUMMARY OF REPAYMENT OF EXTERNAL LOANS (PRINCIPAL)

LOAN	PROJECT	ACTUAL 2019	ACTUAL 2019	ACTUAL 2018	ACTUAL 2018
		\$	=N=	\$	=N=
AFDF	Health System Dev. IV	21,332.70	6,517,141.36	21,898.28	7,079,463.66
AFDF	Health System Dev. IV	809.40	247,271.70	809.40	247,493.93
EDF	State oil Palm Belt Rural Programme (87.5%)	567,525.67	173,379,092.24	578,066.93	186,684,166.63
IDA	Health System Development	72,054.00	22,012,498.35	70,286.54	21,630,786.26
IDA	Universal Basic Education	125,000.00	38,187,500.00	125,000.00	38,253,099.13
IDA	Local Empowerment and Environment	187,518.80	57,286,993.40	187,518.82	57,366,652.30
IDA	National Fadama II	168,819.27	51,574,287.33	169,399.44	53,288,198.97
IDA	HIV/ AIDS Programme	110,027.19	33,613,305.55	107,328.24	33,068,101.91
IDA	Health System Dev. Project (Addtn Financing)	65,976.22	20,155,735.00	32,178.91	9,854,058.33
IDA	Community and Social Development Project	90,200.78	27,556,337.13	45,201.00	14,069,227.26
IDA	Third National Fadama Development Project	73,040.25	22,313,796.33	35,489.85	11,039,790.05
IDA	Second HIV/ AIDS Programme Dev. Proj. II	-	-	-	-
IDA	Imo state Erosion and Wasteshed Mgt. Proj.	-	-	-	-
IFAD	Community Based Natural Resources Mgt. Proj.	52,501.57	16,039,229.63	52,618.69	16,552,098.46
AFD	Rural Access and Mobility Project	-	-	-	-
	TOTAL	1,534,805.85	468,883,188.02	1,425,796.10	449,133,136.89


Imo State Government of Nigeria
Report of the Accountant General and Financial Statements for the year ended 31st December, 2019
26a SUMMARY OF INTERNAL LOANS PROCEEDS & REPAYMENTS
INTERNAL LOAN/ OVERDRAFTS (PRINCIPAL REPAYMENTS) 2019

INSTITUTIONS	Opening Balance 01/01/2019	Draw Down	Repayment	Closing Balance 31/12/2019
	=N=	=N=	=N=	=N=
FINANCIAL INSTITUTIONS				
FIDELITY BANK PLC	6,185,337,406.88		- 161,538,303.04	6,023,799,103.84
ZENITH BANK PLC	19,008,693,575.74		- 491,722,628.32	18,516,970,947.42
ZENITH BANK PLC	9,479,639,813.68		- 236,084,407.00	9,243,555,406.68
SUB-TOTAL	34,673,670,796.30		- 889,345,338.36	33,784,325,457.94
BONDS				
IMO STATE BOND	-		-	-
FG BOND	35,551,770,052.00		- 640,021,152.27	34,911,748,899.73
SUB-TOTAL	70,225,440,848.30		- 640,021,152.27	68,696,074,357.67
JAAC FUND	22,361,387,297.32		-	22,361,387,297.32
TOTAL	92,586,828,145.62		- 1,529,366,490.63	91,057,461,654.99

26b SUMMARY OF INTERNAL LOANS PROCEEDS & REPAYMENTS
CBN SUPPORT FUNDS (PRINCIPAL REPAYMENTS) 2019

INSTITUTIONS	Opening Balance 01/01/2019	Draw Down	Repayment	Closing Balance 31/12/2019
	=N=	=N=	=N=	=N=
CBN MSME DEVELOPMENT FUND	1,116,639,614.70		- 520,830,345.83	595,809,268.87
CBN BUDGET SUPPORT	18,998,816,822.25		- 68,788,272.76	18,930,028,549.49
SUB-TOTAL	20,115,456,436.95		- 589,618,618.59	19,525,837,818.36



26c SUMMARY OF INTERNAL LOANS PROCEEDS & REPAYMENTS

SUMMARY OF INTERNAL LOANS PROCEEDS & REPAYMENTS				
INTERNAL LOAN/ OVERDRAFTS (PRINCIPAL REPAYMENTS) 2018				
INSTITUTIONS	Opening Balance 1/1	Draw Down	Repayment	Balance 31/12/2018
	=N=	=N=	=N=	=N=
FINANCIAL INSTITUTIONS				
FIDELITY BANK PLC	6,344,741,581.59	-	- 146,585,091.93	6,198,156,489.66
ZENITH BANK PLC	19,529,329,100.71	-	- 442,883,424.89	19,086,445,675.82
ZENITH BANK PLC	9,729,605,794.73	-	- 212,635,873.81	9,516,969,920.92
SUB-TOTAL	35,603,676,477.03	-	- 802,104,390.63	34,801,572,086.40
BONDS				
IMO STATE BOND	-	-	-	-
FG BOND	36,188,474,091.64	-	- 538,908,032.93	35,649,566,058.71
SUB-TOTAL	71,792,150,568.67	-	- 1,341,012,423.56	35,649,566,058.71
JAAC FUND	-	22,361,387,297.32	-	22,361,387,297.32
TOTAL	71,792,150,568.67	22,361,387,297.32	- 1,341,012,423.56	92,812,525,442.43



Imo State Government of Nigeria

Report of the Accountant General and Financial Statements for the year ended 31st December, 2019

26b MONTHLY SCHEDULE OF INTERNAL LOANS/ OVERDRAFT REPAYMENT AS AT 31ST DECEMBER 2019

LENDER	NAME OF ACCOUNT	MONTHLY	INITIAL AMOUNT	PRINCIPAL	INTEREST	DEBT SERVICE	END BAL.
			=N=	=N=	=N=	=N=	=N=
FG BOND	RESTRUCTURED COMMERCIAL BANK LOAN	JANUARY	37,116,172,073.53	49,806,305.62	439,360,624.89	489,166,930.51	35,501,963,746.40
"	"	FEBRUARY		50,421,828.55	438,745,101.97	489,166,930.52	35,451,541,917.85
"	"	MARCH		51,044,958.31	438,121,972.20	489,166,930.51	35,400,496,959.54
"	"	APRIL		51,675,788.92	437,491,141.59	489,166,930.51	35,348,821,170.62
"	"	MAY		52,314,415.54	436,852,514.97	489,166,930.51	35,296,506,755.08
"	"	JUNE		52,960,934.53	436,205,995.98	489,166,930.51	35,243,545,820.55
"	"	JULY		53,615,443.41	435,551,487.10	489,166,930.51	35,189,930,377.14
"	"	AUGUST		54,278,040.93	434,888,889.58	489,166,930.51	35,135,652,336.21
"	"	SEPTEMBER		54,948,827.06	434,218,103.45	489,166,930.51	35,080,703,509.15
"	"	OCTOBER		55,627,902.98	433,539,027.53	489,166,930.51	35,025,075,606.17
"	"	NOVEMBER		56,315,371.15	432,851,559.37	489,166,930.52	34,968,760,235.02
"	"	DECEMBER		57,011,335.27	432,155,595.24	489,166,930.51	34,911,748,899.75
				640,021,152.27	5,229,982,013.87	5,870,003,166.14	

MONTHLY SCHEDULE OF INTERNAL LOANS/ OVERDRAFT REPAYMENT AS AT 31ST DECEMBER 2019

LENDER	NAME OF ACCOUNT	MONTHLY	INITIAL AMOUNT	PRINCIPAL	INTEREST	DEBT SERVICE	END BAL.
			=N=	=N=	=N=	=N=	=N=
FIDELITY BANK	FED. GOVT SALARY BAIL-OUT TO STATES	JANUARY	6,591,480,000.00	12,915,225.88	46,390,030.55	59,305,256.43	6,172,422,181.00
"	"	FEBRUARY		13,012,090.08	46,293,166.36	59,305,256.44	6,159,410,090.92
"	"	MARCH		13,109,680.75	46,195,575.68	59,305,256.43	6,146,210,410.19
"	"	APRIL		13,208,003.36	46,097,253.08	59,305,256.44	6,133,092,406.81
"	"	MAY		13,307,063.38	45,998,193.05	59,305,256.43	6,119,785,343.43
"	"	JUNE		13,406,866.36	45,898,390.08	59,305,256.44	6,106,378,477.07
"	"	JULY		13,507,417.86	45,797,838.58	59,305,256.44	6,092,871,059.21
"	"	AUGUST		13,608,723.49	45,696,532.94	59,305,256.43	6,079,262,335.72
"	"	SEPTEMBER		13,710,788.92	45,594,467.52	59,305,256.44	6,065,551,546.80
"	"	OCTOBER		13,813,619.83	45,491,636.60	59,305,256.43	6,051,737,926.97
"	"	NOVEMBER		13,917,221.98	45,388,034.45	59,305,256.43	6,037,820,704.99
"	"	DECEMBER		14,021,601.15	45,283,655.29	59,305,256.44	6,023,799,103.84
				161,538,303.04	550,124,774.18	711,663,077.22	



26b

MONTHLY SCHEDULE OF INTERNAL LOANS/ OVERDRAFT REPAYMENT AS AT 31ST DECEMBER 2019 CONT'D

LENDER	NAME OF	MONTHLY	INITIAL AMOUNT	PRINCIPAL	INTEREST	DEBT SERVICE	END BAL.
			=N=	=N=	=N=	=N=	=N=
ZENITH BA	FED. GOVT	JANUARY	20,214,950,000.00	39,313,950.29	142,565,201.82	181,879,152.11	18,969,379,625.39
"	"	FEBRUARY		39,608,804.92	142,270,347.19	181,879,152.11	18,929,770,820.47
"	"	MARCH		39,905,870.96	141,973,281.15	181,879,152.11	18,889,864,949.51
"	"	APRIL		40,205,164.99	141,673,987.12	181,879,152.11	18,849,659,784.52
"	"	MAY		40,506,703.73	141,372,448.38	181,879,152.11	18,809,153,080.79
"	"	JUNE		40,810,504.01	141,068,648.11	181,879,152.12	18,768,342,576.78
"	"	JULY		41,116,582.79	140,762,569.33	181,879,152.12	18,727,225,993.99
"	"	AUGUST		41,424,957.16	140,454,194.95	181,879,152.11	18,685,801,036.83
"	"	SEPTEMBER		41,735,644.34	140,143,507.78	181,879,152.12	18,644,065,392.49
"	"	OCTOBER		42,048,661.67	139,830,490.44	181,879,152.11	18,602,015,730.82
"	"	NOVEMBER		42,364,026.63	139,515,125.48	181,879,152.11	18,559,652,704.19
"	"	DECEMBER		42,681,756.83	139,197,395.28	181,879,152.11	18,516,970,947.36
				491,722,628.32	1,690,827,197.03	2,182,549,825.35	

MONTHLY SCHEDULE OF INTERNAL LOANS/ OVERDRAFT REPAYMENT AS AT 31ST DECEMBER 2019

LENDER	NAME OF	MONTHLY	INITIAL AMOUNT	PRINCIPAL	INTEREST	DEBT SERVICE	END BAL.
			=N=	=N=	=N=	=N=	=N=
ZENITH BA	EXCESS CR	JANUARY	10,000,000,000.00	18,875,296.98	71,097,298.60	89,972,595.58	9,460,764,516.70
"	"	FEBRUARY		19,016,861.71	70,955,733.88	89,972,595.59	9,441,747,654.99
"	"	MARCH		19,159,488.17	70,813,107.41	89,972,595.58	9,422,588,166.82
"	"	APRIL		19,303,184.33	70,669,411.25	89,972,595.58	9,403,284,982.49
"	"	MAY		19,447,958.22	70,524,637.37	89,972,595.59	9,383,837,024.27
"	"	JUNE		19,593,817.90	70,378,777.68	89,972,595.58	9,364,243,206.37
"	"	JULY		19,740,771.54	70,231,824.05	89,972,595.59	9,344,502,434.83
"	"	AUGUST		19,888,827.32	70,083,768.26	89,972,595.58	9,324,613,607.51
"	"	SEPTEMBER		20,037,993.53	69,934,602.06	89,972,595.59	9,304,575,613.98
"	"	OCTOBER		20,188,278.48	69,784,317.10	89,972,595.58	9,284,387,335.50
"	"	NOVEMBER		20,339,690.57	69,632,905.02	89,972,595.59	9,264,047,644.93
"	"	DECEMBER		20,492,238.25	69,480,357.34	89,972,595.59	9,243,555,406.68
				236,084,407.00	843,586,740.02	1,079,671,147.02	



26b

MONTHLY SCHEDULE OF INTERNAL LOANS/ OVERDRAFT REPAYMENT AS AT 31ST DECEMBER 2019 CONT'D**MONTHLY SCHEDULE OF INTERNAL LOANS/ OVERDRAFT REPAYMENT AS AT 31ST DECEMBER 2019**

LENDER	NAME OF	MONTHLY	INITIAL AMOUNT	PRINCIPAL	INTEREST	DEBT SERVICE	END BAL.
			=N=	=N=	=N=	=N=	=N=
CBN	MSME DEV	JANUARY	1,000,000,000.00	-	-	-	1,116,639,614.70
"	"	FEBRUARY		54,471,594.39	16,546,088.89	71,017,683.28	1,062,168,020.31
"	"	MARCH		55,291,732.32	15,725,950.96	71,017,683.28	1,006,876,287.99
"	"	APRIL		56,124,218.45	14,893,464.83	71,017,683.28	950,752,069.54
"	"	MAY		56,969,238.71	14,048,444.57	71,017,683.28	893,782,830.83
"	"	JUNE		57,826,981.79	13,190,701.49	71,017,683.28	835,955,849.04
"	"	JULY		58,697,639.28	12,320,044.00	71,017,683.28	777,258,209.76
"	"	AUGUST		59,581,405.59	11,436,277.69	71,017,683.28	717,676,804.17
"	"	SEPTEMBER		30,126,265.56	5,382,576.08	35,508,841.64	687,550,538.61
"	"	OCTOBER		30,352,212.55	5,156,629.09	35,508,841.64	657,198,326.06
"	"	NOVEMBER		30,579,854.14	4,928,987.50	35,508,841.64	626,618,471.92
"	"	DECEMBER		30,809,203.05	4,699,638.59	35,508,841.64	595,809,268.87
				520,830,345.83	118,328,803.69	639,159,149.52	

MONTHLY SCHEDULE OF INTERNAL LOANS/ OVERDRAFT REPAYMENT AS AT 31ST DECEMBER 2019

LENDER	NAME OF	MONTHLY	INITIAL AMOUNT	PRINCIPAL	INTEREST	DEBT SERVICE	END BAL.
			=N=	=N=	=N=	=N=	=N=
CBN	BUDGET SUP	JANUARY	17,500,000,000.00	-	-	-	
"	"	FEBRUARY		-	-	-	
"	"	MARCH		-	-	-	
"	"	APRIL		-	-	-	
"	"	MAY		-	-	-	
"	"	JUNE		-	-	-	
"	"	JULY		-	-	-	
"	"	AUGUST		-	-	-	18,998,816,822.25
"	"	SEPTEMBER		37,483,123.67	187,758,646.08	225,241,769.75	18,961,333,698.58
"	"	OCTOBER		10,357,176.67	142,210,002.74	152,567,179.41	18,950,976,521.91
"	"	NOVEMBER		10,434,855.50	142,132,323.91	152,567,179.41	18,940,541,666.41
"	"	DECEMBER		10,513,116.92	142,054,062.50	152,567,179.42	18,930,028,549.49
				68,788,272.76	614,155,035.23	682,943,307.99	



Imo State Government of Nigeria
Report of the Accountant General and Financial Statements for the year ended 31st December, 2019

27 SCHEDULE OF OTHER FAAC ALLOCATION DEDUCTIONS

DESCRIPTION	ACTUAL 2019	ACTUAL 2018
	=N=	=N=
Overpayment of 13% Derivation Indices	-	-
Deduction for the refund of derivation revenue to Akwa Ibom state IRO Ekanga Oil field (2003-2011)	-	13,605,112.01
TOTAL	-	13,605,112.01

DEDUCTIONS FOR DOMESTIC/ EXTERNAL LOANS		
DESCRIPTION	ACTUAL 2019	ACTUAL 2018
	=N=	=N=
INTERNAL LOANS		
Deduction for salary Bail-out to States (Fidelity/ Zenith loans)	2,894,212,902.48	2,894,212,902.48
Deduction for Excess Crude Account facility to States (Zenith Bank loan)	1,079,671,147.08	1,079,671,147.08
Deductions for Restructured Commercial Banks to Bond loan	5,870,003,166.12	5,870,003,166.12
Deduction of CBN MSME Development fund	639,159,149.52	-
Deduction of CBN budget support fund	682,943,307.98	-
TOTAL	11,165,989,673.18	9,843,887,215.68
EXTERNAL LOANS		
Deductions remitted to DMO	624,004,257.00	599,251,345.22
TOTAL DEDUCTIONS	11,789,993,930.18	10,443,138,560.90


Imo State Government of Nigeria
Report of the Accountant General and Financial Statements for the year ended 31st December, 2019
27 FAAC DEDUCTIONS (2019)

	Deduction of Salary Bail-out to states	Deduction for Excess Crude Loan	Remitted to DMO for Foreign Loans	For Restructuring to commercial loans	Arrears for Revenue to Akwa Ibom state	Deduction of CBN MSME Dev. Fund	CBN Budget support	TOTAL
MONTHS	ACTUAL 2019	ACTUAL 2019	ACTUAL 2019	ACTUAL 2019	ACTUAL 2019	ACTUAL 2019	ACTUAL 2019	ACTUAL 2019
	=N=	=N=	=N=	=N=	=N=	=N=	=N=	=N=
JANUARY	241,184,408.54	89,972,595.59	52,664,688.55	489,166,930.51	-	-	-	872,988,623.19
FEBRUARY	241,184,408.54	89,972,595.59	52,664,688.55	489,166,930.51	-	71,017,683.28	-	944,006,306.47
MARCH	241,184,408.54	89,972,595.59	51,447,165.55	489,166,930.51	-	71,017,683.28	-	942,788,783.47
APRIL	241,184,408.54	89,972,595.59	51,447,165.55	489,166,930.51	-	71,017,683.28	-	942,788,783.47
MAY	241,184,408.54	89,972,595.59	51,447,165.55	489,166,930.51	-	71,017,683.28	-	942,788,783.47
JUNE	241,184,408.54	89,972,595.59	51,447,165.55	489,166,930.51	-	71,017,683.28	-	942,788,783.47
JULY	241,184,408.54	89,972,595.59	51,447,165.55	489,166,930.51	-	71,017,683.28	-	942,788,783.47
AUGUST	241,184,408.54	89,972,595.59	51,447,165.55	489,166,930.51	-	71,017,683.28	-	942,788,783.47
SEPTEMBER	241,184,408.54	89,972,595.59	52,497,971.65	489,166,930.51	-	35,508,841.64	225,241,769.75	1,133,572,517.68
OCTOBER	241,184,408.54	89,972,595.59	52,497,971.65	489,166,930.51	-	35,508,841.64	152,567,179.41	1,060,897,927.34
NOVEMBER	241,184,408.54	89,972,595.59	52,497,971.65	489,166,930.51	-	35,508,841.64	152,567,179.41	1,060,897,927.34
DECEMBER	241,184,408.54	89,972,595.59	52,497,971.65	489,166,930.51	-	35,508,841.64	152,567,179.41	1,060,897,927.34
TOTAL	2,894,212,902.48	1,079,671,147.08	624,004,257.00	5,870,003,166.12	-	639,159,149.52	682,943,307.98	11,789,993,930.18



FAAC DEDUCTIONS (2018)

	Deduction of Salary Bail-out to states	Deduction for Excess Crude Loan	Remitted to DMO for Foreign Loans	For Restructuring to commercial loans	Arrears for Revenue to Akwa Ibom state IRO Ekonga Oil Field	TOTAL
MONTHS	ACTUAL 2018	ACTUAL 2018	ACTUAL 2018	ACTUAL 2018	ACTUAL 2018	ACTUAL 2018
	=N=	=N=	=N=	=N=	=N=	=N=
JANUARY	241,184,408.54	89,972,595.59	46,358,595.57	489,166,930.51	1,943,587.43	868,626,117.64
FEBRUARY	241,184,408.54	89,972,595.59	48,261,551.15	489,166,930.51	1,943,587.43	870,529,073.22
MARCH	241,184,408.54	89,972,595.59	48,261,551.15	489,166,930.51	1,943,587.43	870,529,073.22
APRIL	241,184,408.54	89,972,595.59	48,261,551.15	489,166,930.51	1,943,587.43	870,529,073.22
MAY	241,184,408.54	89,972,595.59	48,261,551.15	489,166,930.51	1,943,587.43	870,529,073.22
JUNE	-	-	-	-	-	-
JULY	482,368,817.08	179,945,191.18	96,523,102.30	978,333,861.02	3,887,174.86	1,741,058,146.44
AUGUST	-	-	-	-	-	-
SEPTEMBER	482,368,817.08	179,945,191.18	105,329,377.10	978,333,861.02	-	1,745,977,246.38
OCTOBER	241,184,408.54	89,972,595.59	52,664,688.55	489,166,930.51	-	872,988,623.19
NOVEMBER	0	-	-	-	-	-
DECEMBER	482,368,817.08	179,945,191.18	105,329,377.10	978,333,861.02	-	1,745,977,246.38
TOTAL	2,894,212,902.48	1,079,671,147.08	599,251,345.22	5,870,003,166.12	13,605,112.01	10,456,743,672.91



Imo State Government of Nigeria

Report of the Accountant General and Financial Statements for the year ended 31st December, 2019

28a SCHEDULE OF CASH AND BANK BALANCES FOR 2019

S/N	NAME OF BANKS	ACCOUNT NAME	NEW ACCOUNT	BALANCE AS AT 31/12/2019	BALANCE AS AT 31/12/2018
1	Access Bank Plc	Imo State Local Govt. Pension A/C	0697264082	-	
2	Access Bank Plc	Imo State Parastatals Account	0704859551	-	950.00
3	Access Bank Plc	Special Account 1	0725529480	49,463,749.87	97,881,411.35
4	Access Bank Plc	Imo State Foreign Loan Interest R	0718320021	1,668.28	99,956,866.41
5	Access Bank Plc	Imo State Operation A/C	0025410045	-	-
6	Access Bank Plc	IMsG IGR LANDS ACCOUNT	0037987458	-	-
7	Access Bank Plc	STO	0027436193	-	-
8	Access Bank Plc	TPO	0027462433	-	-
9	Access Bank Plc	IMsG PAYEE A/C Office of Acct.Gen	0067574473	-	-
10	Access Bank Plc	Min. of Fin. Corp. Entity Verification	0024614365	-	-
11	Access Bank Plc	IMSG Salary Account	0065527341	-	-
12	Access Bank Plc	Pension Account	0025087106	-	-
13	Access Bank Plc	SEMB Account	0026297285	-	-
14	Access Bank Plc	Imo State IGR Collection A/C	0817672795	80,249,399.96	-
15	Access Bank Plc	Treasury Sweeping A/C	0104207847	1,456.35	-
16	Access Bank Plc	Imo State IGR Consolidated A/C	0817656524	-	-
17	Access Bank Plc	Imo State Special Account 3	0725661588	1,000,501,708.31	-
18	Access Bank Plc	Treasury Miscellaneous A/C	0068107700	110,360,265.08	-
19	Access Bank Plc	IMSG Collection A/c	0819712783	60,591,895.00	-
20	Access Bank Plc	Imo State Reserve A/C 2	0817419215	498,795.00	-
21	Eco Bank Plc	PAYEE Account	5093070120	-	-
22	Eco Bank Plc	Bond Proceed	1342031740	-	-
23	Eco Bank Plc	Imo State ENTRACO	3642025988	-	-
24	Eco Bank Plc	Imo State Govt. Bailout Pension A/c	5093038702	-	-
25	Eco Bank Plc	IMsG Pension account	5093070663	-	-
26	Eco Bank Plc	Sub Treasury Office A/C	5093069690	332,450.49	-
27	Enterprise Bank Plc (#	Ahiato Health Centre	1200352120	-	-
28	Enterprise Bank Plc (#	Amuzu Health Centre	1200352027	-	-
29	Enterprise Bank Plc (#	Drug Revolving Fund	1400032051	-	-
30	Enterprise Bank Plc (#	Enyioyugu Health Centre	1200352065	-	-
31	Enterprise Bank Plc (#	Ibeku Health Centre	1200352041	-	-
32	Enterprise Bank Plc (#	Imo Entraco	1200969423	-	-
33	Enterprise Bank Plc (#	Infant Welfare Clinic	1200352058	-	-
		SUB TOTAL C/F		1,302,001,388.34	197,839,227.76


Imo State Government of Nigeria

 Report of the Accountant General and Financial Statements for the year ended 31st December, 2019

28a SCHEDULE OF CASH AND BANK BALANCES FOR 2019 CONT'D

S/N	NAME OF BANKS	ACCOUNT NAME	NEW ACCOUNT	BALANCE AS AT 31/12/2019	BALANCE AS AT 31/12/2018
	SUB TOTAL B/F			1,302,001,388.34	197,839,227.76
34	Enterprise Bank Plc (Heritage)	Mbutu Health Centre	1200352010	-	-
35	Enterprise Bank Plc (Heritage)	Nguru Nweke Health Centre	1200352096	-	-
36	Enterprise Bank Plc (Heritage)	NkwORWU Health Centre	1200352034	-	-
37	Enterprise Bank Plc (Heritage)	Umuhu Health Centre	1200352072	-	-
38	Enterprise Bank Plc (Heritage)	Uvuru Health Centre	1200352144	-	-
39	Enterprise Bank Plc (Heritage)	IMO STATE SPECIAL REVENUE	1200348125	-	-
40	Enterprise Bank Plc (Heritage)	IMO STATE WBPBU	1200351965	-	-
41	Enterprise Bank Plc (Heritage)	GENERAL HOSPITAL ABOH MBAISE	1200352216	-	-
42	Enterprise Bank Plc (Heritage)	IMO STATE TRANSPORT COMPANY	1200352924	-	-
43	Enterprise Bank Plc (Heritage)	IMO FOUNDATION	1200969430	-	-
44	Enterprise Bank Plc (Heritage)	IMO COLLEGE OF ADVANCED PROF	1201017864	-	-
45	Enterprise Bank Plc (Heritage)	IMO STATE CO-OPERATIVE COLLEGE	1400013274	-	-
46	Enterprise Bank Plc (Heritage)	IMO TRANSPORT COMPANY LIMITED	1400032044	-	-
47	Enterprise Bank Plc (Heritage)	MINISTRY OF INFORMATION AND STRATEGY	1400032068	-	-
48	Enterprise Bank Plc (Heritage)	IMO ENTRACO	1400013281	-	-
49	Enterprise Bank Plc (Heritage)	CONSUMER PROTECTION COUNCIL	1400013315	-	-
50	Enterprise Bank Plc (Heritage)	CONSUMER PROTECTION COUNCIL	1400013322	-	-
51	Enterprise Bank Plc (Heritage)	MINISTRY OF YOUTHS AND SPORTS	1400032075	-	-
52	Enterprise Bank Plc (Heritage)	IMO ENTRACO - RUPAC PROJECT	1400035526	-	-
53	Enterprise Bank Plc (Heritage)	IMO STATE POLYTECHNIC UMUAGWO	1200350607	-	-
54	Enterprise Bank Plc (Heritage)	IMO STATE LIBRARY BOARD	1400013353	-	-
55	Enterprise Bank Plc (Heritage)	BENEFITS OF RETIRED PRIMARY	1400032082	-	-
56	Enterprise Bank Plc (Heritage)	IMO STATE GOVERNMENT	1400032099	-	-
57	Enterprise Bank Plc (Heritage)	DISASTER RELIEF MANAGEMENT	1400037795	-	-
58	Enterprise Bank Plc (Heritage)	OHAJI/EGBEMA LGA	1200346853	-	-
59	Enterprise Bank Plc (Heritage)	IMO WOMEN PROJECT ACCOUNT	1200348448	-	-
60	Enterprise Bank Plc (Heritage)	IMO STATE MONIT. COMT. MDCN	1200350212	-	-
	SUB TOTAL C/F			1,302,001,388.34	197,839,227.76



Imo State Government of Nigeria
Report of the Accountant General and Financial Statements for the year ended 31st December, 2019

28a SCHEDULE OF CASH AND BANK BALANCES FOR 2019 CONT'D					
S/N	NAME OF BANKS	ACCOUNT NAME	NEW ACCOUNT	BALANCE AS AT 31/12/2019	BALANCE AS AT 31/12/2018
	SUB TOTAL B/F			1,302,001,388.34	197,839,227.76
61	Enterprise Bank Plc (Heritage)	MINISTRY OF WORKS, HOUSING &	1200351697	-	-
62	Enterprise Bank Plc (Heritage)	COMMUNITY HEALTH AND DEVELOPMENT	1200348204	-	-
63	Enterprise Bank Plc (Heritage)	LOCAL GOVERNMENT SERVICE COMMISSION	1200349218	-	-
64	Enterprise Bank Plc (Heritage)	UMUNAJI ONICHA UBOMA FUG [III]	1200351996	-	-
65	Enterprise Bank Plc (Heritage)	OWERRI NORTH CENTAL FCA	1200352591	-	-
66	Enterprise Bank Plc (Heritage)	UVURU HEALTH CENTRE	1200352003	-	-
67	FCMB Plc	13% Oil Derivation Fund Joint Alloc.	2035212019	-	-
68	FCMB Plc	Imo State Share of 13% ODF A/C	2112124015	-	-
69	FCMB Plc	IMSG [IGR]	0236455013	-	-
70	FCMB Plc	IMSG Miscellaneous A/C	0722317016	-	-
71	FCMB Plc	IMSG Security A/C	0669567011	-	-
72	FCMB Plc	IMSG Sundry Account	0732636026	-	-
73	FCMB Plc	IMSG SURE-P A/C	3759569652	-	-
74	FCMB Plc	IMSG SUBSIDY REINVESTMENT A/C	1999394012	-	-
75	FCMB Plc	STO Account	1244352019	-	-
76	FCMB Plc	IMSG MAIN ACCT.	839706051	-	-
77	FCMB Plc	State Pension Account	5719437010	-	135,085,406.98
78	Fidelity Bank Plc	IMSG IGR [Sweeping Acct]	5030029152	-	-
79	Fidelity Bank Plc	IMSG IGR [Sweeping Acct 2]	5030051748	-	-
80	Fidelity Bank Plc	IMSG Joint State Account	5030058266	-	-
81	Fidelity Bank Plc	IMSG Operations Account	5030067345	-	199,952.50
82	Fidelity Bank Plc	IMSG TSA Operational A/C	5030101863	-	-
83	First Bank Plc	Consolidated Certificate of Occupancy A/C	2033913908	22,818,373.13	-
84	GT Bank Plc	IMSG IGR [Current A/C]	2005152070	-	-
85	GT Bank Plc	GLRA/Imo State TBL Project	0043255037	-	-
86	GT Bank Plc	Imo Concorde Hotel	0052919746	-	-
87	GT Bank Plc	Imo Concorde Hotel - OPS ACC	0052919777	-	-
88	GT Bank Plc	Imo Jud, High Court Book Launch	163652334	-	-
		SUB TOTAL C/F		1,324,819,761.47	333,124,587.24


Imo State Government of Nigeria
Report of the Accountant General and Financial Statements for the year ended 31st December, 2019

28a SCHEDULE OF CASH AND BANK BALANCES FOR 2019 CONT'D					
S/N	NAME OF BANKS	ACCOUNT NAME	NEW ACCOUNT	BALANCE AS AT 31/12/2019	BALANCE AS AT 31/12/2018
	SUB TOTAL B/F			1,324,819,761.47	333,124,587.24
89	GT Bank Plc	Imo Marketing Company Ltd	0043361778	-	-
90	GT Bank Plc	Imo State Priv. And Inv. Bureau	0043429078	-	-
91	GT Bank Plc	Imo State Universal Basic Educ Acc	0043574909	-	-
92	GT Bank Plc	IMSG Internal Revenue Account [IRA]	0043472414	-	-
93	GT Bank Plc	IMSG-Tsunami Disaster Relief	0043361383	-	-
94	GT Bank Plc	Office of the Head of Service	0043298830	-	-
95	Keystone Bank	IMSG Dedicated Project Account	1002823895	-	-
96	Keystone Bank	Rev. A/C	1002823888	-	-
97	Keystone Bank	Special Youths Empowerment A/C	1007187064	999,942.00	-
98	Polaris Bank Limited	IMSG Internally Generated Revenue (IGR)	4030010511	-	19,793,441.88
99	Polaris Bank Limited	IMSG IGR Sweeping Account)	4030011240	-	-
100	Polaris Bank Limited	IMSG (Joint Project Account)	4030010621	-	-
101	Sterling Bank Plc	Sub Treasury Account	0070511548	86,342,007.08	-
102	UBA Plc	Sub-Treasury Owerri	1001192176	-	-
103	UBA Plc	Sub Treasury Pension Account	1013112566	-	-
104	UBA Plc	Bond Proceeds A/C	1013809734	-	-
105	UBA Plc	Dedicated IGR Account	1016187279	-	-
106	UBA Plc	Dedicated Salary Account	1016239910	-	-
107	UBA Plc	Excess Crude Account	1013960619	-	-
108	UBA Plc	IMSG IGR A/C	1005817260	-	-
109	UBA Plc	IMSG JAAC EXCROW ACCOUNT 2	1008362613	-	-
110	UBA Plc	IMSG Special Project A/C	1010583635	-	-
111	UBA Plc	Muti-Purpose A/C	1011268270	-	-
112	UBA Plc	Operational A/C	1015705232	-	-
113	UBA Plc	Operational A/C II	1015708116	-	-
114	UBA Plc	Security Account	1018182656	-	-
115	UBA Plc	Sundry A/C	1014179117	-	-
		SUB TOTAL C/F		1,412,161,710.55	352,918,029.12


Imo State Government of Nigeria
Report of the Accountant General and Financial Statements for the year ended 31st December, 2019

28a SCHEDULE OF CASH AND BANK BALANCES FOR 2019 CONT'D					
S/N	NAME OF BANKS	ACCOUNT NAME	NEW ACCOUNT	BALANCE AS AT 31/12/2019	BALANCE AS AT 31/12/2018
	SUB TOTAL B/F			1,412,161,710.55	352,918,029.12
116	UBA Plc	IMSG FAAC A/C	1007331120	-	-
117	UBA Plc	IMSG Running Cost A/C	1021273808	33,580,817.03	100,262,050.31
118	UBA Plc	Special Youth Empowerment Account	1021554635	2,297,754.00	17,740,449.80
119	UBA Plc	IMSG Special Collection A/C	1022322875	34,523,173.96	-
120	UBA Plc	Special Treasury A/C	1021648086	509,398.00	-
121	UBA Plc	BIR Internal Collection A/C	1021534930	438,192.00	-
122	Union Bank Plc	13% ODF Account	0041530585	-	-
123	Union Bank Plc	IMSG E-Revenue A/C	0029095895	-	-
124	Union Bank Plc	IMSG VAT ACCOUNT	0076597513	885,078,666.85	372,709.99
125	Union Bank Plc	IMO STATE PAYE ACCOUNT	0076230733	42,806.26	5,307,015.39
126	Union Bank Plc	IMSG Miscellaneous A/C	0090085351	9.21	-
127	Union Bank Plc	Treasury Collection A/C	0070276717	32.03	-
128	Union Bank Plc	Imo State IGR A/c	0045178633	491,160.00	-
129	Unity Bank Plc	IMO STATE REV. A/C MIN. OF HOUSING	0020336723	-	-
130	Unity Bank Plc	Special A/C Youth Empowerment	0026511306	1,375,876.23	56,377,449.23
131	Zenith Bank Plc	13% ODF A/C	1012758626	-	-
132	Zenith Bank Plc	13% ODF A/C	1014016524	1,035,157.62	-
133	Zenith Bank Plc	IGR Cons. A/C	1012242914	-	-
134	Zenith Bank Plc	Imo Foundation Account	1012946724	-	-
135	Zenith Bank Plc	Imo Public Service Charity A/C	1013322865	-	-
136	Zenith Bank Plc	Imprest Account	1014019635	-	-
137	Zenith Bank Plc	IMSG FAAC A/C	1013197705	3,429,610.74	1,214,144.09
138	Zenith Bank Plc	IMSG IGR [Judiciary Ale]	1013105306	-	-
139	Zenith Bank Plc	IMSG Loan Project A/C	1012822633	70,602,914.11	-
140	Zenith Bank Plc	IMSG Monumental Proj. Consolidated	1013514171	-	-
141	Zenith Bank Plc	IMSG TAX HOLDING A/C	1012880538	57,228,280.93	110,947,324.18
142	Zenith Bank Plc	IMSG UTILITY A/C	1012246716	-	-
143	Zenith Bank Plc	Operational A/C	1011299856	-	-
144	Zenith Bank Plc	Operational Account	1013118902	37,710,958.73	-
145	Zenith Bank Plc	Pension A/C	1012401087	135,752,931.05	1,400,718,864.22
146	Zenith Bank Plc	Proceed [Deposit] A/C	1012859286	-	-
147	Zenith Bank Plc	Project Account	1013245558	-	-
148	Zenith Bank Plc	Social Welfare A/C	1013051128	-	-
		SUB TOTAL C/F		2,667,329,912.58	2,045,858,036.33
			119		


Imo State Government of Nigeria
Report of the Accountant General and Financial Statements for the year ended 31st December, 2019

28a

SCHEDULE OF CASH AND BANK BALANCES FOR 2019 CONT'D

S/N	NAME OF BANKS	ACCOUNT NAME	NEW ACCOUNT	BALANCE AS AT 31/12/2019	BALANCE AS AT 31/12/2018
	SUB TOTAL B/F			2,667,329,912.58	2,045,858,036.33
149	Zenith Bank Plc	IMSG Salary A/C	1014383181	-	-
150	Zenith Bank Plc	IMSG Acct.	1013750926	-	-
151	Zenith Bank Plc	STO	1010815365	-	54,101,821.43
152	Zenith Bank Plc	TPO	1010815547	-	-
153	Zenith Bank Plc	TPO	1012575434	-	-
154	Zenith Bank Plc	STO A/C	1011309825	-	-
155	Zenith Bank Plc	IMSG End to End Salary Payment A/C	1014125716	-	-
156	Zenith Bank Plc	IMSG PAYEE A/C	1014344506	-	214,574,465.53
157	Zenith Bank Plc	IMSG Loan A/C II (joint Rescue A/C)	1012860307	-	-
158	Zenith Bank Plc	IMSG Joint Allocation A/c. (JAAC)	1012722685	1,171,351,305.35	-
159	Zenith Bank Plc	TPO	1014976925	-	656,323,565.02
160	Zenith Bank Plc	IMSG/NLC - Ministry Salary A/C	1014599997	139,544,107.48	419,408.67
161	Zenith Bank Plc	Imo Public Service Charity A/C	1013322965	29,593,303.63	133,401,104.64
162	Zenith Bank Plc	SEMB A/C II	1010917283	514,709,084.89	2,292,254,998.86
163	Zenith Bank Plc	SEMB A/C 3	1011018280	13,498,817.47	4,810,854,151.63
164	Zenith Bank Plc	Intervention Projects Account	1014838911	-	88,259,791.07
165	Zenith Bank Plc	Joint ISOPADEC Account	1015199105	131,580.62	163,302,916.10
166	Zenith Bank Plc	Imo State Govt. Share of 13% Derivation	1016511559	48,560,345.25	-
167	Zenith Bank Plc	Payee Collection A/C	1015276983	0.57	-
168	Zenith Bank Plc	JAAC Operations A/C	1016505464	81.05	-
169	Zenith Bank Plc	Capital Projects Reserve A/C IMMSG	1016617836	943,242,075.07	-
170	Zenith Bank Plc	Imo Local Govt. A/C	1016060404	-	-
171	FADAMA III Banks	VARIOUS		-	-
172	HIV/ AIDS PROG. BANKS	VARIOUS		-	-
173	HSPP II Banks (World Bank)	VARIOUS		-	-
174	Other LGAs and MDAs	VARIOUS		-	-
175	psgrdp Banks	VARIOUS		-	-
176	UBA (Bond repayment sinking)	VARIOUS		-	-
177	Dormant Account Balances	VARIOUS		1,283,963,395.71	1,283,963,395.71
		TOTAL		6,811,923,847.57	11,743,313,654.99



28b SCHEDULE OF DORMANT ACCOUNT BALANCES

S/ N	NAME OF BANKS	ACCOUNT NAME	ACCOUNT NUMBER	BALANCE AS AT 31/12/2019	BALANCE AS AT 31/12/2018
1	Access Bank Plc	Imo State Operation A/C	25410045	1,498,554.28	1,498,554.28
2	Access Bank Plc	IMSGIGRLANDSACCOUNT	37987458	12,059,118.06	12,059,118.06
3	Eco Bank Plc	Bond Proceed	1342031740	12,214.75	12,214.75
4	Enterprise Bank Plc (Heritage)	Ahiato Health Centre	1200352120	117,079.66	117,079.66
5	Enterprise Bank Plc (Heritage)	Amuzu Health Centre	1200352027	1,870,574.00	1,870,574.00
6	Enterprise Bank Plc (Heritage)	Drug Revolving Fund	1400032051	24,428,292.00	24,428,292.00
7	Enterprise Bank Plc (Heritage)	Enyiogugu Health Centre	1200352065	690,201.56	690,201.56
8	Enterprise Bank Plc (Heritage)	Ibeku Health Centre	1200352041	995,356.55	995,356.55
9	Enterprise Bank Plc (Heritage)	Imo Entraco	1200969423	8.82	8.82
10	Enterprise Bank Plc (Heritage)	Infant Welfare Clinic	1200352058	298,368.76	298,368.76
11	Enterprise Bank Plc (Heritage)	Mbutu Health Centre	1200352010	271,604.83	271,604.83
12	Enterprise Bank Plc (Heritage)	Nguru Nweke Health Centre	1200352096	8,268.28	8,268.28
13	Enterprise Bank Plc (Heritage)	Nkwogwu Health Centre	1200352034	169,326.92	169,326.92
14	Enterprise Bank Plc (Heritage)	Umuhu Health Centre	1200352072	17,605.06	17,605.06
15	Enterprise Bank Plc (Heritage)	Uvuru Health Centre	1200352144	14,880.68	14,880.68
16	Enterprise Bank Plc (Heritage)	IMO STATE SPECIAL REVENUE	1200348125	4,296.72	4,296.72
17	Enterprise Bank Plc (Heritage)	IMO STATE WBPBU	1200351965	2,637.66	2,637.66
18	Enterprise Bank Plc (Heritage)	GENERAL HOSPITAL ABOH MBAISE	1200352216	4,215.61	4,215.61
19	Enterprise Bank Plc (Heritage)	IMO STATE TRANSPORT COMPANY	1200352924	190,855.05	190,855.05
20	Enterprise Bank Plc (Heritage)	IMO FOUNDATION	1200969430	9,034.99	9,034.99
21	Enterprise Bank Plc (Heritage)	IMO COLLEGE OF ADVANCED PROF	1201017864	100	100
22	Enterprise Bank Plc (Heritage)	IMO STATE CO-OPERATIVE COLLEGE	1400013274	189.02	189.02
23	Enterprise Bank Plc (Heritage)	IMO TRANSPORT COMPANY LIMITED	1400032044	118,573.25	118,573.25
24	Enterprise Bank Plc (Heritage)	MINISTRY OF INFORMATION AND STRATEGY	1400032068	4,964.63	4,964.63
25	Enterprise Bank Plc (Heritage)	IMO ENTRACO	1400013281	45.65	45.65
26	Enterprise Bank Plc (Heritage)	CONSUMER PROTECTION COUNCIL	1400013315	7,317.98	7,317.98
27	Enterprise Bank Plc (Heritage)	CONSUMER PROTECTION COUNCIL	1400013322	69.48	69.48
		Sub-total c/f		42,793,754.25	42,793,754.25


Imo State Government of Nigeria
Report of the Accountant General and Financial Statements for the year ended 31st December, 2019
28b SCHEDULE OF DORMANT ACCOUNT BALANCES CONT'D

	SUB-TOTAL B/F			42,793,754.25	42,793,754.25
28	Enterprise Bank Plc (Heritag	MINISTRY OF YOUTHS AND SPORTS	1400032075	31,173.51	31,173.51
29	Enterprise Bank Plc (Heritag	IMO ENTRACO - RUPIAC PROJECT	1400035526	6,900.00	6,900.00
30	Enterprise Bank Plc (Heritag	IMO STATE POLYTECHNIC UMUAGWO	1200350607	25,478.96	25,478.96
31	Enterprise Bank Plc (Heritag	IMO STATE LIBRARY BOARD	1400013353	394.69	394.69
32	Enterprise Bank Plc (Heritag	BENEFITS OF RETIRED PRIMARY	1400032082	166.04	166.04
33	Enterprise Bank Plc (Heritag	IMO STATE GOVERNMENT	1400032099	6,640,239.00	6,640,239.00
34	Enterprise Bank Plc (Heritag	DISASTER RELIEF MANAGEMENT	1400037795	5,269,349.00	5,269,349.00
35	Enterprise Bank Plc (Heritag	OHAIIEGBEMA LGA	1200346853	9,892.20	9,892.20
36	Enterprise Bank Plc (Heritag	IMO WOMEN PROJECT ACCOUNT	1200348448	77.79	77.79
37	Enterprise Bank Plc (Heritag	IMO STATE MONIT. COMT. MDCN	1200350212	3,981.10	3,981.10
38	Enterprise Bank Plc (Heritag	MINISTRY OF WORKS, HOUSING &	1200351697	1,767,094.00	1,767,094.00
39	Enterprise Bank Plc (Heritag	COMMUNITY HEALTH AND DEVELOPMENT	1200348204	9,637.97	9,637.97
40	Enterprise Bank Plc (Heritag	LOCAL GOVERNMENT SERVICE COMMISSIO	1200349218	47,355.00	47,355.00
41	Enterprise Bank Plc (Heritag	UMUNAJI ONICHA UBOMA FUG [III]	1200351996	6,846.63	6,846.63
42	Enterprise Bank Plc (Heritag	OWERRI NORTH CENTAL FCA	1200352591	12,184.14	12,184.14
43	Enterprise Bank Plc (Heritag	UVURU HEALTH CENTRE	1200352003	3,321,675.00	3,321,675.00
44	FCMB Plc	13% Oil Derivation Fund Joint Alloc.	2035212019	4,807,839.48	4,807,839.48
45	FCMB Plc	Imo State Share of 13% ODF A/C	2112124015	2,809,952.07	2,809,952.07
46	FCMB Plc	IMSG [IGR]	236455013	55,935,521.94	55,935,521.94
47	FCMB Plc	IMSG Security A/C	669567011	1,636,888.69	1,636,888.69
48	FCMB Plc	IMSG Sundry Account	732636026	84,933.46	84,933.46
49	FCMB Plc	IMSG SURE-P A/C	3759569652	355,183,976.66	355,183,976.66
50	FCMB Plc	STO Account	1244352019	14,780,433.78	14,780,433.78
51	First Bank Plc	IMSG IGR [Current Ale]	2005152070	4,850,848.22	4,850,848.22
52	GT Bank Plc	GLRA/Imo State TBI Project	43255037	742.33	742.33
53	GT Bank Plc	Imo Concorde Hotel	52919746	25,238.58	25,238.58
54	GT Bank Plc	Imo Concorde Hotel - OPS ACC	52919777	4,158,917.57	4,158,917.57
		Sub-total c/f		504,221,492.06	504,221,492.06


Imo State Government of Nigeria
Report of the Accountant General and Financial Statements for the year ended 31st December, 2019
28b SCHEDULE OF DORMANT ACCOUNT BALANCES CONT'D

	SUB TOTAL B/F			504,221,492.06	504,221,492.06
55	GT Bank Plc	Imo Jud. High Court Book Launch	163652334	8,920.75	8,920.75
56	GT Bank Plc	Imo Marketing Company Ltd	43361778	5,282.63	5,282.63
57	GT Bank Plc	Imo State Priv. And Inv. Bureau	43429078	5,419.51	5,419.51
58	GT Bank Plc	Imo State Universal Basic Educ Acc	43574909	3,960.00	3,960.00
59	GT Bank Plc	IMSG Internal Revenue Account [IRA]	43472414	3,235,223.16	3,235,223.16
60	GT Bank Plc	IMSG-Tsunami Disaster Relief	43361383	2,663,487.19	2,663,487.19
61	GT Bank Plc	Office of the Head of Service	43298830	35,086.69	35,086.69
62	Keystone Bank Plc	IMSG Dedicated Project Account	1002823895	55,616.83	55,616.83
63	Keystone Bank Plc	Rev.A/C	1002823888	516,897.29	516,897.29
64	UBA Plc	Bond Proceeds A/C	1013809734	2,623,387.64	2,623,387.64
65	UBA Plc	Dedicated Salary Account	1016239910	1,313,563.97	1,313,563.97
66	UBA Plc	Excess Crude Account	1013960619	94,053.61	94,053.61
67	UBA Plc	IMSG JAAC EXCROW ACCOUNT 2	1008362613	80,721,417.87	80,721,417.87
68	UBA Plc	IMSG Special Project A/C	1010583635	19,145.24	19,145.24
69	UBA Plc	Operational Ajc	1015705232	1,345,357.65	1,345,357.65
70	UBA Plc	Operational A/C II	1015708116	2,612,882.00	2,612,882.00
71	UBA Plc	Security Account	1018182656	6,832,878.33	6,832,878.33
72	UBA Plc	Sundry A/C	1014179117	53,391.77	53,391.77
73	UBA Plc	IMSG FAAC A/C	1007331120	3,707.89	3,707.89
74	Union Bank Plc	13% ODF Account	41530585	27,707,655.63	27,707,655.63
75	Union Bank Plc	IMSG E-Revenue A/C	29095895	31,309,284.56	31,309,284.56
76	Unity Bank Plc	IMO STATE REV. A/C MIN. OF HOUSING	20336723	39,736.01	39,736.01
77	Zenith Bank Plc	13% ODF A/C	1012758626	10,016,755.20	10,016,755.20
78	Zenith Bank Plc	IGR Cons. A/C	1012242914	10,624,732.15	10,624,732.15
79	Zenith Bank Plc	Imprest Account	1014019635	3,083,802.33	3,083,802.33
80	Zenith Bank Plc	IMSG IGR [Judiciary A/C]	1013105306	3,420,768.69	3,420,768.69
81	Zenith Bank Plc	IMSG Loan Project A/C	1012822633	9,708,192.43	9,708,192.43
82	Zenith Bank Plc	IMSG Monumental Proj. Consolidated	1013514171	68,169.59	68,169.59
83	Zenith Bank Plc	IMSG UTILITY A/C	1012246716	139,619.76	139,619.76
84	Zenith Bank Plc	Pension A/C	1012401087	21,272,726.72	21,272,726.72
85	Zenith Bank Plc	Proceed [Deposit] A/C	1012859286	67,836.74	67,836.74
86	Zenith Bank Plc	Project Account	1013245558	512,981,065.31	512,981,065.31
87	Zenith Bank Plc	Social Welfare A/C	1013051128	47,110,027.24	47,110,027.24
88	Zenith Bank Plc	TPO	1010815547	41,851.27	41,851.27
		TOTAL		1,283,963,395.71	1,283,963,395.71