



IMO STATE GOVERNMENT

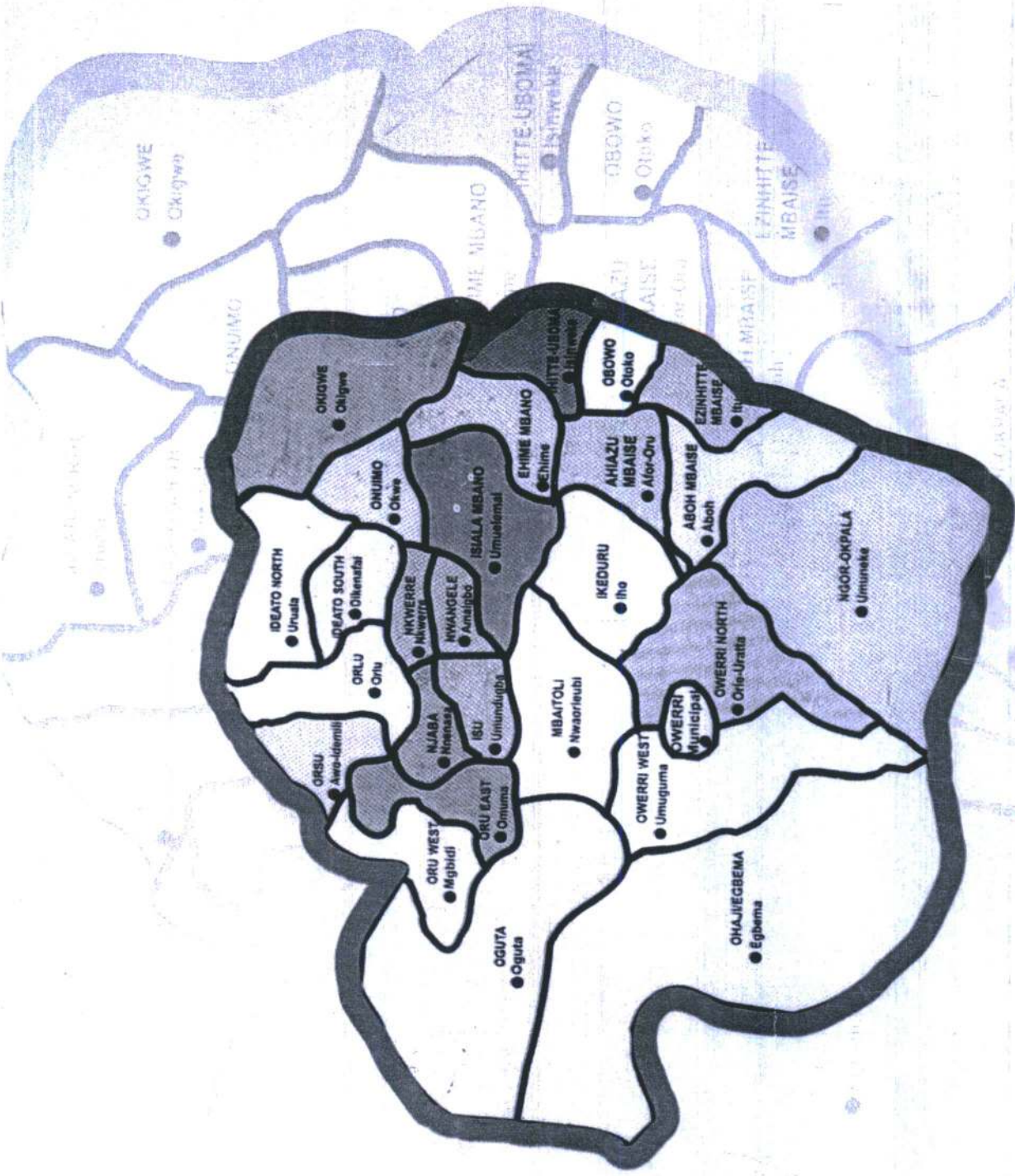
# REPORT

of the

**Accountant-General**

FINANCIAL STATEMENTS

2017





# IMO STATE GOVERNMENT CONTENTS

Detail	Page
Table of contents-----	1-3
Profile-----	4-6
Financial Highlights-----	7-17
Statement of Accounting Policies-----	18-19
Responsibility for Financial Statement-----	20
Auditor-General's Certificate -----	21
Statement No 1: Cash Flow Statement-----	22-24
Statement No 2: Statement of Assets and Liabilities-----	25
Statement No.3: Statement of Consolidated Revenue Fund -----	26-27
Statement No 4: Statement of Capital developed Revenue Fund -----	28
Note 1a- Government Share of FAAC 2017-----	29
Note 1b- Statutory Allocation Gross-----	30
Note1c- FAAC Special Allocation -----	31
Note 1d- FAAC Special allocation: Details-----	32
Note 2a-2b Schedule of Value Added Tax Allocation for 2017-----	33-34
Note 3- Schedule of share of Excess Crude Oil Account for 2017-----	35
Note 4a - Schedule of Personal Taxes for 2017-----	36-37
Note 4b- Monthly schedule of Personal Taxes for 2017 -----	38



Note 5a- Schedule of Licences for 2017-----	39-40
Note 5b- Monthly Schedule of Licences for 2017-----	41
Note 6a- Schedule of Fees General for 2017-----	42-43
Note 6b- Monthly Schedule of fees General for 2017-----	44
Note 7a - Schedule of Fines for 2017-----	45-46
Note 7b- Monthly Schedule of Fines for 2017-----	47
Note 8a- Schedule of Sales General for 2017-----	48-49
Note 8b- Monthly Schedule of Sales General for 2017-----	50
Note 9a -Schedule of Earnings for 2017-----	51-52
Note 9b- Monthly Schedule of Earnings for 2017-----	53
Note 10a- Schedule of Rent on Government Buildings for 2017-----	54-55
Note 10b- Monthly Schedule of Renton Government Buildings for 2017-----	56
Note 11a- Schedule of Repayment-General for 2017-----	57-58
Note 11b- Monthly Schedule of Repayment- General for 2017-----	59
Note 12a- Schedule of Investment Income for 2017-----	60-61
Note 12b- Monthly Schedule of Investment Income for 2017-----	62
Note 13a- Schedule of Interest Income for 2017-----	63-64
Note 13b- Monthly Schedule of Interest Income for 2017-----	65
Note 14a -Schedule of Re- imbursement for 2017-----	66-67
Note 14b- Monthly Schedule of Re- imbursement for 2017-----	68
Note 15a- Schedule of Personnel Cost-----	69-70
Note 15b- Monthly Schedule of Personnel Cost-----	71
Note 16 =- Schedule of State Government Pension & Gratuity Payment for 2017-----	72



Note 17a- Schedule of Overhead Charges to MDAs for 2017-----73-75

Note 17b- Summary of Monthly Overhead Charges according to MDAs -----76

Note 18a- Schedule of Consolidated Revenue Fund (CRF) Charges for 2017 -----77

Note 18b- Summary of Monthly Consolidated revenue Fund Charge according to MDAs-----78

Note 19- Schedule of Public Debit Charges for 2017-----79-80

Note 20a- 20p- schedule of Recurrent Grant & Subvention for 2017 -----81-89

Note 20q – Monthly Schedule of Grants & Subvention according to Supervising Ministry -----90

Note 21a – Schedule of Capital Expenditure for 2017 -----91

Note 21b – Purchase/Construction of Assets ----- 92

Note 22 – Summary of Project Financial Management Unit (PFMU) Transactions for 2017 -----93

Note 23- Schedule of other Capital Expenditure: Financial Instruments for 2017 -----94

Note 23a-23b- Schedule of Financial Market Instrument (Investments)

Quoted and Unquoted Companies-----95-96

Note 23c- Schedule of other Investment -----97

Note 24- Schedule of outstanding External Loans-----98-99

Note 25- Schedule of Repayment of External Loans-----100

Note 26- Summary of Internal Loans proceeds & Repayment -----101-102

Note 26b- Monthly Schedule of Internal Loans/Overdraft Repayment-----103-104

Note 27 – Schedule of other FAAC Allocation Deduction-----105-107

Note 28- Schedule of Cash & Bank Balance for 2017-----108-113

Note 28a-28b- Other Bank Balances-----114-119



HIS EXCELLENCY  
**ANAYO ROCHAS OKOROCHA**  
EXECUTIVE GOVERNOR, IMO STATE



HIS EXCELLENCY

**PRINCE EZEAKONOB I MADUMERE, MFR.**

DEPUTY GOVERNOR, IMO STATE



**BARR. OBINNA MBATA**  
COMMISSIONER OF FINANCE, IMO STATE



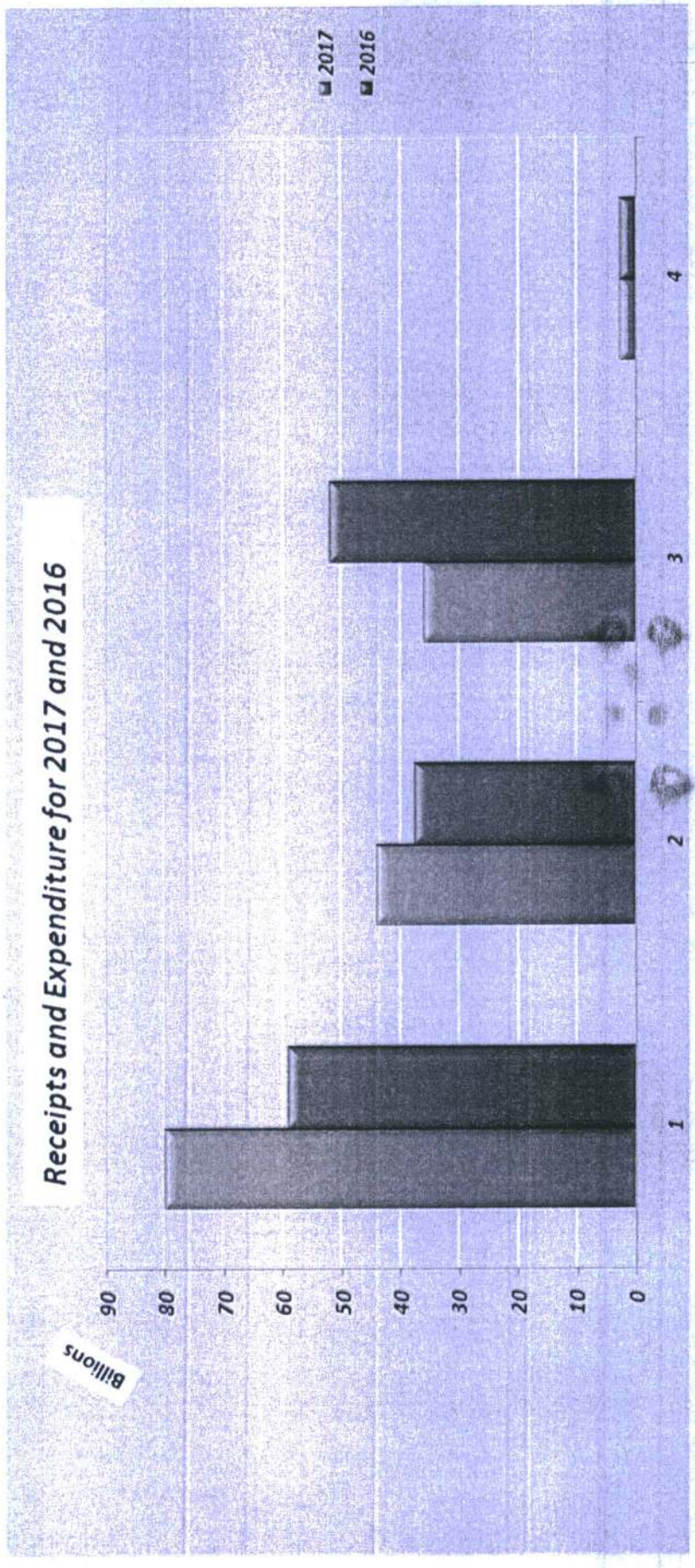


**MRS STELLA N. UDOGWU**  
PERMANENT SECRETARY/ACCOUNTANT GENERAL, IMO STATE





IMO STATE GOVERNMENT OF NIGERIA  
REPORT OF THE ACCOUNTANT-GENERAL AND FINANCIAL STATEMENTS  
FOR THE YEAR ENDED 31ST DECEMBER, 2017




- KEY**
- 1. Receipts
  - 2. Recurrent Expenditure
  - 3. Capital Expenditure
  - 4. Cash Balance



Imo State Government for the year ended 31st December 2017

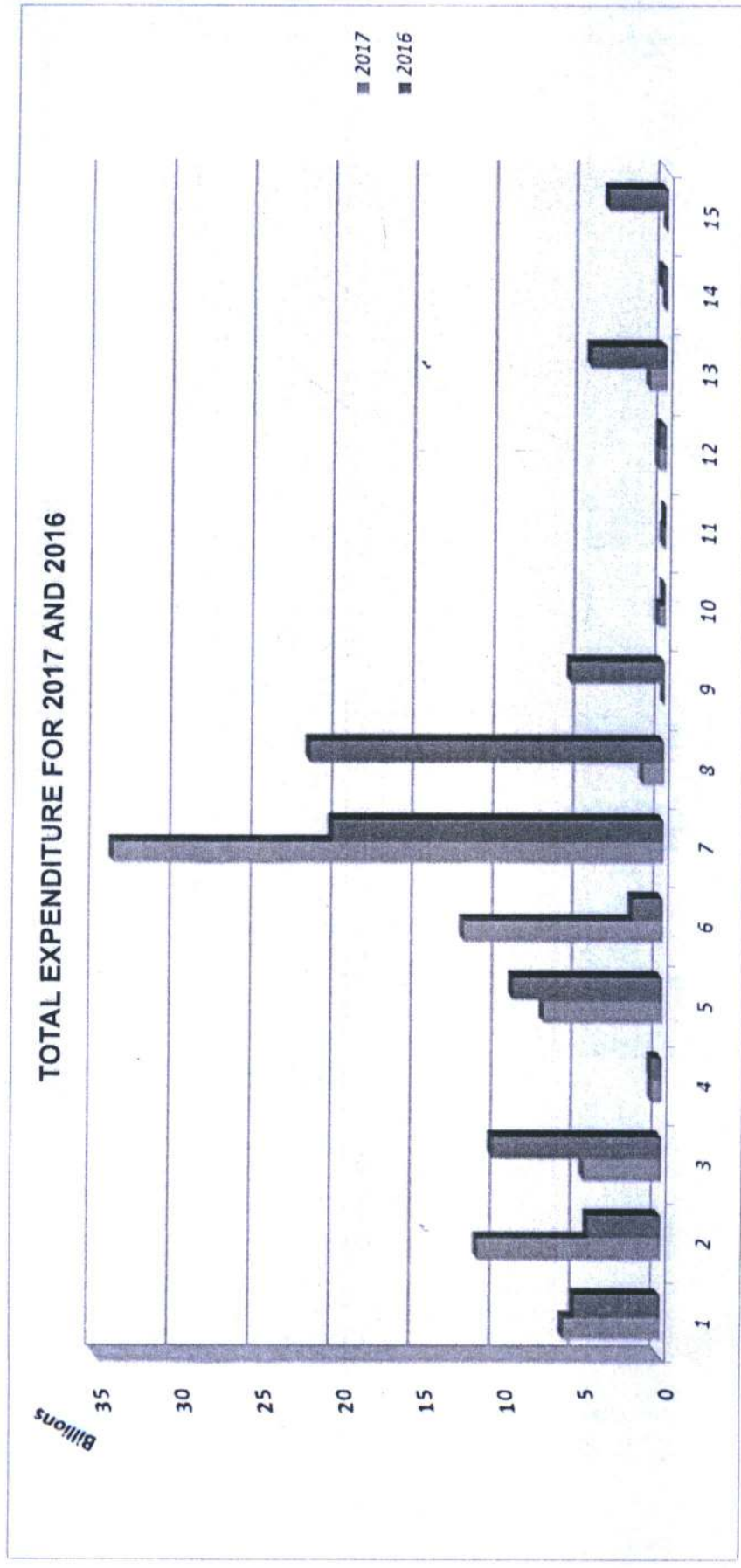
Various Receipts for 2017 and 2016

Billions



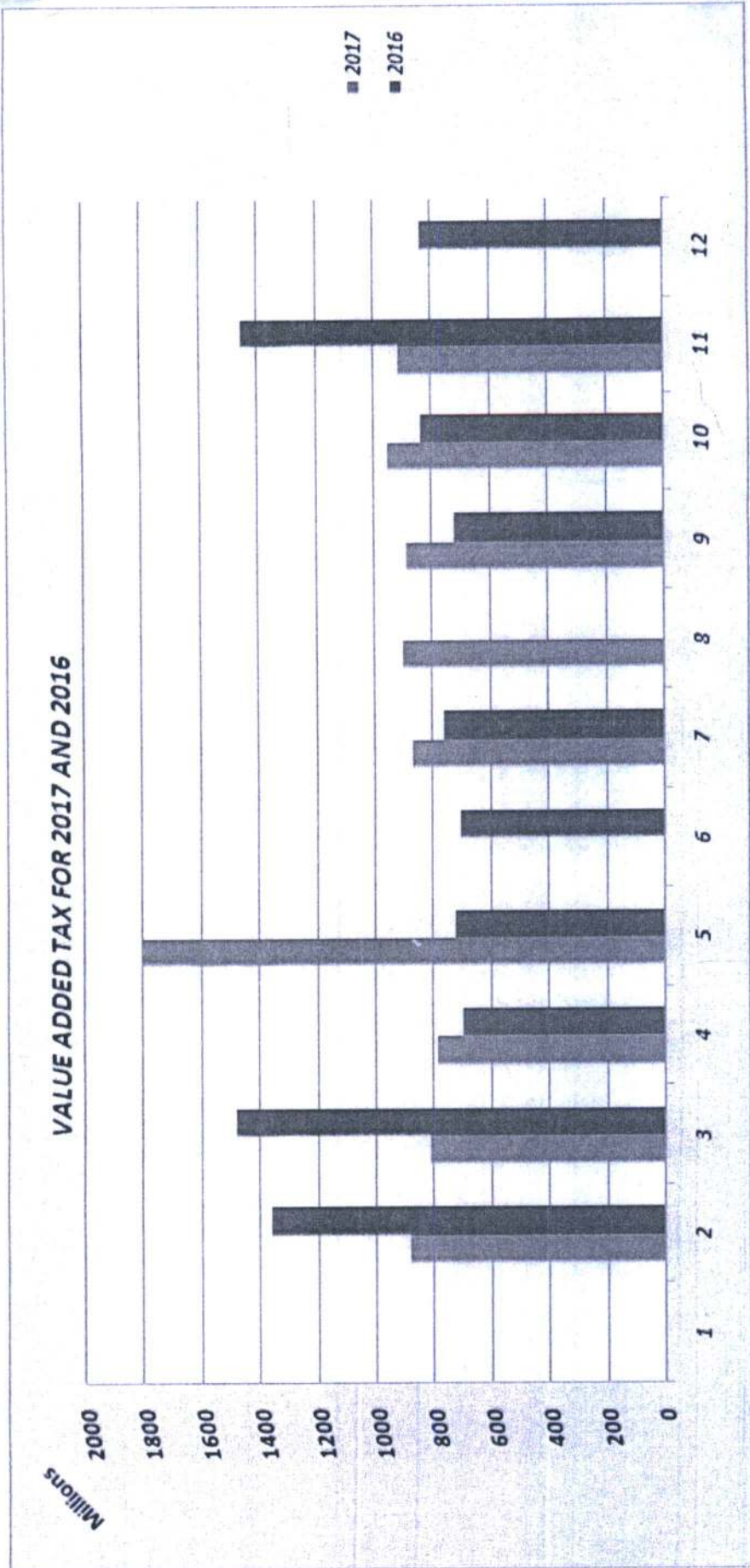
KEY

- 1. Statutory Allocations: FAAC
- 2. Value Added Tax Allocation
- 3. Share of Excess Crude oil Account
- 4. Personal Taxes
- 5. Licences
- 6. Fees General
- 7. Fines
- 8. Sales General
- 9. Earnings
- 10. Repayments-General
- 11. Investment Income
- 12. Interest Earned
- 13. Re-imbusement
- 14. Proceeds from Aid and Grants
- 15. Proceeds from External Loan



**KEY**


- 1. Personnel Costs ( Including Salaries on CRF Charges)
- 2. States Govt Pension & Gratuity Payment
- 3. Overhead Charges to MDAs
- 4. Other CRF Charges ( Incl. Service Wide Votes)
- 5. Public Debt Charges
- 6. Recurrent Grants & Subventions to MDAs
- 7. Capital Expenditure: Administrative Sector
- 8. Capital Expenditure: Economic Sector
- 9. Capital Expenditure: Law and Justice
- 10. Capital Expenditure: Social Service Sector
- 11. Capital Expenditure: Funded from Aid and Grants
- 12. Repayment of External Loans
- 13. Repayment of Internal Loan & Bonds
- 14. Deductions from Source: FAAC
- 15. Other Capital Payments: Financial Instruments



- KEY**
- 1. JANUARY
  - 2. FEBRUARY
  - 3. MARCH
  - 4. APRIL
  - 5. MAY
  - 6. JUNE
  - 7. JULY
  - 8. AUGUST
  - 9. SEPTEMBER
  - 10. OCTOBER
  - 11. NOVEMBER
  - 12. DECEMBER




STATUTORY ALLOCATION FOR 2017






OVERHEAD COST FOR THE YEAR 2017







OVERHEAD COSTS FOR 2017 AND 2016



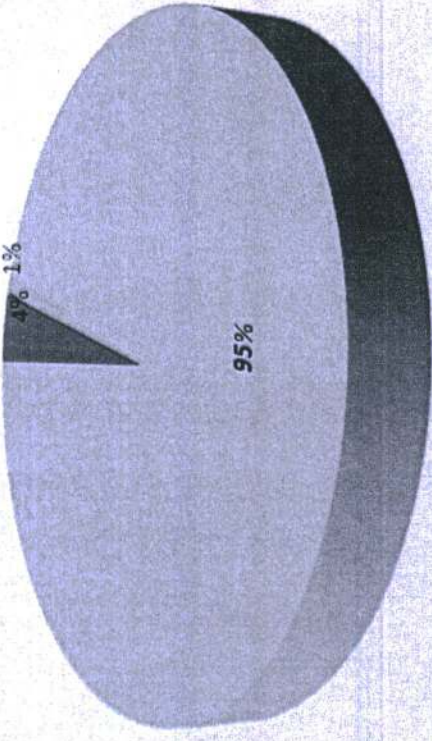
■ 2017  
 ■ 2016

KEY

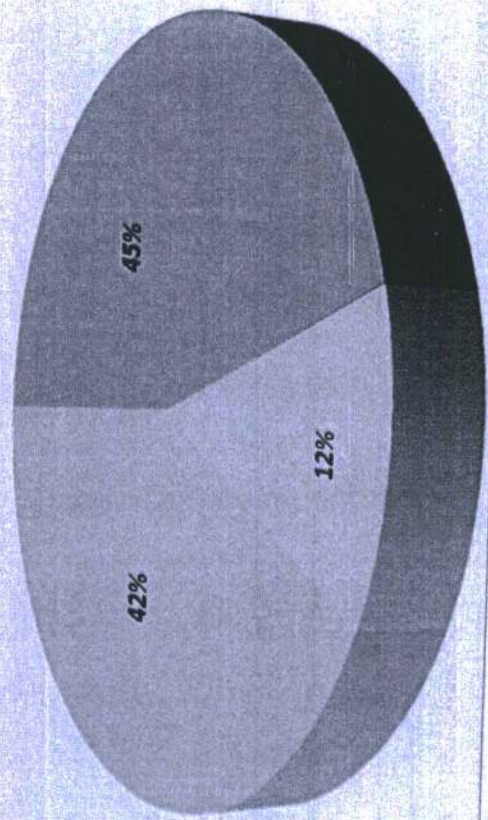
- 1. Education Services
- 2. Transport Services
- 3. Health Services
- 4. Mining and Petrochemical Services
- 5. Agricultural Services
- 6. Others of General Nature



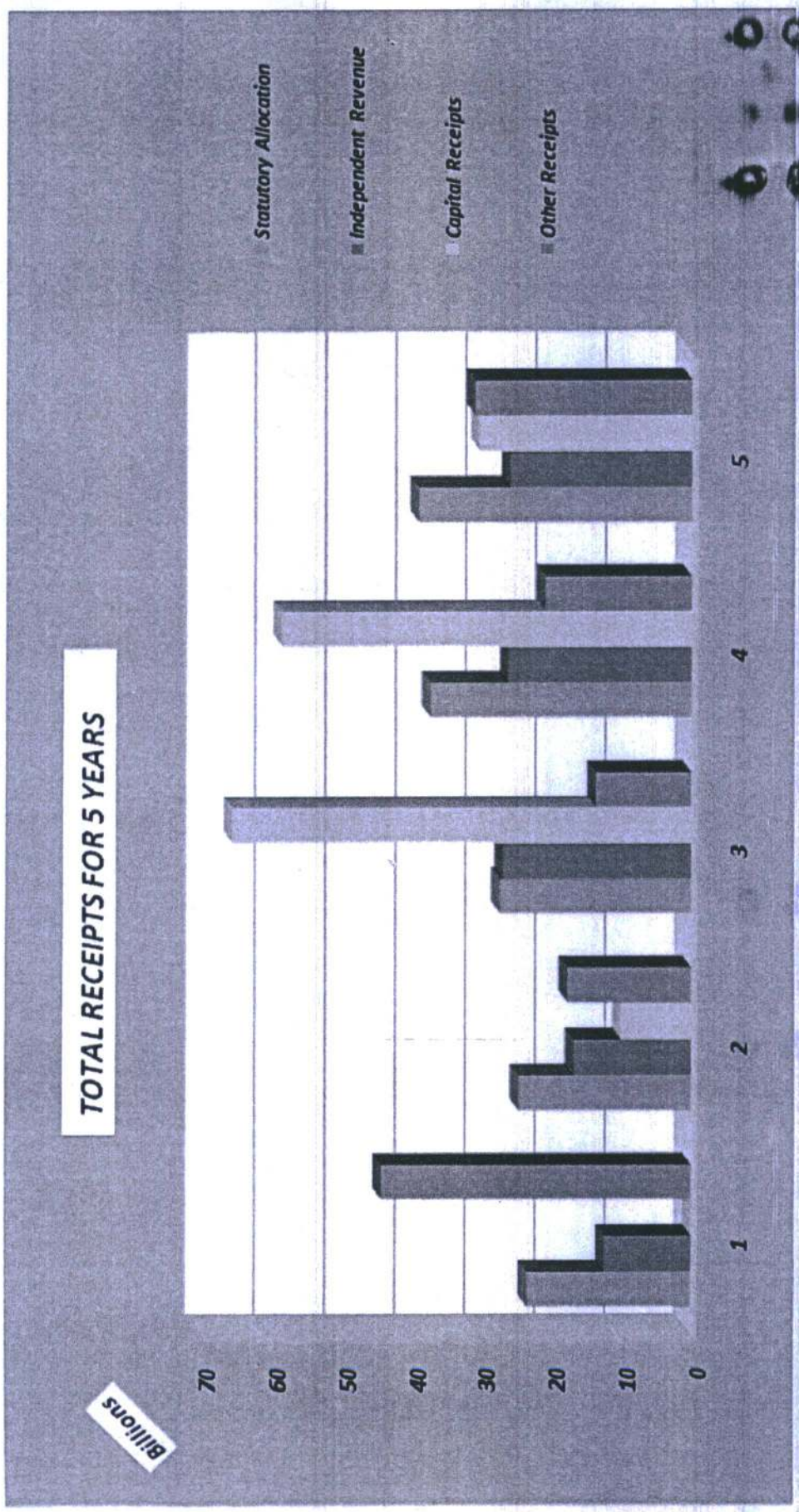
**PURCHASES/CONSTRUCTION OF ASSETS FOR 2017**



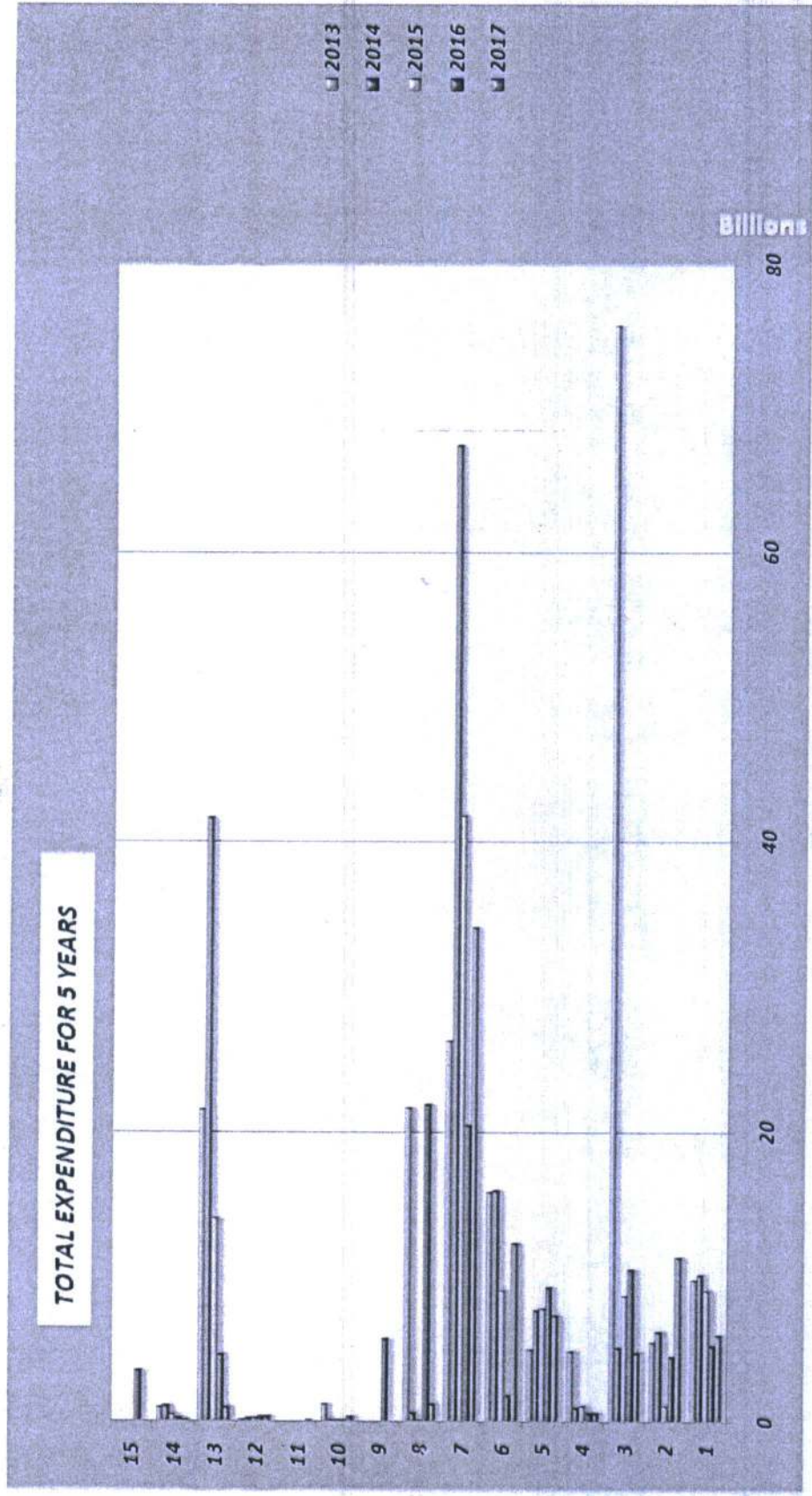
- Economic Sector
- Social Service Sector
- Law & Justice Sector
- Regional Sector
- Administration Sector



- Economic Sector
- Social Service Sector
- Law & Justice Sector
- Regional Sector
- Administration Sector



- KEY**
- 1. Statutory Allocations
  - 2. Independent Revenue
  - 3. Capital Receipts
  - 4. Others Receipts



- KEY**
1. Personnel Costs ( Including Salaries on CRF Charges)
  2. States Govt Pension & Gratuity Payment
  3. Overhead Charges to MDAs
  4. Other CRF Charges ( Incl. Service Wide Votes)
  5. Public Debt Charges
  6. Capital Expenditure: Funded from Aid and Grants
  7. Repayment of External Loans
  8. Recurrent Grants & Subventions to MDAs
  9. Capital Expenditure: Administrative Sector
  10. Capital Expenditure: Economic Sector
  11. Capital Expenditure: Law and Justice
  12. Capital Expenditure: Social Service Sector
  13. Repayment of Internal Loan & Bonds
  14. Deductions from Source: FAAC
  15. Other Capital Payments: Financial Instruments



**IMO STATE GOVERNMENT OF NIGERIA  
REPORT OF THE ACCOUNTANT-GENERAL AND FINANCIAL STATEMENTS  
FOR THE YEAR ENDED 31ST DECEMBER, 2017**

**STATEMENT OF ACCOUNTING POLICIES**

The following are the significant accounting policies adopted by the Government of Imo State Government of Nigeria in the preparation of her 2017 Financial Statements:

**1. BASIS OF ACCOUNTING**

The Financial Statements have been prepared under the historical cost convention, using IPSAS Cash basis of accounting. The cash basis of accounting recognizes transactions and events only when cash or cash equivalents are received or paid.

**2. ASSETS AND LIABILITIES**

Assets are stated at their net values while Liabilities are recognized in full.

**3. CASH AND CASH EQUIVALENTS**

Cash and cash equivalents comprise of current account balances, and placements denominated in Naira and held with commercial banks in Nigeria. Cash equivalents are short term, highly liquid investments which are readily convertible to cash and so near its maturity dates as to present insignificant risks of changes in value.

**4. INVESTMENTS**

The State Government Shares held under the Ministry of Finance Incorporated (MOFI) are stated at the par values as at December 2017.



**5 CONSOLIDATED REVENUE FUND**

Consolidated Revenue Fund represents the aggregated balance of the revenue and expenditure account after all the recurrent revenue an expenditure for the year have been recognized.

**6 CAPITAL DEVELOPMENT FUND**

Capital Development Fund represents the aggregated balance after the capital receipts and expenditure for the year have been recognized. It also includes annual transfers from the Consolidated Revenue Fund in line with the amount provided in the annual budget of the State.

**7 STATUTORY ALLOCATION**

Statutory allocation is made up of revenue collected on a monthly basis which represents the State's share of the Federation account. The State's share in Federation account, excess crude receipts and refund from Paris club are all included in gross statutory allocation in the Financial Statements. Statutory allocations are recognized in the Financial Statements when received.

**8 RECURRENT REVENUE AND EXPENDITURE**

Recurrent revenue are revenue generated by the State from Taxes, Licenses, Fees, Fines, Sales, Earnings, Rent of government Properties including Land and Buildings, Income from Investments including Dividends, Interests and other incidental revenue. They are recognized in the financial statements when received. Recurrent expenditures are expenditure on Personnel, Pension and Gratuities, Salaries of statutory office holders, other Overheads and Public Debt Charges. They are recognized in the Financial Statements of the State when payments are made.

**9 CAPITAL COSTS**

Capital costs are recognized in their year of occurrence only.

**10 FOREIGN CURRENCY**

Transactions in foreign currencies are stated at their naira value at the exchange rate of N305/\$1 as at 31<sup>st</sup> December, 2017.



venue

been  
annual

count.  
tutory

ment  
venue.  
on and  
financial

## RESPONSIBILITY FOR FINANCIAL STATEMENTS

These Financial Statements have been prepared in accordance with the provisions of the Finance (Control and Management) Act Cap 144LFN 1990. The Financial Statements are in compliance with Generally Accepted Accounting Practice (GAAP) and are presented in new format of General Purpose Financial Statement (GPFS) using International Public Sector Accounting Standard (IPSAS Cash).

To fulfill accounting and reporting responsibilities, the Accountant-General is responsible for establishing and maintaining an adequate system of internal controls designated to provide reasonable assurance that the transactions recorded are within statutory authority as well as properly recording the use of all public financial resources by the Government. Responsibility for the integrity and objectivity of the Financial Statements rests entirely with the Government and to the best of my knowledge; the system of internal control has been operated adequately throughout the reporting period. Therefore, these Financial Statements reflect the financial position of Imo State Government of Nigeria as at 31<sup>st</sup> December, 2017 and its operations for the year ended on that date.

I accept responsibility for the integrity of these Financial Statements, the information they contain and their compliance with the Finance (Control and Management) Act Cap 144LFN 1990.

In my opinion, these Financial Statements fairly reflect the financial position of the Imo State Government as at 31<sup>st</sup> December, 2017 and its operations for the year ended on that date.

.....

**Stella N. Udogwu**  
Permanent Secretary/Accountant-General  
Imo State.



### AUDITOR-GENERAL'S CERTIFICATE

The Accountant-General is responsible for the preparation of the Financial Statements of the State Government for each Financial year in compliance with the provisions of the Constitution of the Federal Republic of Nigeria 1999 and Finance (Control and Management) Act of 1958 as Amended.

In preparing the account the Accountant-General is expected to select suitable accounting policies and apply them consistently. The Accounts should be prepared on the going concern basis. The Accountant-General is also responsible for ensuring the proper books of Accounts are kept and that Internal Control procedures are maintained in order to safeguard the assets, detect and prevent fraud and other irregularities.

In compliance with section 125(2) of the 1999 constitution of the Federal Republic of Nigeria as amended. It is my responsibility as Auditor-General to form and express an independent opinion, based on my audit, on the Financial Statements prepared by the Accountant-General.

#### BASIS OF OPINION

The Audit was conducted in accordance with International Standard on Auditing and generally accepted Public Sector and auditing standards. These standards required that I comply with ethical requirements, plan and perform the audit to obtain reasonable assurance that the Financial Statements are free from material misstatements whether due to fraud or error. I also evaluate the overall adequacy of the presentation of information in the General Purpose Financial Statements (GPFS) which was prepared in accordance with IPSAS (International Public Sector Accounting Standards). In the course of the Audit, I have obtained all information and explanation that to the best of my knowledge and belief were necessary for the purpose of the audit and I believe that the audit evidence obtained is sufficient and appropriate to provide a basis for my independent opinion.

#### OPINION

In my opinion, the Financial Statements, which are in agreement with the books and returns, give a true and fair view of the Financial position of the Government of Imo State for the period ended 31<sup>st</sup> December, 2017 (subject to the observations contained in my report for the period).

A.N. KAMALU (KSM) ACTI, FCNA  
Auditor-General  
Imo State.

Office of the State Auditor-General  
State Audit Headquarters  
P.M.B. 117, Owerri  
June, 2018.





STATEMENT NO. 1

CASHFLOW STATEMENT AS AT 31st DECEMBER 2017

	NOTES	2017 #	2016 #
<b>CashFlows from Operating Activities</b>			
<b>Receipts</b>			
Statutory Allocations:FAAC	1	56,449,499,776.68	30,292,373,052.98
Value Added Tax Allocation	2	8,800,798,276.02	9,587,347,108.99
Share of Excess Crude oil Account	3	2,256,026,529.38	2,135,339,115.40
Personal Taxes	4	6,263,292,803.22	5,504,923,083.86
Licences	5	106,819,776.00	114,805,795.00
Fees General	6	39,981,408.18	48,799,291.09
Fines	7	17,134,889.22	20,913,981.87
Sales General	8	52,090,429.80	53,516,701.70
Earnings	9	42,619,442.57	43,786,392.30
Repayments-General	11	1,906,500,000.00	2,546,679,637.16
Investment Income	12	956,700,000.00	1,277,948,286.85
Interest Earned	13	136,800,000.00	182,735,785.14
Re-imbusement	14	2,826,431,333.82	6,940,602,196.59
<b>Total Receipts</b>		<b>79,854,694,664.89</b>	<b>58,749,770,428.93</b>



	NOTES	2017 #	2016 #
<b>Payments:</b>			
Personnel Costs ( Including Salaries on CRF Charges)	15	6,007,967,501.36	5,319,524,340.20
States Govt Pension & Gratuity Payment	16	11,360,411,286.43	4,500,003,220.00
Overhead Charges to MDAs	17	4,780,101,377.95	10,462,895,735.41
Other CRF Charges ( Incl. Service Wide Votes)	18	612,129,390.35	632,332,511.74
Public Debt Charges	19	7,347,993,961.79	9,257,913,799.20
Recurrent Grants & Subventions to MDAs	20	12,343,476,290.38	1,858,482,822.88
Domestic Grants		-	-
Foreign Grants		-	-
Prior Year Adjustments		-	-
<b>Total Payments:</b>		<b>42,452,079,808.26</b>	<b>32,031,152,429.43</b>
<b>Net CashFlows from Operating Activities</b>		<b>37,402,614,856.64</b>	<b>26,718,617,999.50</b>
<b>CashFlows from Investment Activities:</b>			
<b>OutFlow:</b>			
Capital Expenditure:Administrative Sector	21	34,058,832,769.66	20,518,490,188.26
Capital Expenditure: Economic Sector	21	1,287,900,753.03	21,960,717,238.12
Capital Expenditure: Law and Justice	21	-	5,756,566,000.00
Capital Expenditure: Regional Development	21	-	-
Capital Expenditure: Social Service Sector	21	378,000,000.00	57,119,700.00
Capital Expenditure: Funded from Aid and Grants	22	105,557,780.95	-
Other Capital Payments: Financial Instruments	23	-	3,612,187,258.70
<b>Total OutFlow:</b>		<b>35,830,291,303.64</b>	<b>51,905,080,385.08</b>
<b>Net CashFlows from Investment Activities:</b>		<b>(35,830,291,303.64)</b>	<b>(51,905,080,385.08)</b>



	NOTES	2017 #	2016 #
<b>CashFlows from Financing Activities:</b>			
<b>InFlow:</b>			
Proceeds from Aid and Grants	22	4,892,188.26	-
Proceeds from External Loan	24	65,497,509.42	232,115,099.10
Proceeds from Domestic Loans	26	-	10,000,000,000.00
Other Capital Receipts		-	-
<b>Total InFlow:</b>		<b>70,389,697.68</b>	<b>10,232,115,099.10</b>
<b>OutFlow:</b>			
Repayment of External Loans	25	410,972,855.47	378,025,184.69
Repayment of Internal Loan & Bonds	26	1,007,841,814.20	4,651,941,685.98
Deductions from Source: FAAC	27	37,753,819.57	292,331,899.84
<b>Total OutFlow:</b>		<b>1,456,568,489.24</b>	<b>5,322,298,770.51</b>
<b>Net CashFlows from Financing Activities:</b>		<b>(1,386,178,791.56)</b>	<b>4,909,816,328.59</b>
<b>Movement in Other Cash Equivalent Accounts</b>			
(Increase)/ Decrease in Deposits		-	-
<b>Net Cash</b>		<b>186,144,761.43</b>	<b>(20,276,646,056.99)</b>
Cash & Its Equivalent Opening Balance		2,604,883,931.66	22,881,529,988.65
<b>Cash &amp; Its Equivalent Closing Balance</b>		<b>2,791,028,693.09</b>	<b>2,604,883,931.66</b>

The Accompanying Notes form part of this Statement



**STATEMENT NO. 2**

**STATEMENT OF ASSETS AND LIABILITIES AS AT 31st DECEMBER 2017**

	NOTES	2017	2016
<b>ASSETS</b>			
<b>Liquid Assets:</b>			
CRF Bank Balance	28	2,093,271,519.82	2,083,907,145.33
Cash Held by Ministries, Department And Agencies	28	697,757,173.27	520,976,786.33
<b>Sub-Total Liquid Assets:</b>		<b>2,791,028,693.10</b>	<b>2,604,883,931.66</b>
<b>Investments and Other Cash Assets:</b>			
State Government Investments	23	70,110,274,418.90	70,110,274,418.90
Imprest (MDA Remittances)		58,541,342.04	44,040,651.62
<b>Sub-Total Investments and Other Cash Assets:</b>		<b>70,168,815,760.94</b>	<b>70,154,315,070.52</b>
<b>Intangible Assets:</b>			
Liabilities over Assets		19,643,381,789.83	21,071,340,005.80
<b>Sub-Total Intangible Assets:</b>		<b>19,643,381,789.83</b>	<b>21,071,340,005.80</b>
<b>TOTAL ASSETS</b>		<b>92,603,226,243.87</b>	<b>93,830,539,007.98</b>
<b>LIABILITIES</b>			
<b>Fund Balances</b>			
Consolidated Revenue Fund		2,596,128,940.16	2,473,988,855.04
Capital Development Fund		194,899,752.93	130,895,076.61
<b>Sub-Total Fund Balances</b>		<b>2,791,028,693.09</b>	<b>2,604,883,931.65</b>
<b>External And Internal Loans:</b>			
External Loans	24	17,937,463,735.37	18,282,939,081.42
Internal Loans & Bonds	25	71,792,150,568.67	72,799,992,382.88
<b>Sub-Total External And Internal Loans:</b>		<b>89,729,614,304.04</b>	<b>91,082,931,464.30</b>
<b>Other Liabilities:</b>			
PFMU Development Fund	22	82,583,246.73	142,723,612.02
<b>Sub-Total Other Liabilities:</b>		<b>82,583,246.73</b>	<b>142,723,612.02</b>
<b>TOTAL LIABILITIES</b>		<b>92,603,226,243.86</b>	<b>93,830,539,007.98</b>

The Accompanying Notes form part of this Statement



STATEMENT NO. 3

STATEMENT OF CONSOLIDATED REVENUE FUND FOR THE YEAR ENDED 31st DECEMBER 2017

2016	NOTES	ACTUAL 2017	BUDGET 2017	VARIANCE
₦		₦	₦	₦
11,968,289,374.41		2,473,988,855.04	2,473,988,855.04	-
30,292,373,052.98	1	56,449,499,776.68	25,193,118,989.00	31,256,380,787.68
9,587,347,108.99	2	8,800,798,276.02	8,744,210,236.00	56,588,040.02
2,135,339,115.40	3	2,256,026,529.38	3,000,000.00	2,253,026,529.38
<b>42,015,059,277.37</b>		<b>67,506,324,582.08</b>	<b>33,940,329,225.00</b>	<b>33,565,995,357.08</b>
5,504,923,083.86	4	6,263,292,803.22	13,954,547,282.00	(7,691,254,478.78)
114,805,795.00	5	106,819,776.00	231,033,000.00	(124,213,224.00)
48,799,291.09	6	39,981,408.18	1,074,677,100.00	(1,034,695,691.82)
20,913,981.87	7	17,134,889.22	460,575,900.00	(443,441,010.78)
53,516,701.70	8	52,090,429.80	2,304,197,302.00	(2,252,106,872.20)
43,786,392.30	9	42,619,442.57	1,885,252,338.00	(1,842,632,895.43)
	10		2,100,000.00	(2,100,000.00)
2,546,679,637.16	11	1,906,500,000.00	5,000,000.00	1,901,500,000.00
1,277,948,286.85	12	956,700,000.00		956,700,000.00
182,735,785.14	13	136,800,000.00		136,800,000.00
6,940,602,196.59	14	2,826,431,333.82	1,000,000,000.00	(7,173,568,666.18)
<b>16,734,711,151.56</b>		<b>12,348,370,082.81</b>	<b>29,917,382,922.00</b>	<b>(17,569,012,839.19)</b>
<b>58,749,770,428.93</b>		<b>79,854,694,664.89</b>	<b>63,857,712,147.00</b>	<b>15,996,982,517.89</b>
<b>70,718,059,803.33</b>		<b>82,328,683,519.94</b>	<b>66,331,701,002.04</b>	<b>15,996,982,517.89</b>



2016	NOTES	ACTUAL 2017	BUDGET 2017	VARIANCE
#	#	#	#	#
<b>EXPENDITURE</b>				
5,319,524,340.20	15	6,007,967,501.36	11,155,000,655.00	5,147,033,153.64
4,500,003,220.00	16	11,360,411,286.43	-	(11,360,411,286.43)
10,462,895,735.41	17	4,780,101,377.95	12,417,048,859.00	7,636,947,481.05
632,332,511.74	18	612,129,390.35	18,396,821,085.00	17,784,691,694.65
9,257,913,799.20	19	7,347,993,961.79		
1,858,482,822.88	20	12,343,476,290.38	16,880,095,885.00	4,536,619,594.62
<b>32,031,152,429.43</b>		<b>42,452,079,808.26</b>	<b>58,848,966,484.00</b>	<b>16,396,886,675.74</b>
378,025,184.69	26	410,972,855.47	-	(410,972,855.47)
4,651,941,685.98	25	1,007,841,814.20	-	(1,007,841,814.20)
292,331,899.84	27	37,753,819.57	-	(37,753,819.57)
<b>5,322,298,770.51</b>		<b>1,456,568,489.24</b>	-	<b>(1,456,568,489.24)</b>
<b>37,353,451,199.94</b>		<b>43,908,648,297.50</b>	<b>58,848,966,484.00</b>	<b>14,940,318,186.50</b>
33,364,608,603.39		38,420,035,222.44	7,482,734,518.04	
30,890,619,748.35		35,823,906,282.28	-	(35,823,906,282.28)
<b>2,473,988,855.04</b>		<b>2,596,128,940.16</b>	<b>7,482,734,518.04</b>	



STATEMENT NO. 4

STATEMENT OF CAPITAL DEVELOPMENT FUND AS AT 31st DECEMBER 2017

2016	NOTES	ACTUAL 2017	FINAL BUDGET 2017	VARIANCE 2017
₦		₦	₦	₦
10,913,240,614.24	Opening Balance	130,895,076.61	130,895,076.61	
	REVENUE			
30,890,619,748.35	Transfer from Consolidated Revenue Fund	35,823,906,282.28	-	35,823,906,282.28
-	Proceeds from Aid and Grants: PFMU Receipts	4,892,188.26	323,316,000.00	(318,423,811.74)
232,115,099.10	Proceeds from External Loan / Development Partners	65,497,509.42	7,500,000,000.00	(7,434,502,490.58)
10,000,000,000.00	Proceeds from Domestic Loans	-	50,000,000,000.00	(50,000,000,000.00)
-	Proceeds from Development Partners	-	-	-
-	Proceeds from Loans - Development of Nat. Resources	-	-	-
-	Proceeds of Loans from Other Funds	-	-	-
-	Other Capital Receipts	-	16,715,116,129.00	(16,715,116,129.00)
<b>41,122,734,847.45</b>	<b>Total REVENUE</b>	<b>35,894,295,979.96</b>	<b>74,538,432,129.00</b>	<b>(38,644,136,149.04)</b>
<b>52,035,975,461.69</b>	<b>CAPITAL EXPENDITURE</b>	<b>36,025,191,056.57</b>	<b>74,569,327,205.61</b>	<b>(38,644,136,149.04)</b>
20,518,490,188.26	Capital Expenditure: Administrative Sector	34,058,832,769.66	6,852,450,000.00	(27,206,382,769.66)
21,960,717,238.12	Capital Expenditure: Economic Sector	1,287,900,753.03	44,652,500,000.00	43,364,599,246.97
5,756,566,000.00	Capital Expenditure: Law and Justice	-	3,255,000,000.00	3,255,000,000.00
-	Capital Expenditure: Regional Development	-	-	-
57,119,700.00	Capital expenditure: Social Service Sector	378,000,000.00	15,284,000,000.00	14,906,000,000.00
-	Capital Expenditure: Funded from AIG and Grants	105,557,780.95	138,000,000.00	32,442,219.05
3,612,187,258.70	Other Capital Payments: Financial Instruments	-	-	-
<b>51,905,080,385.08</b>	<b>Total CAPITAL EXPENDITURE</b>	<b>35,830,291,303.64</b>	<b>70,181,950,000.00</b>	<b>34,351,658,696.36</b>
-	Transfer To CRF	-	-	-
<b>130,895,076.61</b>	<b>Closing Balance</b>	<b>194,899,752.93</b>	<b>4,487,377,205.61</b>	<b>(4,292,477,452.68)</b>

**Note 1**  
**(a) GOVERNMENT SHARE OF FAAC 2017**

ACTUAL 2016 #	Description	ACTUAL 2017 #	BUDGET 2017 #	VARIANCE 2017 #
	<b>GOVERNMENT SHARE OF FAAC (STATUTORY REVENUE)</b>			
24,595,481,953.70	STATUTORY ALLOCATION	23,365,950,419.82	25,193,118,989.00	-1,827,168,569.18
5,696,891,099.28	SPECIAL ALLOCATIONS	33,083,549,356.86	19,704,507,112.00	13,379,042,244.86
<b>30,292,373,052.98</b>	<b>STATUTORY ALLOCATION</b>	<b>56,449,499,776.68</b>	<b>25,193,118,989.00</b>	<b>31,256,380,787.68</b>
	<b>TOTAL</b>	<b>56,449,499,776.68</b>	<b>25,193,118,989.00</b>	<b>31,256,380,787.68</b>





(b) STATUTORY ALLOCATION GROSS

ACTUAL 2016	MONTH	ACTUAL 2017	BUDGET 2017	VARIANCE 2017
₦		₦	₦	₦
-	JANUARY	-	2,099,426,582.42	2,099,426,582
3,992,226,551.34	FEBRUARY	1,470,806,254.01	2,099,426,582.42	628,620,328
3,680,769,467.90	MARCH	1,852,277,809.74	2,099,426,582.42	247,148,773
2,247,768,424.39	APRIL	1,635,189,708.74	2,099,426,582.42	464,236,874
2,137,947,110.97	MAY	3,629,002,484.23	2,099,426,582.42	(1,529,575,902)
1,569,111,139.56	JUNE	-	2,099,426,582.42	2,099,426,582
2,714,706,394.99	JULY	2,053,798,009.67	2,099,426,582.42	45,628,573
-	AUGUST	3,822,897,752.25	2,099,426,582.42	(1,723,471,170)
1,796,928,075.84	SEPTEMBER	2,523,422,830.52	2,099,426,582.42	(423,996,248)
2,076,439,881.94	OCTOBER	3,624,248,348.58	2,099,426,582.42	(1,524,821,766)
3,018,149,039.99	NOVEMBER	2,754,307,222.08	2,099,426,582.42	(654,880,640)
1,361,435,866.78	DECEMBER	-	2,099,426,582.42	2,099,426,582
<b>24,595,481,953.70</b>	<b>TOTAL</b>	<b>23,365,950,419.82</b>	<b>25,193,118,989.00</b>	<b>1,827,168,569.18</b>



( c )FAAC SPECIAL ALLOCATIONS

ACTUAL 2016	MONTH	13% Mineral Derivation	Exchange Rate Gain	Paris Club Refund	TOTAL 2017
₦		₦	₦	₦	₦
	JANUARY	-	-	2,251,925,667.19	2,251,925,667.19
833,712,336.38	FEBRUARY	119,419,390.45	604,013,004.37	2,251,925,667.19	2,975,358,062.01
353,659,816.88	MARCH	212,070,299.54	370,625,323.40	2,251,925,667.19	2,834,621,290.13
187,113,704.49	APRIL	358,284,409.44	333,670,577.08	2,251,925,667.19	2,943,880,653.71
198,267,471.27	MAY	595,665,793.42	839,568,614.59	2,251,925,667.19	3,687,160,075.20
202,062,917.95	JUNE	-	-	2,251,925,667.19	2,251,925,667.19
818,091,222.48	JULY	241,432,424.67	500,420,450.47	2,251,925,667.19	2,993,778,542.33
	AUGUST	398,642,400.33	139,537,057.60	2,251,925,667.19	2,790,105,125.12
980,165,852.52	SEPTEMBER	361,382,428.47	-	2,251,925,667.19	2,613,308,095.66
703,413,918.21	OCTOBER	257,895,842.10	-	2,251,925,667.19	2,509,821,509.29
809,548,419.57	NOVEMBER	343,613,487.30	384,199,847.37	2,251,925,667.19	2,979,739,001.86
610,855,439.53	DECEMBER	-	-	2,251,925,667.19	2,251,925,667.19
<b>5,696,891,099.28</b>	<b>TOTAL</b>	<b>2,888,406,475.72</b>	<b>3,172,034,874.88</b>	<b>27,023,108,006.26</b>	<b>33,083,549,356.86</b>

**(d) FAAC SPECIAL ALLOCATION: DETAILS**

ACTUAL 2016 #	PARTICULARS	ACTUAL 2017 #	BUDGET 2017 #	VARIANCE #
2,342,529,110.39	13% Mineral Derivation	2,888,406,475.72	3,000,227,749.00	111,821,273.28
-	Rural Electrification Refund	-	8,500,000,000.00	8,500,000,000.00
-	Ecological Fund/Refund	-	8,200,000,000.00	8,200,000,000.00
-	NNPC Refund	-	4,279,363.00	4,279,363.00
3,117,297,411.63	Exchange Rate Gain	3,172,034,874.88	-	(3,172,034,874.88)
215,388,459.16	NLNG	-	-	-
21,676,118.10	Excess Bank Charge Recovery	-	-	-
-	Paris Club Refund	27,023,108,006.26	-	(27,023,108,006.26)
<b>5,696,891,099.28</b>	<b>TOTAL</b>	<b>33,083,549,356.86</b>	<b>19,704,507,112.00</b>	<b>(13,379,042,244.86)</b>



**Note 2**  
**Schedule Of Value Added Tax Allocation For 2017**

**2(a) Summary**

ACTUAL 2016	Description	ACTUAL 2017	BUDGET 2017	VARIANCE 2017
₦ 9,587,347,108.99	GOVERNMENT SHARE OF VAT	₦ 8,800,798,276.02	₦ 8,744,210,236.00	56,588,040.00
9,587,347,108.99	GOVERNMENT SHARE OF VAT	8,800,798,276.02	8,744,210,236.00	56,588,040.00
	TOTAL	8,800,798,276.02	8,744,210,236.00	56,588,040.00



2(b) SCHEDULE OF VALUE ADDED TAX ALLOCATION

ACTUAL 2016	MONTH	ACTUAL 2017	BUDGET 2017	VARIANCE 2017
₦		₦	₦	₦
0.00	JANUARY	0.00	728,684,186.33	728,684,186
1,363,543,542.84	FEBRUARY	883,374,459.70	728,684,186.33	(154,690,273)
1,482,478,275.94	MARCH	811,235,206.45	728,684,186.33	(82,551,020)
696,066,668.56	APRIL	784,913,945.21	728,684,186.33	(56,229,759)
724,744,569.68	MAY	1,803,166,138.13	728,684,186.33	(1,074,481,952)
702,663,605.21	JUNE	0.00	728,684,186.33	728,684,186
757,380,101.96	JULY	867,632,300.46	728,684,186.33	(138,948,114)
0.00	AUGUST	899,156,366.41	728,684,186.33	(170,472,180)
723,057,220.02	SEPTEMBER	886,607,334.66	728,684,186.33	(157,923,148)
839,972,740.59	OCTOBER	950,722,943.03	728,684,186.33	(222,038,757)
1,459,295,511.15	NOVEMBER	913,989,581.97	728,684,186.33	(185,305,396)
838,144,873.04	DECEMBER	-	728,684,186.33	728,684,186
<b>9,587,347,108.99</b>	<b>TOTAL</b>	<b>8,800,798,276.02</b>	<b>8,744,210,236.00</b>	<b>(56,588,040)</b>

VARIANCE 2017  
₦  
588,040.02  
588,040.02  
588,040.02



**Note 3**  
**Schedule Of Share of Excess Crude oil Account For 2017**

ACTUAL 2016 #	Description	ACTUAL 2017 #	BUDGET 2017 #	VARIANCE 2017 #
	GOVERNMENT SHARE OF EXCESS CRUDE ACCOUNT			
2,135,339,115.40	EXCESS CRUDE	2,135,339,115.40	2,135,339,115.40	2,135,339,115.40
2,135,339,115.40	SHARE OF EXCESS CRUDE A/C	2,135,339,115.40	2,135,339,115.40	0.00
	TOTAL	2,135,339,115.40	2,135,339,115.40	2,484,821,634.22

ACTUAL 2016 #	MONTH	ACTUAL 2017 #	BUDGET 2017 #	VARIANCE 2017 #
-	JANUARY	-	250,000.00	250,000.00
-	FEBRUARY	845,492,536.97	250,000.00	(845,242,536.97)
-	MARCH	466,401,512.17	250,000.00	(466,151,512.17)
-	APRIL	477,178,813.45	250,000.00	(476,928,813.45)
-	MAY	357,061,595.45	250,000.00	(356,811,595.45)
-	JUNE	-	250,000.00	250,000.00
-	JULY	-	250,000.00	250,000.00
-	AUGUST	109,892,071.34	250,000.00	(109,642,071.34)
-	SEPTEMBER	-	250,000.00	250,000.00
246,207,725.15	OCTOBER	-	250,000.00	250,000.00
1,295,175,224.96	NOVEMBER	-	250,000.00	250,000.00
593,956,165.29	DECEMBER	-	250,000.00	250,000.00
2,135,339,115.40	TOTAL	2,256,026,529.38	3,000,000.00	-2,253,026,529.38



Note 4  
Schedule Of Personal Taxes For 2017

ACTUAL 2016	PERSONAL TAXES	ACTUAL 2017	BUDGET 2017	VARIANCE
₦	Description	₦	₦	₦
87,300.00	TAXES	67,421,788.00	150,215,000.00	-82,793,212.00
0.00	MINISTRY OF AGRICULTURE & ENVIRONMENT	0.00	0.00	0.00
0.00	MINISTRY OF COMMERCE AND INDUSTRY	448,835.26	1,000,000.00	-551,164.74
0.00	MINISTRY OF LANDS, SURVEY, HOUSING & URBAN DEV	1,122,088.14	2,500,000.00	-1,377,911.86
0.00	MINISTRY OF INFORMATION, TOURISM & PUBLIC UTILITIES	168,313,221.04	375,000,000.00	-206,686,778.96
0.00	MINISTRY OF WORKS AND TRANSPORT	237,305,932.43	528,715,000.00	-291,409,067.57
87,300.00	TOTAL ECONOMIC SECTOR	0.00	0.00	0.00
0.00	MINISTRY OF EDUCATION, SCIENCE AND TECHNOLOGY	4,623,003.14	8,000,000.00	-3,376,996.86
0.00	MINISTRY OF HEALTH, SOCIAL DEVELOPMENT & WOMEN AFFAIRS	0.00	2,300,000.00	-2,300,000.00
0.00	MINISTRY OF YOUTH, SPORTS AND PUBLIC SAFETY	4,623,003.14	10,300,000.00	-5,676,996.86
0.00	TOTAL SOCIAL SERVICE SECTOR			



ACTUAL 2016	TAXES	ACTUAL 2017	BUDGET 2017	VARIANCE
#	Description	#	#	#
0.00	OFFICE OF THE EXECUTIVE GOVERNOR	1,645,763,873.26	3,666,743,757.00	-2,020,979,883.74
0.00	OFFICE OF THE DEPUTY GOVERNOR	12,836,688.32	28,600,000.00	-15,763,311.68
0.00	MINISTRY OF LOCAL GOVERNMENT & RURAL DEVELOPMENT	12,268,193.59	27,333,400.00	-15,065,206.41
0.00	IMO STATE PLANNING & ECONOMIC DEVT COMM	0.00	0.00	0.00
0.00	OFFICE OF THE SECRETARY TO THE STATE GOVERNMENT	0.00	0.00	0.00
0.00	OFFICE OF THE HEAD OF SERVICE	0.00	0.00	0.00
0.00	MINISTRY OF FINANCE	11,220,881.40	25,000,000.00	-13,779,118.60
5,504,835,783.86	BOARD OF INTERNAL REVENUE	4,309,177,526.86	9,600,800,000.00	-5,291,622,473.14
0.00	MINISTRY OF JUSTICE	0.00	0.00	0.00
0.00	OFFICE OF THE AUDITOR GENERAL -STATE	0.00	0.00	0.00
0.00	OFFICE OF THE AUDITOR GENERAL -LOCAL GOVT	0.00	0.00	0.00
0.00	CIVIL SERVICE COMMISSION	0.00	0.00	0.00
0.00	JUDICIARY- HIGH COURT	0.00	0.00	0.00
0.00	JUDICIARY- CUSTOMARY COURT OF APPEAL	0.00	0.00	0.00
0.00	JUDICIAL SERVICE COMMISSION	448,835.26	1,000,000.00	-551,164.74
0.00	LOCAL GOVERNMENT SERVICE COMMISSION	1,122,088.14	2,500,000.00	-1,377,911.86
0.00	LEGISLATURE	14,148,016.63	31,521,625.00	-17,373,608.37
0.00	HOUSE OF ASSEMBLY SERVICE COMMISSION	239,453.61	533,500.00	-294,046.39
0.00	IMO STATE INDEPENDENT ELECTORAL COMMISSION	2,917,429.16	6,500,000.00	-3,582,570.84
0.00	MINISTRY OF COMMUNITY GOVT COUNCIL, CULTURE AND CHIEFTAINCY AFFAIRS	2,244,176.28	5,000,000.00	-2,755,823.72
0.00	MINISTRY OF INTERNAL RESOURCES & PENSIONS	8,976,705.12	20,000,000.00	-11,023,294.88
5,504,835,783.86	TOTAL GENERAL ADMINISTRATION	6,021,363,867.65	13,415,532,282.00	-7,394,168,414.35
5,504,923,083.86	GRAND TOTAL	6,263,292,803.22	13,954,547,282.00	-7,691,254,478.78





Note 4  
Monthly Schedule of Personal Taxes for 2017

S/N	DESCRIPTION	JAN	FEB	MAR	APR	MAY	JUN	JUL	AUG	SEP	OCT	NOV	DEC	ACTUAL 2017
1	Ministry of Agriculture & Environment	5,618,482.33	5,618,482.33	5,618,482.33	5,618,482.33	5,618,482.33	5,618,482.33	5,618,482.33	5,618,482.33	5,618,482.33	5,618,482.33	5,618,482.33	5,618,482.33	67,421,788
2	Ministry of Commerce and Industry	0.00	0.00	0.00	0.00	0.00	0.00	0.00	0.00	0.00	0.00	0.00	0.00	0
3	Ministry of Lands, Survey, Housing and Urban Dev.	37,402.94	37,402.94	37,402.94	37,402.94	37,402.94	37,402.94	37,402.94	37,402.94	37,402.94	37,402.94	37,402.94	37,402.94	448,835
4	Ministry of Information, Tourism and Public Utilities	93,507.35	93,507.35	93,507.35	93,507.35	93,507.35	93,507.35	93,507.35	93,507.35	93,507.35	93,507.35	93,507.35	93,507.35	1,122,088
5	Ministry of Works and Transport	14,026,101.75	14,026,101.75	14,026,101.75	14,026,101.75	14,026,101.75	14,026,101.75	14,026,101.75	14,026,101.75	14,026,101.75	14,026,101.75	14,026,101.75	14,026,101.75	168,313,221
	<b>Total Economic Sector</b>	<b>19,775,494.37</b>	<b>19,775,494.37</b>	<b>19,775,494.37</b>	<b>19,775,494.37</b>	<b>19,775,494.37</b>	<b>19,775,494.37</b>	<b>19,775,494.37</b>	<b>19,775,494.37</b>	<b>19,775,494.37</b>	<b>19,775,494.37</b>	<b>19,775,494.37</b>	<b>19,775,494.37</b>	<b>237,305,932</b>
6	Ministry of Education, Science and Technology	0.00	0.00	0.00	0.00	0.00	0.00	0.00	0.00	0.00	0.00	0.00	0.00	0
7	Ministry of Health, Social Development & Women Affairs	385,250.26	385,250.26	385,250.26	385,250.26	385,250.26	385,250.26	385,250.26	385,250.26	385,250.26	385,250.26	385,250.26	385,250.26	4,623,003
8	Ministry of Youth, Sports and Public Safety	0.00	0.00	0.00	0.00	0.00	0.00	0.00	0.00	0.00	0.00	0.00	0.00	0
	<b>Total Social Service Sector</b>	<b>385,250.26</b>	<b>385,250.26</b>	<b>385,250.26</b>	<b>385,250.26</b>	<b>385,250.26</b>	<b>385,250.26</b>	<b>385,250.26</b>	<b>385,250.26</b>	<b>385,250.26</b>	<b>385,250.26</b>	<b>385,250.26</b>	<b>385,250.26</b>	<b>4,623,003</b>
9	Office of the Executive Governor	137,146,989.44	137,146,989.44	137,146,989.44	137,146,989.44	137,146,989.44	137,146,989.44	137,146,989.44	137,146,989.44	137,146,989.44	137,146,989.44	137,146,989.44	137,146,989.44	1,645,763,873
10	Office of the Deputy Governor	1,069,724.03	1,069,724.03	1,069,724.03	1,069,724.03	1,069,724.03	1,069,724.03	1,069,724.03	1,069,724.03	1,069,724.03	1,069,724.03	1,069,724.03	1,069,724.03	12,836,688
11	Ministry of Local Government & Rural Development	1,022,349.47	1,022,349.47	1,022,349.47	1,022,349.47	1,022,349.47	1,022,349.47	1,022,349.47	1,022,349.47	1,022,349.47	1,022,349.47	1,022,349.47	1,022,349.47	12,268,194
12	Imo State Planning & Economic Devt. Comm.	0.00	0.00	0.00	0.00	0.00	0.00	0.00	0.00	0.00	0.00	0.00	0.00	0
13	Office of the Secretary to the State Government	0.00	0.00	0.00	0.00	0.00	0.00	0.00	0.00	0.00	0.00	0.00	0.00	0
14	Office of the Head of Service	0.00	0.00	0.00	0.00	0.00	0.00	0.00	0.00	0.00	0.00	0.00	0.00	0
15	Ministry of Finance	935,073.45	935,073.45	935,073.45	935,073.45	935,073.45	935,073.45	935,073.45	935,073.45	935,073.45	935,073.45	935,073.45	935,073.45	11,220,881
16	Board of Internal Revenue	359,098,127.24	359,098,127.24	359,098,127.24	359,098,127.24	359,098,127.24	359,098,127.24	359,098,127.24	359,098,127.24	359,098,127.24	359,098,127.24	359,098,127.24	359,098,127.24	4,309,177,527
17	Ministry of Justice	0.00	0.00	0.00	0.00	0.00	0.00	0.00	0.00	0.00	0.00	0.00	0.00	0
18	Office of the Auditor General - State	0.00	0.00	0.00	0.00	0.00	0.00	0.00	0.00	0.00	0.00	0.00	0.00	0
19	Office of the Auditor General - Local Govt	0.00	0.00	0.00	0.00	0.00	0.00	0.00	0.00	0.00	0.00	0.00	0.00	0
20	Civil Service Commission	0.00	0.00	0.00	0.00	0.00	0.00	0.00	0.00	0.00	0.00	0.00	0.00	0
21	Judiciary - High Court	0.00	0.00	0.00	0.00	0.00	0.00	0.00	0.00	0.00	0.00	0.00	0.00	0
22	Judiciary - Customary Court of Appeal	0.00	0.00	0.00	0.00	0.00	0.00	0.00	0.00	0.00	0.00	0.00	0.00	0
23	Judiciary - Service Commission	37,402.94	37,402.94	37,402.94	37,402.94	37,402.94	37,402.94	37,402.94	37,402.94	37,402.94	37,402.94	37,402.94	37,402.94	448,835
24	Local Government Service Commission	93,507.35	93,507.35	93,507.35	93,507.35	93,507.35	93,507.35	93,507.35	93,507.35	93,507.35	93,507.35	93,507.35	93,507.35	1,122,088
25	Legislature	1,179,001.39	1,179,001.39	1,179,001.39	1,179,001.39	1,179,001.39	1,179,001.39	1,179,001.39	1,179,001.39	1,179,001.39	1,179,001.39	1,179,001.39	1,179,001.39	14,148,017
26	House of Assembly Service Commission	19,954.47	19,954.47	19,954.47	19,954.47	19,954.47	19,954.47	19,954.47	19,954.47	19,954.47	19,954.47	19,954.47	19,954.47	239,454
27	Imo State Independent Electoral Commission	243,119.10	243,119.10	243,119.10	243,119.10	243,119.10	243,119.10	243,119.10	243,119.10	243,119.10	243,119.10	243,119.10	243,119.10	2,917,429
28	Ministry of Community Govt. Council, Culture and Chieftaincy Affairs	187,014.69	187,014.69	187,014.69	187,014.69	187,014.69	187,014.69	187,014.69	187,014.69	187,014.69	187,014.69	187,014.69	187,014.69	2,244,176
29	Ministry of Internal Resources & Pensions	748,058.76	748,058.76	748,058.76	748,058.76	748,058.76	748,058.76	748,058.76	748,058.76	748,058.76	748,058.76	748,058.76	748,058.76	8,976,705
	<b>Total General Administration</b>	<b>501,780,322.33</b>	<b>501,780,322.33</b>	<b>501,780,322.33</b>	<b>501,780,322.33</b>	<b>501,780,322.33</b>	<b>501,780,322.33</b>	<b>501,780,322.33</b>	<b>501,780,322.33</b>	<b>501,780,322.33</b>	<b>501,780,322.33</b>	<b>501,780,322.33</b>	<b>501,780,322.33</b>	<b>6,021,363,968</b>
	<b>Grand Total</b>	<b>521,941,066.96</b>	<b>521,941,066.96</b>	<b>521,941,066.96</b>	<b>521,941,066.96</b>	<b>521,941,066.96</b>	<b>521,941,066.96</b>	<b>521,941,066.96</b>	<b>521,941,066.96</b>	<b>521,941,066.96</b>	<b>521,941,066.96</b>	<b>521,941,066.96</b>	<b>521,941,066.96</b>	<b>6,283,292,804</b>

VARIANCE	₦
3,883.74	
3,311.68	
5,206.41	
0.00	
0.00	
0.00	
9,118.60	
2,473.14	
0.00	
0.00	
1,164.74	
7,911.86	
3,608.37	
4,046.39	
2,570.84	
5,823.72	
3,294.88	
8,414.35	
4,478.78	



**Note 5**  
**Schedule Of Licences For 2017**  
**LICENCES**

ACTUAL 2016	LICENCES	ACTUAL 2017	BUDGET 2017	VARI/
₦	Description	₦	₦	
18,000.00	MINISTRY OF AGRICULTURE & ENVIRONMENT	238,113.97	515,000.00	-276,88
0.00	MINISTRY OF COMMERCE AND INDUSTRY	0.00	0.00	
0.00	MINISTRY OF LANDS, SURVEY, HOUSING & URBAN DEV	0.00	0.00	
0.00	MINISTRY OF INFORMATION, TOURISM & PUBLIC UTILITIES	10,226,417.03	22,118,000.00	-11,891,58
0.00	MINISTRY OF WORKS AND TRANSPORT	924,714.44	2,000,000.00	-1,075,28
<b>18,000.00</b>	<b>TOTAL ECONOMIC SECTOR</b>	<b>11,389,245.44</b>	<b>24,633,000.00</b>	<b>-13,243,7</b>
0.00	MINISTRY OF EDUCATION, SCIENCE AND TECHNOLOGY	0.00	0.00	
0.00	MINISTRY OF HEALTH, SOCIAL DEVELOPMENT & WOMEN AFFAIRS	0.00	0.00	
0.00	MINISTRY OF YOUTH, SPORTS AND PUBLIC SAFETY	0.00	0.00	
<b>0.00</b>	<b>TOTAL SOCIAL SERVICE SECTOR</b>	<b>0.00</b>	<b>0.00</b>	



Imo State Government for the year ended 31st December 2017

ACTUAL 2016	LICENCES	ACTUAL 2017	BUDGET 2017	VARIANCE
#	Description	#	#	#
0.00	OFFICE OF THE EXECUTIVE GOVERNOR	0.00	0.00	0.00
0.00	OFFICE OF THE DEPUTY GOVERNOR	0.00	0.00	0.00
0.00	MINISTRY OF LOCAL GOVERNMENT & RURAL DEVELOPMENT	0.00	0.00	0.00
0.00	IMO STATE PLANNING & ECONOMIC DEVT COMM	0.00	0.00	0.00
0.00	OFFICE OF THE SECRETARY TO THE STATE GOVERNMENT	0.00	0.00	0.00
0.00	OFFICE OF THE HEAD OF SERVICE	0.00	0.00	0.00
0.00	MINISTRY OF FINANCE	0.00	0.00	0.00
114,787,795.00	BOARD OF INTERNAL REVENUE	95,430,530.56	206,400,000.00	-110,969,469.44
0.00	MINISTRY OF JUSTICE	0.00	0.00	0.00
0.00	OFFICE OF THE AUDITOR GENERAL -STATE	0.00	0.00	0.00
0.00	OFFICE OF THE AUDITOR GENERAL -LOCAL GOVT	0.00	0.00	0.00
0.00	CIVIL SERVICE COMMISSION	0.00	0.00	0.00
0.00	JUDICIARY- HIGH COURT	0.00	0.00	0.00
0.00	JUDICIARY- CUSTOMARY COURT OF APPEAL	0.00	0.00	0.00
0.00	JUDICIAL SERVICE COMMISSION	0.00	0.00	0.00
0.00	LOCAL GOVERNMENT SERVICE COMMISSION	0.00	0.00	0.00
0.00	LEGISLATURE	0.00	0.00	0.00
0.00	HOUSE OF ASSEMBLY SERVICE COMMISSION	0.00	0.00	0.00
0.00	IMO STATE INDEPENDENT ELECTORAL COMMISSION	0.00	0.00	0.00
0.00	MINISTRY OF COMMUNITY GOVT COUNCIL, CULTURE AND CHIEFTAINCY AFFAIRS	0.00	0.00	0.00
0.00	MINISTRY OF INTERNAL RESOURCES & PENSIONS	0.00	0.00	0.00
114,787,795.00	TOTAL GENERAL ADMINISTRATION	95,430,530.56	206,400,000.00	-110,969,469.44
114,805,795.00	GRAND TOTAL	106,819,776.00	231,033,000.00	-124,213,224.00



**Note 5  
Monthly Schedule of Licences for 2017**

S/N	DESCRIPTION	JAN	FEB	MAR	APR	MAY	JUN	JUL	AUG	SEP	OCT	NOV	DEC	ACTUAL
1	Ministry of Agriculture & Environment	19,842.83	19,842.83	19,842.83	19,842.83	19,842.83	19,842.83	19,842.83	19,842.83	19,842.83	19,842.83	19,842.83	19,842.83	23
2	Ministry of Commerce and Industry	0.00	0.00	0.00	0.00	0.00	0.00	0.00	0.00	0.00	0.00	0.00	0.00	0.00
3	Ministry of Lands, Survey, Housing and Urban Dev.	0.00	0.00	0.00	0.00	0.00	0.00	0.00	0.00	0.00	0.00	0.00	0.00	0.00
4	Ministry of Information, Tourism and Public Utilities	852,201.42	852,201.42	852,201.42	852,201.42	852,201.42	852,201.42	852,201.42	852,201.42	852,201.42	852,201.42	852,201.42	852,201.42	10,22
5	Ministry of Works and Transport	77,059.54	77,059.54	77,059.54	77,059.54	77,059.54	77,059.54	77,059.54	77,059.54	77,059.54	77,059.54	77,059.54	77,059.54	92
	<b>Total Economic Sector</b>	<b>949,103.79</b>	<b>949,103.79</b>	<b>949,103.79</b>	<b>949,103.79</b>	<b>949,103.79</b>	<b>949,103.79</b>	<b>949,103.79</b>	<b>949,103.79</b>	<b>949,103.79</b>	<b>949,103.79</b>	<b>949,103.79</b>	<b>949,103.79</b>	<b>11,321</b>
6	Ministry of Education, Science and Technology	0.00	0.00	0.00	0.00	0.00	0.00	0.00	0.00	0.00	0.00	0.00	0.00	0.00
7	Ministry of Health, Social Development & Women Affairs	0.00	0.00	0.00	0.00	0.00	0.00	0.00	0.00	0.00	0.00	0.00	0.00	0.00
8	Ministry of Youth, Sports and Public Safety	0.00	0.00	0.00	0.00	0.00	0.00	0.00	0.00	0.00	0.00	0.00	0.00	0.00
	<b>Total Social Service Sector</b>	<b>0.00</b>	<b>0.00</b>	<b>0.00</b>	<b>0.00</b>	<b>0.00</b>	<b>0.00</b>	<b>0.00</b>	<b>0.00</b>	<b>0.00</b>	<b>0.00</b>	<b>0.00</b>	<b>0.00</b>	<b>0.00</b>
9	Office of the Executive Governor	0.00	0.00	0.00	0.00	0.00	0.00	0.00	0.00	0.00	0.00	0.00	0.00	0.00
10	Office of the Deputy Governor	0.00	0.00	0.00	0.00	0.00	0.00	0.00	0.00	0.00	0.00	0.00	0.00	0.00
11	Ministry of Local Government & Rural Development	0.00	0.00	0.00	0.00	0.00	0.00	0.00	0.00	0.00	0.00	0.00	0.00	0.00
12	Imo State Planning & Economic Devt. Comm.	0.00	0.00	0.00	0.00	0.00	0.00	0.00	0.00	0.00	0.00	0.00	0.00	0.00
13	Office of the Secretary to the State Government	0.00	0.00	0.00	0.00	0.00	0.00	0.00	0.00	0.00	0.00	0.00	0.00	0.00
14	Office of the Head of Service	0.00	0.00	0.00	0.00	0.00	0.00	0.00	0.00	0.00	0.00	0.00	0.00	0.00
15	Ministry of Finance	0.00	0.00	0.00	0.00	0.00	0.00	0.00	0.00	0.00	0.00	0.00	0.00	0.00
16	Board of Internal Revenue	7,952,544.22	7,952,544.22	7,952,544.22	7,952,544.22	7,952,544.22	7,952,544.22	7,952,544.22	7,952,544.22	7,952,544.22	7,952,544.22	7,952,544.22	7,952,544.22	95,43
17	Ministry of Justice	0.00	0.00	0.00	0.00	0.00	0.00	0.00	0.00	0.00	0.00	0.00	0.00	0.00
18	Office of the Auditor General - State	0.00	0.00	0.00	0.00	0.00	0.00	0.00	0.00	0.00	0.00	0.00	0.00	0.00
19	Office of the Auditor General - Local Govt	0.00	0.00	0.00	0.00	0.00	0.00	0.00	0.00	0.00	0.00	0.00	0.00	0.00
20	Civil Service Commission	0.00	0.00	0.00	0.00	0.00	0.00	0.00	0.00	0.00	0.00	0.00	0.00	0.00
21	Judiciary - High Court	0.00	0.00	0.00	0.00	0.00	0.00	0.00	0.00	0.00	0.00	0.00	0.00	0.00
22	Judiciary - Customary Court of Appeal	0.00	0.00	0.00	0.00	0.00	0.00	0.00	0.00	0.00	0.00	0.00	0.00	0.00
23	Judiciary Service Commission	0.00	0.00	0.00	0.00	0.00	0.00	0.00	0.00	0.00	0.00	0.00	0.00	0.00
24	Local Government Service Commission	0.00	0.00	0.00	0.00	0.00	0.00	0.00	0.00	0.00	0.00	0.00	0.00	0.00
25	Legislature	0.00	0.00	0.00	0.00	0.00	0.00	0.00	0.00	0.00	0.00	0.00	0.00	0.00
26	House of Assembly Service Commission	0.00	0.00	0.00	0.00	0.00	0.00	0.00	0.00	0.00	0.00	0.00	0.00	0.00
27	Imo State Independent Electoral Commission	0.00	0.00	0.00	0.00	0.00	0.00	0.00	0.00	0.00	0.00	0.00	0.00	0.00
28	Ministry of Community Govt. Council, Culture and Chieftaincy Affairs	0.00	0.00	0.00	0.00	0.00	0.00	0.00	0.00	0.00	0.00	0.00	0.00	0.00
29	Ministry of Internal Resources & Pensions	0.00	0.00	0.00	0.00	0.00	0.00	0.00	0.00	0.00	0.00	0.00	0.00	0.00
	<b>Total General Administration</b>	<b>7,952,544.22</b>	<b>7,952,544.22</b>	<b>7,952,544.22</b>	<b>7,952,544.22</b>	<b>7,952,544.22</b>	<b>7,952,544.22</b>	<b>7,952,544.22</b>	<b>7,952,544.22</b>	<b>7,952,544.22</b>	<b>7,952,544.22</b>	<b>7,952,544.22</b>	<b>7,952,544.22</b>	<b>95,436</b>
	<b>Grand Total</b>	<b>8,901,648.01</b>	<b>8,901,648.01</b>	<b>8,901,648.01</b>	<b>8,901,648.01</b>	<b>8,901,648.01</b>	<b>8,901,648.01</b>	<b>8,901,648.01</b>	<b>8,901,648.01</b>	<b>8,901,648.01</b>	<b>8,901,648.01</b>	<b>8,901,648.01</b>	<b>8,901,648.01</b>	<b>106,815</b>



**Note 6a**  
**Schedule Of Fees General For 2017**

ACTUAL 2016	FEES	ACTUAL 2017	BUDGET 2017	VARIANCE
#	Description	#	#	#
1,778,650.00	MINISTRY OF AGRICULTURE & ENVIRONMENT	1,598,341.72	61,375,000.00	-59,776,658.28
2,674,000.00	MINISTRY OF COMMERCE AND INDUSTRY	3,313,769.30	127,246,000.00	-123,932,230.70
4,262,430.00	MINISTRY OF LANDS, SURVEY, HOUSING & URBAN DEV	6,843,897.44	262,800,000.00	-255,956,102.56
0.00	MINISTRY OF INFORMATION, TOURISM & PUBLIC UTILITIES	272,662.12	10,470,000.00	-10,197,337.88
7,855,250.00	MINISTRY OF WORKS AND TRANSPORT	599,752.50	23,030,000.00	-22,430,247.50
16,570,330.00	TOTAL ECONOMIC SECTOR	12,628,423.09	484,921,000.00	-472,292,576.91
6,262,950.00	MINISTRY OF EDUCATION, SCIENCE AND TECHNOLOGY	2,220,750.97	85,275,000.00	-83,054,249.03
1,467,000.00	MINISTRY OF HEALTH, SOCIAL DEVELOPMENT & WOMEN AFFAIRS	2,093,326.35	80,382,000.00	-78,288,673.65
0.00	MINISTRY OF YOUTH, SPORTS AND PUBLIC SAFETY	33,073.63	1,270,000.00	-1,236,926.37
7,729,950.00	TOTAL SOCIAL SERVICE SECTOR	4,347,150.94	166,927,000.00	-162,579,849.06

*Report of the Accountant General and Financial Statement of Imo State Government for the year ended 31st December*



ACTUAL 2016	FEES	ACTUAL 2017	BUDGET 2017	VARIAN
₦	Description	₦	₦	
1,500,450.00	OFFICE OF THE EXECUTIVE GOVERNOR	1,543,783.26	59,280,000.00	-57,736,216
0.00	OFFICE OF THE DEPUTY GOVERNOR	1,302.11	50,000.00	-48,697
0.00	MINISTRY OF LOCAL GOVERNMENT & RURAL DEVELOPMENT	182,295.59	7,000,000.00	-6,817,704
0.00	IMO STATE PLANNING & ECONOMIC DEVT COMM	0.00	0.00	0
3,131,000.00	OFFICE OF THE SECRETARY TO THE STATE GOVERNMENT	0.00	0.00	0
676,000.00	OFFICE OF THE HEAD OF SERVICE	0.00	0.00	0
0.00	MINISTRY OF FINANCE	130,211.14	5,000,000.00	-4,869,788
10,231,382.00	BOARD OF INTERNAL REVENUE	3,645,911.88	140,000,000.00	-136,354,088
1,116,703.00	MINISTRY OF JUSTICE	113,934.75	4,375,000.00	-4,261,065
1,200,443.09	OFFICE OF THE AUDITOR GENERAL -STATE	19,271.25	740,000.00	-720,728
0.00	OFFICE OF THE AUDITOR GENERAL -LOCAL GOVT	7,812.67	300,000.00	-292,187
0.00	CIVIL SERVICE COMMISSION	0.00	0.00	0
3,440,787.00	JUDICIARY- HIGH COURT	2,587,295.32	99,350,000.00	-96,762,704
3,202,246.00	JUDICIARY- CUSTOMARY COURT OF APPEAL	391,935.53	15,050,000.00	-14,658,064
0.00	JUDICIAL SERVICE COMMISSION	6,510.56	250,000.00	-243,489
0.00	LOCAL GOVERNMENT SERVICE COMMISSION	26,042.23	1,000,000.00	-973,957
0.00	LEGISLATURE	27,604.76	1,060,000.00	-1,032,395
0.00	HOUSE OF ASSEMBLY SERVICE COMMISSION	19,922.30	765,000.00	-745,077
0.00	IMO STATE INDEPENDENT ELECTORAL COMMISSION	11,511,836.54	442,045,000.00	-430,533,163
0.00	MINISTRY OF COMMUNITY GOVT COUNCIL, CULTURE AND CHIEFTAINCY AFFAIRS	2,658,911.45	102,100,000.00	-99,441,088
0.00	MINISTRY OF INTERNAL RESOURCES & PENSIONS	131,252.83	5,040,000.00	-4,908,747
24,499,011.09	TOTAL GENERAL ADMINISTRATION	23,005,834.15	883,405,000.00	-860,399,161
48,799,291.09	GRAND TOTAL	39,981,408.18	1,535,253,000.00	-1,495,271.59



Note 6  
Monthly Schedule of Fees General for 2017

S/N	DESCRIPTION	JAN	FEB	MAR	APR	MAY	JUN	JUL	AUG	SEP	OCT	NOV	DEC	ACTUAL 2017
1	Ministry of Agriculture & Environment	133,195.15	133,195.15	133,195.15	133,195.15	133,195.15	133,195.15	133,195.15	133,195.15	133,195.15	133,195.15	133,195.15	133,195.15	1,598,342
2	Ministry of Commerce and Industry	276,147.45	276,147.45	276,147.45	276,147.45	276,147.45	276,147.45	276,147.45	276,147.45	276,147.45	276,147.45	276,147.45	276,147.45	3,313,769
3	Ministry of Lands, Survey, Housing and Urban Dev.	570,324.79	570,324.79	570,324.79	570,324.79	570,324.79	570,324.79	570,324.79	570,324.79	570,324.79	570,324.79	570,324.79	570,324.79	6,843,897
4	Ministry of Information, Tourism and Public Utilities	22,721.85	22,721.85	22,721.85	22,721.85	22,721.85	22,721.85	22,721.85	22,721.85	22,721.85	22,721.85	22,721.85	22,721.85	272,662
5	Ministry of Works and Transport	49,979.38	49,979.38	49,979.38	49,979.38	49,979.38	49,979.38	49,979.38	49,979.38	49,979.38	49,979.38	49,979.38	49,979.38	599,753
	<b>Total Economic Sector</b>	<b>1,052,368.62</b>	<b>1,052,368.62</b>	<b>1,052,368.62</b>	<b>1,052,368.62</b>	<b>1,052,368.62</b>	<b>1,052,368.62</b>	<b>1,052,368.62</b>	<b>1,052,368.62</b>	<b>1,052,368.62</b>	<b>1,052,368.62</b>	<b>1,052,368.62</b>	<b>1,052,368.62</b>	<b>12,628,423</b>
6	Ministry of Education, Science and Technology	185,062.58	185,062.58	185,062.58	185,062.58	185,062.58	185,062.58	185,062.58	185,062.58	185,062.58	185,062.58	185,062.58	185,062.58	2,220,751
7	Ministry of Health, Social Development & Women Affairs	174,443.87	174,443.87	174,443.87	174,443.87	174,443.87	174,443.87	174,443.87	174,443.87	174,443.87	174,443.87	174,443.87	174,443.87	2,093,326
8	Ministry of Youth, Sports and Public Safety	2,756.14	2,756.14	2,756.14	2,756.14	2,756.14	2,756.14	2,756.14	2,756.14	2,756.14	2,756.14	2,756.14	2,756.14	33,074
	<b>Total Social Service Sector</b>	<b>362,262.59</b>	<b>362,262.59</b>	<b>362,262.59</b>	<b>362,262.59</b>	<b>362,262.59</b>	<b>362,262.59</b>	<b>362,262.59</b>	<b>362,262.59</b>	<b>362,262.59</b>	<b>362,262.59</b>	<b>362,262.59</b>	<b>362,262.59</b>	<b>4,347,151</b>
9	Office of the Executive Governor	128,648.61	0.00	257,297.22	321,621.53	192,972.92	0.00	257,297.22	0.00	0.00	128,648.61	128,648.61	128,648.61	1,543,783
10	Office of the Deputy Governor	1,302.11	0.00	0.00	0.00	0.00	0.00	0.00	0.00	0.00	0.00	0.00	0.00	1,302
11	Ministry of Local Government & Rural Development	15,191.30	15,191.30	15,191.30	15,191.30	15,191.30	15,191.30	15,191.30	15,191.30	15,191.30	15,191.30	15,191.30	15,191.30	182,296
12	Imo State Planning & Economic Devt. Comm.	0.00	0.00	0.00	0.00	0.00	0.00	0.00	0.00	0.00	0.00	0.00	0.00	0
13	Office of the Secretary to the State Government	0.00	0.00	0.00	0.00	0.00	0.00	0.00	0.00	0.00	0.00	0.00	0.00	0
14	Office of the Head of Service	0.00	0.00	0.00	0.00	0.00	0.00	0.00	0.00	0.00	0.00	0.00	0.00	0
15	Ministry of Finance	10,850.93	10,850.93	10,850.93	10,850.93	10,850.93	10,850.93	10,850.93	10,850.93	10,850.93	10,850.93	10,850.93	10,850.93	130,211
16	Board of Internal Revenue	303,825.99	303,825.99	303,825.99	303,825.99	303,825.99	303,825.99	303,825.99	303,825.99	303,825.99	303,825.99	303,825.99	303,825.99	3,645,912
17	Ministry of Justice	9,494.57	9,494.57	9,494.57	9,494.57	9,494.57	9,494.57	9,494.57	9,494.57	9,494.57	9,494.57	9,494.57	9,494.57	113,935
18	Office of the Auditor General - State	19,271.25	0.00	0.00	0.00	0.00	0.00	0.00	0.00	0.00	0.00	0.00	0.00	19,271
19	Office of the Auditor General - Local Govt	7,812.67	0.00	0.00	0.00	0.00	0.00	0.00	0.00	0.00	0.00	0.00	0.00	7,813
20	Civil Service Commission	0.00	0.00	0.00	0.00	0.00	0.00	0.00	0.00	0.00	0.00	0.00	0.00	0
21	Judiciary - High Court	215,607.95	215,607.95	215,607.95	215,607.95	215,607.95	215,607.95	215,607.95	215,607.95	215,607.95	215,607.95	215,607.95	215,607.95	2,587,295
22	Judiciary - Customary Court of Appeal	32,661.30	32,661.30	32,661.30	32,661.30	32,661.30	32,661.30	32,661.30	32,661.30	32,661.30	32,661.30	32,661.30	32,661.30	391,936
23	Judiciary Service Commission	6,510.56	0.00	0.00	0.00	0.00	0.00	0.00	0.00	0.00	0.00	0.00	0.00	6,511
24	Local Government Service Commission	26,042.23	0.00	0.00	0.00	0.00	0.00	0.00	0.00	0.00	0.00	0.00	0.00	26,042
25	Legislature	27,604.76	0.00	0.00	0.00	0.00	0.00	0.00	0.00	0.00	0.00	0.00	0.00	27,605
26	House of Assembly Service Commission	19,922.30	0.00	0.00	0.00	0.00	0.00	0.00	0.00	0.00	0.00	0.00	0.00	19,922
27	Imo State Independent Electoral Commission	959,319.72	959,319.72	959,319.72	959,319.72	959,319.72	959,319.72	959,319.72	959,319.72	959,319.72	959,319.72	959,319.72	959,319.72	11,511,837
28	Ministry of Community Govt. Council, Culture and Chieftaincy Affairs	221,575.96	221,575.96	221,575.96	221,575.96	221,575.96	221,575.96	221,575.96	221,575.96	221,575.96	221,575.96	221,575.96	221,575.96	2,658,912
29	Ministry of Internal Resources & Pensions	10,937.74	10,937.74	10,937.74	10,937.74	10,937.74	10,937.74	10,937.74	10,937.74	10,937.74	10,937.74	10,937.74	10,937.74	131,253
	<b>Total General Administration</b>	<b>2,016,579.95</b>	<b>1,779,465.46</b>	<b>2,036,762.68</b>	<b>2,101,086.99</b>	<b>1,972,438.38</b>	<b>1,779,465.46</b>	<b>2,036,762.68</b>	<b>1,779,465.46</b>	<b>1,779,465.46</b>	<b>1,908,114.07</b>	<b>1,908,114.07</b>	<b>1,908,114.07</b>	<b>23,005,835</b>
	<b>Grand Total</b>	<b>3,431,211.16</b>	<b>3,194,096.67</b>	<b>3,451,393.89</b>	<b>3,515,718.20</b>	<b>3,387,069.59</b>	<b>3,194,096.67</b>	<b>3,451,393.89</b>	<b>3,194,096.67</b>	<b>3,194,096.67</b>	<b>3,322,745.28</b>	<b>3,322,745.28</b>	<b>3,322,745.28</b>	<b>39,981,409</b>



Note 7a  
Schedule Of Fines For 2017

FINES		ACTUAL 2017 #	BUDGET 2017 #	VARI
ACTUAL 2016 #	Description			
2,377,750.00	MINISTRY OF AGRICULTURE & ENVIRONMENT	685,003.60	61,375,000.00	-60,689.9
1,647,000.00	MINISTRY OF COMMERCE AND INDUSTRY	1,420,186.84	127,246,000.00	-125,825.8
2,243,720.00	MINISTRY OF LANDS, SURVEY, HOUSING & URBAN DEV	2,933,098.90	262,800,000.00	-259,866.9
0.00	MINISTRY OF INFORMATION, TOURISM & PUBLIC UTILITIES	116,855.20	10,470,000.00	-10,353.1
1,533,250.00	MINISTRY OF WORKS AND TRANSPORT	257,036.79	23,030,000.00	-22,772.9
<b>7,801,720.00</b>	<b>TOTAL ECONOMIC SECTOR</b>	<b>5,412,181.32</b>	<b>484,921,000.00</b>	<b>-479,508.8</b>
2,262,950.00	MINISTRY OF EDUCATION, SCIENCE AND TECHNOLOGY	951,750.41	85,275,000.00	-84,323.2
1,067,000.00	MINISTRY OF HEALTH, SOCIAL DEVELOPMENT & WOMEN AFFAIRS	897,139.86	80,382,000.00	-79,484.8
0.00	MINISTRY OF YOUTH, SPORTS AND PUBLIC SAFETY	14,174.41	1,270,000.00	-1,255.8
<b>3,329,950.00</b>	<b>TOTAL SOCIAL SERVICE SECTOR</b>	<b>1,863,064.69</b>	<b>166,927,000.00</b>	<b>-165,063.9</b>





ACTUAL 2016	Description	FINES	ACTUAL 2017	BUDGET 2017	VARIANCE
1,500,000.00	OFFICE OF THE EXECUTIVE GOVERNOR		661,621.40	59,280,000.00	-58,618,378.60
0.00	OFFICE OF THE DEPUTY GOVERNOR		558.05	50,000.00	-49,441.95
0.00	MINISTRY OF LOCAL GOVERNMENT & RURAL DEVELOPMENT		78,126.68	7,000,000.00	-6,921,873.32
0.00	IMO STATE PLANNING & ECONOMIC DEVT COMM		0.00	0.00	0.00
1,127,000.00	OFFICE OF THE SECRETARY TO THE STATE GOVERNMENT		0.00	0.00	0.00
676,000.00	OFFICE OF THE HEAD OF SERVICE		0.00	0.00	0.00
0.00	MINISTRY OF FINANCE		55,804.77	5,000,000.00	-4,944,195.23
2,713,273.00	BOARD OF INTERNAL REVENUE		1,562,533.66	140,000,000.00	-138,437,466.34
133,005.87	MINISTRY OF JUSTICE		48,829.18	4,375,000.00	-4,326,170.82
290,000.00	OFFICE OF THE AUDITOR GENERAL -STATE		8,259.11	740,000.00	-731,740.89
0.00	OFFICE OF THE AUDITOR GENERAL -LOCAL GOVT		3,348.29	300,000.00	-296,651.71
0.00	CIVIL SERVICE COMMISSION		0.00	0.00	0.00
2,140,787.00	JUDICIARY- HIGH COURT		1,108,840.85	99,350,000.00	-98,241,159.15
1,202,246.00	JUDICIARY- CUSTOMARY COURT OF APPEAL		167,972.37	15,050,000.00	-14,882,027.63
0.00	JUDICIAL SERVICE COMMISSION		2,790.24	250,000.00	-247,209.76
0.00	LOCAL GOVERNMENT SERVICE COMMISSION		11,160.95	1,000,000.00	-988,839.05
0.00	LEGISLATURE		11,830.61	1,060,000.00	-1,048,169.39
0.00	HOUSE OF ASSEMBLY SERVICE COMMISSION		8,538.13	765,000.00	-756,461.87
0.00	IMO STATE INDEPENDENT ELECTORAL COMMISSION		4,933,644.23	442,045,000.00	-437,111,355.77
0.00	MINISTRY OF COMMUNITY GOVT COUNCIL, CULTURE AND CHIEFTAINCY AFFAIRS		1,139,533.48	102,100,000.00	-100,960,466.52
0.00	MINISTRY OF INTERNAL RESOURCES & PENSIONS		56,251.21	5,040,000.00	-4,983,748.79
9,782,311.87	TOTAL GENERAL ADMINISTRATION		9,859,643.21	883,405,000.00	-873,545,356.79
20,913,981.87	GRAND TOTAL		17,134,889.22	1,535,253,000.00	-1,518,118,110.78



**Note 7a  
Monthly Schedule of Fines for 2017**

S/N	DESCRIPTION	JAN	FEB	MAR	APR	MAY	JUN	JUL	AUG	SEP	OCT	NOV	DEC	ACTU
1	Ministry of Agriculture & Environment	57,083.64	57,083.64	57,083.64	57,083.64	57,083.64	57,083.64	57,083.64	57,083.64	57,083.64	57,083.64	57,083.64	57,083.64	57,083.64
2	Ministry of Commerce and Industry	118,348.91	118,348.91	118,348.91	118,348.91	118,348.91	118,348.91	118,348.91	118,348.91	118,348.91	118,348.91	118,348.91	118,348.91	118,348.91
3	Ministry of Lands, Survey, Housing and Urban Dev.	244,424.91	244,424.91	244,424.91	244,424.91	244,424.91	244,424.91	244,424.91	244,424.91	244,424.91	244,424.91	244,424.91	244,424.91	244,424.91
4	Ministry of Information, Tourism and Public Utilities	9,737.94	9,737.94	9,737.94	9,737.94	9,737.94	9,737.94	9,737.94	9,737.94	9,737.94	9,737.94	9,737.94	9,737.94	9,737.94
5	Ministry of Works and Transport	21,419.74	21,419.74	21,419.74	21,419.74	21,419.74	21,419.74	21,419.74	21,419.74	21,419.74	21,419.74	21,419.74	21,419.74	21,419.74
	<b>Total Economic Sector</b>	<b>451,015.14</b>	<b>451,015.14</b>	<b>451,015.14</b>	<b>451,015.14</b>	<b>451,015.14</b>	<b>451,015.14</b>	<b>451,015.14</b>	<b>451,015.14</b>	<b>451,015.14</b>	<b>451,015.14</b>	<b>451,015.14</b>	<b>451,015.14</b>	<b>451,015.14</b>
6	Ministry of Education, Science and Technology	79,312.54	79,312.54	79,312.54	79,312.54	79,312.54	79,312.54	79,312.54	79,312.54	79,312.54	79,312.54	79,312.54	79,312.54	79,312.54
7	Ministry of Health, Social Development & Women Affairs	74,761.66	74,761.66	74,761.66	74,761.66	74,761.66	74,761.66	74,761.66	74,761.66	74,761.66	74,761.66	74,761.66	74,761.66	74,761.66
8	Ministry of Youth, Sports and Public Safety	14,174.41	0.00	0.00	0.00	0.00	0.00	0.00	0.00	0.00	0.00	0.00	0.00	0.00
	<b>Total Social Service Sector</b>	<b>168,248.61</b>	<b>154,074.20</b>	<b>154,074.20</b>	<b>154,074.20</b>	<b>154,074.20</b>	<b>154,074.20</b>	<b>154,074.20</b>	<b>154,074.20</b>	<b>154,074.20</b>	<b>154,074.20</b>	<b>154,074.20</b>	<b>154,074.20</b>	<b>154,074.20</b>
9	Office of the Executive Governor	55,135.12	55,135.12	55,135.12	55,135.12	55,135.12	55,135.12	55,135.12	55,135.12	55,135.12	55,135.12	55,135.12	55,135.12	55,135.12
10	Office of the Deputy Governor	558.05	0.00	0.00	0.00	0.00	0.00	0.00	0.00	0.00	0.00	0.00	0.00	0.00
11	Ministry of Local Government & Rural Development	6,510.56	6,510.56	6,510.56	6,510.56	6,510.56	6,510.56	6,510.56	6,510.56	6,510.56	6,510.56	6,510.56	6,510.56	6,510.56
12	Imo State Planning & Economic Devt. Comm.	0.00	0.00	0.00	0.00	0.00	0.00	0.00	0.00	0.00	0.00	0.00	0.00	0.00
13	Office of the Secretary to the State Government	0.00	0.00	0.00	0.00	0.00	0.00	0.00	0.00	0.00	0.00	0.00	0.00	0.00
14	Office of the Head of Service	0.00	0.00	0.00	0.00	0.00	0.00	0.00	0.00	0.00	0.00	0.00	0.00	0.00
15	Ministry of Finance	4,650.40	4,650.40	4,650.40	4,650.40	4,650.40	4,650.40	4,650.40	4,650.40	4,650.40	4,650.40	4,650.40	4,650.40	4,650.40
16	Board of Internal Revenue	130,211.14	130,211.14	130,211.14	130,211.14	130,211.14	130,211.14	130,211.14	130,211.14	130,211.14	130,211.14	130,211.14	130,211.14	130,211.14
17	Ministry of Justice	4,069.10	4,069.10	4,069.10	4,069.10	4,069.10	4,069.10	4,069.10	4,069.10	4,069.10	4,069.10	4,069.10	4,069.10	4,069.10
18	Office of the Auditor General - State	8,259.11	0.00	0.00	0.00	0.00	0.00	0.00	0.00	0.00	0.00	0.00	0.00	0.00
19	Office of the Auditor General - Local Govt	3,348.29	0.00	0.00	0.00	0.00	0.00	0.00	0.00	0.00	0.00	0.00	0.00	0.00
20	Civil Service Commission	0.00	0.00	0.00	0.00	0.00	0.00	0.00	0.00	0.00	0.00	0.00	0.00	0.00
21	Judiciary - High Court	92,403.41	92,403.41	92,403.41	92,403.41	92,403.41	92,403.41	92,403.41	92,403.41	92,403.41	92,403.41	92,403.41	92,403.41	92,403.41
22	Judiciary - Customary Court of Appeal	13,997.70	13,997.70	13,997.70	13,997.70	13,997.70	13,997.70	13,997.70	13,997.70	13,997.70	13,997.70	13,997.70	13,997.70	13,997.70
23	Judiciary Service Commission	2,790.24	0.00	0.00	0.00	0.00	0.00	0.00	0.00	0.00	0.00	0.00	0.00	0.00
24	Local Government Service Commission	11,160.95	0.00	0.00	0.00	0.00	0.00	0.00	0.00	0.00	0.00	0.00	0.00	0.00
25	Legislature	11,830.61	0.00	0.00	0.00	0.00	0.00	0.00	0.00	0.00	0.00	0.00	0.00	0.00
26	House of Assembly Service Commission	8,538.13	0.00	0.00	0.00	0.00	0.00	0.00	0.00	0.00	0.00	0.00	0.00	0.00
27	Imo State Independent Electoral Commission	411,137.02	411,137.02	411,137.02	411,137.02	411,137.02	411,137.02	411,137.02	411,137.02	411,137.02	411,137.02	411,137.02	411,137.02	411,137.02
28	Ministry of Community Govt. Council, Culture and Chieftaincy Affairs	94,961.13	94,961.13	94,961.13	94,961.13	94,961.13	94,961.13	94,961.13	94,961.13	94,961.13	94,961.13	94,961.13	94,961.13	94,961.13
29	Ministry of Internal Resources & Pensions	4,687.60	4,687.60	4,687.60	4,687.60	4,687.60	4,687.60	4,687.60	4,687.60	4,687.60	4,687.60	4,687.60	4,687.60	4,687.60
	<b>Total General Administration</b>	<b>864,248.56</b>	<b>817,763.18</b>	<b>817,763.18</b>	<b>817,763.18</b>	<b>817,763.18</b>	<b>817,763.18</b>	<b>817,763.18</b>	<b>817,763.18</b>	<b>817,763.18</b>	<b>817,763.18</b>	<b>817,763.18</b>	<b>817,763.18</b>	<b>817,763.18</b>
	<b>Grand Total</b>	<b>1,483,512.31</b>	<b>1,422,852.52</b>	<b>1,422,852.52</b>	<b>1,422,852.52</b>	<b>1,422,852.52</b>	<b>1,422,852.52</b>	<b>1,422,852.52</b>	<b>1,422,852.52</b>	<b>1,422,852.52</b>	<b>1,422,852.52</b>	<b>1,422,852.52</b>	<b>1,422,852.52</b>	<b>1,422,852.52</b>



**Note 8a**  
**Schedule Of Sales General For 2017**

SALES-GENERAL		ACTUAL 2016	ACTUAL 2017	BUDGET 2017	VARIANCE
DEC #	ACTUAL 2016	Description	#	#	#
3.64	685.00				
8.91	1,420.11				
4.91	2,933.00				
7.94	115.82				
9.74	257.02				
5.14	5,412.10				
2.54	951.70				
1.66	897.10				
0.00	14.11				
1.20	1,863.00				
1.12	661.62				
1.00	55.80				
1.56	78.12				
1.00					
1.00					
1.00					
1.40	55.80				
1.14	1,562.53				
1.10	48.82				
1.00	8.25				
1.00	3.34				
1.00					
1.00					
1.41	1,108.84				
1.70	167.97				
1.00	2,791.00				
1.00	11.16				
1.00	11.83				
1.00	8.53				
1.02	4,933.64				
1.13	1,139.53				
1.60	56.25				
1.18	9,859.64				
1.52	17,134.89				
		MINISTRY OF AGRICULTURE & ENVIRONMENT	167,917.34	7,427,750.00	-13,199,695.74
		MINISTRY OF COMMERCE AND INDUSTRY	298.41	13,200.00	-23,457.44
		MINISTRY OF LANDS, SURVEY, HOUSING & URBAN DEV	531,541.39	23,512,500.00	-41,783,561.11
		MINISTRY OF INFORMATION, TOURISM & PUBLIC UTILITIES	325,684.30	14,406,502.00	-25,601,486.73
		MINISTRY OF WORKS AND TRANSPORT	134,284.14	5,940,000.00	-10,555,847.02
		<b>TOTAL ECONOMIC SECTOR</b>	<b>1,159,725.58</b>	<b>51,299,952.00</b>	<b>-91,164,048.04</b>
		MINISTRY OF EDUCATION, SCIENCE AND TECHNOLOGY	0.00	0.00	0.00
		<b>MINISTRY OF HEALTH, SOCIAL DEVELOPMENT &amp; WOMEN AFFAIRS</b>	<b>37,301.15</b>	<b>1,650,000.00</b>	<b>-2,932,179.73</b>
		MINISTRY OF YOUTH, SPORTS AND PUBLIC SAFETY	1,616.38	71,500.00	-127,061.12
		<b>TOTAL SOCIAL SERVICE SECTOR</b>	<b>38,917.53</b>	<b>1,721,500.00</b>	<b>-3,059,240.85</b>



ACTUAL 2016 SALES	ACTUAL 2017	BUDGET 2017	VARIANCE
# Description	#	#	#
0.00 OFFICE OF THE EXECUTIVE GOVERNOR	0.00	0.00	0.00
0.00 OFFICE OF THE DEPUTY GOVERNOR	25,513.99	1,128,600.00	-2,005,610.93
0.00 MINISTRY OF LOCAL GOVERNMENT & RURAL DEVELOPMENT	18,650.57	825,000.00	-1,466,089.86
38,500.00 IMO STATE PLANNING & ECONOMIC DEVT COMM	0.00	0.00	0.00
0.00 OFFICE OF THE SECRETARY TO THE STATE GOVERNMENT	0.00	0.00	0.00
0.00 OFFICE OF THE HEAD OF SERVICE	0.00	0.00	0.00
0.00 MINISTRY OF FINANCE	0.00	0.00	0.00
16,337,675.20 BOARD OF INTERNAL REVENUE	2,318,888.16	102,575,000.00	-182,283,839.71
68,750.00 MINISTRY OF JUSTICE	186,505.75	8,250,000.00	-14,660,898.64
0.00 OFFICE OF THE AUDITOR GENERAL -STATE	0.00	0.00	0.00
0.00 OFFICE OF THE AUDITOR GENERAL -LOCAL GOVT	0.00	0.00	0.00
0.00 CIVIL SERVICE COMMISSION	0.00	0.00	0.00
0.00 JUDICIARY- HIGH COURT	0.00	0.00	0.00
0.00 JUDICIARY- CUSTOMARY COURT OF APPEAL	0.00	0.00	0.00
0.00 JUDICIAL SERVICE COMMISSION	37,674.16	1,666,500.00	-2,961,501.52
0.00 LOCAL GOVERNMENT SERVICE COMMISSION	0.00	0.00	0.00
0.00 LEGISLATURE	9,051.75	400,400.00	-711,542.28
0.00 HOUSE OF ASSEMBLY SERVICE COMMISSION	9,511.79	420,750.00	-747,705.83
0.00 IMO STATE INDEPENDENT ELECTORAL COMMISSION	0.00	0.00	0.00
0.00 MINISTRY OF COMMUNITY GOVT COUNCIL,CULTURE AND CHIEFTAINCY AFFAIRS	48,285,990.52	2,135,909,600.00	-3,795,679,289.96
0.00 MINISTRY OF INTERNAL RESOURCES & PENSIONS	0.00	0.00	0.00
16,444,925.20 TOTAL GENERAL ADMINISTRATION	50,891,786.69	2,251,175,850.00	-4,000,516,478.74
53,516,701.70 GRAND TOTAL	52,090,429.80	2,304,197,302.00	-4,094,739,767.63



Note 8b  
Monthly Schedule of Sales General for 2017

S/N	DESCRIPTION	JAN	FEB	MAR	APR	MAY	JUN	JUL	AUG	SEP	OCT	NOV	DEC	ACTUAL 2017
1	Ministry of Agriculture & Environment	13,993.12	13,993.12	13,993.12	13,993.12	13,993.12	13,993.12	13,993.12	13,993.12	13,993.12	13,993.12	13,993.12	13,993.12	167,917
2	Ministry of Commerce and Industry	298.41	0.00	0.00	0.00	0.00	0.00	0.00	0.00	0.00	0.00	0.00	0.00	298
3	Ministry of Lands, Survey, Housing and Urban Dev.	44,295.12	44,295.12	44,295.12	44,295.12	44,295.12	44,295.12	44,295.12	44,295.12	44,295.12	44,295.12	44,295.12	44,295.12	531,541
4	Ministry of Information, Tourism and Public Utilities	27,140.36	27,140.36	27,140.36	27,140.36	27,140.36	27,140.36	27,140.36	27,140.36	27,140.36	27,140.36	27,140.36	27,140.36	325,684
5	Ministry of Works and Transport	11,190.35	11,190.35	11,190.35	11,190.35	11,190.35	11,190.35	11,190.35	11,190.35	11,190.35	11,190.35	11,190.35	11,190.35	134,284
	<b>Total Economic Sector</b>	<b>96,917.36</b>	<b>96,618.95</b>	<b>96,618.95</b>	<b>96,618.95</b>	<b>96,618.95</b>	<b>96,618.95</b>	<b>96,618.95</b>	<b>96,618.95</b>	<b>96,618.95</b>	<b>96,618.95</b>	<b>96,618.95</b>	<b>96,618.95</b>	<b>1,159,726</b>

6	Ministry of Education, Science and Technology	0.00	0.00	0.00	0.00	0.00	0.00	0.00	0.00	0.00	0.00	0.00	0.00	0
7	Ministry of Health, Social Development & Women Affairs	3,108.43	3,108.43	3,108.43	3,108.43	3,108.43	3,108.43	3,108.43	3,108.43	3,108.43	3,108.43	3,108.43	3,108.43	37,301
8	Ministry of Youth, Sports and Public Safety	808.19	0.00	0.00	0.00	0.00	808.19	0.00	0.00	0.00	0.00	0.00	0.00	1,616
	<b>Total Social Service Sector</b>	<b>3,916.62</b>	<b>3,108.43</b>	<b>3,108.43</b>	<b>3,108.43</b>	<b>3,108.43</b>	<b>3,916.62</b>	<b>3,108.43</b>	<b>3,108.43</b>	<b>3,108.43</b>	<b>3,108.43</b>	<b>3,108.43</b>	<b>3,108.43</b>	<b>38,918</b>

9	Office of the Executive Governor	0.00	0.00	0.00	0.00	0.00	0.00	0.00	0.00	0.00	0.00	0.00	0.00	0
10	Office of the Deputy Governor	2,126.17	2,126.17	2,126.17	2,126.17	2,126.17	2,126.17	2,126.17	2,126.17	2,126.17	2,126.17	2,126.17	2,126.17	25,514
11	Ministry of Local Government & Rural Development	1,554.22	1,554.22	1,554.22	1,554.22	1,554.22	1,554.22	1,554.22	1,554.22	1,554.22	1,554.22	1,554.22	1,554.22	18,651
12	Imo State Planning & Economic Devt. Comm.	0.00	0.00	0.00	0.00	0.00	0.00	0.00	0.00	0.00	0.00	0.00	0.00	0
13	Office of the Secretary to the State Government	0.00	0.00	0.00	0.00	0.00	0.00	0.00	0.00	0.00	0.00	0.00	0.00	0
14	Office of the Head of Service	0.00	0.00	0.00	0.00	0.00	0.00	0.00	0.00	0.00	0.00	0.00	0.00	0
15	Ministry of Finance	0.00	0.00	0.00	0.00	0.00	0.00	0.00	0.00	0.00	0.00	0.00	0.00	0
16	Board of Internal Revenue	193,240.68	193,240.68	193,240.68	193,240.68	193,240.68	193,240.68	193,240.68	193,240.68	193,240.68	193,240.68	193,240.68	193,240.68	2,318,888
17	Ministry of Justice	15,542.15	15,542.15	15,542.15	15,542.15	15,542.15	15,542.15	15,542.15	15,542.15	15,542.15	15,542.15	15,542.15	15,542.15	186,506
18	Office of the Auditor General - State	0.00	0.00	0.00	0.00	0.00	0.00	0.00	0.00	0.00	0.00	0.00	0.00	0
19	Office of the Auditor General - Local Govt	0.00	0.00	0.00	0.00	0.00	0.00	0.00	0.00	0.00	0.00	0.00	0.00	0
20	Civil Service Commission	0.00	0.00	0.00	0.00	0.00	0.00	0.00	0.00	0.00	0.00	0.00	0.00	0
21	Judiciary - High Court	0.00	0.00	0.00	0.00	0.00	0.00	0.00	0.00	0.00	0.00	0.00	0.00	0
22	Judiciary - Customary Court of Appeal	0.00	0.00	0.00	0.00	0.00	0.00	0.00	0.00	0.00	0.00	0.00	0.00	0
23	Judiciary Service Commission	3,139.52	3,139.52	3,139.52	3,139.52	3,139.52	3,139.52	3,139.52	3,139.52	3,139.52	3,139.52	3,139.52	3,139.52	37,674
24	Local Government Service Commission	0.00	0.00	0.00	0.00	0.00	0.00	0.00	0.00	0.00	0.00	0.00	0.00	0
25	Legislature	9,051.75	0.00	0.00	0.00	0.00	0.00	0.00	0.00	0.00	0.00	0.00	0.00	9,052
26	House of Assembly Service Commission	9,511.79	0.00	0.00	0.00	0.00	0.00	0.00	0.00	0.00	0.00	0.00	0.00	9,512
27	Imo State Independent Electoral Commission	0.00	0.00	0.00	0.00	0.00	0.00	0.00	0.00	0.00	0.00	0.00	0.00	0
28	Ministry of Community Govt. Council, Culture and Chieftaincy Affairs	4,023,832.55	4,023,832.55	4,023,832.55	4,023,832.55	4,023,832.55	4,023,832.55	4,023,832.55	4,023,832.55	4,023,832.55	4,023,832.55	4,023,832.55	4,023,832.55	48,285,991
29	Ministry of Internal Resources & Pensions	0.00	0.00	0.00	0.00	0.00	0.00	0.00	0.00	0.00	0.00	0.00	0.00	0
	<b>Total General Administration</b>	<b>4,257,998.83</b>	<b>4,239,435.29</b>	<b>4,239,435.29</b>	<b>4,239,435.29</b>	<b>4,239,435.29</b>	<b>4,239,435.29</b>	<b>4,239,435.29</b>	<b>4,239,435.29</b>	<b>4,239,435.29</b>	<b>4,239,435.29</b>	<b>4,239,435.29</b>	<b>4,239,435.29</b>	<b>50,891,787</b>

Grand Total 4,358,832.81 4,339,162.67 4,339,162.67 4,339,162.67 4,339,162.67 4,339,162.67 4,339,162.67 4,339,162.67 4,339,162.67 4,339,162.67 4,339,162.67 4,339,162.67 4,339,162.67 4,339,162.67 52,090,430

**Note 9a**  
**Schedule Of Earnings For 2017**

EARNINGS					
EARNINGS					
ACTUAL 2016	Description	ACTUAL 2017	BUDGET 2017	VARIANCE	
₦		₦	₦	₦	
281,700.00	MINISTRY OF AGRICULTURE & ENVIRONMENT	137,386.92	6,077,250.00	-13,199,691.08	
0.00	MINISTRY OF COMMERCE AND INDUSTRY	244.15	10,800.00	-10,555.84	
29,785,500.00	MINISTRY OF LANDS, SURVEY, HOUSING & URBAN DEV	434,897.50	19,237,500.00	-41,783,561.00	
0.00	MINISTRY OF INFORMATION, TOURISM & PUBLIC UTILITIES	266,468.97	11,787,138.00	-25,601,481.00	
0.00	MINISTRY OF WORKS AND TRANSPORT	109,868.84	4,860,000.00	-10,555,841.00	
<b>30,067,200.00</b>	<b>TOTAL ECONOMIC SECTOR</b>	<b>948,866.38</b>	<b>41,972,688.00</b>	<b>-91,164,041.00</b>	
0.00	MINISTRY OF EDUCATION, SCIENCE AND TECHNOLOGY	0.00	0.00		
264,253.50	MINISTRY OF HEALTH, SOCIAL DEVELOPMENT & WOMEN AFFAIRS	30,519.12	1,350,000.00	-2,932,171.00	
0.00	MINISTRY OF YOUTH, SPORTS AND PUBLIC SAFETY	1,322.50	58,500.00	-127,061.00	
<b>264,253.50</b>	<b>TOTAL SOCIAL SERVICE SECTOR</b>	<b>31,841.62</b>	<b>1,408,500.00</b>	<b>-3,059,241.00</b>	



Imo State Government for the year ended 31st December 2017

ACTUAL 2016	Description	ACTUAL 2017	BUDGET 2017	VARIANCE
₦		₦	₦	₦
0.00	OFFICE OF THE EXECUTIVE GOVERNOR	0.00	0.00	0.00
0.00	OFFICE OF THE DEPUTY GOVERNOR	20,875.08	923,400.00	-2,005,610.93
0.00	MINISTRY OF LOCAL GOVERNMENT & RURAL DEVELOPMENT	15,259.56	675,000.00	-1,466,089.86
31,500.00	IMO STATE PLANNING & ECONOMIC DEVT COMM	0.00	0.00	0.00
0.00	OFFICE OF THE SECRETARY TO THE STATE GOVERNMENT	0.00	0.00	0.00
0.00	OFFICE OF THE HEAD OF SERVICE	0.00	0.00	0.00
0.00	MINISTRY OF FINANCE	0.00	0.00	0.00
13,367,188.80	BOARD OF INTERNAL REVENUE	1,897,272.13	83,925,000.00	-182,283,839.71
56,250.00	MINISTRY OF JUSTICE	152,595.61	6,750,000.00	-14,660,898.64
0.00	OFFICE OF THE AUDITOR GENERAL -STATE	0.00	0.00	0.00
0.00	OFFICE OF THE AUDITOR GENERAL -LOCAL GOVT	0.00	0.00	0.00
0.00	CIVIL SERVICE COMMISSION	0.00	0.00	0.00
0.00	JUDICIARY- HIGH COURT	0.00	0.00	0.00
0.00	JUDICIARY- CUSTOMARY COURT OF APPEAL	0.00	0.00	0.00
0.00	JUDICIAL SERVICE COMMISSION	30,824.31	1,363,500.00	-2,961,501.52
0.00	LOCAL GOVERNMENT SERVICE COMMISSION	0.00	0.00	0.00
0.00	LEGISLATURE	7,405.97	327,600.00	-711,542.28
0.00	HOUSE OF ASSEMBLY SERVICE COMMISSION	7,782.38	344,250.00	-747,705.83
0.00	IMO STATE INDEPENDENT ELECTORAL COMMISSION	0.00	0.00	0.00
0.00	MINISTRY OF COMMUNITY GOVT COUNCIL, CULTURE AND CHIEFTAINCY AFFAIRS	39,506,719.52	1,747,562,400.00	-3,795,679,289.96
0.00	MINISTRY OF INTERNAL RESOURCES & PENSIONS	0.00	0.00	0.00
13,454,938.80	TOTAL GENERAL ADMINISTRATION	41,638,734.57	1,841,871,150.00	-4,000,516,478.74
43,786,392.30	GRAND TOTAL	42,619,442.57	1,885,252,338.00	-4,094,739,767.63



**Note 9a**  
**Monthly Schedule of Earnings for 2017**

S/N	DESCRIPTION	JAN	FEB	MAR	APR	MAY	JUN	JUL	AUG	SEP	OCT	NOV	DEC	ACTUAL
1	Ministry of Agriculture & Environment	11,448.91	11,448.91	11,448.91	11,448.91	11,448.91	11,448.91	11,448.91	11,448.91	11,448.91	11,448.91	11,448.91	11,448.91	13
2	Ministry of Commerce and Industry	244.15	0.00	0.00	0.00	0.00	0.00	0.00	0.00	0.00	0.00	0.00	0.00	43
3	Ministry of Lands, Survey, Housing and Urban Dev.	36,241.46	36,241.46	36,241.46	36,241.46	36,241.46	36,241.46	36,241.46	36,241.46	36,241.46	36,241.46	36,241.46	36,241.46	26
4	Ministry of Information, Tourism and Public Utilities	22,205.75	22,205.75	22,205.75	22,205.75	22,205.75	22,205.75	22,205.75	22,205.75	22,205.75	22,205.75	22,205.75	22,205.75	10
5	Ministry of Works and Transport	9,155.74	9,155.74	9,155.74	9,155.74	9,155.74	9,155.74	9,155.74	9,155.74	9,155.74	9,155.74	9,155.74	9,155.74	946
	<b>Total Economic Sector</b>	<b>79,296.01</b>	<b>79,051.86</b>	<b>79,051.86</b>	<b>79,051.86</b>	<b>79,051.86</b>	<b>79,051.86</b>	<b>79,051.86</b>	<b>79,051.86</b>	<b>79,051.86</b>	<b>79,051.86</b>	<b>79,051.86</b>	<b>79,051.86</b>	
6	Ministry of Education, Science and Technology	0.00	0.00	0.00	0.00	0.00	0.00	0.00	0.00	0.00	0.00	0.00	0.00	3
7	Ministry of Health, Social Development & Women Affairs	2,543.26	2,543.26	2,543.26	2,543.26	2,543.26	2,543.26	2,543.26	2,543.26	2,543.26	2,543.26	2,543.26	2,543.26	3
8	Ministry of Youth, Sports and Public Safety	1,322.50	0.00	0.00	0.00	0.00	0.00	0.00	0.00	0.00	0.00	0.00	0.00	3
	<b>Total Social Service Sector</b>	<b>3,865.76</b>	<b>2,543.26</b>	<b>2,543.26</b>	<b>2,543.26</b>	<b>2,543.26</b>	<b>2,543.26</b>	<b>2,543.26</b>	<b>2,543.26</b>	<b>2,543.26</b>	<b>2,543.26</b>	<b>2,543.26</b>	<b>2,543.26</b>	
9	Office of the Executive Governor	0.00	0.00	0.00	0.00	0.00	0.00	0.00	0.00	0.00	0.00	0.00	0.00	2
10	Office of the Deputy Governor	1,739.59	1,739.59	1,739.59	1,739.59	1,739.59	1,739.59	1,739.59	1,739.59	1,739.59	1,739.59	1,739.59	1,739.59	1
11	Ministry of Local Government & Rural Development	1,271.63	1,271.63	1,271.63	1,271.63	1,271.63	1,271.63	1,271.63	1,271.63	1,271.63	1,271.63	1,271.63	1,271.63	1
12	Imo State Planning & Economic Devt. Comm.	0.00	0.00	0.00	0.00	0.00	0.00	0.00	0.00	0.00	0.00	0.00	0.00	1,89
13	Office of the Secretary to the State Government	0.00	0.00	0.00	0.00	0.00	0.00	0.00	0.00	0.00	0.00	0.00	0.00	15
14	Office of the Head of Service	0.00	0.00	0.00	0.00	0.00	0.00	0.00	0.00	0.00	0.00	0.00	0.00	1
15	Ministry of Finance	0.00	0.00	0.00	0.00	0.00	0.00	0.00	0.00	0.00	0.00	0.00	0.00	1
16	Board of Internal Revenue	158,106.01	158,106.01	158,106.01	158,106.01	158,106.01	158,106.01	158,106.01	158,106.01	158,106.01	158,106.01	158,106.01	158,106.01	1,89
17	Ministry of Justice	12,716.30	12,716.30	12,716.30	12,716.30	12,716.30	12,716.30	12,716.30	12,716.30	12,716.30	12,716.30	12,716.30	12,716.30	15
18	Office of the Auditor General - State	0.00	0.00	0.00	0.00	0.00	0.00	0.00	0.00	0.00	0.00	0.00	0.00	3
19	Office of the Auditor General - Local Govt	0.00	0.00	0.00	0.00	0.00	0.00	0.00	0.00	0.00	0.00	0.00	0.00	3
20	Civil Service Commission	0.00	0.00	0.00	0.00	0.00	0.00	0.00	0.00	0.00	0.00	0.00	0.00	1
21	Judiciary - High Court	0.00	0.00	0.00	0.00	0.00	0.00	0.00	0.00	0.00	0.00	0.00	0.00	1
22	Judiciary - Customary Court of Appeal	0.00	0.00	0.00	0.00	0.00	0.00	0.00	0.00	0.00	0.00	0.00	0.00	1
23	Judiciary Service Commission	0.00	0.00	0.00	0.00	0.00	0.00	0.00	0.00	0.00	0.00	0.00	0.00	1
24	Local Government Service Commission	2,568.70	2,568.70	2,568.70	2,568.70	2,568.70	2,568.70	2,568.70	2,568.70	2,568.70	2,568.70	2,568.70	2,568.70	3
25	Legislature	7,405.97	0.00	0.00	0.00	0.00	0.00	0.00	0.00	0.00	0.00	0.00	0.00	39,50
26	House of Assembly Service Commission	7,782.38	0.00	0.00	0.00	0.00	0.00	0.00	0.00	0.00	0.00	0.00	0.00	39,50
27	Imo State Independent Electoral Commission	0.00	0.00	0.00	0.00	0.00	0.00	0.00	0.00	0.00	0.00	0.00	0.00	39,50
28	Ministry of Community Govt. Council, Culture and Chieftaincy Affairs	3,292,226.63	3,292,226.63	3,292,226.63	3,292,226.63	3,292,226.63	3,292,226.63	3,292,226.63	3,292,226.63	3,292,226.63	3,292,226.63	3,292,226.63	3,292,226.63	39,50
29	Ministry of Internal Resources & Pensions	0.00	0.00	0.00	0.00	0.00	0.00	0.00	0.00	0.00	0.00	0.00	0.00	39,50
	<b>Total General Administration</b>	<b>3,483,817.21</b>	<b>3,468,628.86</b>	<b>3,468,628.86</b>	<b>3,468,628.86</b>	<b>3,468,628.86</b>	<b>3,468,628.86</b>	<b>3,468,628.86</b>	<b>3,468,628.86</b>	<b>3,468,628.86</b>	<b>3,468,628.86</b>	<b>3,468,628.86</b>	<b>3,468,628.86</b>	<b>41,621</b>
	<b>Grand Total</b>	<b>3,566,978.98</b>	<b>3,550,223.98</b>	<b>3,550,223.98</b>	<b>3,550,223.98</b>	<b>3,550,223.98</b>	<b>3,550,223.98</b>	<b>3,550,223.98</b>	<b>3,550,223.98</b>	<b>3,550,223.98</b>	<b>3,550,223.98</b>	<b>3,550,223.98</b>	<b>3,550,223.98</b>	<b>42,611</b>





Note 10a		Schedule Of Rent on Government Buildings For 2017	
ACTUAL 2016	ACTUAL 2017	BUDGET 2017	VARIANCE
₦	₦	₦	₦
<b>RENT ON GOVT PROPERTIES</b>			
<b>RENT ON GOVT PROPERTIES</b>			
Description	ACTUAL 2016	ACTUAL 2017	BUDGET 2017
Description	₦	₦	₦
MINISTRY OF AGRICULTURE & ENVIRONMENT	0.00	0.00	2,100,000.00
MINISTRY OF COMMERCE AND INDUSTRY	0.00	0.00	0.00
MINISTRY OF LANDS, SURVEY, HOUSING & URBAN DEV	0.00	0.00	0.00
MINISTRY OF INFORMATION, TOURISM & PUBLIC UTILITIES	0.00	0.00	0.00
MINISTRY OF WORKS AND TRANSPORT	0.00	0.00	0.00
<b>TOTAL ECONOMIC SECTOR</b>	<b>0.00</b>	<b>0.00</b>	<b>2,100,000.00</b>
MINISTRY OF EDUCATION, SCIENCE AND TECHNOLOGY	0.00	0.00	0.00
MINISTRY OF HEALTH, SOCIAL DEVELOPMENT & WOMEN AFFAIRS	0.00	0.00	0.00
MINISTRY OF YOUTH, SPORTS AND PUBLIC SAFETY	0.00	0.00	0.00
<b>TOTAL SOCIAL SERVICE SECTOR</b>	<b>0.00</b>	<b>0.00</b>	<b>0.00</b>



ACTUAL 2016	Description	ACTUAL 2017	BUDGET 2017	VARI
₦		₦	₦	
0.00	OFFICE OF THE EXECUTIVE GOVERNOR	0.00	0.00	
0.00	OFFICE OF THE DEPUTY GOVERNOR	0.00	0.00	
0.00	MINISTRY OF LOCAL GOVERNMENT & RURAL DEVELOPMENT	0.00	0.00	
0.00	IMO STATE PLANNING & ECONOMIC DEVT COMM	0.00	0.00	
0.00	OFFICE OF THE SECRETARY TO THE STATE GOVERNMENT	0.00	0.00	
0.00	OFFICE OF THE HEAD OF SERVICE	0.00	0.00	
0.00	MINISTRY OF FINANCE	0.00	0.00	
0.00	BOARD OF INTERNAL REVENUE	0.00	0.00	
0.00	MINISTRY OF JUSTICE	0.00	0.00	
0.00	OFFICE OF THE AUDITOR GENERAL -STATE	0.00	0.00	
0.00	OFFICE OF THE AUDITOR GENERAL -LOCAL GOVT	0.00	0.00	
0.00	CIVIL SERVICE COMMISSION	0.00	0.00	
0.00	JUDICIARY- HIGH COURT	0.00	0.00	
0.00	JUDICIARY- CUSTOMARY COURT OF APPEAL	0.00	0.00	
0.00	JUDICIAL SERVICE COMMISSION	0.00	0.00	
0.00	LOCAL GOVERNMENT SERVICE COMMISSION	0.00	0.00	
0.00	LEGISLATURE	0.00	0.00	
0.00	HOUSE OF ASSEMBLY SERVICE COMMISSION	0.00	0.00	
0.00	IMO STATE INDEPENDENT ELECTORAL COMMISSION	0.00	0.00	
0.00	MINISTRY OF COMMUNITY GOVT COUNCIL, CULTURE AND CHIEFTAINCY AFFAIRS	0.00	0.00	
0.00	MINISTRY OF INTERNAL RESOURCES & PENSIONS	0.00	0.00	
0.00	TOTAL GENERAL ADMINISTRATION	0.00	0.00	
0.00	GRAND TOTAL	0.00	2,100,000.00	-2,100,000.00



Note 10b  
Monthly Schedule of Rent of Government Buildings for 2017

S/N	DESCRIPTION	JAN	FEB	MAR	APR	MAY	JUN	JUL	AUG	SEP	OCT	NOV	DEC	ACTUAL 2017
1	Ministry of Agriculture & Environment	0.00	0.00	0.00	0.00	0.00	0.00	0.00	0.00	0.00	0.00	0.00	0.00	0.00
2	Ministry of Commerce and Industry	0.00	0.00	0.00	0.00	0.00	0.00	0.00	0.00	0.00	0.00	0.00	0.00	0.00
3	Ministry of Lands, Survey, Housing and Urban Dev.	0.00	0.00	0.00	0.00	0.00	0.00	0.00	0.00	0.00	0.00	0.00	0.00	0.00
4	Ministry of Information, Tourism and Public Utilities	0.00	0.00	0.00	0.00	0.00	0.00	0.00	0.00	0.00	0.00	0.00	0.00	0.00
5	Ministry of Works and Transport	0.00	0.00	0.00	0.00	0.00	0.00	0.00	0.00	0.00	0.00	0.00	0.00	0.00
	<b>Total Economic Sector</b>	<b>0.00</b>	<b>0.00</b>	<b>0.00</b>	<b>0.00</b>	<b>0.00</b>	<b>0.00</b>	<b>0.00</b>	<b>0.00</b>	<b>0.00</b>	<b>0.00</b>	<b>0.00</b>	<b>0.00</b>	<b>0.00</b>
6	Ministry of Education, Science and Technology	0.00	0.00	0.00	0.00	0.00	0.00	0.00	0.00	0.00	0.00	0.00	0.00	0.00
7	Ministry of Health, Social Development & Women Affairs	0.00	0.00	0.00	0.00	0.00	0.00	0.00	0.00	0.00	0.00	0.00	0.00	0.00
8	Ministry of Youth, Sports and Public Safety	0.00	0.00	0.00	0.00	0.00	0.00	0.00	0.00	0.00	0.00	0.00	0.00	0.00
	<b>Total Social Service Sector</b>	<b>0.00</b>	<b>0.00</b>	<b>0.00</b>	<b>0.00</b>	<b>0.00</b>	<b>0.00</b>	<b>0.00</b>	<b>0.00</b>	<b>0.00</b>	<b>0.00</b>	<b>0.00</b>	<b>0.00</b>	<b>0.00</b>
9	Office of the Executive Governor	0.00	0.00	0.00	0.00	0.00	0.00	0.00	0.00	0.00	0.00	0.00	0.00	0.00
10	Office of the Deputy Governor	0.00	0.00	0.00	0.00	0.00	0.00	0.00	0.00	0.00	0.00	0.00	0.00	0.00
11	Ministry of Local Government & Rural Development	0.00	0.00	0.00	0.00	0.00	0.00	0.00	0.00	0.00	0.00	0.00	0.00	0.00
12	Imo State Planning & Economic Devt. Comm.	0.00	0.00	0.00	0.00	0.00	0.00	0.00	0.00	0.00	0.00	0.00	0.00	0.00
13	Office of the Secretary to the State Government	0.00	0.00	0.00	0.00	0.00	0.00	0.00	0.00	0.00	0.00	0.00	0.00	0.00
14	Office of the Head of Service	0.00	0.00	0.00	0.00	0.00	0.00	0.00	0.00	0.00	0.00	0.00	0.00	0.00
15	Ministry of Finance	0.00	0.00	0.00	0.00	0.00	0.00	0.00	0.00	0.00	0.00	0.00	0.00	0.00
16	Board of Internal Revenue	0.00	0.00	0.00	0.00	0.00	0.00	0.00	0.00	0.00	0.00	0.00	0.00	0.00
17	Ministry of Justice	0.00	0.00	0.00	0.00	0.00	0.00	0.00	0.00	0.00	0.00	0.00	0.00	0.00
18	Office of the Auditor General - State	0.00	0.00	0.00	0.00	0.00	0.00	0.00	0.00	0.00	0.00	0.00	0.00	0.00
19	Office of the Auditor General - local Govt	0.00	0.00	0.00	0.00	0.00	0.00	0.00	0.00	0.00	0.00	0.00	0.00	0.00
20	Civil Service Commission	0.00	0.00	0.00	0.00	0.00	0.00	0.00	0.00	0.00	0.00	0.00	0.00	0.00
21	Judiciary - High Court	0.00	0.00	0.00	0.00	0.00	0.00	0.00	0.00	0.00	0.00	0.00	0.00	0.00
22	Judiciary - Customary Court of Appeal	0.00	0.00	0.00	0.00	0.00	0.00	0.00	0.00	0.00	0.00	0.00	0.00	0.00
23	Judiciary Service Commission	0.00	0.00	0.00	0.00	0.00	0.00	0.00	0.00	0.00	0.00	0.00	0.00	0.00
24	Local Government Service Commission	0.00	0.00	0.00	0.00	0.00	0.00	0.00	0.00	0.00	0.00	0.00	0.00	0.00
25	Legislature	0.00	0.00	0.00	0.00	0.00	0.00	0.00	0.00	0.00	0.00	0.00	0.00	0.00
26	House of Assembly Service Commission	0.00	0.00	0.00	0.00	0.00	0.00	0.00	0.00	0.00	0.00	0.00	0.00	0.00
27	Imo State Independent Electoral Commission	0.00	0.00	0.00	0.00	0.00	0.00	0.00	0.00	0.00	0.00	0.00	0.00	0.00
28	Ministry of Community Govt. Council, Culture and Chieftaincy Affairs	0.00	0.00	0.00	0.00	0.00	0.00	0.00	0.00	0.00	0.00	0.00	0.00	0.00
29	Ministry of Internal Resources & Pensions	0.00	0.00	0.00	0.00	0.00	0.00	0.00	0.00	0.00	0.00	0.00	0.00	0.00
	<b>Total General Administration</b>	<b>0.00</b>	<b>0.00</b>	<b>0.00</b>	<b>0.00</b>	<b>0.00</b>	<b>0.00</b>	<b>0.00</b>	<b>0.00</b>	<b>0.00</b>	<b>0.00</b>	<b>0.00</b>	<b>0.00</b>	<b>0.00</b>
	<b>Grand Total</b>	<b>0.00</b>	<b>0.00</b>	<b>0.00</b>	<b>0.00</b>	<b>0.00</b>	<b>0.00</b>	<b>0.00</b>	<b>0.00</b>	<b>0.00</b>	<b>0.00</b>	<b>0.00</b>	<b>0.00</b>	<b>0.00</b>



Note 11a

Schedule Of Repayments-General For 2017

REPAYMENTS- GENERAL		ACTUAL 2017	BUDGET 2017	VA
REPAYMENTS- GENERAL		₦	₦	
ACTUAL 2016	Description			
0.00	MINISTRY OF AGRICULTURE & ENVIRONMENT	0.00	0.00	
0.00	MINISTRY OF COMMERCE AND INDUSTRY	0.00	0.00	
0.00	MINISTRY OF LANDS, SURVEY,HOUSING & URBAN DEV	0.00	0.00	
0.00	MINISTRY OF INFORMATION, TOURISM & PUBLIC UTILITIES	0.00	0.00	
0.00	MINISTRY OF WORKS AND TRANSPORT	0.00	0.00	
<b>0.00</b>	<b>TOTAL ECONOMIC SECTOR</b>	<b>0.00</b>	<b>0.00</b>	
0.00	MINISTRY OF EDUCATION,SCIENCE AND TECHNOLOGY	0.00	0.00	
0.00	MINISTRY OF HEALTH, SOCIAL DEVELOPMENT& WOMEN AFFAIRS	0.00	0.00	
0.00	MINISTRY OF YOUTH,SPORTS AND PUBLIC SAFETY	0.00	0.00	
<b>0.00</b>	<b>TOTAL SOCIAL SERVICE SECTOR</b>	<b>0.00</b>	<b>0.00</b>	



ACTUAL 2016	Description	ACTUAL 2017	BUDGET 2017	VARIANCE
₦		₦	₦	₦
0.00	OFFICE OF THE EXECUTIVE GOVERNOR	0.00	0.00	0.00
0.00	OFFICE OF THE DEPUTY GOVERNOR	0.00	0.00	0.00
0.00	MINISTRY OF LOCAL GOVERNMENT & RURAL DEVELOPMENT	0.00	0.00	0.00
0.00	IMO STATE PLANNING & ECONOMIC DEVT COMM	0.00	0.00	0.00
0.00	OFFICE OF THE SECRETARY TO THE STATE GOVERNMENT	0.00	0.00	0.00
0.00	OFFICE OF THE HEAD OF SERVICE	0.00	0.00	0.00
2,546,679,637.16	MINISTRY OF FINANCE	1,906,500,000.00	5,000,000.00	1,901,500,000.00
0.00	BOARD OF INTERNAL REVENUE	0.00	0.00	0.00
0.00	MINISTRY OF JUSTICE	0.00	0.00	0.00
0.00	OFFICE OF THE AUDITOR GENERAL -STATE	0.00	0.00	0.00
0.00	OFFICE OF THE AUDITOR GENERAL -LOCAL GOVT	0.00	0.00	0.00
0.00	CIVIL SERVICE COMMISSION	0.00	0.00	0.00
0.00	JUDICIARY- HIGH COURT	0.00	0.00	0.00
0.00	JUDICIARY- CUSTOMARY COURT OF APPEAL	0.00	0.00	0.00
0.00	JUDICIAL SERVICE COMMISSION	0.00	0.00	0.00
0.00	LOCAL GOVERNMENT SERVICE COMMISSION	0.00	0.00	0.00
0.00	LEGISLATURE	0.00	0.00	0.00
0.00	HOUSE OF ASSEMBLY SERVICE COMMISSION	0.00	0.00	0.00
0.00	IMO STATE INDEPENDENT ELECTORAL COMMISSION	0.00	0.00	0.00
0.00	MINISTRY OF COMMUNITY GOVT COUNCIL, CULTURE AND CHIEFTAINCY AFFAIRS	0.00	0.00	0.00
0.00	MINISTRY OF INTERNAL RESOURCES & PENSIONS	0.00	0.00	0.00
2,546,679,637.16	TOTAL GENERAL ADMINISTRATION	1,906,500,000.00	5,000,000.00	1,901,500,000.00
2,546,679,637.16	GRAND TOTAL	1,906,500,000.00	5,000,000.00	1,901,500,000.00



**Note 11b**  
**Monthly Schedule of Repayments-General for 2017**

S/N	DESCRIPTION	JAN	FEB	MAR	APR	MAY	JUN	JUL	AUG	SEP	OCT	NOV	DEC	ACTL
1	Ministry of Agriculture & Environment	0.00	0.00	0.00	0.00	0.00	0.00	0.00	0.00	0.00	0.00	0.00	0.00	0.00
2	Ministry of Commerce and Industry	0.00	0.00	0.00	0.00	0.00	0.00	0.00	0.00	0.00	0.00	0.00	0.00	0.00
3	Ministry of Lands, Survey, Housing and Urban Dev.	0.00	0.00	0.00	0.00	0.00	0.00	0.00	0.00	0.00	0.00	0.00	0.00	0.00
4	Ministry of Information, Tourism and Public Utilities	0.00	0.00	0.00	0.00	0.00	0.00	0.00	0.00	0.00	0.00	0.00	0.00	0.00
5	Ministry of Works and Transport	0.00	0.00	0.00	0.00	0.00	0.00	0.00	0.00	0.00	0.00	0.00	0.00	0.00
	<b>Total Economic Sector</b>	<b>0.00</b>	<b>0.00</b>	<b>0.00</b>	<b>0.00</b>	<b>0.00</b>	<b>0.00</b>	<b>0.00</b>	<b>0.00</b>	<b>0.00</b>	<b>0.00</b>	<b>0.00</b>	<b>0.00</b>	<b>0.00</b>
6	Ministry of Education, Science and Technology	0.00	0.00	0.00	0.00	0.00	0.00	0.00	0.00	0.00	0.00	0.00	0.00	0.00
7	Ministry of Health, Social Development & Women Affairs	0.00	0.00	0.00	0.00	0.00	0.00	0.00	0.00	0.00	0.00	0.00	0.00	0.00
8	Ministry of Youth, Sports and Public Safety	0.00	0.00	0.00	0.00	0.00	0.00	0.00	0.00	0.00	0.00	0.00	0.00	0.00
	<b>Total Social Service Sector</b>	<b>0.00</b>	<b>0.00</b>	<b>0.00</b>	<b>0.00</b>	<b>0.00</b>	<b>0.00</b>	<b>0.00</b>	<b>0.00</b>	<b>0.00</b>	<b>0.00</b>	<b>0.00</b>	<b>0.00</b>	<b>0.00</b>
9	Office of the Executive Governor	0.00	0.00	0.00	0.00	0.00	0.00	0.00	0.00	0.00	0.00	0.00	0.00	0.00
10	Office of the Deputy Governor	0.00	0.00	0.00	0.00	0.00	0.00	0.00	0.00	0.00	0.00	0.00	0.00	0.00
11	Ministry of Local Government & Rural Development	0.00	0.00	0.00	0.00	0.00	0.00	0.00	0.00	0.00	0.00	0.00	0.00	0.00
12	Imo State Planning & Economic Devt. Comm.	0.00	0.00	0.00	0.00	0.00	0.00	0.00	0.00	0.00	0.00	0.00	0.00	0.00
13	Office of the Secretary to the State Government	0.00	0.00	0.00	0.00	0.00	0.00	0.00	0.00	0.00	0.00	0.00	0.00	0.00
14	Office of the Head of Service	0.00	0.00	0.00	0.00	0.00	0.00	0.00	0.00	0.00	0.00	0.00	0.00	0.00
15	Ministry of Finance	158,875,000.00	158,875,000.00	158,875,000.00	158,875,000.00	158,875,000.00	158,875,000.00	158,875,000.00	158,875,000.00	158,875,000.00	158,875,000.00	158,875,000.00	158,875,000.00	158,875,000.00
16	Board of Internal Revenue	0.00	0.00	0.00	0.00	0.00	0.00	0.00	0.00	0.00	0.00	0.00	0.00	0.00
17	Ministry of Justice	0.00	0.00	0.00	0.00	0.00	0.00	0.00	0.00	0.00	0.00	0.00	0.00	0.00
18	Office of the Auditor General - State	0.00	0.00	0.00	0.00	0.00	0.00	0.00	0.00	0.00	0.00	0.00	0.00	0.00
19	Office of the Auditor General - Local Govt	0.00	0.00	0.00	0.00	0.00	0.00	0.00	0.00	0.00	0.00	0.00	0.00	0.00
20	Civil Service Commission	0.00	0.00	0.00	0.00	0.00	0.00	0.00	0.00	0.00	0.00	0.00	0.00	0.00
21	Judiciary - High Court	0.00	0.00	0.00	0.00	0.00	0.00	0.00	0.00	0.00	0.00	0.00	0.00	0.00
22	Judiciary - Customary Court of Appeal	0.00	0.00	0.00	0.00	0.00	0.00	0.00	0.00	0.00	0.00	0.00	0.00	0.00
23	Judiciary Service Commission	0.00	0.00	0.00	0.00	0.00	0.00	0.00	0.00	0.00	0.00	0.00	0.00	0.00
24	Local Government Service Commission	0.00	0.00	0.00	0.00	0.00	0.00	0.00	0.00	0.00	0.00	0.00	0.00	0.00
25	Legislature	0.00	0.00	0.00	0.00	0.00	0.00	0.00	0.00	0.00	0.00	0.00	0.00	0.00
26	House of Assembly Service Commission	0.00	0.00	0.00	0.00	0.00	0.00	0.00	0.00	0.00	0.00	0.00	0.00	0.00
27	Imo State Independent Electoral Commission	0.00	0.00	0.00	0.00	0.00	0.00	0.00	0.00	0.00	0.00	0.00	0.00	0.00
28	Ministry of Community Govt. Council, Culture and Chieftaincy Affairs	0.00	0.00	0.00	0.00	0.00	0.00	0.00	0.00	0.00	0.00	0.00	0.00	0.00
29	Ministry of Internal Resources & Pensions	0.00	0.00	0.00	0.00	0.00	0.00	0.00	0.00	0.00	0.00	0.00	0.00	0.00
	<b>Total General Administration</b>	<b>158,875,000.00</b>	<b>158,875,000.00</b>	<b>158,875,000.00</b>	<b>158,875,000.00</b>	<b>158,875,000.00</b>	<b>158,875,000.00</b>	<b>158,875,000.00</b>	<b>158,875,000.00</b>	<b>158,875,000.00</b>	<b>158,875,000.00</b>	<b>158,875,000.00</b>	<b>158,875,000.00</b>	<b>158,875,000.00</b>
	<b>Grand Total</b>	<b>158,875,000.00</b>	<b>158,875,000.00</b>	<b>158,875,000.00</b>	<b>158,875,000.00</b>	<b>158,875,000.00</b>	<b>158,875,000.00</b>	<b>158,875,000.00</b>	<b>158,875,000.00</b>	<b>158,875,000.00</b>	<b>158,875,000.00</b>	<b>158,875,000.00</b>	<b>158,875,000.00</b>	<b>1,906.</b>



**Note 12a**  
**Schedule Of Investment Income For 2017**

DIVIDEND RECEIVED		ACTUAL 2017	BUDGET 2017	VARIANCE
ACTUAL 2016	Description	₦	₦	₦
0.00	MINISTRY OF AGRICULTURE & ENVIRONMENT	0.00	0.00	0.00
0.00	MINISTRY OF COMMERCE AND INDUSTRY	0.00	0.00	0.00
0.00	MINISTRY OF LANDS, SURVEY, HOUSING & URBAN DEV	0.00	0.00	0.00
0.00	MINISTRY OF INFORMATION, TOURISM & PUBLIC UTILITIES	0.00	0.00	0.00
0.00	MINISTRY OF WORKS AND TRANSPORT	0.00	0.00	0.00
<b>0.00</b>	<b>TOTAL ECONOMIC SECTOR</b>	<b>0.00</b>	<b>0.00</b>	<b>0.00</b>
0.00	MINISTRY OF EDUCATION, SCIENCE AND TECHNOLOGY	0.00	0.00	0.00
0.00	MINISTRY OF HEALTH, SOCIAL DEVELOPMENT & WOMEN AFFAIRS	0.00	0.00	0.00
0.00	MINISTRY OF YOUTH, SPORTS AND PUBLIC SAFETY	0.00	0.00	0.00
<b>0.00</b>	<b>TOTAL SOCIAL SERVICE SECTOR</b>	<b>0.00</b>	<b>0.00</b>	<b>0.00</b>

*Report of the Accountant General and Financial Statement of Imo State Government for the year ended 31st Decem*



ACTUAL 2016	Description	ACTUAL 2017	BUDGET 2017	VARIA
₦		₦	₦	
0.00	OFFICE OF THE EXECUTIVE GOVERNOR	0.00	0.00	
0.00	OFFICE OF THE DEPUTY GOVERNOR	0.00	0.00	
0.00	MINISTRY OF LOCAL GOVERNMENT & RURAL DEVELOPMENT	0.00	0.00	
0.00	IMO STATE PLANNING & ECONOMIC DEVT COMM	0.00	0.00	
0.00	OFFICE OF THE SECRETARY TO THE STATE GOVERNMENT	0.00	0.00	
0.00	OFFICE OF THE HEAD OF SERVICE	0.00	0.00	
1,277,948,286.85	MINISTRY OF FINANCE	956,700,000.00	0.00	956,700,000.00
0.00	BOARD OF INTERNAL REVENUE	0.00	0.00	
0.00	MINISTRY OF JUSTICE	0.00	0.00	
0.00	OFFICE OF THE AUDITOR GENERAL -STATE	0.00	0.00	
0.00	OFFICE OF THE AUDITOR GENERAL -LOCAL GOVT	0.00	0.00	
0.00	CIVIL SERVICE COMMISSION	0.00	0.00	
0.00	JUDICIARY- HIGH COURT	0.00	0.00	
0.00	JUDICIARY- CUSTOMARY COURT OF APPEAL	0.00	0.00	
0.00	JUDICIAL SERVICE COMMISSION	0.00	0.00	
0.00	LOCAL GOVERNMENT SERVICE COMMISSION	0.00	0.00	
0.00	LEGISLATURE	0.00	0.00	
0.00	HOUSE OF ASSEMBLY SERVICE COMMISSION	0.00	0.00	
0.00	IMO STATE INDEPENDENT ELECTORAL COMMISSION	0.00	0.00	
0.00	MINISTRY OF COMMUNITY GOVT COUNCIL, CULTURE AND CHIEFTAINCY AFFAIRS	0.00	0.00	
0.00	MINISTRY OF INTERNAL RESOURCES & PENSIONS	0.00	0.00	
1,277,948,286.85	TOTAL GENERAL ADMINISTRATION	956,700,000.00	0.00	956,700,000.00
1,277,948,286.85	GRAND TOTAL	956,700,000.00	0.00	956,700,000.00





Note 12a  
Monthly Schedule of Investment Income for 2017

S/N	DESCRIPTION	JAN	FEB	MAR	APR	MAY	JUN	JUL	AUG	SEP	OCT	NOV	DEC	ACTUAL 2017
		₦	₦	₦	₦	₦	₦	₦	₦	₦	₦	₦	₦	₦
1	Ministry of Agriculture & Environment	0.00	0.00	0.00	0.00	0.00	0.00	0.00	0.00	0.00	0.00	0.00	0.00	0.00
2	Ministry of Commerce and Industry	0.00	0.00	0.00	0.00	0.00	0.00	0.00	0.00	0.00	0.00	0.00	0.00	0.00
3	Ministry of Lands, Survey, Housing and Urban Dev.	0.00	0.00	0.00	0.00	0.00	0.00	0.00	0.00	0.00	0.00	0.00	0.00	0.00
4	Ministry of Information, Tourism and Public Utilities	0.00	0.00	0.00	0.00	0.00	0.00	0.00	0.00	0.00	0.00	0.00	0.00	0.00
5	Ministry of Works and Transport	0.00	0.00	0.00	0.00	0.00	0.00	0.00	0.00	0.00	0.00	0.00	0.00	0.00
	<b>Total Economic Sector</b>	<b>0.00</b>	<b>0.00</b>	<b>0.00</b>	<b>0.00</b>	<b>0.00</b>	<b>0.00</b>	<b>0.00</b>	<b>0.00</b>	<b>0.00</b>	<b>0.00</b>	<b>0.00</b>	<b>0.00</b>	<b>0.00</b>
6	Ministry of Education, Science and Technology	0.00	0.00	0.00	0.00	0.00	0.00	0.00	0.00	0.00	0.00	0.00	0.00	0.00
7	Ministry of Health, Social Development & Women Affairs	0.00	0.00	0.00	0.00	0.00	0.00	0.00	0.00	0.00	0.00	0.00	0.00	0.00
8	Ministry of Youth, Sports and Public Safety	0.00	0.00	0.00	0.00	0.00	0.00	0.00	0.00	0.00	0.00	0.00	0.00	0.00
	<b>Total Social Service Sector</b>	<b>0.00</b>	<b>0.00</b>	<b>0.00</b>	<b>0.00</b>	<b>0.00</b>	<b>0.00</b>	<b>0.00</b>	<b>0.00</b>	<b>0.00</b>	<b>0.00</b>	<b>0.00</b>	<b>0.00</b>	<b>0.00</b>
9	Office of the Executive Governor	0.00	0.00	0.00	0.00	0.00	0.00	0.00	0.00	0.00	0.00	0.00	0.00	0.00
10	Office of the Deputy Governor	0.00	0.00	0.00	0.00	0.00	0.00	0.00	0.00	0.00	0.00	0.00	0.00	0.00
11	Ministry of Local Government & Rural Development	0.00	0.00	0.00	0.00	0.00	0.00	0.00	0.00	0.00	0.00	0.00	0.00	0.00
12	Imo State Planning & Economic Devt. Comm.	0.00	0.00	0.00	0.00	0.00	0.00	0.00	0.00	0.00	0.00	0.00	0.00	0.00
13	Office of the Secretary to the State Government	0.00	0.00	0.00	0.00	0.00	0.00	0.00	0.00	0.00	0.00	0.00	0.00	0.00
14	Office of the Head of Service	0.00	0.00	0.00	0.00	0.00	0.00	0.00	0.00	0.00	0.00	0.00	0.00	0.00
15	Ministry of Finance	79,725,000.00	79,725,000.00	79,725,000.00	79,725,000.00	79,725,000.00	79,725,000.00	79,725,000.00	79,725,000.00	79,725,000.00	79,725,000.00	79,725,000.00	79,725,000.00	79,725,000.00
16	Board of Internal Revenue	0.00	0.00	0.00	0.00	0.00	0.00	0.00	0.00	0.00	0.00	0.00	0.00	0.00
17	Ministry of Justice	0.00	0.00	0.00	0.00	0.00	0.00	0.00	0.00	0.00	0.00	0.00	0.00	0.00
18	Office of the Auditor General - State	0.00	0.00	0.00	0.00	0.00	0.00	0.00	0.00	0.00	0.00	0.00	0.00	0.00
19	Office of the Auditor General - Local Govt	0.00	0.00	0.00	0.00	0.00	0.00	0.00	0.00	0.00	0.00	0.00	0.00	0.00
20	Civil Service Commission	0.00	0.00	0.00	0.00	0.00	0.00	0.00	0.00	0.00	0.00	0.00	0.00	0.00
21	Judiciary - High Court	0.00	0.00	0.00	0.00	0.00	0.00	0.00	0.00	0.00	0.00	0.00	0.00	0.00
22	Judiciary - Customary Court of Appeal	0.00	0.00	0.00	0.00	0.00	0.00	0.00	0.00	0.00	0.00	0.00	0.00	0.00
23	Judiciary Service Commission	0.00	0.00	0.00	0.00	0.00	0.00	0.00	0.00	0.00	0.00	0.00	0.00	0.00
24	Local Government Service Commission	0.00	0.00	0.00	0.00	0.00	0.00	0.00	0.00	0.00	0.00	0.00	0.00	0.00
25	Legislature	0.00	0.00	0.00	0.00	0.00	0.00	0.00	0.00	0.00	0.00	0.00	0.00	0.00
26	House of Assembly Service Commission	0.00	0.00	0.00	0.00	0.00	0.00	0.00	0.00	0.00	0.00	0.00	0.00	0.00
27	Imo State Independent Electoral Commission	0.00	0.00	0.00	0.00	0.00	0.00	0.00	0.00	0.00	0.00	0.00	0.00	0.00
28	Ministry of Community Govt. Council, Culture and Chieftaincy Affairs	0.00	0.00	0.00	0.00	0.00	0.00	0.00	0.00	0.00	0.00	0.00	0.00	0.00
29	Ministry of Internal Resources & Pensions	0.00	0.00	0.00	0.00	0.00	0.00	0.00	0.00	0.00	0.00	0.00	0.00	0.00
	<b>Total General Administration</b>	<b>79,725,000.00</b>	<b>79,725,000.00</b>	<b>79,725,000.00</b>	<b>79,725,000.00</b>	<b>79,725,000.00</b>	<b>79,725,000.00</b>	<b>79,725,000.00</b>	<b>79,725,000.00</b>	<b>79,725,000.00</b>	<b>79,725,000.00</b>	<b>79,725,000.00</b>	<b>79,725,000.00</b>	<b>79,725,000.00</b>
	<b>Grand Total</b>	<b>79,725,000.00</b>	<b>79,725,000.00</b>	<b>79,725,000.00</b>	<b>79,725,000.00</b>	<b>79,725,000.00</b>	<b>79,725,000.00</b>	<b>79,725,000.00</b>	<b>79,725,000.00</b>	<b>79,725,000.00</b>	<b>79,725,000.00</b>	<b>79,725,000.00</b>	<b>79,725,000.00</b>	<b>956,700,000.00</b>



**Note 13a**  
**Schedule of Interest Income For 2017**

<b>INVESTMENT INCOME</b>		<b>ACTUAL 2017</b>	<b>BUDGET 2017</b>	<b>VARI</b>
<b>INVESTMENT INCOME</b>				
<b>ACTUAL 2016</b>	<b>Description</b>	<b>ACTUAL 2017</b>	<b>BUDGET 2017</b>	<b>VARI</b>
<b>#</b>		<b>#</b>		
0.00	MINISTRY OF AGRICULTURE & ENVIRONMENT	0.00	0.00	
0.00	MINISTRY OF COMMERCE AND INDUSTRY	0.00	0.00	
0.00	MINISTRY OF LANDS, SURVEY, HOUSING & URBAN DEV	0.00	0.00	
0.00	MINISTRY OF INFORMATION, TOURISM & PUBLIC UTILITIES	0.00	0.00	
0.00	MINISTRY OF WORKS AND TRANSPORT	0.00	0.00	
<b>0.00</b>	<b>TOTAL ECONOMIC SECTOR</b>	<b>0.00</b>	<b>0.00</b>	
0.00	MINISTRY OF EDUCATION, SCIENCE AND TECHNOLOGY	0.00	0.00	
0.00	MINISTRY OF HEALTH, SOCIAL DEVELOPMENT & WOMEN AFFAIRS	0.00	0.00	
0.00	MINISTRY OF YOUTH, SPORTS AND PUBLIC SAFETY	0.00	0.00	
<b>0.00</b>	<b>TOTAL SOCIAL SERVICE SECTOR</b>	<b>0.00</b>	<b>0.00</b>	



ACTUAL 2016	Description	ACTUAL 2017	BUDGET 2017	VARIANCE
₦		₦	₦	₦
0.00	OFFICE OF THE EXECUTIVE GOVERNOR	0.00	0.00	0.00
0.00	OFFICE OF THE DEPUTY GOVERNOR	0.00	0.00	0.00
0.00	MINISTRY OF LOCAL GOVERNMENT & RURAL DEVELOPMENT	0.00	0.00	0.00
0.00	IMO STATE PLANNING & ECONOMIC DEVT COMM	0.00	0.00	0.00
0.00	OFFICE OF THE SECRETARY TO THE STATE GOVERNMENT	0.00	0.00	0.00
0.00	OFFICE OF THE HEAD OF SERVICE	0.00	0.00	0.00
182,735,785.14	MINISTRY OF FINANCE	136,800,000.00	0.00	136,800,000.00
0.00	BOARD OF INTERNAL REVENUE	0.00	0.00	0.00
0.00	MINISTRY OF JUSTICE	0.00	0.00	0.00
0.00	OFFICE OF THE AUDITOR GENERAL -STATE	0.00	0.00	0.00
0.00	OFFICE OF THE AUDITOR GENERAL -LOCAL GOVT	0.00	0.00	0.00
0.00	CIVIL SERVICE COMMISSION	0.00	0.00	0.00
0.00	JUDICIARY- HIGH COURT	0.00	0.00	0.00
0.00	JUDICIARY- CUSTOMARY COURT OF APPEAL	0.00	0.00	0.00
0.00	JUDICIAL SERVICE COMMISSION	0.00	0.00	0.00
0.00	LOCAL GOVERNMENT SERVICE COMMISSION	0.00	0.00	0.00
0.00	LEGISLATURE	0.00	0.00	0.00
0.00	HOUSE OF ASSEMBLY SERVICE COMMISSION	0.00	0.00	0.00
0.00	IMO STATE INDEPENDENT ELECTORAL COMMISSION	0.00	0.00	0.00
0.00	MINISTRY OF COMMUNITY GOVT COUNCIL, CULTURE AND CHIEFTAINCY AFFAIRS	0.00	0.00	0.00
0.00	MINISTRY OF INTERNAL RESOURCES & PENSIONS	0.00	0.00	0.00
182,735,785.14	TOTAL GENERAL ADMINISTRATION	136,800,000.00	0.00	136,800,000.00
182,735,785.14	GRAND TOTAL	136,800,000.00	0.00	136,800,000.00

**Report of the Accountant General and Financial Statement of Imo State Government for the year ended 31st December**



**Note 13b**  
Monthly Schedule of Interest Income for 2017

S/N	DESCRIPTION	JAN	FEB	MAR	APR	MAY	JUN	JUL	AUG	SEP	OCT	NOV	DEC	ACTUAL
1	Ministry of Agriculture & Environment	0.00	0.00	0.00	0.00	0.00	0.00	0.00	0.00	0.00	0.00	0.00	0.00	0.00
2	Ministry of Commerce and Industry	0.00	0.00	0.00	0.00	0.00	0.00	0.00	0.00	0.00	0.00	0.00	0.00	0.00
3	Ministry of Lands, Survey, Housing and Urban Dev.	0.00	0.00	0.00	0.00	0.00	0.00	0.00	0.00	0.00	0.00	0.00	0.00	0.00
4	Ministry of Information, Tourism and Public Utilities	0.00	0.00	0.00	0.00	0.00	0.00	0.00	0.00	0.00	0.00	0.00	0.00	0.00
5	Ministry of Works and Transport	0.00	0.00	0.00	0.00	0.00	0.00	0.00	0.00	0.00	0.00	0.00	0.00	0.00
	<b>Total Economic Sector</b>	<b>0.00</b>	<b>0.00</b>	<b>0.00</b>	<b>0.00</b>	<b>0.00</b>	<b>0.00</b>	<b>0.00</b>	<b>0.00</b>	<b>0.00</b>	<b>0.00</b>	<b>0.00</b>	<b>0.00</b>	<b>0.00</b>
6	Ministry of Education, Science and Technology	0.00	0.00	0.00	0.00	0.00	0.00	0.00	0.00	0.00	0.00	0.00	0.00	0.00
7	Ministry of Health, Social Development & Women Affairs	0.00	0.00	0.00	0.00	0.00	0.00	0.00	0.00	0.00	0.00	0.00	0.00	0.00
8	Ministry of Youth, Sports and Public Safety	0.00	0.00	0.00	0.00	0.00	0.00	0.00	0.00	0.00	0.00	0.00	0.00	0.00
	<b>Total Social Service Sector</b>	<b>0.00</b>	<b>0.00</b>	<b>0.00</b>	<b>0.00</b>	<b>0.00</b>	<b>0.00</b>	<b>0.00</b>	<b>0.00</b>	<b>0.00</b>	<b>0.00</b>	<b>0.00</b>	<b>0.00</b>	<b>0.00</b>
9	Office of the Executive Governor	0.00	0.00	0.00	0.00	0.00	0.00	0.00	0.00	0.00	0.00	0.00	0.00	0.00
10	Office of the Deputy Governor	0.00	0.00	0.00	0.00	0.00	0.00	0.00	0.00	0.00	0.00	0.00	0.00	0.00
11	Ministry of Local Government & Rural Development	0.00	0.00	0.00	0.00	0.00	0.00	0.00	0.00	0.00	0.00	0.00	0.00	0.00
12	Imo State Planning & Economic Devt. Comm.	0.00	0.00	0.00	0.00	0.00	0.00	0.00	0.00	0.00	0.00	0.00	0.00	0.00
13	Office of the Secretary to the State Government	0.00	0.00	0.00	0.00	0.00	0.00	0.00	0.00	0.00	0.00	0.00	0.00	0.00
14	Office of the Head of Service	0.00	0.00	0.00	0.00	0.00	0.00	0.00	0.00	0.00	0.00	0.00	0.00	0.00
15	Ministry of Finance	11,400,000.00	11,400,000.00	11,400,000.00	11,400,000.00	11,400,000.00	11,400,000.00	11,400,000.00	11,400,000.00	11,400,000.00	11,400,000.00	11,400,000.00	11,400,000.00	11,400,000.00
16	Board of Internal Revenue	0.00	0.00	0.00	0.00	0.00	0.00	0.00	0.00	0.00	0.00	0.00	0.00	0.00
17	Ministry of Justice	0.00	0.00	0.00	0.00	0.00	0.00	0.00	0.00	0.00	0.00	0.00	0.00	0.00
18	Office of the Auditor General - State	0.00	0.00	0.00	0.00	0.00	0.00	0.00	0.00	0.00	0.00	0.00	0.00	0.00
19	Office of the Auditor General - Local Govt	0.00	0.00	0.00	0.00	0.00	0.00	0.00	0.00	0.00	0.00	0.00	0.00	0.00
20	Civil Service Commission	0.00	0.00	0.00	0.00	0.00	0.00	0.00	0.00	0.00	0.00	0.00	0.00	0.00
21	Judiciary - High Court	0.00	0.00	0.00	0.00	0.00	0.00	0.00	0.00	0.00	0.00	0.00	0.00	0.00
22	Judiciary - Customary Court of Appeal	0.00	0.00	0.00	0.00	0.00	0.00	0.00	0.00	0.00	0.00	0.00	0.00	0.00
23	Judiciary Service Commission	0.00	0.00	0.00	0.00	0.00	0.00	0.00	0.00	0.00	0.00	0.00	0.00	0.00
24	Local Government Service Commission	0.00	0.00	0.00	0.00	0.00	0.00	0.00	0.00	0.00	0.00	0.00	0.00	0.00
25	Legislature	0.00	0.00	0.00	0.00	0.00	0.00	0.00	0.00	0.00	0.00	0.00	0.00	0.00
26	House of Assembly Service Commission	0.00	0.00	0.00	0.00	0.00	0.00	0.00	0.00	0.00	0.00	0.00	0.00	0.00
27	Imo State Independent Electoral Commission	0.00	0.00	0.00	0.00	0.00	0.00	0.00	0.00	0.00	0.00	0.00	0.00	0.00
28	Ministry of Community Govt. Council, Culture and Chieftaincy Affairs	0.00	0.00	0.00	0.00	0.00	0.00	0.00	0.00	0.00	0.00	0.00	0.00	0.00
29	Ministry of Internal Resources & Pensions	0.00	0.00	0.00	0.00	0.00	0.00	0.00	0.00	0.00	0.00	0.00	0.00	0.00
	<b>Total General Administration</b>	<b>11,400,000.00</b>	<b>11,400,000.00</b>	<b>11,400,000.00</b>	<b>11,400,000.00</b>	<b>11,400,000.00</b>	<b>11,400,000.00</b>	<b>11,400,000.00</b>	<b>11,400,000.00</b>	<b>11,400,000.00</b>	<b>11,400,000.00</b>	<b>11,400,000.00</b>	<b>11,400,000.00</b>	<b>11,400,000.00</b>
	<b>Grand Total</b>	<b>11,400,000.00</b>	<b>11,400,000.00</b>	<b>11,400,000.00</b>	<b>11,400,000.00</b>	<b>11,400,000.00</b>	<b>11,400,000.00</b>	<b>11,400,000.00</b>	<b>11,400,000.00</b>	<b>11,400,000.00</b>	<b>11,400,000.00</b>	<b>11,400,000.00</b>	<b>11,400,000.00</b>	<b>11,400,000.00</b>



Note 14a  
Schedule of Re-impbursement For 2017

REIMBURSEMENTS				
ACTUAL 2016	Description	ACTUAL 2017	BUDGET 2017	VARIANCE
₦		₦	₦	₦
0.00	MINISTRY OF AGRICULTURE & ENVIRONMENT	0.00	0.00	0.00
0.00	MINISTRY OF COMMERCE AND INDUSTRY	0.00	0.00	0.00
0.00	MINISTRY OF LANDS, SURVEY, HOUSING & URBAN DEV	0.00	0.00	0.00
0.00	MINISTRY OF INFORMATION, TOURISM & PUBLIC UTILITIES	0.00	0.00	0.00
0.00	MINISTRY OF WORKS AND TRANSPORT	0.00	0.00	0.00
<b>0.00</b>	<b>TOTAL ECONOMIC SECTOR</b>	<b>0.00</b>	<b>0.00</b>	<b>0.00</b>
0.00	MINISTRY OF EDUCATION, SCIENCE AND TECHNOLOGY	0.00	0.00	0.00
0.00	MINISTRY OF HEALTH, SOCIAL DEVELOPMENT & WOMEN AFFAIRS	0.00	0.00	0.00
0.00	MINISTRY OF YOUTH, SPORTS AND PUBLIC SAFETY	0.00	0.00	0.00
<b>0.00</b>	<b>TOTAL SOCIAL SERVICE SECTOR</b>	<b>0.00</b>	<b>0.00</b>	<b>0.00</b>



ACTUAL 2016	Description	ACTUAL 2017	BUDGET 2017	VARIANCE
₦		₦	₦	
0.00	OFFICE OF THE EXECUTIVE GOVERNOR	0.00	0.00	
0.00	OFFICE OF THE DEPUTY GOVERNOR	0.00	0.00	
0.00	MINISTRY OF LOCAL GOVERNMENT & RURAL DEVELOPMENT	0.00	0.00	
0.00	IMO STATE PLANNING & ECONOMIC DEVT COMM	0.00	0.00	
0.00	OFFICE OF THE SECRETARY TO THE STATE GOVERNMENT	0.00	0.00	
0.00	OFFICE OF THE HEAD OF SERVICE	0.00	0.00	
6,940,602,196.59	MINISTRY OF FINANCE	2,826,431,333.82	0.00	2,826,431,333
0.00	BOARD OF INTERNAL REVENUE	0.00	0.00	
0.00	MINISTRY OF JUSTICE	0.00	0.00	
0.00	OFFICE OF THE AUDITOR GENERAL -STATE	0.00	0.00	
0.00	OFFICE OF THE AUDITOR GENERAL -LOCAL GOVT	0.00	0.00	
0.00	CIVIL SERVICE COMMISSION	0.00	0.00	
0.00	JUDICIARY- HIGH COURT	0.00	0.00	
0.00	JUDICIARY- CUSTOMARY COURT OF APPEAL	0.00	0.00	
0.00	JUDICIAL SERVICE COMMISSION	0.00	0.00	
0.00	LOCAL GOVERNMENT SERVICE COMMISSION	0.00	0.00	
0.00	LEGISLATURE	0.00	0.00	
0.00	HOUSE OF ASSEMBLY SERVICE COMMISSION	0.00	0.00	
0.00	IMO STATE INDEPENDENT ELECTORAL COMMISSION	0.00	0.00	
0.00	MINISTRY OF COMMUNITY GOVT COUNCIL, CULTURE AND CHIEFTAINCY AFFAIRS	0.00	0.00	
0.00	MINISTRY OF INTERNAL RESOURCES & PENSIONS	0.00	0.00	
6,940,602,196.59	TOTAL GENERAL ADMINISTRATION	2,826,431,333.82	0.00	2,826,431,333
6,940,602,196.59	GRAND TOTAL	2,826,431,333.82	0.00	2,826,431,333



Note 14b  
Monthly Schedule of Re-imbursement for 2017

S/N	DESCRIPTION	JAN	FEB	MAR	APR	MAY	JUN	JUL	AUG	SEP	OCT	NOV	DEC	ACTUAL 2017
		₦	₦	₦	₦	₦	₦	₦	₦	₦	₦	₦	₦	₦
1	Ministry of Agriculture & Environment	0.00	0.00	0.00	0.00	0.00	0.00	0.00	0.00	0.00	0.00	0.00	0.00	0.00
2	Ministry of Commerce and Industry	0.00	0.00	0.00	0.00	0.00	0.00	0.00	0.00	0.00	0.00	0.00	0.00	0.00
3	Ministry of Lands, Survey, Housing and Urban Dev.	0.00	0.00	0.00	0.00	0.00	0.00	0.00	0.00	0.00	0.00	0.00	0.00	0.00
4	Ministry of Information, Tourism and Public Utilities	0.00	0.00	0.00	0.00	0.00	0.00	0.00	0.00	0.00	0.00	0.00	0.00	0.00
5	Ministry of Works and Transport	0.00	0.00	0.00	0.00	0.00	0.00	0.00	0.00	0.00	0.00	0.00	0.00	0.00
	<b>Total Economic Sector</b>	<b>0.00</b>	<b>0.00</b>	<b>0.00</b>	<b>0.00</b>	<b>0.00</b>	<b>0.00</b>	<b>0.00</b>	<b>0.00</b>	<b>0.00</b>	<b>0.00</b>	<b>0.00</b>	<b>0.00</b>	<b>0.00</b>
6	Ministry of Education, Science and Technology	0.00	0.00	0.00	0.00	0.00	0.00	0.00	0.00	0.00	0.00	0.00	0.00	0.00
7	Ministry of Health, Social Development & Women Affairs	0.00	0.00	0.00	0.00	0.00	0.00	0.00	0.00	0.00	0.00	0.00	0.00	0.00
8	Ministry of Youth, Sports and Public Safety	0.00	0.00	0.00	0.00	0.00	0.00	0.00	0.00	0.00	0.00	0.00	0.00	0.00
	<b>Total Social Service Sector</b>	<b>0.00</b>	<b>0.00</b>	<b>0.00</b>	<b>0.00</b>	<b>0.00</b>	<b>0.00</b>	<b>0.00</b>	<b>0.00</b>	<b>0.00</b>	<b>0.00</b>	<b>0.00</b>	<b>0.00</b>	<b>0.00</b>
9	Office of the Executive Governor	0.00	0.00	0.00	0.00	0.00	0.00	0.00	0.00	0.00	0.00	0.00	0.00	0.00
10	Office of the Deputy Governor	0.00	0.00	0.00	0.00	0.00	0.00	0.00	0.00	0.00	0.00	0.00	0.00	0.00
11	Ministry of Local Government & Rural Development	0.00	0.00	0.00	0.00	0.00	0.00	0.00	0.00	0.00	0.00	0.00	0.00	0.00
12	Imo State Planning & Economic Devt. Comm.	0.00	0.00	0.00	0.00	0.00	0.00	0.00	0.00	0.00	0.00	0.00	0.00	0.00
13	Office of the Secretary to the State Government	0.00	0.00	0.00	0.00	0.00	0.00	0.00	0.00	0.00	0.00	0.00	0.00	0.00
14	Office of the Head of Service	0.00	0.00	0.00	0.00	0.00	0.00	0.00	0.00	0.00	0.00	0.00	0.00	0.00
15	Ministry of Finance	235,535,944.49	235,535,944.49	235,535,944.49	235,535,944.49	235,535,944.49	235,535,944.49	235,535,944.49	235,535,944.49	235,535,944.49	235,535,944.49	235,535,944.49	235,535,944.49	2,826,431,334
16	Board of Internal Revenue	0.00	0.00	0.00	0.00	0.00	0.00	0.00	0.00	0.00	0.00	0.00	0.00	0.00
17	Ministry of Justice	0.00	0.00	0.00	0.00	0.00	0.00	0.00	0.00	0.00	0.00	0.00	0.00	0.00
18	Office of the Auditor General - State	0.00	0.00	0.00	0.00	0.00	0.00	0.00	0.00	0.00	0.00	0.00	0.00	0.00
19	Office of the Auditor General - Local Govt	0.00	0.00	0.00	0.00	0.00	0.00	0.00	0.00	0.00	0.00	0.00	0.00	0.00
20	Civil Service Commission	0.00	0.00	0.00	0.00	0.00	0.00	0.00	0.00	0.00	0.00	0.00	0.00	0.00
21	Judiciary - High Court	0.00	0.00	0.00	0.00	0.00	0.00	0.00	0.00	0.00	0.00	0.00	0.00	0.00
22	Judiciary - Customary Court of Appeal	0.00	0.00	0.00	0.00	0.00	0.00	0.00	0.00	0.00	0.00	0.00	0.00	0.00
23	Judiciary Service Commission	0.00	0.00	0.00	0.00	0.00	0.00	0.00	0.00	0.00	0.00	0.00	0.00	0.00
24	Local Government Service Commission	0.00	0.00	0.00	0.00	0.00	0.00	0.00	0.00	0.00	0.00	0.00	0.00	0.00
25	Legislature	0.00	0.00	0.00	0.00	0.00	0.00	0.00	0.00	0.00	0.00	0.00	0.00	0.00
26	House of Assembly Service Commission	0.00	0.00	0.00	0.00	0.00	0.00	0.00	0.00	0.00	0.00	0.00	0.00	0.00
27	Imo State Independent Electoral Commission	0.00	0.00	0.00	0.00	0.00	0.00	0.00	0.00	0.00	0.00	0.00	0.00	0.00
28	Ministry of Community Govt. Council, Culture and Chieftaincy Affairs	0.00	0.00	0.00	0.00	0.00	0.00	0.00	0.00	0.00	0.00	0.00	0.00	0.00
29	Ministry of Internal Resources & Pensions	0.00	0.00	0.00	0.00	0.00	0.00	0.00	0.00	0.00	0.00	0.00	0.00	0.00
	<b>Total General Administration</b>	<b>235,535,944.49</b>	<b>235,535,944.49</b>	<b>235,535,944.49</b>	<b>235,535,944.49</b>	<b>235,535,944.49</b>	<b>235,535,944.49</b>	<b>235,535,944.49</b>	<b>235,535,944.49</b>	<b>235,535,944.49</b>	<b>235,535,944.49</b>	<b>235,535,944.49</b>	<b>235,535,944.49</b>	<b>2,826,431,334</b>
	<b>Grand Total</b>	<b>235,535,944.49</b>	<b>235,535,944.49</b>	<b>235,535,944.49</b>	<b>235,535,944.49</b>	<b>235,535,944.49</b>	<b>235,535,944.49</b>	<b>235,535,944.49</b>	<b>235,535,944.49</b>	<b>235,535,944.49</b>	<b>235,535,944.49</b>	<b>235,535,944.49</b>	<b>235,535,944.49</b>	<b>2,826,431,334</b>



**Note 15a**  
**Schedule Of Personnel Costs ( Including Salaries on CRF Charges) For 2017**

ACTUAL 2016	Description	ACTUAL 2017	BUDGET 2017	VARIANCE
	<b># Administrative</b>	<b>#</b>	<b>#</b>	
636,744,053.43	Office of the Executive Governor	604,847,558.94	746,171,430.00	244,027,730
99,623,663.65	Office of the Deputy Governor	83,586,970.96	149,278,799.00	94,548,170
33,512,743.63	Min. of Local Govt. & Rural Devt.	48,820,930.82	90,609,076.00	60,454,328
44,882,791.44	Min. of Planning & Economic Devt. Commission	58,620,524.95	2,696,736,661.00	2,659,914,976
98,175,074.96	Office of the Secretary to the State Govt.	142,169,157.09	183,468,818.00	102,339,865
12,032,758.92	LAGOS LIAISON OFFICE	13,985,620.93	-	(9,258,637)
13,767,302.79	ABUJA LIAISON OFFICE	12,234,944.87	-	(8,268,514)
96,051,733.94	Office of the Head of Service	140,788,740.95	137,619,859.00	50,396,520
298,749,233.95	Min. of Agriculture & Natural Resources	351,290,320.78	345,250,878.00	136,118,058
-	Min. of Commerce & Industry	138,635,540.80	219,211,305.00	143,299,004
118,644,556.12	Min. of Industries & Non-Formal Sector	-	-	-
115,181,341.63	Min. of Education Primary & Secondary	183,690,261.88	188,634,456.00	102,533,407
-	Min. of Tertiary Institutions, Science & Tech.	-	-	-
104,147,556.09	Ministry of Finance	122,143,175.61	176,506,657.00	101,296,798
18,927,066.55	Min. of Internal Resources & Pensions	36,244,429.75	69,233,466.00	48,390,571
634,924,771.78	Min. of Health, Women Affairs & Social Development	628,427,379.45	583,386,186.00	207,763,541
105,249,697.83	Min. of Information, Tourism & Public Utilities	190,253,074.10	231,754,825.00	168,939,333
229,165,014.05	Ministry of Justice	250,579,062.29	1,086,054,000.00	935,716,921
121,897,931.36	Ministry of Lands, Survey, Housing & Urban Develop.	167,817,219.31	178,715,000.00	82,013,571
131,607,587.87	Ministry of Works & Transport	153,373,945.53	284,259,270.00	191,220,662



Report of the Accountant General and Financial Statement of Imo State Government for the year ended 31st December 2017



ACTUAL 2016	Description	ACTUAL 2017	BUDGET 2017	VARIANCE
₦		₦	₦	₦
-	Administrative	-	-	-
-	Min. of Housing, Urban Devt. & City Beautification	-	-	-
-	Min. of Transport	-	-	-
66,126,064.98	Office of the Auditor General - State	86,221,245.58	75,410,688.00	20,859,062.08
57,137,216.78	Office of the Auditor General - Local	73,663,182.10	76,956,381.00	30,376,597.96
37,172,965.75	Civil Service Commission	53,126,514.05	49,924,286.00	13,269,141.49
745,114,254.66	Judiciary - High Court	769,657,206.81	1,321,270,090.00	800,529,057.60
670,277,906.25	Judiciary - Customary Court Appeal	791,301,144.51	997,158,905.00	470,457,461.48
66,388,029.79	Judicial Service Commission	88,972,826.13	149,007,460.00	89,828,148.23
25,578,423.71	Local Government Service Commission	32,914,448.64	45,047,408.00	23,754,006.20
5,635,856.42	Local Government Pension Board	5,881,654.39	-	(3,829,775.99)
64,207,261.89	Board of Internal Service	60,317,315.74	189,177,422.00	161,835,674.12
373,255,158.01	Imo State House of Assembly	423,131,125.22	312,378,898.00	36,181,589.85
-	Min. of Women Affairs & Social Dev.	-	-	-
-	Min. of Public Utilities & Rural Dev.	95,543,033.93	275,604,466.00	167,190,901.07
128,880,480.89	Min. of Youths, Sports & Public Safety	-	-	-
63,860,043.51	Imo State Independence Electoral Commission	75,004,981.90	104,660,405.00	55,316,154.98
-	Min. of Petroleum & Environment	-	-	-
-	Min. of Transport & Tourism	-	-	-
51,804,939.50	House of Assembly Service Commission	60,788,064.57	61,977,227.00	24,461,018.99
3,533,317.11	Min. of Special Duties	-	-	-
47,267,540.96	Min. of Comm. Govt. Council, Culture & Trad. Affairs	63,935,898.78	129,533,138.00	92,338,728.98
-	Youth Must Work - Primary	-	-	-
-	Youth Must Work - Secondary	-	-	-
-	COT/VAT	-	-	-
5,319,524,340.20	TOTAL	6,007,967,501.36	11,155,000,655.00	7,294,014,091.45



Note 15b  
MONTHLY SCHEDULE OF PERSONNEL COSTS FOR 2017

S/N	MINISTRIES, DEPARTMENTS AND AGENCIES	JAN	FEB	MARCH	APRIL	MAY	JUNE	JULY	AUG	SEPT	OCT	NOV	DEC	ACTUAL 2017
1	Office of the Executive Governor	64,336,484.36	64,389,459.42	65,095,957.73	55,125,205.27	53,720,240.46	30,309,230.53	44,940,968.87	44,428,881.33	47,280,141.06	44,366,013.06	43,522,265.43	47,332,711.42	604,847.55
2	Office of the Deputy Governor	7,037,918.52	7,063,643.95	7,063,643.95	7,079,476.75	7,079,476.75	6,386,563.23	6,730,742.24	6,920,799.80	6,960,541.16	7,054,737.41	7,065,834.70	7,140,590.90	83,586.97
3	Office of the State Auditor-General	5,775,875.68	6,711,778.18	6,311,517.76	8,059,377.76	6,977,015.76	7,030,209.74	6,640,143.71	7,639,817.85	7,039,817.84	7,992,027.18	8,006,832.06	8,036,832.06	86,221.24
4	Imo State Planning & Eco. Dev. Com.	4,326,310.24	4,354,739.42	4,202,114.52	5,202,114.56	5,307,447.03	5,169,545.41	4,746,406.16	4,746,078.12	5,830,187.43	4,903,009.88	4,915,286.09	4,916,286.09	58,620.52
5	Office of the Secretary to State Govt.	8,931,156.85	9,807,366.41	10,117,867.96	10,285,103.25	10,525,313.67	10,449,975.29	13,335,621.72	13,661,411.08	12,948,618.04	12,821,621.37	14,335,990.02	14,949,111.43	147,169.15
6	Min. of Lands, Survey, Housing & Urb. Dev.	11,054,267.40	11,034,957.91	11,102,382.93	13,971,673.45	12,302,619.34	12,284,076.59	16,028,248.99	16,062,094.43	16,243,984.74	16,376,167.37	16,081,414.44	15,275,331.68	167,817.21
7	Board of Internal Revenue	2,643,952.52	2,710,554.25	2,739,558.36	2,728,562.34	2,695,897.84	2,683,123.07	7,450,802.32	7,305,596.76	7,274,702.36	7,274,702.36	7,423,592.09	7,386,271.47	60,317.31
8	Office of the Auditor-General Local Govt.	5,221,968.61	6,199,364.53	6,367,954.68	5,432,052.68	5,432,052.68	5,433,052.68	5,914,366.64	7,033,283.24	6,823,081.17	5,929,016.93	6,932,744.13	6,945,244.13	73,663.18
9	Min. of Local Govt. & Rural Development	4,172,979.30	3,824,056.89	3,858,255.99	3,744,123.53	3,559,293.17	3,559,293.17	4,221,689.60	4,221,689.60	4,589,370.20	4,471,263.68	4,294,522.87	4,304,392.82	48,820.93
10	Civil Service Commission	4,051,901.81	4,093,052.69	4,926,747.77	5,801,212.75	5,772,370.29	4,699,467.68	4,112,590.41	3,992,878.45	3,992,878.45	4,243,071.68	3,978,534.97	3,461,449.10	53,126.51
11	Min. of Education	10,635,204.35	10,584,110.34	10,286,721.27	10,399,306.94	11,350,956.35	11,324,106.45	20,320,217.83	19,304,221.56	19,921,792.58	20,240,107.19	19,809,168.18	19,514,353.84	183,690.26
12	Imo House of Assembly Service Com.	4,609,349.84	4,609,349.84	4,604,828.63	4,700,828.58	4,663,414.61	4,567,414.61	5,040,965.59	5,528,363.44	7,477,954.89	5,040,965.59	4,986,875.08	4,957,756.12	60,788.06
13	Min. of Commerce & Industry	10,309,979.08	10,300,513.82	10,212,959.41	9,882,352.01	8,886,321.05	8,807,034.28	12,223,477.02	12,581,843.76	15,437,627.83	14,465,352.08	12,764,040.23	12,764,040.23	138,635.54
14	Office of the Head of Service	9,203,374.76	13,001,115.08	10,831,799.77	10,271,440.67	11,572,170.32	9,680,173.71	10,881,806.10	14,372,722.38	13,173,769.10	13,344,513.46	12,742,011.93	11,713,843.67	140,788.74
15	Min. of Inform, Tourism & Public Utilities	13,093,305.21	13,124,942.68	13,723,467.63	13,217,759.16	13,119,952.53	14,278,363.36	18,093,342.21	18,272,444.87	18,728,309.92	18,610,097.46	18,498,485.20	17,492,605.87	190,253.07
16	Min. of Works & Transport	12,754,303.10	11,650,673.67	11,470,489.01	11,193,499.50	11,048,958.72	11,138,968.04	13,263,391.74	14,861,008.39	15,051,854.44	13,591,330.91	13,678,405.12	13,677,062.89	153,373.94
17	Min. of Finance	10,538,924.08	10,035,817.65	9,491,591.54	9,247,914.66	8,581,288.26	9,180,938.16	10,135,778.15	10,213,510.61	10,283,909.53	10,874,449.26	11,879,522.53	11,679,531.18	122,143.17
18	Imo State Independence Electoral Com.	6,187,006.31	6,148,605.03	6,091,132.20	6,091,132.20	6,273,498.61	6,106,170.85	6,371,179.00	6,347,251.54	6,347,251.54	6,347,251.54	6,347,251.54	6,347,251.54	75,004.98
19	Imo House of Assembly	33,762,267.17	33,731,787.49	33,792,747.23	34,065,232.53	34,065,232.53	35,501,456.40	36,243,272.85	36,243,272.85	36,288,905.57	36,496,680.94	36,349,333.63	36,590,936.03	423,181.12
20	Min. of Internal Resources & Pensions	2,548,153.25	2,591,332.82	2,844,456.64	2,652,456.64	2,465,880.60	2,579,127.62	2,952,184.86	2,873,811.53	2,875,411.51	3,060,030.17	4,519,563.72	4,282,020.39	36,244.42
21	Lagos Liaison Office	1,072,439.47	1,072,439.47	1,072,439.47	1,072,439.47	1,189,629.78	1,189,629.78	1,202,283.53	1,202,283.53	1,202,283.53	1,202,283.53	1,161,708.10	1,161,708.10	12,234.94
22	Abuja Liaison Office	1,072,932.44	1,072,932.44	1,072,932.44	1,072,932.44	1,050,747.99	992,789.77	966,623.24	966,623.24	991,474.92	938,565.53	1,018,195.21	1,018,195.21	12,234.94
23	High Court	69,116,740.08	68,544,263.25	66,970,853.84	66,894,015.31	62,673,091.18	62,213,096.45	62,732,702.17	61,596,270.12	62,099,708.73	62,100,960.68	62,396,910.46	62,318,594.54	769,657.20
24	Customary Court of Appeal	65,350,174.38	65,951,826.17	65,917,309.99	65,917,310.00	65,897,877.92	65,759,739.67	65,328,557.34	66,578,648.05	66,492,745.69	65,369,030.10	66,369,030.10	66,368,895.10	791,301.14
25	Min. of Youths, Sports & Public Safety	7,713,671.95	8,024,039.40	7,865,138.52	8,862,706.92	8,419,393.85	7,813,597.42	7,491,375.33	7,491,375.33	8,351,108.06	7,324,992.72	8,662,581.90	7,523,052.53	95,543.03
26	Min. of Health Social Dev. & Women Affairs	47,237,516.64	46,854,978.33	46,759,543.41	46,786,825.39	46,387,322.21	46,242,203.54	53,731,142.61	56,217,954.80	56,016,916.50	55,749,589.54	65,532,733.38	60,910,983.10	628,427.37
27	Min. of Justice	18,676,419.81	19,094,151.90	18,895,661.46	18,797,563.11	18,677,138.69	18,585,326.72	21,130,742.45	21,087,667.09	20,705,166.68	19,810,685.59	27,592,707.27	27,515,831.52	250,579.06
28	Min. of Agric Environment & Natural Res.	26,890,074.13	25,963,091.57	26,894,726.91	26,052,204.83	25,683,173.31	25,623,915.80	31,111,414.56	31,485,238.14	31,721,349.80	33,024,850.51	32,726,376.99	34,103,904.23	351,290.32
29	Local Government Service Commission	2,971,684.12	2,941,416.49	2,921,935.76	2,498,857.36	2,498,857.36	2,557,705.49	2,839,859.31	2,727,595.03	2,926,764.97	2,670,785.97	2,679,501.05	2,679,485.73	32,914.44
30	Judicial Service Commission	7,556,722.32	7,356,722.32	7,254,436.39	7,394,352.07	7,394,352.07	7,231,770.75	7,332,860.59	7,654,448.04	7,438,978.13	7,459,010.62	7,450,660.00	7,445,060.00	88,972.82
31	Local Government Pension	550,549.69	496,653.21	496,653.21	455,193.02	455,193.02	455,193.02	495,369.87	495,369.87	495,369.87	495,369.87	495,369.87	495,369.87	5,881.65
32	Min. of Communities Government	4,553,163.42	4,554,796.76	4,729,151.07	4,534,912.48	4,681,032.91	4,708,261.87	5,909,978.12	5,902,533.46	6,019,735.40	6,019,735.40	6,150,499.88	6,072,098.01	63,935.89
	<b>GRAND TOTAL</b>	<b>483,956,770.89</b>	<b>487,894,534.73</b>	<b>485,986,977.45</b>	<b>479,774,190.68</b>	<b>470,411,218.08</b>	<b>444,534,519.15</b>	<b>509,923,105.13</b>	<b>520,036,988.29</b>	<b>529,031,709.78</b>	<b>519,667,934.58</b>	<b>540,368,751.71</b>	<b>536,380,800.89</b>	<b>6,007,967.56</b>

**Note 16**

**Schedule Of State Govt Pension & Gratuity Payment For 2017**

ACTUAL 2016 #	Description	ACTUAL 2017 #	BUDGET 2017 #	VARIANCE
<b>SOCIAL BENEFITS</b>				
362,595,890.00	PENSION & GRATUITY	11,360,411,286.43	-	11,360,411,286.43
-	PENSIONS	-	-	-
362,595,890.00	<b>SOCIAL BENEFITS TOTAL</b>	<b>11,360,411,286.43</b>	-	<b>11,360,411,286.43</b>
<b>TOTAL</b>				
		<b>11,360,411,286.43</b>	-	<b>11,360,411,286.43</b>
<b>ACTUAL 2016</b>				
#	Description	ACTUAL 2017 #	BUDGET 2017 #	VARIANCE
338,250,230.00	January	954,613,404.46	-	(954,613,404.46)
362,595,890.00	February	955,104,530.82	-	(955,104,530.82)
357,240,110.00	March	931,703,952.58	-	(931,703,952.58)
368,625,070.00	April	933,423,199.39	-	(933,423,199.39)
413,625,153.00	May	937,718,533.84	-	(937,718,533.84)
376,230,000.00	June	934,716,791.85	-	(934,716,791.85)
431,400,000.00	July	937,863,420.90	-	(937,863,420.90)
354,450,000.00	August	937,283,556.31	-	(937,283,556.31)
362,910,510.00	September	959,626,707.55	-	(959,626,707.55)
357,510,000.00	October	959,429,446.59	-	(959,429,446.59)
383,565,157.00	November	959,448,037.67	-	(959,448,037.67)
393,601,100.00	December	959,479,704.47	-	(959,479,704.47)
<b>4,500,003,220.00</b>	<b>TOTAL</b>	<b>11,360,411,286.43</b>	-	<b>(11,360,411,286.43)</b>



**Note 17**  
**Schedule Of Overhead Charges to MDAs For 2017**

ACTUAL 2016		ACTUAL 2017		BUDGET 2017		VARIANCE	
₦	Description	₦	₦	₦	₦	₦	₦
	<b>SECTORAL</b>						
	Sectoral						
381,672,000.00	EDUCATIONAL SERVICES (MOE)	61,800,000.00	220,831,966.00		159,031,966.00		
-	TRANSPORT SERVICES (MOTT)						
99,600,000.00	HEALTH SERVICES (MH)	15,800,000.00	272,437,687.00		256,637,687.00		
82,900,000.00	MINING AND PETROCHEM SERVICES (MCMD, MILSUP,MPE, MPURD, MINFS)	44,000,000.00	316,985,033.00		272,985,033.00		
40,662,888.88	AGRIC SERVICES (MANR)	16,000,000.00	167,969,099.00		151,969,099.00		
9,858,060,846.53	OTHERS OF GENERAL NATURE (NOT INCLUDED IN THE ABOVE) - (See note 18ii)	4,642,501,377.95	11,438,825,074.00		6,796,323,696.05		
<b>10,462,895,735.41</b>	<b>TOTAL</b>	<b>4,780,101,377.95</b>	<b>12,417,048,859.00</b>		<b>7,636,947,481.05</b>		



ACTUAL 2016	ADMINISTRATIVE Description	ACTUAL 2017	BUDGET 2017	VARIANCE
₦		₦	₦	₦
7,289,761,811.53	Administrative	2,359,206,377.95	3,489,568,557.00	1,130,362,179.05
178,687,500.00	Office of the Governor	283,500,000.00	808,848,957.00	525,348,957.00
84,500,000.00	Min. of Local Govt. & Rural Development	55,000,000.00	31,871,006.00	(23,128,994.00)
23,000,000.00	Imo State Planning & Economic Development Comm	14,000,000.00	109,570,997.00	95,570,997.00
78,835,000.00	Office of the Secretary to the State Government	166,445,000.00	398,116,666.00	231,671,666.00
40,750,000.00	Office of the Head of Service	20,000,000.00	51,964,543.00	31,964,543.00
40,662,888.88	Min. of Agriculture & Environment	16,000,000.00	167,969,099.00	151,969,099.00
24,000,000.00	Min. of Commerce, Industry and Tourism	16,000,000.00	66,049,905.00	50,049,905.00
7,000,000.00	Min. of Industries & Non Formal Sector	-	-	-
-	Min. of Transport & Market	-	-	-
381,672,000.00	Min. of Education, Science and Technology	61,800,000.00	220,831,966.00	159,031,966.00
-	Min. of Tertiary Institutions, Science & Tech.	-	-	-
122,951,535.00	Min. of Finance	84,700,000.00	77,389,049.00	(7,310,951.00)
37,500,000.00	Min. of Internal Resources & Pension Affairs	18,000,000.00	195,675,142.00	177,675,142.00
99,600,000.00	Min. of Health, Social Development & Women Affairs	15,800,000.00	272,437,687.00	256,637,687.00
26,000,000.00	Min. of Information, Youth and Sports	14,000,000.00	143,773,788.00	129,773,788.00
32,700,000.00	Min. of Justice	20,000,000.00	119,964,802.00	99,964,802.00
25,900,000.00	Ministry of Lands, Survey, Housing & Urban Develop.	18,000,000.00	81,109,170.00	63,109,170.00
28,250,000.00	Ministry of Works & Transport	20,250,000.00	214,311,383.00	194,061,383.00
-	Min. of Housing, Urban Dev. & City Beautification	-	-	-
13,000,000.00	Office of the Auditor General-State	8,500,000.00	37,477,173.00	28,977,173.00
6,500,000.00	Office of the Auditor General - Local Govt.	5,000,000.00	27,754,695.00	22,754,695.00
18,000,000.00	Civil Service Commission	10,000,000.00	33,092,654.00	23,092,654.00
256,533,000.00	Judiciary - High Court	54,000,000.00	1,108,772,946.00	1,054,772,946.00
68,800,000.00	Judiciary - Customary Court of Appeal	45,000,000.00	779,882,938.00	734,882,938.00
18,000,000.00	Judicial Service Commission	9,000,000.00	37,599,000.00	28,599,000.00
19,000,000.00	Local Government Service Commission	8,000,000.00	44,605,474.00	36,605,474.00
11,100,000.00	Local Govt. Pension Board	9,000,000.00	-	(9,000,000.00)
42,200,000.00	Board of Internal Revenue	128,500,000.00	80,567,482.00	(47,932,518.00)
1,383,804,000.00	Legislature - Imo House of Assembly	1,226,600,000.00	3,473,166,056.00	2,246,566,056.00
-	Min. of Women Affairs & Social Dev.	-	-	-
26,000,000.00	Min. of Public Utilities and Public Safety	10,000,000.00	169,825,958.00	159,825,958.00
3,680,000.00	Min. of Youths, Sports & Public Safety	50,800,000.00	-	(50,800,000.00)
18,000,000.00	Imo State Independent Electoral Commission	9,000,000.00	89,258,768.00	80,258,768.00
-	Min. of Petroleum & Environment	-	-	-
-	Min. of Culture & Tourism	-	-	-
18,000,000.00	Imo State House of Assembly Commission	8,000,000.00	52,753,832.00	44,753,832.00
-	Min. of Special Duties	-	-	-
38,508,000.00	Min. of Comm. Govt Council, Culture & Chieft. Affairs	16,000,000.00	32,839,166.00	16,839,166.00
10,462,895,735.41	TOTAL	4,780,101,377.95	12,417,048,859.00	7,636,947,481.05



Note 18 ii	Description	ACTUAL 2017	ACTUAL 2016
	<b>Sectoral</b>		
	Office of the Governor, Government House	2,359,206,377.95	7,289,761,811.53
	Office of the Deputy Governor, Government House	283,500,000.00	178,687,500.00
	Min. of Local Govt. & Rural Development	55,000,000.00	84,500,000.00
	Min. of Planning & Economic Dev.	14,000,000.00	23,000,000.00
	Office of the Executive Governor SSG Office	166,445,000.00	78,835,000.00
	Office of the Head of Service	20,000,000.00	40,750,000.00
	Min. of Finance	84,700,000.00	122,951,535.00
	Min of Internal Resources & Pension	18,000,000.00	37,500,000.00
	Min. of Information	14,000,000.00	26,000,000.00
	Min. of Justice	20,000,000.00	32,700,000.00
	Min. of Works	20,250,000.00	28,250,000.00
	Min. of Housing, Urban Dev. & City Beautification		
	Office of the State Auditor, Auditor-General	8,500,000.00	13,000,000.00
	Office of the Auditor-General for Local Govt.	5,000,000.00	6,500,000.00
	Civil Service Commission	10,000,000.00	18,000,000.00
	Judiciary - High Court	54,000,000.00	256,533,000.00
	Judiciary - Customary Court of Appeal	45,000,000.00	68,800,000.00
	Judicial Service Commission	9,000,000.00	18,000,000.00
	Local Govt. Service Commission	8,000,000.00	19,000,000.00
	Local Govt. Pension Board	9,000,000.00	11,100,000.00
	Board of Internal Revenue	128,500,000.00	42,200,000.00
	Legislature - Imo House of Assembly	1,226,600,000.00	1,383,804,000.00
	Min. of Women Affairs & Social Dev.		
	Min. of Youth & Sports	50,800,000.00	3,680,000.00
	Imo State Independent Electoral Commission	9,000,000.00	18,000,000.00
	Min. of Culture & Tourism		
	Imo State House of Assembly Commission	8,000,000.00	18,000,000.00
	Min. of Special Duties		
	Min. of Community Govt Council, Culture & Traditional Affairs	16,000,000.00	38,508,000.00
	<b>TOTAL</b>	<b>4,642,501,377.95</b>	<b>9,858,060,846.53</b>



**Note 17b**  
**SUMMARY OF MONTHLY OVERHEAD CHARGES ACCORDING TO MDA'S FOR THE YEAR ENDED 31ST DECEMBER 2017**

S/N	HEAD	DESCRIPTION	JAN.	FEB	MARCH	APRIL	MAY	JUNE	JULY	AUG	SEPT	OCT.	NOV	DEC.	TOTAL
1	0412	GOVERNMENT HOUSE, OWERRI	266,200,000	266,200,000	120,457,000	108,957,000	108,957,000	108,957,000	217,414,000	258,897,793	158,457,000	226,914,000	258,897,793	258,897,793	2,359,206,378
2	0412-1	OFFICE OF THE DEPUTY GOVERNOR	11,375,000	11,375,000	11,375,000	11,375,000	11,375,000	16,250,000	20,000,000	20,000,000	10,000,000	20,000,000	20,000,000	70,187,500	283,500,000
3	0412-1A	MIN. OF LOCAL GOVT. AND RURAL DEV.			2,000,000	4,000,000	2,000,000	2,000,000	4,000,000	4,000,000	37,000,000	4,000,000	4,000,000		55,000,000
4	0412-2	MIN. OF PLANNING & ECONOMIC DEV. COMMISSION			1,000,000	1,000,000	1,000,000	1,000,000	2,000,000	2,000,000	6,000,000	2,000,000	2,000,000		14,000,000
5	0413-1	OFFICE OF SECRETARY TO THE STATE GOVT.			14,685,000	15,185,000	13,705,000	14,765,000	29,690,000	14,805,000	14,805,000	32,110,000		31,500,000	166,445,000
6	0413-2	OFFICE OF HEAD OF SERVICE			2,500,000	2,500,000	2,500,000	2,500,000	5,000,000	2,500,000	2,500,000	2,500,000			20,000,000
7	0414	MIN. OF AGRIC. & NATURAL RESOURCE			2,000,000	2,000,000	2,000,000	2,000,000	2,000,000	2,000,000	2,000,000	4,000,000			16,000,000
8	0415	MIN. OF COMMERCE, IND. & INFORMAL SECTOR			2,000,000	2,000,000	0	2,000,000	4,000,000	2,000,000	2,000,000	4,000,000			16,000,000
9	0415-2	MC&NFS			0	0	0	0	0	0	0	0			0
10	0416	MINISTRY OF EDUCATION			7,100,000	37,100,000	2,100,000	2,100,000	5,200,000	4,000,000	4,000,000	4,200,000			61,800,000
11	0417	MINISTRY OF FINANCE			6,050,000	6,050,000	6,050,000	36,050,000	12,250,000	6,150,000	6,150,000	12,100,000			84,700,000
12	0417-1	MIN. OF INTERNAL RESOURCES & PENSION			2,000,000	2,000,000	2,000,000	2,000,000	4,000,000	2,000,000	2,000,000	4,000,000			18,000,000
13	0418	MIN. OF HEALTH, WOMEN AFFAIRS & SOCIAL DEV.			200,000	2,200,000	2,200,000	2,200,000	4,400,000	200,000	200,000	4,400,000			15,800,000
14	0419	MIN. OF YOUTHS, SPORTS AND PUBLIC SAFETY			2,000,000	2,000,000	2,000,000	2,000,000	3,400,000	2,000,000	2,200,000	4,400,000			14,000,000
15	0420	MINISTRY OF JUSTICE			4,000,000	2,000,000	2,000,000	2,000,000	4,000,000	2,000,000	2,000,000	4,000,000			20,000,000
16	0421	MIN. OF LANDS, SURVEY, HOUSING & URBAN DEV.			2,000,000	2,000,000	2,000,000	2,000,000	4,000,000	2,000,000	2,000,000	4,500,000			18,000,000
17	0422	MINISTRY OF WORKS AND TRANSPORT			2,250,000	2,250,000	2,250,000	2,250,000	4,500,000	2,250,000	2,250,000	4,500,000			20,250,000
18	0423-1	OFFICE OF THE AUDITOR-GENERAL - STATE			1,000,000	1,000,000	1,000,000	1,000,000	2,000,000	1,000,000	1,000,000	2,000,000			8,500,000
19	0423-2	OFFICE OF THE AUDITOR-GENERAL - LOCAL			500,000	500,000	500,000	500,000	1,000,000	500,000	500,000	1,000,000			5,000,000
20	0424	CIVIL SERVICE COMMISSION			1,000,000	1,000,000	1,000,000	1,000,000	2,000,000	1,000,000	2,000,000	2,000,000			10,000,000
21	0425-1	JUDICIARY - HIGH COURT			6,000,000	6,000,000	6,000,000	6,000,000	12,000,000	6,000,000	6,000,000	12,000,000			54,000,000
22	0425-2	JUDICIARY - CUSTOMARY COURT OF APPEAL			5,000,000	5,000,000	5,000,000	5,000,000	10,000,000	5,000,000	5,000,000	10,000,000			45,000,000
23	0426	JUDICIAL SERVICE COMMISSION			1,000,000	1,000,000	1,000,000	1,000,000	2,000,000	1,000,000	1,000,000	2,000,000			9,000,000
24	0427	LOCAL GOVT. SERVICE COMMISSION			1,000,000	1,000,000	1,000,000	1,000,000	2,000,000	1,000,000	1,000,000	2,000,000			9,000,000
25	0427-1	LOCAL GOVT. PENSION BOARD			1,000,000	1,000,000	1,000,000	1,000,000	2,000,000	1,000,000	1,000,000	2,000,000			9,000,000
26	0428	BOARD OF INTERNAL REVENUE			12,000,000	32,000,000	12,000,000	12,000,000	24,000,000	12,500,000	12,500,000	24,000,000			128,500,000
27	0429	IMO STATE HOUSE OF ASSEMBLY			101,200,000	101,200,000	102,200,000	101,200,000	102,200,000	121,200,000	121,200,000	202,400,000	222,400,000	172,600,000	1,226,600,000
28	0430	MHW&SD			0	0	0	0	0	0	0	0			0
29	0431	MPURD			2,000,000	2,000,000	2,000,000	2,000,000	2,000,000	2,000,000	2,000,000	2,000,000			10,000,000
30	0432	MYS			0	36,800,000	2,000,000	2,000,000	4,000,000	2,000,000	2,000,000	4,000,000			50,800,000
31	0433	IMO STATE INDEPENDENT ELECTORAL COMMISSION			1,000,000	1,000,000	1,000,000	1,000,000	2,000,000	1,000,000	1,000,000	2,000,000			9,000,000
32	0436	IMO STATE HOUSE OF ASSEMBLY COMMISSION			1,000,000	1,000,000	1,000,000	1,000,000	2,000,000	1,000,000	1,000,000	2,000,000			8,000,000
33	0438	MIN. OF COMMUNITY GOVT			2,000,000	2,000,000	2,000,000	2,000,000	4,000,000	2,000,000	2,000,000	4,000,000			16,000,000
		COT			0	0	0	0	0	0	0	0			0
		VAT			0	0	0	0	0	0	0	0			0
		GRAND TOTAL	277,575,000	277,575,000	317,317,000	391,117,000	299,837,000	335,772,000	499,054,000	278,897,793	409,762,000	608,524,000	551,485,293	533,185,293	4,780,101,378



**Note 18**  
**Schedule Of Consolidated Revenue Fund (CRF) Charges For 2017**

ACTUAL 2016	Description	ACTUAL 2017	BUDGET 2017	VARIANCE
₦		₦	₦	₦
18,500,000.00	Administrative	-	23,237,717.00	23,237,717.00
160,312,500.00	Office of the Governor	-	23,126,227.00	(159,998,773.00)
-	Office of the Deputy Governor	183,125,000.00	-	-
-	Min. of Local Govt and Rural Development	-	-	-
-	Min. of Planning & Econ. Devt.	-	-	-
46,527,500.00	Office of the Secretary to the State Government	31,500,000.00	-	(31,500,000.00)
-	Office of the Head of Service	-	6,010,000,000.00	6,010,000,000.00
-	Min. of Commerce and Market Development	-	-	-
9,992,511.74	Min. of Finance	2,504,390.35	11,868,650,480.00	11,866,146,089.65
-	Min. of Lands and Survey	-	-	-
-	Office of the Auditor General - State	-	14,164,460.00	14,164,460.00
-	Office of the Auditor General - Local Govt.	-	14,164,460.00	14,164,460.00
-	Civil Service Commission	-	55,401,223.00	55,401,223.00
5,000,000.00	Judiciary - High Court	-	-	-
5,000,000.00	Judiciary - Customary Court of Appeal	-	-	-
-	Judicial Service Commission	-	120,477,347.00	120,477,347.00
-	Local Government Service Commission	-	55,401,223.00	55,401,223.00
387,000,000.00	Legislature - Imo State House of Assembly	395,000,000.00	60,923,502.00	(334,076,498.00)
-	Min. of Public Utility & Rural Dev.	-	-	-
-	Imo State Independent Electoral Commission	-	95,873,223.00	95,873,223.00
-	Imo State House of Assembly Service Commission	-	55,401,223.00	55,401,223.00
632,332,511.74	TOTAL	612,129,390.35	18,396,821,085.00	17,784,691,694.65





Note 18

SUMMARY OF MONTHLY CONSOLIDATED REVENUE FUND CHARGES ACCORDING TO MDA'S FOR 2017

S/N	HEADS	MDAS	JAN.	FEB.	MAR.	APRIL	MAY	JUNE	JULY	AUG.	SEPT.	OCT.	NOV.	DEC.	TOTAL (M)
1	0412	OFFICE OF THE EXECUTIVE GOVERNOR	-	-	-	-	-	-	-	-	-	-	-	-	-
2	0412-1	OFFICE OF THE DEPUTY GOVERNOR	-	-	13,125,000	13,125,000	13,125,000	18,750,000	50,000,000	-	25,000,000	50,000,000	-	-	183,125,000
3	0413-1	OFFICE OF THE SECRETARY TO THE STATE GOVERNMENT	-	-	3,500,000	3,500,000	3,500,000	3,500,000	7,000,000	-	3,500,000	7,000,000	-	-	31,500,000
4	0417	MINISTRY OF FINANCE	-	-	357,770	357,770	357,770	357,770	357,770	-	357,770	357,770	-	-	2,504,390
5	0425-1	JUDICIARY - HIGH COURT	-	-	-	-	-	-	-	-	-	-	-	-	-
6	0425-2	JUDICIARY - CUSTOMARY COURT OF APPEAL	-	-	-	-	-	-	-	-	-	-	-	-	-
7	0429	IMO STATE HOUSE OF ASSEMBLY	-	-	45,000,000	45,000,000	35,000,000	45,000,000	90,000,000	-	45,000,000	90,000,000	-	-	395,000,000
		<b>TOTAL</b>	-	-	<b>61,625,000</b>	<b>61,625,000</b>	<b>51,625,000</b>	<b>67,250,000</b>	<b>147,000,000</b>	-	<b>73,500,000</b>	<b>147,000,000</b>	-	-	<b>612,129,390</b>



**Note 19**

**Schedule Of Public Debt Charges For 2017**

SUMMARY OF INTEREST PAYMENTS		2017
		₦
INTERNAL LOANS/OVERDRAFTS (INTEREST PAYMENTS)		7,195,397,713.13
EXTERNAL LOANS (INTEREST PAYMENTS)		152,596,248.66
<b>TOTAL</b>		<b>7,347,993,961.79</b>
<b>INTERNAL LOANS/OVERDRAFTS (INTEREST PAYMENTS)</b>		
INSTITUTIONS	INTEREST /OTHER CHARGES IN 2017	INTEREST / CHARGES IN 2017
		₦
JAAC (Various)		
Zenith Bank Plc	736,527,802.88	522,612,1
Zenith Bank Plc	1,478,878,242.91	1,654,963,0
Fidelity Bank Plc	480,548,423.67	587,297,9
<b>SUB-TOTAL</b>	<b>2,695,954,469.46</b>	<b>2,764,873,1</b>
<b>BONDS</b>		
Imo State Bond		890,085,4
FG Bond	4,499,443,243.67	5,458,701,1
<b>SUB-TOTAL</b>	<b>4,499,443,243.67</b>	<b>6,348,786,5</b>
<b>TOTAL</b>	<b>7,195,397,713.13</b>	<b>9,113,659,6</b>



EXTERNAL LOANS (INTEREST PAYMENTS)	2017		2016	
	\$	₦	\$	₦
LOAN PROJECT				
AFDF Health System Dev. IV	13,754.70	5,046,096.01	16,741.78	4,489,060.77
AFDF Health System Dev. IV	1,413.30	432,469.80	1,423.30	434,106.50
EDF State Oil Palm Belt Rural Programme (87.5%)	71,508.71	26,233,928.48	81,036.36	24,716,086.87
IDA Health Systems Development	13,360.66	5,808,335.84	18,411.20	5,615,415.39
Universal Basic Education	32,263.71	9,872,695.26	33,201.20	10,126,366.64
Local Empowerment & Environment	53,802.30	16,463,503.80	55,208.60	16,838,623.00
National FADAMA II	32,173.67	13,943,521.27	47,170.43	14,370,485.31
HIV/AIDS Programme	19,823.08	8,618,002.57	27,338.55	8,338,256.53
Health System Dev. Proj. (Addtn Financing)	16,699.90	7,260,017.13	15,103.68	4,606,621.18
Community and Social Development Proj.	24,375.00	10,596,646.13	32,752.01	9,989,363.66
Third National Fadama Development Project	20,144.00	8,757,285.72	26,863.07	8,193,237.51
Second HIV/AIDS Programme Dev. Proj. II	13,251.50	5,804,353.67	19,208.02	5,858,444.76
Imo State Erosion and Watershed Mgt Project	72,103.10	31,345,683.50	90,843.33	27,707,215.71
IFAD Community Based Natural Resources Mgt Proj.	5,552.15	2,413,709.49	9,740.53	2,970,860.74
TOTAL	390,225.78	152,596,248.66	475,042.06	144,254,144.57



**Note 20**

**Schedule Of Recurrent Grant & Subventions For 2017**

ACTUAL 2016 #	DESCRIPTION	ACTUAL 2017 #	BUDGET 2017 #	VARIANCE
	Supervising Ministry			
1,111,741,439.39	Office of the Executive Governor	1,184,385,089.26	1,027,619,720.00	(156,765,369.26)
-	Ministry of Planning & Economic Dev.	32,042,165.36	40,001,000.00	7,958,834.64
12,965,802.71	Office of the Secretary to the State Govt.	19,116,615.02	24,000,000.00	4,883,384.98
5,376,694.29	Office of the Head of Service	2,210,121.50	-	(2,210,121.50)
157,172,185.24	Min. of Agriculture & Natural Resources	208,410,617.90	279,000,000.00	70,589,382.10
6,930,250.17	Min. of Commerce & Market Development	9,778,214.53	85,500,000.00	75,721,785.47
71,703,840.73	Ministry of Education Primary & Secondary	8,162,654,390.55	11,048,365,165.00	2,885,710,774.45
11,242,262.98	Ministry of Finance	15,423,162.67	39,100,000.00	23,676,837.33
91,388,410.03	Ministry of Health	2,066,470,938.23	3,451,410,000.00	1,384,939,061.77
140,928,567.78	Min. of Information & Strategy	297,665,608.48	553,000,000.00	255,334,391.52
749,947.10	Ministry of Justice	1,802,500.00	2,100,000.00	297,500.00
2,832,527.43	Min. of Women Affairs & Social Dev.	1,920,000.00	-	(1,920,000.00)
66,292,636.42	Min. of Public Utilities & Rural Dev.	89,788,729.57	246,000,000.00	156,211,270.43
100,742,419.54	Ministry of Youth & Sports	141,385,483.68	-	(141,385,483.68)
27,409,707.83	Ministry of Transport & Tourism	41,954,020.05	-	(41,954,020.05)
51,006,131.24	Min. of Comm. Govt. Council, Culture & Trad. Affairs	68,468,633.58	84,000,000.00	15,531,366.42
1,858,482,822.88	TOTAL	12,343,476,290.38	16,880,095,885.00	4,536,619,594.62



Note 20a	OFFICE OF THE GOVERNOR	ACTUAL 2017	ACTUAL 2016
		₦	₦
	Bureau of Public Procurements and Price Intelligence	10,410,568.00	7,612,128.30
	Bureau of Science & Technology	2,523,905.97	1,455,437.53
	ENTRACO	21,410,057.67	27,236,010.77
	Imo Job Centre	7,315,762.32	5,075,588.94
	Imo State Orientation Agency	106,009,525.05	75,036,096.88
	NEPAD	3,373,288.43	2,664,082.78
	Niger Delta Bureau	5,656,192.03	3,609,720.54
	Poverty Alleviation	16,260,961.53	10,238,311.97
	Heartland Football Club	172,800,000.00	127,800,000.00
	Youth must work - Imo comm. Watch	460,486,945.28	250,668,000.00
	Youth must work - Secondary	37,000,000.00	135,504,000.00
	Youth must work - Primary	92,360,000.00	318,120,000.00
	GHOISIPA	6,015,880.85	4,519,211.30
	Imo State Security Network	61,157,460.97	39,367,019.52
	Imo Civil Guards Corps	171,388,419.02	88,435,830.86
	Youth must work - CGC	-	-
	Sweepers	10,216,122.14	14,400,000.00
	<b>TOTAL</b>	<b>1,184,385,089.26</b>	<b>1,111,741,439.39</b>





Note	MINISTRY OF AGRIC. AND NATURAL RESOURCES	ACTUAL 2017	ACTUAL 2016
Note 20e			
	Agricultural Development Project	191,514,538.70	145,757,793.59
	Imo Livestock	5,296,079.20	3,658,673.20
	MANR Shop	-	955,718.45
	Imo State Zoological Garden, Nekede	11,600,000.00	6,800,000.00
	Others		
	<b>TOTAL</b>	<b>208,410,617.90</b>	<b>157,172,185.24</b>
Note 20f	<b>MINISTRY OF COMMERCE &amp; MARKET DEV.</b>		
	Okigwe Cattle Market	2,858,996.79	1,826,961.07
	Imo Marketing Company	6,919,217.74	5,103,289.10
	Bureau For Privatization & Investment		
	<b>TOTAL</b>	<b>9,778,214.53</b>	<b>6,930,250.17</b>



Note	MINISTRY OF EDUCATION	ACTUAL 2017	ACTUAL 2016
Note 20g			
	Agency for Adult and Non-formal Education	4,124,263.04	2,771,335.70
	Imo State Library Board	52,677,676.33	41,242,558.46
	Imo State Polytechnic	966,000,000.00	-
	Imo State University	2,460,000,000.00	-
	Secondary Education Management Board	4,656,686,669.48	-
	Special Education Centre, Orlu	9,600,000.00	13,000,000.00
	School of Deaf & Dumb, Orodo	7,680,000.00	10,400,000.00
	Imo College of Advance Professional Studies	5,885,781.70	4,289,946.57
	<b>TOTAL</b>	<b>8,162,654,390.55</b>	<b>71,703,840.73</b>
Note 20h	<b>MINISTRY OF FINANCE</b>	<b>ACTUAL 2017</b>	<b>ACTUAL 2016</b>
	PFMU/PSGRDP	9,718,146.23	10,000,300.89
	Imo State SACA	5,705,016.44	1,241,962.09
	<b>TOTAL</b>	<b>15,423,162.67</b>	<b>11,242,262.98</b>





Note 20j	MINISTRY OF HEALTH	ACTUAL 2017	ACTUAL 2016
		₦	₦
	College of Health Technology	125,048,964.00	-
	Hospital Management Board	780,000,000.00	65,000,000.00
	Imo State Population Council	1,437,997.94	675,840.38
	Imo Essential Drugs	3,100,093.03	2,377,867.94
	Imo State University Teaching Hospital	1,008,000,000.00	
	Consumer Protection Council/Imo CPC	28,359,864.20	19,296,135.47
	School of Nursing	120,032,892.70	
	Imo Health system Dev. Project II	491,126.36	4,038,566.24
	<b>TOTAL</b>	<b>2,066,470,938.23</b>	<b>91,388,410.03</b>
Note 20j	MINISTRY OF INFORMATION & STRATEGY	ACTUAL 2017	ACTUAL 2016
		₦	₦
	Imo Broadcasting Corporation	267,665,863.20	119,312,288.20
	Imo Newspaper	29,999,745.28	21,616,279.58
	<b>TOTAL</b>	<b>297,665,608.48</b>	<b>140,928,567.78</b>



Note	MINISTRY OF JUSTICE	ACTUAL 2017	ACTUAL 2016
		₦	₦
	Legal Aids Council	-	749,947.10
	<b>TOTAL</b>	-	<b>749,947.10</b>
Note 20j	MINISTRY OF WOMEN AFFAIRS & SOCIAL DEVELOPMENT	ACTUAL 2017	ACTUAL 2016
		₦	₦
	Remand Home, Ngor Okpala	1,920,000.00	2,832,527.43
	<b>TOTAL</b>	<b>1,920,000.00</b>	<b>2,832,527.43</b>
Note 20m	MINISTRY OF PUBLIC UTILITIES & RURAL DEV.	ACTUAL 2017	ACTUAL 2016
		₦	₦
	IWADA	20,289,803.96	14,929,812.47
	Imo Water Corporation	69,498,925.61	51,362,823.95
	<b>TOTAL</b>	<b>89,788,729.57</b>	<b>66,292,636.42</b>



Note	MINISTRY OF YOUTH & SPORTS	ACTUAL 2017	ACTUAL 2016
Note 20n			
	Imo State Sports Council	141,385,483.68	100,742,419.54
	<b>TOTAL</b>	<b>141,385,483.68</b>	<b>100,742,419.54</b>
Note 20o	<b>MINISTRY OF TRANSPORT &amp; TOURISM</b>		
	Imo State Tourism Board	17,986,222.17	23,340,857.57
	Blue Lake Treasure Resort	5,588,477.62	4,068,850.26
	Imo RUWASSA (UNICEF)	18,379,320.26	-
	<b>TOTAL</b>	<b>41,954,020.05</b>	<b>27,409,707.83</b>
Note 20p	<b>MINISTRY OF COMM. GOVT. COUNCIL, CULTURE &amp; TRADITIONAL AFFAIRS</b>		
	Imo State Council for Art & Culture	68,468,633.58	51,006,131.24
	<b>TOTAL</b>	<b>68,468,633.58</b>	<b>51,006,131.24</b>



**Note 20**  
**MONTHLY SCHEDULE OF GRANTS & SUBVENTION ACCORDING TO SUPERVISING MINISTRY**

HEAD	SUPERVISING MINISTRY	JAN	FEB	MAR	APR	MAY	JUN	JUL	AUG	SEP	OCT	NOV	DEC	ACTUAL 20
0412	Office of the Executive Governor	27,741,924.35	27,741,924.35	134,397,039.13	135,894,524.96	32,401,544.74	136,033,538.99	137,362,261.25	137,330,558.34	137,961,302.23	137,935,471.05	30,331,137.14	30,331,137.14	1,105,462,463.6
0412-1	Office of the Deputy Governor	0.00	0.00	0.00	0.00	0.00	0.00	0.00	0.00	0.00	0.00	0.00	0.00	0.00
0412-1A	Min. of Local Govt. & Rural Dev.	0.00	0.00	0.00	0.00	0.00	0.00	0.00	0.00	0.00	0.00	0.00	0.00	0.00
0412-2	Ministry of Planning & Economic Dev.	0.00	0.00	0.00	0.00	0.00	0.00	0.00	0.00	0.00	0.00	0.00	0.00	0.00
0413-1	Office of the Secretary to the State Govt.	0.00	0.00	0.00	0.00	0.00	0.00	0.00	0.00	0.00	0.00	0.00	0.00	0.00
0413-2	Office of the Head of Service	592,510.14	592,510.14	555,121.80	555,121.46	598,756.13	598,756.13	598,756.12	598,756.12	660,992.63	619,613.61	619,613.61	619,613.61	7,210,121.5
0414	Min. of Agriculture & Natural Resources	16,766,039.24	16,853,239.24	16,664,683.31	16,626,009.27	19,483,985.70	17,325,896.04	17,588,655.92	17,526,996.56	17,439,401.93	17,378,770.23	17,378,770.23	17,378,770.23	208,410,617.9
0415	Min. of Commerce & Market Development	4,422,489.38	4,422,489.38	4,414,729.22	4,504,733.60	4,702,437.03	4,702,437.03	4,687,425.86	4,728,043.27	4,878,316.28	4,878,043.27	4,874,346.24	4,908,810.34	56,124,300.9
0415-1	Min. of Industries & Non Formal Sector	0.00	0.00	0.00	0.00	0.00	0.00	0.00	0.00	0.00	0.00	0.00	0.00	0.00
0416	Ministry of Education Primary & Secondary	7,442,334.92	7,437,824.92	6,470,197.29	6,442,288.80	6,442,288.80	6,442,288.94	6,441,056.04	6,441,056.04	6,675,622.03	6,578,254.43	6,578,254.43	6,578,254.43	79,967,721.0
0416-1	Min. of Tertiary Institution, Science & Tech.	768,242,754.71	768,242,754.71	871,231,690.63	746,871,690.63	746,871,690.63	746,871,690.63	746,871,690.63	746,871,690.63	768,242,754.07	768,242,754.07	768,242,754.07	768,242,754.07	9,215,046,569.4
0417	Ministry of Finance	1,182,019.70	1,182,019.70	1,182,019.70	1,182,019.70	1,330,485.66	1,330,485.66	1,339,018.78	1,339,018.76	1,339,018.76	1,339,018.75	1,339,018.75	1,339,018.75	15,423,162.6
0417-1	Min. of Internal Resources & Pension Matters	0.00	0.00	0.00	0.00	0.00	0.00	0.00	0.00	0.00	0.00	0.00	0.00	0.00
0418	Ministry of Health	86,458,486.40	85,967,360.04	85,967,350.04	86,104,731.08	85,611,355.85	86,030,591.95	86,034,583.75	86,034,583.75	86,034,583.75	86,034,583.75	86,178,384.82	86,178,384.82	1,031,634,980.0
0419	Min. of Information & Strategy	27,566,674.28	141,566,674.28	16,041,059.50	27,569,696.86	28,330,671.84	27,478,307.36	28,345,924.84	28,330,807.84	28,330,318.84	28,330,318.84	28,330,318.84	28,330,318.84	439,051,092.1
0420	Ministry of Justice	0.00	0.00	0.00	0.00	0.00	0.00	0.00	0.00	0.00	0.00	0.00	0.00	0.00
0421	Ministry of Land & Survey	0.00	0.00	0.00	0.00	0.00	0.00	0.00	0.00	0.00	0.00	0.00	0.00	0.00
0422	Ministry of Works	0.00	0.00	0.00	0.00	0.00	0.00	0.00	0.00	0.00	0.00	0.00	0.00	0.00
0422-1	Min. of Housing, Urban Dev. & City Beautification	0.00	0.00	0.00	0.00	0.00	0.00	0.00	0.00	0.00	0.00	0.00	0.00	0.00
0430	Min. of Women Affairs & Social Dev.	160,000.00	160,000.00	160,000.00	160,000.00	160,000.00	160,000.00	160,000.00	160,000.00	160,000.00	160,000.00	160,000.00	160,000.00	1,920,000.0
0431	Min. of Public Utilities & Rural Dev.	8,414,910.72	8,414,910.72	8,332,575.64	8,784,378.55	9,148,389.80	9,148,389.80	9,320,749.10	9,320,749.10	9,320,749.10	9,320,749.10	9,320,749.10	9,320,749.10	108,168,046.8
0432	Ministry of Youth & Sports	0.00	0.00	0.00	0.00	0.00	0.00	0.00	0.00	0.00	0.00	0.00	0.00	0.00
0434	Ministry of Petroleum & Environment	0.00	0.00	0.00	0.00	0.00	0.00	0.00	0.00	0.00	0.00	0.00	0.00	0.00
0435	Ministry of Transport & Tourism	442,300.64	442,300.64	389,799.12	475,340.38	475,340.38	475,340.38	481,342.68	481,342.68	481,342.68	481,342.68	481,342.68	481,342.68	5,588,477.5
0437	Ministry of Special Duties	0.00	0.00	0.00	0.00	0.00	0.00	0.00	0.00	0.00	0.00	0.00	0.00	0.00
0438	Min. of Comm. Govt. Council, Culture & Trad. Affairs	5,676,595.44	5,676,595.44	5,676,595.44	5,648,085.55	5,690,798.67	5,690,798.67	5,734,860.72	5,734,860.72	5,734,860.72	5,734,860.72	5,734,860.72	5,734,860.72	68,468,633.8
	<b>Total</b>	<b>955,109,039.92</b>	<b>1,068,700,603.56</b>	<b>1,151,482,860.82</b>	<b>1,040,818,620.84</b>	<b>941,247,745.23</b>	<b>1,042,288,521.58</b>	<b>1,045,466,325.69</b>	<b>1,044,897,963.81</b>	<b>1,067,257,263.02</b>	<b>1,067,033,780.50</b>	<b>959,569,550.68</b>	<b>959,604,014.73</b>	<b>12,343,476,280.8</b>



**Note 21**

**Schedule of Capital Expenditure For 2017**

**21a**

**PURCHASE/ CONSTRUCTION OF ASSETS 2017**

MONTHS	ECONOMIC #	AMINISTRATION #	SOCIAL #	TOTAL #
JAN	89,521,258.47	-	-	89,521,258.47
FEB	-	110,000,000.00	-	110,000,000.00
MAR	52,342,556.48	172,000,000.00	-	224,342,556.48
APRIL	704,685,112.95	400,000,000.00	35,000,000.00	1,139,685,112.95
MAY	-	2,735,000,000.00	-	2,735,000,000.00
JUNE	10,048,661.90	3,232,000,000.00	158,000,000.00	3,400,048,661.90
JULY	61,125,208.03	8,021,000,000.00	-	8,082,125,208.03
AUGUST	-	4,520,000,000.00	-	4,520,000,000.00
SEPT	63,069,654.37	3,090,000,000.00	40,000,000.00	3,193,069,654.37
OCT	-	7,127,000,000.00	145,000,000.00	7,272,000,000.00
NOV	82,213,263.18	3,560,200,000.00	-	3,642,413,263.18
DEC	224,895,037.65	1,091,632,769.66	-	1,316,527,807.31
<b>TOTAL</b>	<b>1,287,900,753.03</b>	<b>34,058,832,769.66</b>	<b>378,000,000.00</b>	<b>35,724,733,522.69</b>



21b

PURCHASE/ CONSTRUCTION OF ASSETS

ACTUAL 2016	ADMINISTRATIVE SECTORS	ACTUAL 2017	BUDGET 2017	VARIANCE
₦		₦	₦	₦
21,960,717,238.12	Economic	1,287,900,753.03	46,748,544,171.00	45,460,643,417.97
57,119,700.00	Social Service	378,000,000.00	7,778,500,000.00	7,400,500,000.00
5,756,566,000.00	Law & Justice	-	-	-
-	Regional	-	-	-
20,518,490,188.26	Administration	34,058,832,769.66	21,893,161,995.00	(12,165,670,774.66)
<b>48,292,893,126.38</b>	<b>Total</b>	<b>35,724,733,522.69</b>	<b>76,420,206,166.00</b>	<b>40,695,472,643.31</b>



**Note 22**  
**Schedule Of Capital Expenditure Funded from Aids & Grants for 2017**

**SUMMARY OF PROJECT FINANCIAL MANAGEMENT UNIT (PFMU) TRANSACTIONS FOR 2017**

PROJECT	TRANSFER	IDA LOAN RECEIPTS	INTERESTS/ OTHER INCOME	TOTAL RECEIPTS	TOTAL DISBURSEMENTS	OPENING BALANCES	CLOSING BALANCES
						1/1/2017	31/12/2017
HSDP II (WORLD BANK)	₦ -	-	₦ -	-	₦ -	288,046.38	288,046.38
HIV/AIDS PROG. MAP II	-	40,525,227.40	4,892,188.26	45,417,415.66	(105,557,780.95)	142,873,509.64	82,733,144.35
FADAMA III	-	-	-	-	-	(437,944.00)	(437,944.00)
<b>TOTAL</b>	<b>-</b>	<b>40,525,227.40</b>	<b>4,892,188.26</b>	<b>45,417,415.66</b>	<b>(105,557,780.95)</b>	<b>142,723,612.02</b>	<b>82,583,246.73</b>

**Note 23**

**Schedule Of Other Capital Expenditure: Financial Instruments for 2017**

NOTE	CLASSIFICATION	2017	2016
		#	
A	Quoted Investments	4,233,164,574.90	4,233,164,574.90
B	Unquoted Investments	318,554,450.00	318,554,450.00
C	Other Investments	65,558,555,394.00	65,558,555,394.00
	<b>Total</b>	<b>70,110,274,418.90</b>	<b>70,110,274,418.90</b>





23A

SCHEDULE OF FINANCIAL MARKET INSTRUMENTS (INVESTMENTS) - QUOTED COMPANIES

S/N	NAME OF COMPANY	TOTAL HELD 1/1/2017 UNITS	COST PER UNIT ₦	TOTAL COST 1/1/2017 ₦	TOTAL HELD 31/12/2017 UNITS	TOTAL COST 31/12/2017 ₦
1	Evans Medical Plc	635,674.00		1,271,348.00	635,674.00	1,271,348.00
2	First Aluminium Nigeria Plc	2,966,617.00		1,483,308.50	2,966,617.00	1,483,308.50
3	Access Bank	13,931,271.00	14.90	207,575,937.90	13,931,271.00	207,575,937.90
4	NAL Merchant Bank (Sterling)	4,455,042.00	3.00	13,365,126.00	4,455,042.00	13,365,126.00
5	UAC Nigeria Plc	1,508,202.00		3,016,404.00	1,508,202.00	3,016,404.00
6	Mainstreet (Afribank)	1,927,753.00		2,313,303.60	1,927,753.00	2,313,303.60
7	Capital Hotels Plc	20,513,994.00	6.60	135,392,360.40	20,513,994.00	135,392,360.40
8	UBA Plc	448,875.00	4.35	1,953,656.25	448,875.00	1,953,656.25
9	Keystone (Bank PHB)	8,499,996.00	17.00	144,499,932.00	8,499,996.00	144,499,932.00
10	Zenith Bank Plc	3,661,423.00	38.30	140,240,079.50	3,661,423.00	140,240,079.50
11	ACB (Spring Bank)	9,617,162.00		8,969,615.50	9,617,162.00	8,969,615.50
12	Cadbury Plc	3,600.00		85,680.00	3,600.00	85,680.00
13	Guinness Nigeria Plc	1,875.00		204,817.50	1,875.00	204,817.50
14	Nestle Foods Plc	1,500.00		220,665.00	1,500.00	220,665.00
15	Nigeria Breweries Plc	9,100.00		311,675.00	9,100.00	311,675.00
16	Oando Plc	296,345.00		3,494,301,688.85	296,345.00	3,494,301,688.85
17	Union Bank of Nigeria Plc	2,855,780.00		2,166,454.00	2,855,780.00	2,166,454.00
18	Access Bank (Intercontinental)	206,596.00	5.54	1,143,656.00	206,596.00	1,143,656.00
19	United Nigeria Insurance	229,765.00		114,882.50	229,765.00	114,882.50
20	U.B.A Capital Plc	62,590.00	4.35	272,266.50	62,590.00	272,266.50
21	Afriland Properties Plc	15,647.00	4.35	68,064.45	15,647.00	68,064.45
22	Africa Prudential Registrar Plc	15,647.00	4.35	68,064.45	15,647.00	68,064.45
23	Aluminium Extrusion	148,102,458.00		74,051,229.00	148,102,458.00	74,051,229.00
24	Universal insurance	74,360.00	1.00	74,360.00	74,360.00	74,360.00
				4,233,164,574.90		4,233,164,574.90



**23B SCHEDULE OF INVESTMENTS - UNQUOTED COMPANIES**

	NAME OF COMPANY ACTIVE	UNIT HELD 1/1/2017 Units	COST PER	UNIT	TOTAL COST 1/1/2017 ₦	TOTAL HELD 31/12/2017	TOTAL COST 31/12/2017 ₦
1	Emenite Limited	23,218,656		2.00	46,437,312.00	23,218,656	46,437,312.00
2	Nig. W/Minister Dredging & Marine	790,400		1.00	790,400.00	790,400	790,400.00
3	Niger cat Nigeria Limited	1,105,000		1.00	1,105,000.00	1,105,000	1,105,000.00
4	Imo Transport Limited	6,898,721		1.00	6,898,721.00	6,898,721	6,898,721.00
5	INACTIVE						
6	Air Midwest Limited	150,000,000		1.00	150,000,000.00	150,000,000	150,000,000.00
7	Standard Shoe Company Limited	98		2.00	196.00	98	196.00
8	Imo Hotels Limited	4,000,000		1.00	4,000,000.00	4,000,000	4,000,000.00
9	Develop. Finance & Investment Co.	20,000,000		0.50	10,000,000.00	20,000,000	10,000,000.00
10	Imo News Paper Limited	5,000		1.00	5,000.00	5,000	5,000.00
11	Clay Product Limited	1,000,000		2.00	2,000,000.00	1,000,000	2,000,000.00
12	Adapalm Nigeria Limited	55,524,272		1.00	55,524,272.00	55,524,272	55,524,272.00
13	Palm Oil Mills Limited	69,333		1.00	69,333.00	69,333	69,333.00
14	Marklink Medical Company Limited	117,260		1.00	117,260.00	117,260	117,260.00
15	Nigeria Starch Mills Limited	312,000		1.00	312,000.00	312,000	312,000.00
16	Lion of Africa Insurance Limited	398,465		1.00	398,465.00	398,465	398,465.00
17	Mothercat Overseas Nigeria Limited	44,200		1.00	44,200.00	44,200	44,200.00
18	Nigeria Sugar Company Limited	32,135		1.00	32,135.00	32,135	32,135.00
19	Imo Motors Limited	300,000		1.00	300,000.00	300,000	300,000.00
20	Concorde Hotels Limited	4		0.50	2.00	4	2.00
21	Imo Modern Poultry Limited	2		1.00	2.00	2	2.00
22	Anambra Motor Manufacturing Coy Ltd	487,500		1.00	487,500.00	487,500	487,500.00
23	Imo Rubber Estate Limited	4,000,000		1.00	4,000,000.00	4,000,000	4,000,000.00
24	Oguta Lake Hotels	2,000,000		0.50	1,000,000.00	2,000,000	1,000,000.00
	<b>MORIBUND</b>						
1	Lake Insurance Company Limited	9,900,000		1.00	9,900,000.00	9,900,000	9,900,000.00
2	Nsu Ceramics Limited	7,500,000		1.00	7,500,000.00	7,500,000	7,500,000.00
3	Integrated Aluminium Product	3,500,000		0.50	1,750,000.00	3,500,000	1,750,000.00
4	Sach. Hercules Nigeria Limited	3,000,000		1.00	3,000,000.00	3,000,000	3,000,000.00
5	Resin and Paints Industry Limited	9,800,000		0.50	4,900,000.00	9,800,000	4,900,000.00
6	Cardboard Packaging Company	5,390,000		1.00	5,390,000.00	5,390,000	5,390,000.00
7	ISBIC Mort. Nigeria Company	2,350,000		1.00	2,350,000.00	2,350,000	2,350,000.00
8	Niger Pools Limited	2,652		1.00	2,652.00	2,652	2,652.00
9	Ndu Floor Mills Limited	240,000		1.00	240,000.00	240,000	240,000.00
	<b>GRAND TOTAL</b>				<b>318,554,450.00</b>		<b>318,554,450.00</b>



## 23C

## SCHEDULE OF OTHER INVESTMENTS

S/N	DETAILS	BALANCE 1/1/2017 USD\$	BALANCE 1/1/2017 #	BALANCE 31/12/2017 USD\$	BALANCE 31/12/2017 #
1	IBRD TREE CROP AND OTHERS	18,557,294.00	2,412,600,757.00	18,557,294.00	2,412,600,757.00
2	2IFAD, ELD & EDF OIL PALM & ADAPALM	13,074,114.00	11,699,742,287.00	13,074,114.00	11,699,742,287.00
3	3ADAPALM, CONCORDE HOTEL & OTHER COMPANIES	310,135,095.00	40,317,562,350.00	310,135,095.00	40,317,562,350.00
4	4AVUTU POULTRY AND OTHERS	85,605,000.00	11,128,650,000.00	85,605,000.00	11,128,650,000.00
	<b>GRAND TOTAL</b>	<b>427,371,503.00</b>	<b>65,558,555,394.00</b>	<b>427,371,503.00</b>	<b>65,558,555,394.00</b>



**Note 24**

**SCHEDULE OF OUTSTANDING EXTERNAL LOANS AS AT 31ST DECEMBER 2017**

LOAN	PROJECT	Opening Balance	Drawdown	Repayments	Balance 31/12/17
		₦	₦	₦	₦
AJDF	Health System Dev. IV	592,268,280.58	-	7,026,608.07	585,241,672.50
AJDF	Health System Dev. IV	57,413,187.80	-	247,676.40	57,165,511.40
EDF	State Oil Palm Belt Rural Programme (87.5%)	2,311,571,738.77	-	183,151,379.68	2,128,420,359.09
IDA	Health Systems Development	733,230,364.33	-	21,970,062.27	711,260,302.05
	Universal Basic Education	1,321,588,937.59	-	38,250,000.00	1,283,338,937.59
	Local Empowerment & Environment	2,202,258,343.80	-	57,380,758.92	2,144,877,584.88
	National FADAMA II	1,634,119,768.89	-	52,950,625.56	1,581,169,143.33
	HIV/AIDS Programme	1,088,110,619.00	-	33,548,271.68	1,054,562,347.32
	Health System Dev. Proj. (Addtn Financing)	910,035,496.52	-	-	910,035,496.52
	Community and Social Development Proj.	1,328,274,950.96	-	-	1,328,274,950.96
	Third National Fadama Development Project	1,097,710,414.04	-	-	1,097,710,414.04
	Second HIV/AIDS Programme Dev. Proj. II	691,969,884.41	40,525,227.40	-	732,495,111.81
	Imo State Erosion and Watershed Mgt Project	4,012,079,347.36	24,972,282.02	16,447,472.88	4,020,604,156.50
IFAD	Community Based Natural Resources Mgt Proj.	302,307,747.39	-	-	302,307,747.39
	PSGRDP	-	-	-	-
	TOTAL	18,282,939,081.42	65,497,509.42	410,972,855.47	17,937,463,735.37



LOAN	PROJECT	ACTUAL 2017	ACTUAL 2016	ACTUAL 2017	ACTUAL 2016	ACTUAL 2017	ACTUAL 2016
		\$	\$	₦	₦	₦	₦
AFDF	Health System Dev. IV	2,585,046.42	2,208,841.19	585,241,672.50	592,268,280.58		
AFDF	Health System Dev. IV	187,430.51	188,239.96	57,165,511.40	57,413,187.80		
EDF	State Oil Palm Belt Rural Programme (87.5%)	8,005,170.86	7,578,924.53	2,128,420,359.09	2,311,571,738.77		
IDA	Health Systems Development	2,477,016.65	2,404,033.98	711,260,302.05	733,230,364.33		
	Universal Basic Education	4,208,078.21	4,333,078.21	1,283,338,937.59	1,321,588,937.59		
	Local Empowerment & Environment	7,033,000.34	7,220,519.16	2,144,877,584.88	2,202,258,343.80		
	National FADAMA II	5,513,914.16	5,363,919.38	1,581,169,143.33	1,634,119,768.89		
	HIV/AIDS Programme	3,672,793.72	3,567,576.07	1,054,562,347.32	1,088,110,619.00		
	Health System Dev. Proj. (Addtn Financing)	3,163,414.31	2,983,722.94	910,035,496.52	910,035,496.52		
	Community and Social Development Proj.	4,617,274.83	4,354,999.84	1,328,274,950.96	1,328,274,950.96		
	Third National Fadama Development Project	3,815,799.33	3,599,050.54	1,097,710,414.04	1,097,710,414.04		
	Second HIV/AIDS Programme Dev. Proj. II	2,541,648.47	2,268,753.72	732,495,111.81	691,969,884.41		
	Imo State Erosion and Watershed Mgt Project	14,030,531.57	13,154,358.52	4,020,604,156.50	4,012,079,347.36		
IFAD	Community Based Natural Resources Mgt Proj.	997,115.31	991,172.94	302,307,747.39	302,307,747.39		
	PSGRDP						
	TOTAL	62,848,234.69	60,217,190.98	17,937,463,735.37	18,282,939,081.42		



**Note 25**  
**Schedule Of Repayment of External Loans For 2017**

**SUMMARY OF REPAYMENT OF EXTERNAL LOANS [PRINCIPAL]**

		2017	2016	
LOAN	PROJECT	\$	₦	₦
AFDF	Health System Dev. IV	19,153.20	7,026,608.07	23,008.71
AFDF	Health System Dev. IV	809.40	247,676.40	809.40
EDF	State Oil Palm Belt Rural Programme (87.5%)	499,235.90	183,151,379.68	521,021.97
IDA	Health Systems Development	50,536.77	21,970,062.27	67,719.31
	Universal Basic Education	125,000.00	38,250,000.00	125,000.00
	Local Empowerment & Environment	187,518.82	57,380,758.92	187,518.80
	National FADAMA II	121,800.00	52,950,625.56	163,212.00
	HIV/AIDS Programme	77,170.15	33,548,271.68	103,408.08
	Health System Dev. Proj. (Addtn Financing)	-	-	-
	Community and Social Development Proj.	-	-	-
	Third National Fadama Development Project	-	-	-
	Second HIV/AIDS Programme Dev. Proj. II	-	-	-
IFAD	Community Based Natural Resources Mgt Proj.	37,833.40	16,447,472.88	50,696.76
	<b>TOTAL</b>	<b>1,119,057.64</b>	<b>410,972,855.47</b>	<b>1,242,395.03</b>
				<b>378,025,184.69</b>



**Note 26**

**SUMMARY OF INTERNAL LOANS PROCEEDS & REPAYMENTS**

**INTERNAL LOANS/OVERDRAFTS (PRINCIPAL REPAYMENTS) 2017**

INSTITUTIONS	TYPE	OPENING BALANCE 01/01/2017	DRAWDOWN	REPAYMENTS	CLOSING BALANCE 31/12/2017
<b>FINANCIAL INSTITUTIONS</b>					
Fidelity Bank Plc		6,457,245,722.26	-	(112,504,140.67)	6,344,741,581.59
Zenith Bank Plc		19,869,242,378.91	-	(339,913,278.20)	19,529,329,100.71
Zenith Bank Plc		9,892,803,947.71	-	(163,198,152.98)	9,729,605,794.73
<b>SUB-TOTAL</b>		<b>36,219,292,048.88</b>	-	<b>(615,615,571.85)</b>	<b>35,603,676,477.03</b>
<b>BONDS</b>					
Imo State Bond		180.91	-	(180.91)	-
FG Bond		36,580,700,153.08	-	(392,226,061.44)	36,188,474,091.64
<b>SUB-TOTAL</b>		<b>36,580,700,333.99</b>	-	<b>(392,226,242.35)</b>	<b>36,188,474,091.64</b>
<b>TOTAL</b>		<b>72,799,992,382.87</b>	-	<b>(1,007,841,814.20)</b>	<b>71,792,150,568.67</b>



INTERNAL LOANS/OVERDRAFTS (PRINCIPAL REPAYMENTS) 2016

INSTITUTIONS	TYPE	OPENING BALANCE 01/01/2016	DRAWDOWN	REPAYMENTS	CLOSING BALANCE 31/12/2016
FINANCIAL INSTITUTIONS					
JAAC (Various)		2,341,942,254.93	-	(2,341,942,254.93)	
Fidelity Bank Plc		6,581,610,843.57	-	(124,365,121.31)	6,457,245,722.26
Zenith Bank Plc		20,214,950,000.00	-	(345,707,621.09)	19,869,242,378.91
Zenith Bank Plc			10,000,000,000.00	(107,196,052.29)	9,892,803,947.71
<b>SUB-TOTAL</b>		<b>29,138,503,098.50</b>	<b>10,000,000,000.00</b>	<b>(2,919,211,049.62)</b>	<b>36,219,292,048.88</b>
BONDS					
Imo State Bond		1,321,428,752.36	-	(1,321,428,571.44)	180.92
FG Bond		36,992,002,218.00	-	(411,302,064.92)	36,580,700,153.08
<b>SUB-TOTAL</b>		<b>38,313,430,970.36</b>		<b>(1,732,730,636.36)</b>	<b>36,580,700,334.00</b>
<b>TOTAL</b>		<b>67,451,934,068.86</b>		<b>(4,651,941,685.98)</b>	<b>72,799,992,382.88</b>





**Note 26b**

**MONTHLY SCHEDULE OF INTERNAL LOANS/OVERDRAFT REPAYMENT AS AT 31ST DECEMBER, 2017**

LENDERS	NAME OF ACCOUNT	MONTHLY	INITIAL AMOUNT	PRINCIPAL	INTEREST	DEBT SERVICE	END BAL
FG. BOND	RESTRUCTURED COMMERCIAL BANK LOAN	JANUARY	37,116,172,073.53	37,090,444.45	452,076,486.06	489,166,930.51	36,543,609,708.63
"	"	FEBRUARY		37,548,820.53	451,618,109.98	489,166,930.51	36,506,060,888.10
"	"	MARCH		38,012,861.37	451,154,069.14	489,166,930.51	36,468,048,026.73
"	"	APRIL		38,482,636.98	450,684,293.53	489,166,930.51	36,429,565,389.75
"	"	MAY		38,958,218.24	450,208,712.27	489,166,930.51	36,390,607,171.51
"	"	JUNE		39,439,676.88	449,727,253.63	489,166,930.51	36,351,167,494.63
"	"	JULY		39,927,085.56	449,239,844.95	489,166,930.51	36,311,240,409.07
"	"	AUGUST		40,420,517.79	448,746,412.72	489,166,930.51	36,270,819,891.28
"	"	SEPTEMBER		40,920,048.02	448,246,882.49	489,166,930.51	36,229,899,843.26
"	"	OCTOBER		41,425,751.62	447,741,178.90	489,166,930.52	36,188,474,091.64
"	"	NOVEMBER		0.00	0.00	0.00	36,188,474,091.64
"	"	DECEMBER		0.00	0.00	0.00	36,188,474,091.64
	<b>TOTAL</b>			<b>392,226,061.44</b>	<b>4,499,443,243.67</b>	<b>4,891,669,305.11</b>	

LENDERS	NAME OF ACCOUNT	MONTHLY	INITIAL AMOUNT	PRINCIPAL	INTEREST	DEBT SERVICE	END BAL
FIDELITY BANK	FED. GOVT. SALARY BAIL-OUT TO STATES	JANUARY	6,591,480,000.00	10,875,913.52	48,429,342.92	59,305,256.44	6,446,369,808.74
"	"	FEBRUARY		10,957,482.87	48,347,773.57	59,305,256.44	6,435,412,325.87
"	"	MARCH		11,039,663.99	48,265,592.44	59,305,256.43	6,424,372,661.88
"	"	APRIL		11,122,461.47	48,182,794.96	59,305,256.43	6,413,250,200.41
"	"	MAY		11,205,879.93	48,099,376.50	59,305,256.43	6,402,044,320.48
"	"	JUNE		11,289,924.03	48,015,332.40	59,305,256.43	6,390,754,396.45
"	"	JULY		11,374,598.46	47,930,657.97	59,305,256.43	6,379,379,797.99
"	"	AUGUST		11,459,907.95	47,845,348.48	59,305,256.43	6,367,919,890.04
"	"	SEPTEMBER		11,545,857.26	47,759,399.18	59,305,256.44	6,356,374,032.78
"	"	OCTOBER		11,632,451.19	47,672,805.25	59,305,256.44	6,344,741,581.59
"	"	NOVEMBER		0.00	0.00	0.00	6,344,741,581.59
"	"	DECEMBER		0.00	0.00	0.00	6,344,741,581.59
	<b>TOTAL</b>			<b>112,504,140.67</b>	<b>480,548,423.67</b>	<b>593,052,564.34</b>	



MONTHLY SCHEDULE OF INTERNAL LOANS/OVERDRAFT REPAYMENT AS AT 31ST DECEMBER, 2017 CONT'D

LENDERS	NAME OF ACCOUNT	MONTHLY	INITIAL AMOUNT	PRINCIPAL	INTEREST	DEBT SERVICE	END BAL
ZENITH BANK	FED. GOVT. SALARY BAIL-OUT TO STATES	JANUARY	20,214,950,000.00	32,859,834.27	149,019,317.84	181,879,152.11	19,836,382,544.64
"	"	FEBRUARY		33,106,283.03	148,772,869.08	181,879,152.11	19,803,276,261.61
"	"	MARCH		33,354,580.15	148,524,571.96	181,879,152.11	19,769,921,681.46
"	"	APRIL		33,604,739.50	148,274,412.61	181,879,152.11	19,736,316,941.96
"	"	MAY		33,856,775.05	148,022,377.06	181,879,152.11	19,702,460,166.91
"	"	JUNE		34,110,700.86	147,768,451.25	181,879,152.11	19,668,349,466.05
"	"	JULY		34,366,531.12	147,512,621.00	181,879,152.12	19,633,982,934.93
"	"	AUGUST		34,624,280.10	147,254,872.01	181,879,152.11	19,599,358,654.83
"	"	SEPTEMBER		34,883,962.20	146,995,189.91	181,879,152.11	19,564,474,692.63
"	"	OCTOBER		35,145,591.92	146,733,560.19	181,879,152.11	19,529,329,100.71
"	"	NOVEMBER		0.00	0.00	0.00	19,529,329,100.71
"	"	DECEMBER		0.00	0.00	0.00	19,529,329,100.71
	TOTAL			339,913,278.20	1,478,878,242.91	1,818,791,521.11	

LENDERS	NAME OF ACCOUNT	MONTHLY	INITIAL AMOUNT	PRINCIPAL	INTEREST	DEBT SERVICE	END BAL
ZENITH BANK	EXCESS CRUDE ACCOUNT LOAN TO STATE	JANUARY	10,000,000,000.00	15,776,565.98	74,196,029.61	89,972,595.59	9,877,027,381.73
"	"	FEBRUARY		15,894,890.22	74,077,705.36	89,972,595.58	9,861,132,491.51
"	"	MARCH		16,014,101.90	73,958,493.69	89,972,595.59	9,845,118,389.61
"	"	APRIL		16,134,207.66	73,838,387.92	89,972,595.58	9,828,984,181.95
"	"	MAY		16,255,214.22	73,717,381.36	89,972,595.58	9,812,728,967.73
"	"	JUNE		16,377,128.33	73,595,467.26	89,972,595.59	9,796,351,839.40
"	"	JULY		16,499,956.79	73,472,638.80	89,972,595.59	9,779,851,882.61
"	"	AUGUST		16,623,706.47	73,348,889.12	89,972,595.59	9,763,228,176.14
"	"	SEPTEMBER		16,748,384.26	73,224,211.32	89,972,595.58	9,746,479,791.88
"	"	OCTOBER		16,873,997.15	73,098,598.44	89,972,595.59	9,729,605,794.73
"	"	NOVEMBER		0.00	0.00	0.00	9,729,605,794.73
"	"	DECEMBER		0.00	0.00	0.00	9,729,605,794.73
	TOTAL			163,198,152.98	736,527,802.88	899,725,955.86	



**Note 27**

**SCHEDULE OF OTHER FAAC ALLOCATION DEDUCTIONS**

**OTHER FAAC DEDUCTIONS**

DESCRIPTION	ACTUAL 2017	ACTUAL 2016
	₦	₦
Overpayment of 13% Derivation Indices	31,923,057.28	229,009,753.51
Refund to Abia State for the Use of Wrong Indices	-	1,419,007.29
Deductions for the Refund of Derivation Revenue to Akwa Ibom State IRO Ekanga Oil Field	5,830,762.29	61,903,139.04
<b>TOTAL</b>	<b>37,753,819.57</b>	<b>292,331,899.84</b>

**DEDUCTIONS FOR DOMESTIC/EXTERNAL LOANS**

DESCRIPTION	ACTUAL 2017	ACTUAL 2016
	₦	₦
<b>INTERNAL LOANS</b>		
Deduction for Salary Bail-out to States (Fidelity/Zenith Bank Loans)	2,411,844,085.40	2,530,454,598.26
Deduction for Excess Crude Account Loan Facility to States (Zenith Bank Loan)	899,725,955.90	629,808,169.13
Deductions for Restructured Commercial Banks to Bonds Loan	4,891,669,305.10	6,359,170,096.63
<b>TOTAL</b>	<b>8,203,239,346.40</b>	<b>9,519,432,864.02</b>
<b>EXTERNAL LOANS</b>		
Deductions remitted to DMO	489,039,468.38	481,239,058.83
<b>TOTAL DEDUCTIONS</b>	<b>8,692,278,814.78</b>	<b>10,000,671,922.85</b>



FAAC DEDUCTIONS (2017)

MONTH	Overpayment of 13% Derivation ACTUAL 2017	Deduction of Salary Bail-out to States ACTUAL 2017	Deduction for Excess Crude Loan Facility ACTUAL 2017	Remitted to DMO for Foreign loans ACTUAL 2017	For Restructuring of Commercial Loans into FGN Bonds ACTUAL 2017	Arrears for Revenue to Akwa Ibom State IRO Ekanga Oilfield ACTUAL 2017	TOTAL ACTUAL 2017
JANUARY	-	-	-	-	-	-	-
FEBRUARY	7,980,764.32	241,184,408.54	89,972,595.59	48,270,510.71	489,166,930.51	-	876,575,209.67
MARCH	7,980,764.32	241,184,408.54	89,972,595.59	50,282,195.16	489,166,930.51	-	878,586,894.12
APRIL	7,980,764.32	241,184,408.54	89,972,595.59	50,282,195.16	489,166,930.51	-	878,586,894.12
MAY	7,980,764.32	482,368,817.08	179,945,191.18	100,564,390.32	978,333,861.02	-	1,749,193,023.92
JUNE	-	-	-	-	-	-	-
JULY	-	241,184,408.54	89,972,595.59	50,282,195.16	489,166,930.51	-	870,606,129.80
AUGUST	-	241,184,408.54	89,972,595.59	50,282,195.16	489,166,930.51	-	870,606,129.80
SEPTEMBER	-	241,184,408.54	89,972,595.59	46,358,595.57	489,166,930.51	1,943,587.43	868,626,117.64
OCTOBER	-	241,184,408.54	89,972,595.59	46,358,595.57	489,166,930.51	1,943,587.43	868,626,117.64
NOVEMBER	-	241,184,408.54	89,972,595.59	46,358,595.57	489,166,930.51	1,943,587.43	868,626,117.64
DECEMBER	-	-	-	-	-	-	-
TOTAL	31,923,057.28	2,411,844,085.40	899,725,955.90	489,039,468.38	4,891,669,305.10	5,830,762.29	8,730,039,634.35



FAAC DEDUCTIONS (2016)									
MONTH	Overpayment of 13% Derivation ACTUAL 2016	Deduction of Salary Bail-out to States ACTUAL 2016	Deduction for Excess Crude Loan Facility ACTUAL 2016	Remitted to DMO for Foreign loans ACTUAL 2016	For Refund of Underpayment to Abia for the use of wrong indices	For Restructuring of Commercial Loans into FGN Bonds ACTUAL 2016	Arrears for Revenue to Akwa Ibom State IRO Ekanga Oilfield ACTUAL 2016	TOTAL ACTUAL 2016	ACTUAL 2016
JANUARY	-	-	-	-	-	-	-	-	-
FEBRUARY	38,736,040.94	59,305,256.43	-	56,333,185.08	-	978,333,861.02	20,634,379.68	1,153,342,723.15	-
MARCH	38,736,040.94	482,368,817.08	-	66,235,380.26	-	978,333,861.02	20,634,379.68	1,586,308,478.98	-
APRIL	19,368,020.47	241,184,408.54	-	33,117,690.13	-	489,166,930.51	10,317,189.84	793,154,239.49	-
MAY	19,368,020.47	241,184,408.54	-	33,117,690.13	-	489,166,930.51	10,317,189.84	793,154,239.49	-
JUNE	19,368,020.47	59,305,256.43	-	33,117,690.13	-	489,166,930.51	-	600,957,897.54	-
JULY	19,368,020.47	241,184,408.54	179,945,191.18	33,117,690.13	-	489,166,930.51	-	962,782,240.83	-
AUGUST	-	-	-	-	-	-	-	-	-
SEPTEMBER	19,368,020.41	241,184,408.54	89,972,595.59	33,117,690.13	-	489,166,930.51	-	872,809,645.18	-
OCTOBER	19,368,020.41	241,184,408.54	89,972,595.59	48,270,510.71	-	489,166,930.51	-	887,962,465.76	-
NOVEMBER	27,348,784.67	482,368,817.08	179,945,191.18	96,541,021.42	1,419,007.29	978,333,861.02	-	1,765,956,682.66	-
DECEMBER	7,980,764.26	241,184,408.54	89,972,595.59	48,270,510.71	-	489,166,930.51	-	876,575,209.61	-
<b>TOTAL</b>	<b>229,009,753.51</b>	<b>2,530,454,598.26</b>	<b>629,808,169.13</b>	<b>481,239,058.83</b>	<b>1,419,007.29</b>	<b>6,359,170,096.63</b>	<b>61,903,139.04</b>	<b>10,293,003,822.69</b>	



Note 28

Schedule of Cash & Bank Balances For 2017

S/N	NAME OF BANKS	ACCOUNT NAME	NEW ACCOUNT NUMBERS	BALANCE AS AT 31/12/2017 [₦]	BALANCE AS AT 31/12/2016 [₦]
1	Access bank Plc	Imo State Local Govt. Pensio A/C	0697264082	-	-
2	Diamond Bank Plc	Imo State Operation A/C	0025410045	-	-
3	Diamond Bank Plc	IMSG IGR LANDS ACCOUNT	0037987458	-	-
4	Diamond Bank Plc	STO	0027436193	34,790,398.02	34,108,233.35
5	Diamond Bank Plc	TPO	0027462433	-	-
6	Diamond Bank Plc	IMSG PAYEE A/C Office of Acct.Gen	0067574473	33,523.03	33,523.03
7	Diamond Bank Plc	Min. of Fin. Corp. Entity Verification	0024614365	3,275,239.05	-
8	Diamond Bank Plc	IMSG Salary Account	0065527341	522,961.82	522,961.82
9	Diamond Bank Plc	Pension Account	0025087106	87,786.20	87,786.20
10	Diamond Bank Plc	SEMB Account	0026297285	7,770.91	7,770.91
11	Eco Bank Plc	PAYEE Account	5093070120	127,384,956.39	-
12	Ecobank Plc	Bond Proceed	1342031740	-	-
13	Ecobank Plc	Imo State ENTRACO	3642025988	96,576.01	96,576.01
14	Ecobank Plc	Imo State Govt. Bailout Pension A/c	5093038702	-	-
15	Ecobank Plc	IMSG Pension account	5093070663	683,011.34	-
16	Enterprise Bank [Heritage]	Ahiato Health Centre	1200352120	-	-
17	Enterprise Bank [Heritage]	Amuzu Health Centre	1200352027	-	-
18	Enterprise Bank [Heritage]	Drug Revolving Fund	1400032051	-	-
19	Enterprise Bank [Heritage]	Enyogugu Health Centre	1200352065	-	-
20	Enterprise Bank [Heritage]	Ibeku Health Centre	1200352041	-	-
21	Enterprise Bank [Heritage]	Imo Entraco	1200969423	-	-
22	Enterprise Bank [Heritage]	Infant Welfare Clinic	1200352058	-	-
23	Enterprise Bank [Heritage]	Mbutu Health Centre	1200352010	-	-
24	Enterprise Bank [Heritage]	Nguru Nweke Health Centre	1200352096	-	-
25	Enterprise Bank [Heritage]	Nkwogwu Health Centre	1200352034	-	-
26	Enterprise Bank [Heritage]	Umuhu Health Centre	1200352072	-	-
27	Enterprise Bank [Heritage]	Uvuru Health Centre	1200352144	-	-
28	Enterprise Bank [Heritage]	IMO STATE SPECIAL REVENUE	1200348125	-	-
	<b>SUB-TOTAL C/F</b>			<b>166,882,222.77</b>	<b>34,856,851.32</b>



S/N	NAME OF BANKS	ACCOUNT NAME	ACCOUNT NUMBERS	BALANCE AS AT 31/12/2017 [N#]	BALANCE AS AT 31/12/2016 [N#]
	SUB-TOTAL B/F			166,882,222.77	34,856,851.32
29	Enterprise Bank [Heritage]	IMO STATE WBPBU	1200351965	-	-
30	Enterprise Bank [Heritage]	GENERAL HOSPITAL ABOH MBAISE	1200352216	-	-
31	Enterprise Bank [Heritage]	IMO STATE TRANSPORT COMPANY	1200352924	-	-
32	Enterprise Bank [Heritage]	IMO FOUNDATION	1200969430	-	-
33	Enterprise Bank [Heritage]	IMO COLLEGE OF ADVANCED PROF	1201017864	-	-
34	Enterprise Bank [Heritage]	IMO STATE CO-OPERATIVE COLLEGE	1400013274	-	-
35	Enterprise Bank [Heritage]	IMO TRANSPORT COMPANY LIMITED	1400032044	-	-
36	Enterprise Bank [Heritage]	MINISTRY OF INFORMATION AND STRATEGY	1400032068	-	-
37	Enterprise Bank [Heritage]	IMO ENTRACO	1400013281	-	-
38	Enterprise Bank [Heritage]	CONSUMER PROTECTION COUNCIL	1400013315	-	-
39	Enterprise Bank [Heritage]	CONSUMER PROTECTION COUNCIL	1400013322	-	-
40	Enterprise Bank [Heritage]	MINISTRY OF YOUTHS AND SPORTS	1400032075	-	-
41	Enterprise Bank [Heritage]	IMO ENTRACO - RUPIAC PROJECT	1400035526	-	-
42	Enterprise Bank [Heritage]	IMO STATE POLYTECHNIC UMUAGWO	1200350607	-	-
43	Enterprise Bank [Heritage]	IMO STATE LIBRARY BOARD	1400013353	-	-
44	Enterprise Bank [Heritage]	BENEFITS OF RETIRED PRIMARY	1400032082	-	-
45	Enterprise Bank [Heritage]	IMO STATE GOVERNMENT	1400032099	-	-
46	Enterprise Bank [Heritage]	DISASTER RELIEF MANAGEMENT	1400037795	-	-
47	Enterprise Bank [Heritage]	OHAIJ/EGBEMA LGA	1200346853	-	-
48	Enterprise Bank [Heritage]	IMO WOMEN PROJECT ACCOUNT	1200348448	-	-
49	Enterprise Bank [Heritage]	IMO STATE MONIT. COMT. MDCN	1200350212	-	-
50	Enterprise Bank [Heritage]	MINISTRY OF WORKS, HOUSING &	1200351697	-	-
51	Enterprise Bank [Heritage]	COMMUNITY HEALTH AND DEVELOPMENT	1200348204	-	-
52	Enterprise Bank [Heritage]	LOCAL GOVERNMENT SERVICE COMMISSION	1200349218	-	-
53	Enterprise Bank [Heritage]	UMUNAJI ONICHA UBOMA FUG (III)	1200351996	-	-
	SUB-TOTAL C/F			166,882,222.77	34,856,851.32



S/N	NAME OF BANKS	ACCOUNT NAME	ACCOUNT NUMBERS	BALANCE AS AT 31/12/2017 [₦]	BALANCE AS AT 31/12/2016 [₦]
	SUB-TOTAL B/F			166,882,222.77	34,856,851.32
54	Enterprise Bank [Heritage]	OWERRI NORTH CENTAL FCA	1200352591	-	-
55	Enterprise Bank [Heritage]	UVURU HEALTH CENTRE	1200352003	-	-
56	FCMB Plc	13% Oil Derivation Fund Joint Alloc.	2035212019	-	-
57	FCMB Plc	Imo State Share of 13% ODF A/C	2112124015	-	-
58	FCMB Plc	IMSG [IGR]	0236455013	-	-
59	FCMB Plc	IMSG Miscellaneous A/C	0722317016	8,373,475.88	7,682,087.96
60	FCMB Plc	IMSG Security A/C	0669567011	-	-
61	FCMB Plc	IMSG Sundry Account	0732636026	-	-
62	FCMB Plc	IMSG SURE-P A/C	3759569652	-	-
63	FCMB Plc	IMSG SUBSIDY REINVESTMENT A/C	1999394012	2,697,474.17	2,593,725.16
64	FCMB Plc	STO Account	1244352019	-	-
65	FCMB Plc	IMSG MAIN ACCT.	0839706051	29,014.89	29,014.89
66	Fidelity Bank Plc	IMSG IGR [Sweeping Acct]	5030029152	-	-
67	Fidelity Bank Plc	IMSG IGR [Sweeping Acct 2]	5030051748	-	-
68	Fidelity Bank Plc	IMSG Joint State Account	5030058266	-	-
69	First Bank Plc	IMSG IGR [Current A/C]	2005152070	-	-
70	GTBank Plc	GLRA/Imo State TBL Project	0043255037	-	-
71	GTBank Plc	Imo Concorde Hotel	0052919746	-	-
72	GTBank Plc	Imo Concorde Hotel - OPS ACC	0052919777	-	-
73	GTBank Plc	Imo Jud. High Court Book Launch	0163652334	-	-
74	GTBank Plc	Imo Marketing Company Ltd	0043361778	-	-
75	GTBank Plc	Imo State Priv. And Inv. Bureau	0043429078	-	-
76	GTBank Plc	Imo State Universal Basic Educ Acc	0043574909	-	-
	SUB-TOTAL C/F			177,982,187.70	45,161,679.33





S/N	NAME OF BANKS	ACCOUNT NAME	ACCOUNT NUMBERS	BALANCE AS AT 31/12/2017 [₦]	BALANCE AS AT 31/12/2016 [₦]
	SUB-TOTAL B/F			177,982,187.70	45,161,679.33
77	GTBank Plc	IMSG Internal Revenue Account [IRA]	0043472414	-	-
78	GTBank Plc	IMSG-Tsunami Disaster Relief	0043361383	-	-
79	GTBank Plc	Office of the Head of Service	0043298830	-	-
80	Keystone Bank [Bank PHB]	IMSG Dedicated Project Account	1002823895	-	-
81	Keystone Bank [Bank PHB]	Rev. A/C	1002823888	-	-
82	Skye Bank Plc	IMSG IGR Sweeping Account)	4030011240	-	-
83	Skye Bank Plc	IMSG (Joint Project Account)	4030010621	-	-
84	UBA I Plc [STO]	Sub-Treasury Owerri	1001192176	3,464,029.38	3,464,029.38
85	UBA II Plc [STO]	Sub Treasury Pension Account	1013112566	1,182,124.55	1,182,124.55
86	UBA Plc	Bond Proceeds A/C	1013809734	2,623,387.64	2,623,387.64
87	UBA Plc	Dedicated IGR Account	1016187279	-	-
88	UBA Plc	Dedicated Salary Account	1016239910	974,447.43	974,447.43
89	UBA Plc	Excess Crude Account	1013960619	95,740.09	95,740.09
90	UBA Plc	IMSG IGR A/C	1005817260	-	-
91	UBA Plc	IMSG JAAC EXCROW ACCOUNT 2	1008362613	91,410,067.59	82,351,412.24
92	UBA Plc	IMSG Special Project A/C	1010583635	18,935.24	18,935.24
93	UBA Plc	Multi-Purpose A/C	1011268270	1,665,443.39	1,665,443.39
94	UBA Plc	Operational A/C	1015705232	1,345,252.65	1,345,252.65
95	UBA Plc	Operational A/C II	1015708116	-	-
96	UBA Plc	Security Account	1018182656	6,831,284.16	6,831,284.16
97	UBA Plc	Sundry A/C	1014179117	54,469.90	54,469.90
98	UBA Plc	IMSG FAAC A/C	1007331120	2,341.25	2,341.25
99	Union Bank Plc	13% ODF Account	0041530585	-	-
	SUB-TOTAL C/F			287,649,710.97	145,770,547.25



S/N	NAME OF BANKS	ACCOUNT NAME	ACCOUNT NUMBERS	BALANCE AS AT 31/12/2017 [₦]	BALANCE AS AT 31/12/2016 [₦]
	SUB-TOTAL B/F				
100	Union Bank Plc	IMSG E-Revenue A/C	0029095895	287,649,710.97	145,770,547.25
101	Unity Bank	IMO STATE REV. A/C MIN. OF HOUSING	0020336723	-	-
102	Zenith Bank Plc	13% ODF A/C	1012758626	-	-
103	Zenith Bank Plc	13% ODF A/C	1014016524	4,297,594.28	4,297,594.28
104	Zenith Bank Plc	IGR Cons. A/C	1012242914	-	-
105	Zenith Bank Plc	Imo Foundation Account	1012946724	571,328.68	571,328.68
106	Zenith Bank Plc	Imo Public Service Charity A/C	1013322865	143,165,527.00	4,148,991.97
107	Zenith Bank Plc	Imprest Account	1014019635	-	-
108	Zenith Bank Plc	IMSG FAAC A/C	1013197705	199,107.00	7,244,566.04
109	Zenith Bank Plc	IMSG IGR [Judiciary A/C]	1013105306	-	-
110	Zenith Bank Plc	IMSG Loan Project A/C	1012822633	-	-
111	Zenith Bank Plc	IMSG Monumental Proj. Consolidated	1013514171	-	-
112	Zenith Bank Plc	IMSG TAX HOLDING A/C	1012880538	137,574,681.98	110,947,324.18
113	Zenith Bank Plc	IMSG UTILITY A/C	1012246716	-	-
114	Zenith Bank Plc	Operational A/C	1011299856	3,409,959.69	3,409,959.69
115	Zenith Bank Plc	Operational Account	1013118902	(5,130,963.57)	(5,130,963.57)
116	Zenith Bank Plc	Pension A/C	1012401087	-	-
117	Zenith Bank Plc	Proceed [Deposit] A/C	1012859286	-	-
118	Zenith Bank Plc	Project Account	1013245558	-	-
119	Zenith Bank Plc	Social Welfare A/C	1013051128	-	-
120	Zenith Bank Plc	IMSG Salary A/C	1014383181	33,498,284.10	33,498,284.10
	SUB-TOTAL C/F			605,235,230.13	304,757,632.62



S/N	NAME OF BANKS	ACCOUNT NAME	ACCOUNT NUMBERS	BALANCE AS AT 31/12/2017 [₦]	BALANCE AS AT 31/12/2016 [₦]
	SUB-TOTAL B/F			605,235,230.13	304,757,632.62
121	Zenith Bank Plc	IMSG Acct.	1013750926	-	-
122	Zenith Bank Plc	STO	1010815365	65,323,862.40	65,323,862.40
123	Zenith Bank Plc	TPO	1010815547	-	-
124	Zenith Bank Plc	TPO	1012575434	788,940,403.28	760,579,494.90
125	Zenith II Bank Plc [STO]	STO A/C	1011309825	238,586.06	238,586.06
126	Zenith Bank Plc	IMSG End to End Salary Payment A/C	1014125716	73,093.85	73,093.85
127	Zenith Bank Plc	IMSG PAYEE A/C	1014344506	156,933,649.41	92,313,911.42
128	Zenith Bank Plc	IMSG Loan A/C II (Joint Rescue A/C)	1012860307	-	-
129	Zenith Bank Plc	IMSG Joint Allocation A/c. (JAAC)	1012722685	6,030.40	6,030.40
130	FADAMA III Banks	VARIOUS		2,106,885.83	2,106,885.83
131	HIV/AIDS PROG. BANKS	VARIOUS		142,873,509.64	142,873,509.64
132	HSDP II Banks [World Bank]	VARIOUS		288,046.38	288,046.38
133	Other LGAs and MDAs	VARIOUS		-	-
134	PSGRDP Banks	VARIOUS		-	-
135	UBA [Bond Repayment Sinking Fund A/C]	VARIOUS		(254,954,000.00)	(316,628,151.84)
136	Other Bank Balances [Note 28A]	VARIOUS		-	-
137	Dormant Account Balances [Note 28B]	VARIOUS		1,283,963,395.71	1,552,951,030.00
	<b>TOTAL</b>			<b>2,791,028,693.10</b>	<b>2,604,883,931.66</b>

**NOTE 28A  
OTHER BANK BALANCES**

S/N	NAME OF BANKS	ACCOUNT NAME	ACCOUNT NUMBERS	BALANCE AS AT 31/12/2017 [N#]	BALANCE AS AT 31/12/2016 [N#]
1	Diamond Bank Plc	IMSG [IGR A/C]	0022697942	-	-
2	Diamond Bank Plc	Miscellaneous A/C	0029283346	-	-
3	Diamond Bank Plc	Tertiary Sch. Free Education	0038471293	-	-
4	FCMB Plc	IMSG A/C	1610571015	-	-
5	FCMB Plc	IMSG IGR	0839706068	-	-
6	FCMB Plc	IMSG MAIN A/C	0839706051	-	-
7	FCMB Plc	WHT Account	2833994010	-	-
	<b>TOTAL</b>				



NOTE 28B

DORMANT ACCOUNT BALANCES

S/N	NAME OF BANKS	ACCOUNT NAME	ACCOUNT NUMBERS	BALANCE AS AT 31/12/2017 [₦]	BALANCE AS AT 31/12/2016 [₦]
1	Diamond Bank Plc	Imo State Operation A/C	0025410045	1,498,554.28	1,498,554.28
2	Diamond Bank Plc	IMSG IGR LANDS ACCOUNT	0037987458	12,059,118.06	12,059,118.06
3	Ecobank Plc	Bond Proceed	1342031740	12,214.75	12,214.75
4	Enterprise Bank [Heritage]	Ahiato Health Centre	1200352120	117,079.66	117,079.66
5	Enterprise Bank [Heritage]	Amuzu Health Centre	1200352027	1,870,574.00	1,870,574.00
6	Enterprise Bank [Heritage]	Drug Revolving Fund	1400032051	24,428,292.00	24,428,292.00
7	Enterprise Bank [Heritage]	Enyogugu Health Centre	1200352065	690,201.56	690,201.56
8	Enterprise Bank [Heritage]	Ibeku Health Centre	1200352041	995,356.55	995,356.55
9	Enterprise Bank [Heritage]	Imo Entraco	1200969423	8.82	8.82
10	Enterprise Bank [Heritage]	Infant Welfare Clinic	1200352058	298,368.76	298,368.76
11	Enterprise Bank [Heritage]	Mbutu Health Centre	1200352010	271,604.83	271,604.83
12	Enterprise Bank [Heritage]	Nguru Nweke Health Centre	1200352096	8,268.28	8,268.28
13	Enterprise Bank [Heritage]	Nkwogwu Health Centre	1200352034	169,326.92	169,326.92
14	Enterprise Bank [Heritage]	Umuhu Health Centre	1200352072	17,605.06	17,605.06
15	Enterprise Bank [Heritage]	Uvuru Health Centre	1200352144	14,880.68	14,880.68
16	Enterprise Bank [Heritage]	IMO STATE SPECIAL REVENUE	1200348125	4,296.72	4,296.72
17	Enterprise Bank [Heritage]	IMO STATE WBPBU	1200351965	2,637.66	2,637.66
18	Enterprise Bank [Heritage]	GENERAL HOSPITAL ABOH MBAISE	1200352216	4,215.61	4,215.61
19	Enterprise Bank [Heritage]	IMO STATE TRANSPORT COMPANY	1200352924	190,855.05	190,855.05
20	Enterprise Bank [Heritage]	IMO FOUNDATION	1200969430	9,034.99	9,034.99
21	Enterprise Bank [Heritage]	IMO COLLEGE OF ADVANCED PROF	1201017864	100.00	100.00
22	Enterprise Bank [Heritage]	IMO STATE CO-OPERATIVE COLLEGE	1400013274	189.02	189.02
	<b>SUB-TOTAL C/F</b>			<b>42,662,832.26</b>	<b>42,662,783.26</b>



NOTE 28B

S/N	NAME OF BANKS	ACCOUNT NAME	ACCOUNT NUMBERS	BALANCE AS AT 31/12/2017 [N#]	BALANCE AS AT 31/12/2016 [N#]
	<b>SUB-TOTAL B/F</b>			<b>42,662,783.26</b>	<b>42,662,783.26</b>
23	Enterprise Bank [Heritage]	IMO TRANSPORT COMPANY LIMITED	1400032044	118,573.25	118,573.25
24	Enterprise Bank [Heritage]	MINISTRY OF INFORMATION AND STRATEGY	1400032068	4,964.63	4,964.63
25	Enterprise Bank [Heritage]	IMO ENTRACO	1400013281	45.65	45.65
26	Enterprise Bank [Heritage]	CONSUMER PROTECTION COUNCIL	1400013315	7,317.98	7,317.98
27	Enterprise Bank [Heritage]	CONSUMER PROTECTION COUNCIL	1400013322	69.48	69.48
28	Enterprise Bank [Heritage]	MINISTRY OF YOUTHS AND SPORTS	1400032075	31,173.51	31,173.51
29	Enterprise Bank [Heritage]	IMO ENTRACO - RUPIAC PROJECT	1400035526	6,900.00	6,900.00
30	Enterprise Bank [Heritage]	IMO STATE POLYTECHNIC UMUAGWO	1200350607	25,478.96	25,478.96
31	Enterprise Bank [Heritage]	IMO STATE LIBRARY BOARD	1400013353	394.69	394.69
32	Enterprise Bank [Heritage]	BENEFITS OF RETIRED PRIMARY	1400032082	166.04	166.04
33	Enterprise Bank [Heritage]	IMO STATE GOVERNMENT	1400032099	6,640,239.00	6,640,239.00
34	Enterprise Bank [Heritage]	DISASTER RELIEF MANAGEMENT	1400037795	5,269,349.00	5,269,349.00
35	Enterprise Bank [Heritage]	OHAIJ/EGBEMA LGA	1200346853	9,892.20	9,892.20
36	Enterprise Bank [Heritage]	IMO WOMEN PROJECT ACCOUNT	1200348448	77.79	77.79
37	Enterprise Bank [Heritage]	IMO STATE MONIT. COMT. MDCN	1200350212	3,981.10	3,981.10
38	Enterprise Bank [Heritage]	MINISTRY OF WORKS, HOUSING &	1200351697	1,767,094.00	1,767,094.00
39	Enterprise Bank [Heritage]	COMMUNITY HEALTH AND DEVELOPMENT	1200348204	9,637.97	9,637.97
40	Enterprise Bank [Heritage]	LOCAL GOVERNMENT SERVICE COMMISSION	1200349218	47,355.00	47,355.00
41	Enterprise Bank [Heritage]	UMUNAJI ONICHA UBOMA FUG [III]	1200351996	6,846.63	6,846.63
42	Enterprise Bank [Heritage]	OWERRI NORTH CENTAL FCA	1200352591	12,184.14	12,184.14
43	Enterprise Bank [Heritage]	UVURU HEALTH CENTRE	1200352003	3,321,675.00	3,321,675.00
44	FCMB Plc	13% Oil Derivation Fund Joint Alloc.	2035212019	4,807,839.48	4,807,839.48
	<b>SUB-TOTAL C/F</b>			<b>64,754,038.76</b>	<b>64,754,038.76</b>



NOTE 28B

S/N	NAME OF BANKS	ACCOUNT NAME	ACCOUNT NUMBERS	BALANCE AS AT 31/12/2017 [₦]	BALANCE AS AT 31/12/2016 [₦]
	<b>SUB-TOTAL B/F</b>			<b>64,754,038.76</b>	<b>64,754,038.76</b>
45	FCMB Plc	Imo State Share of 13% ODF A/C	2112124015	2,809,952.07	2,809,952.07
46	FCMB Plc	IMSG [IGR]	0236455013	55,935,521.94	55,935,521.94
47	FCMB Plc	IMSG Security A/C	0669567011	1,636,888.69	1,636,888.69
48	FCMB Plc	IMSG Sundry Account	0732636026	84,933.46	84,933.46
49	FCMB Plc	IMSG SURE-P A/C	3759569652	355,183,976.66	355,183,976.66
50	FCMB Plc	STO Account	1244352019	14,780,433.78	14,780,433.78
51	First Bank Plc	IMSG IGR [Current A/C]	2005152070	4,850,848.22	4,850,848.22
52	GTBank Plc	GLRA/Imo State TBL Project	0043255037	742.33	742.33
53	GTBank Plc	Imo Concorde Hotel	0052919746	25,238.58	25,238.58
54	GTBank Plc	Imo Concorde Hotel - OPS ACC	0052919777	4,158,917.57	4,158,917.57
55	GTBank Plc	Imo Jud. High Court Book Launch	0163652334	8,920.75	8,920.75
56	GTBank Plc	Imo Marketing Company Ltd	0043361778	5,282.63	5,282.63
57	GTBank Plc	Imo State Priv. And Inv. Bureau	0043429078	5,419.51	5,419.51
58	GTBank Plc	Imo State Universal Basic Educ Acc	0043574909	3,960.00	3,960.00
59	GTBank Plc	IMSG Internal Revenue Account [IRA]	0043472414	3,235,223.16	3,235,223.16
60	GTBank Plc	IMSG-Tsunami Disaster Relief	0043361383	2,663,487.19	2,663,487.19
61	GTBank Plc	Office of the Head of Service	0043298830	35,086.69	35,086.69
62	Keystone Bank [Bank PHB]	IMSG Dedicated Project Account	1002823895	55,616.83	55,616.83
63	Keystone Bank [Bank PHB]	Rev. A/C	1002823888	516,897.29	516,897.29
64	UBA Plc	Bond Proceeds A/C	1013809734	2,623,387.64	2,623,387.64
65	UBA Plc	Dedicated Salary Account	1016239910	1,313,563.97	1,313,563.97
66	UBA Plc	Excess Crude Account	1013960619	94,053.61	94,053.61
		<b>SUB-TOTAL C/F</b>		<b>514,782,391.33</b>	<b>514,782,391.33</b>

**Report of the Accountant General and Financial Statement of Imo State Government for the year ended 31st December 2017**



S/N	NAME OF BANKS	ACCOUNT NAME	ACCOUNT NUMBERS	BALANCE AS AT 31/12/2017 [₦]	BALANCE AS AT 31/12/2016 [₦]
		SUB-TOTAL B/F		514,782,391.33	514,782,391.33
67	UBA Plc	IMSG JAAC EXCROW ACCOUNT 2	1008362613	80,721,417.87	80,721,417.87
68	UBA Plc	IMSG Special Project A/C	1010583635	19,145.24	19,145.24
69	UBA Plc	Operational A/C	1015705232	1,345,357.65	1,345,357.65
70	UBA Plc	Operational A/C II	1015708116	2,612,882.00	2,612,882.00
71	UBA Plc	Security Account	1018182656	6,832,878.33	6,832,878.33
72	UBA Plc	Sundry A/C	1014179117	53,391.77	53,391.77
73	UBA Plc	IMSG FAAC A/C	1007331120	3,707.89	3,707.89
74	Union Bank Plc	13% ODF Account	0041530585	27,707,655.63	27,707,655.63
75	Union Bank Plc	IMSG E-Revenue A/C	0029095895	31,309,284.56	31,309,284.56
76	Unity Bank	IMO STATE REV. A/C MIN. OF HOUSING	0020336723	39,736.01	39,736.01
77	Zenith Bank Plc	13% ODF A/C	1012758626	10,016,755.20	10,016,755.20
78	Zenith Bank Plc	IGR Cons. A/C	1012242914	10,624,732.15	10,624,732.15
79	Zenith Bank Plc	Imprest Account	1014019635	3,083,802.33	3,083,802.33
80	Zenith Bank Plc	IMSG IGR [Judiciary A/C]	1013105306	3,420,768.69	3,420,768.69
81	Zenith Bank Plc	IMSG Loan Project A/C	1012822633	9,708,192.43	9,708,192.43
82	Zenith Bank Plc	IMSG Monumental Proj. Consolidated	1013514171	68,169.59	68,169.59
83	Zenith Bank Plc	IMSG UTILITY A/C	1012246716	139,619.76	139,619.76
84	Zenith Bank Plc	Pension A/C	1012401087	21,272,726.72	21,272,726.72
85	Zenith Bank Plc	Proceed [Deposit] A/C	1012859286	67,836.74	67,836.74
86	Zenith Bank Plc	Project Account	1013245558	512,981,065.31	781,968,699.60
87	Zenith Bank Plc	Social Welfare A/C	1013051128	47,110,027.24	47,110,027.24
88	Zenith Bank Plc	TPO	1010815547	41,851.27	41,851.27
	<b>TOTAL</b>			<b>1,283,963,395.71</b>	<b>1,552,951,030.00</b>