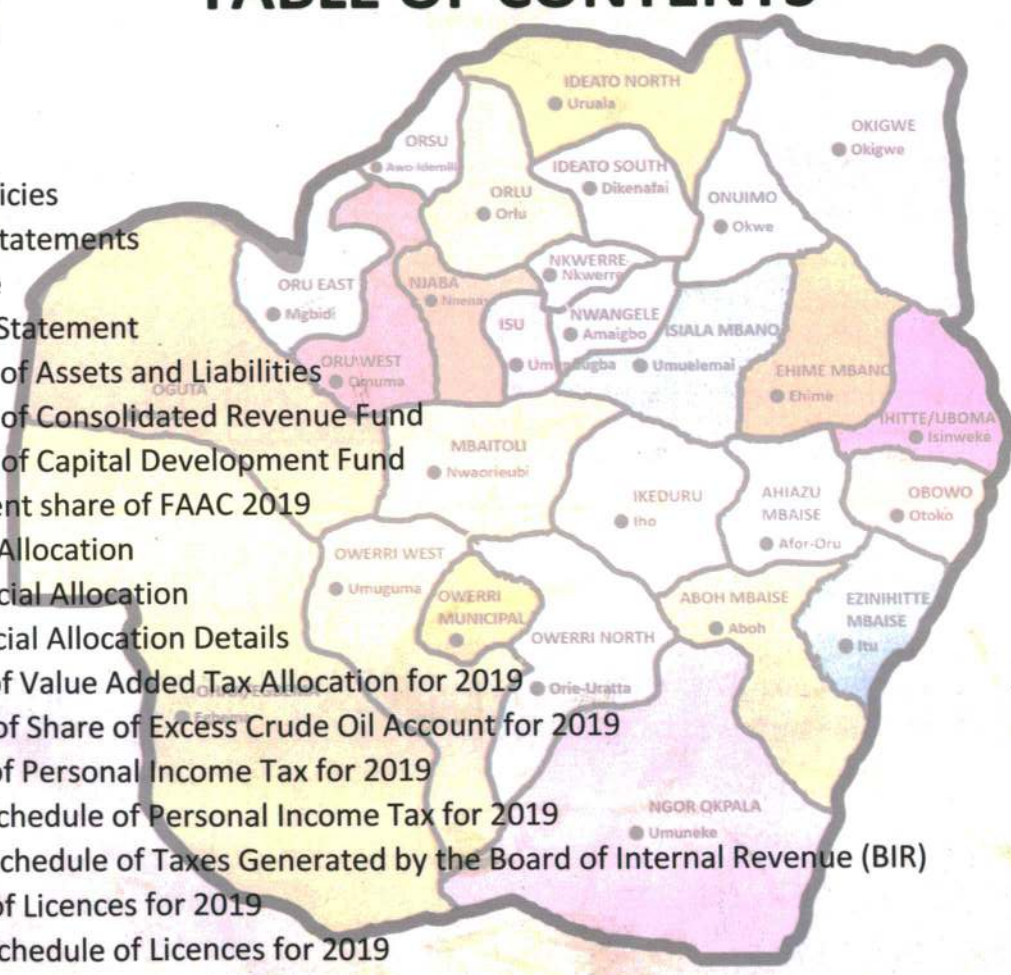




# TABLE OF CONTENTS

Details	Page
Financial Highlights	4
Statement of Accounting Policies	13
Responsibility for Financial Statements	15
Auditor-General's Certificate	16
Statement No. 1: Cash Flow Statement	17
Statement No. 2: Statement of Assets and Liabilities	19
Statement No. 3: Statement of Consolidated Revenue Fund	20
Statement No. 4: Statement of Capital Development Fund	22
Note 1a Government share of FAAC 2019	23
Note 1b Statutory Allocation	24
Note 1c FAAC Special Allocation	25
Note 1d FAAC Special Allocation Details	26
Notes 2a-2b Schedule of Value Added Tax Allocation for 2019	27
Note 3 Schedule of Share of Excess Crude Oil Account for 2019	28
Note 4a Schedule of Personal Income Tax for 2019	29
Note 4b Monthly Schedule of Personal Income Tax for 2019	31
Note 4c Monthly Schedule of Taxes Generated by the Board of Internal Revenue (BIR)	35
Note 5a Schedule of Licences for 2019	36
Note 5b Monthly Schedule of Licences for 2019	38
Note 6a Schedule of Fees Generated for 2019	42
Note 6b Monthly Schedule of Fees Generated for 2019	44
Note 7a Schedule of Fines for 2019	46
Note 7b Monthly Schedule of Fines for 2019	48

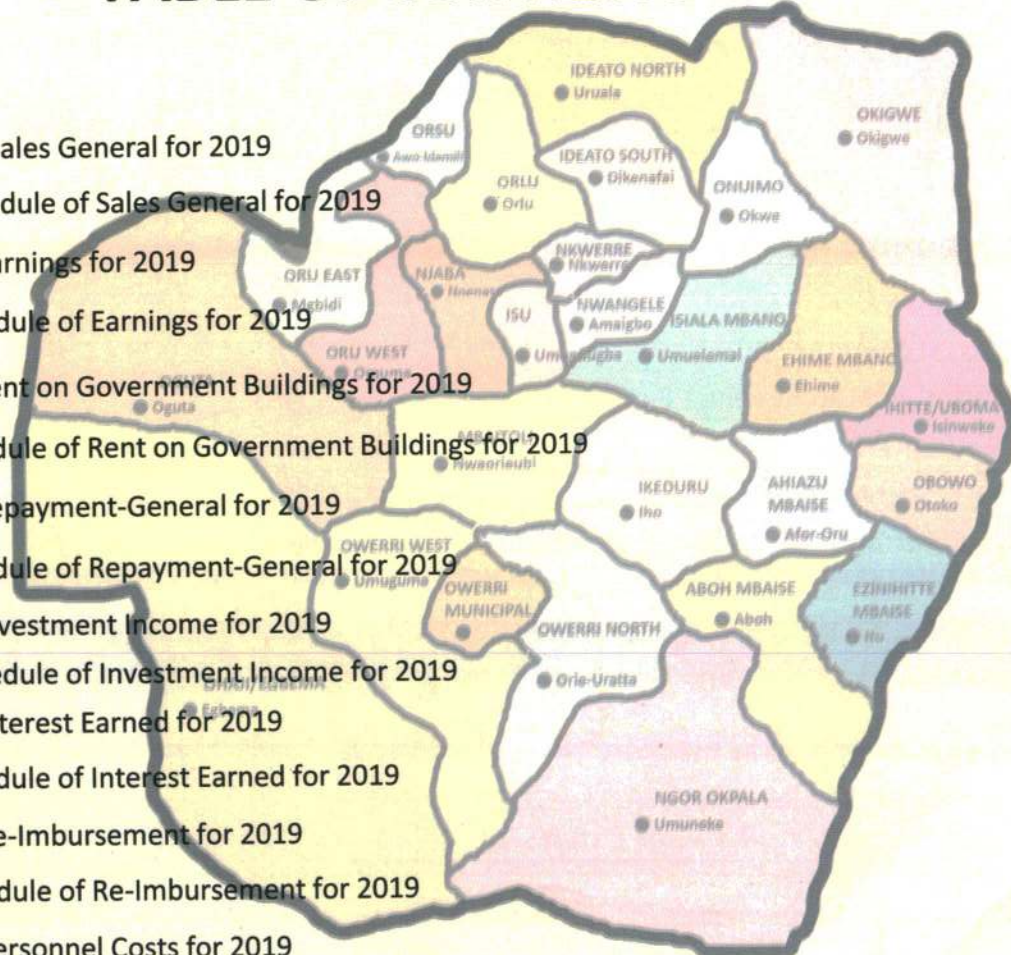






## TABLE OF CONTENTS CONT'D

Details		Page
Note 8a	Schedule of Sales General for 2019	50
Note 8b	Monthly Schedule of Sales General for 2019	53
Note 9a	Schedule of Earnings for 2019	56
Note 9b	Monthly Schedule of Earnings for 2019	58
Note 10a	Schedule of Rent on Government Buildings for 2019	62
Note 10b	Monthly Schedule of Rent on Government Buildings for 2019	64
Note 11a	Schedule of Repayment-General for 2019	65
Note 11b	Monthly Schedule of Repayment-General for 2019	67
Note 12a	Schedule of Investment Income for 2019	68
Note 12b	Monthly Schedule of Investment Income for 2019	70
Note 13a	Schedule of Interest Earned for 2019	71
Note 13b	Monthly Schedule of Interest Earned for 2019	72
Note 14a	Schedule of Re-Imbursement for 2019	73
Note 14b	Monthly Schedule of Re-Imbursement for 2019	74
Note 15a	Schedule of Personnel Costs for 2019	75
Note 15b	Monthly Schedule of Personnel Costs for 2019	77







## TABLE OF CONTENTS CONT'D

### Details

Note 16	Schedule of State Government Pension and Gratuity Payments for 2019	79
Note 17a	Schedule of Overhead Charges to MDA's for 2019	80
Note 17b	Monthly Schedule of Overhead Charges according to MDA's for 2019	84
Note 18a	Schedule of Consolidated Revenue Fund (CRF) Charges for 2019	85
Note 18b	Monthly Schedule of Consolidated Revenue Fund (CRF) Charges according to MDA's for 2019	86
Note 19	Schedule of Public Debt Charges for 2019	87
Note 20i. a-p	Schedule of Recurrent Grant and Subvention for 2019	89
Note 20ii	Monthly Schedule of Grants and Subvention according to Supervising Ministry	95
Note 21a	Schedule of Capital Expenditure for 2019 by Monthly	99
Note 21b	Purchase/ Construction of Assets by Sectors	99
Note 22	Schedule of Capital Expenditure Funded from Aids and Grants for 2019	100
Note 23	Schedule of Other Capital Expenditure: Financial Instruments for 2019	100
Note 23a-23b	Schedule of Financial Market Instrument (Investments) Quoted and Unquoted Companies	101
Note 23c	Schedule of Other Investment	103
Note 24a-24b	Schedule of Outstanding External Loans	104
Note 25	Schedule of Repayment of External Loans	105
Note 26a	Summary of Internal Loans proceeds and Repayment	106
Note 26b	Monthly Schedule of Internal Loans/ Overdraft Repayment	107
Note 27	Schedule of Other FAAC Allocation Deductions	111
Note 28a	Schedule of Cash and Bank Balances for 2019	114
Note 28b	Schedule of Dormant Account Balances for 2019	120





# Imo State Government of Nigeria

Report of the Accountant General and Financial Statements for the year ended 31<sup>st</sup> December, 2019

## REPORT OF THE ACCOUNTANT GENERAL AND FINANCIAL STATEMENTS FOR THE YEAR ENDED 31ST DECEMBER 2019

### 2019 FINANCIAL HIGHLIGHTS

2018		ACTUAL 2019
=N=	RECEIPTS	=N=
64,416,521,566.71	Share of FAAC: Statutory & Special Allocations	54,319,931,479.72
11,997,818,438.24	Value Added Tax Allocation	13,036,137,650.12
924,757,711.90	Share of Excess Crude Oil Account	-
8,267,046,381.61	Independent Revenue	14,385,942,777.27
<b>85,606,144,098.46</b>	<b>SUB-TOTAL</b>	<b>81,742,011,907.11</b>
	<b>INFLOW FROM FINANCING ACTIVITIES</b>	
-	Proceeds from Aid and Grants	-
-	Proceeds from External Loan	2,138,500,000.00
22,361,387,297.32	Funds received from JAAC	-
<b>107,967,531,395.78</b>	<b>TOTAL AVAILABLE FUNDS</b>	<b>83,880,511,907.11</b>
	<b>EXPENDITURE</b>	
41,596,409,761.41	Operating Expenses	57,555,015,991.26
55,615,086,000.00	Capital Expenditures	28,669,017,426.02
449,133,136.90	Repayment of External Loans	468,883,188.02
1,341,012,423.56	Repayment of Internal Loans and Bonds	2,118,985,109.22
13,605,112.01	Deductions from Source: FAAC	-
<b>99,015,246,433.88</b>	<b>TOTAL EXPENDITURE</b>	<b>88,811,901,714.51</b>
8,952,284,961.90	Operating Balance	4,931,389,807.40
2,791,028,693.09	Opening Balance	11,743,313,654.99
11,743,313,654.99	Closing Balance	6,811,923,847.59

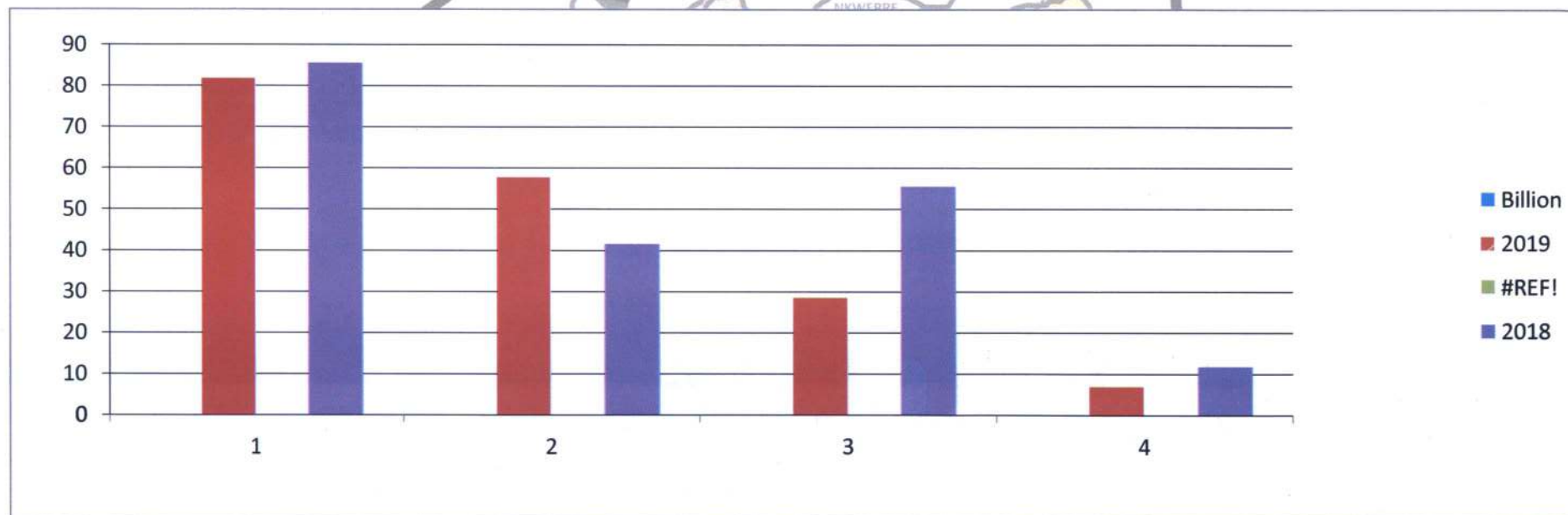




**IMO STATE GOVERNMENT  
REPORT OF THE ACCOUNTANT-GENERAL AND FINANCIAL STATEMENTS  
FOR THE YEAR ENDED 31ST DECEMBER, 2019**



**RECEIPTS AND EXPENDITURE FOR 2019 AND 2018**



**KEY**

- 1. RECEIPTS
- 2. RECURRENT EXPENDITURE
- 3. CAPITAL EXPENDITURE
- 4. CASH BALANCE

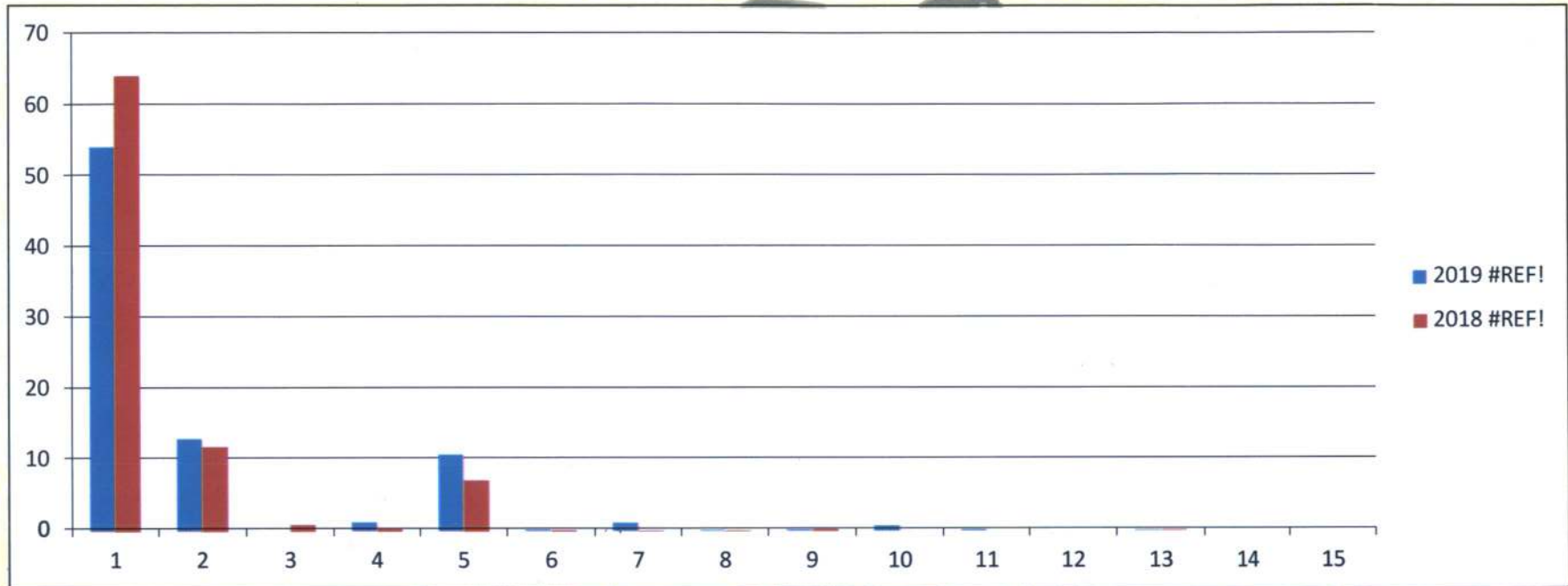




# Imo State Government of Nigeria

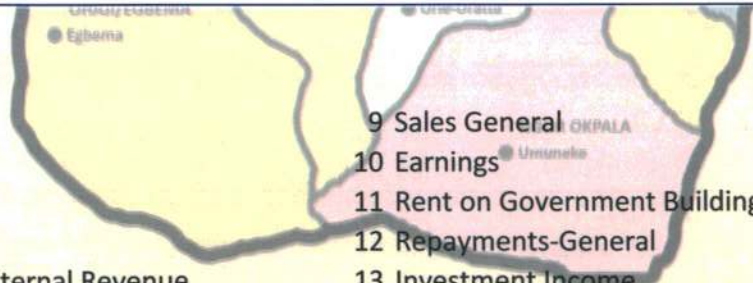
Report of the Accountant General and Financial Statements for the year ended 31<sup>st</sup> December, 2019

Various Receipts for 2019 and 2018 (in Billions)



KEY

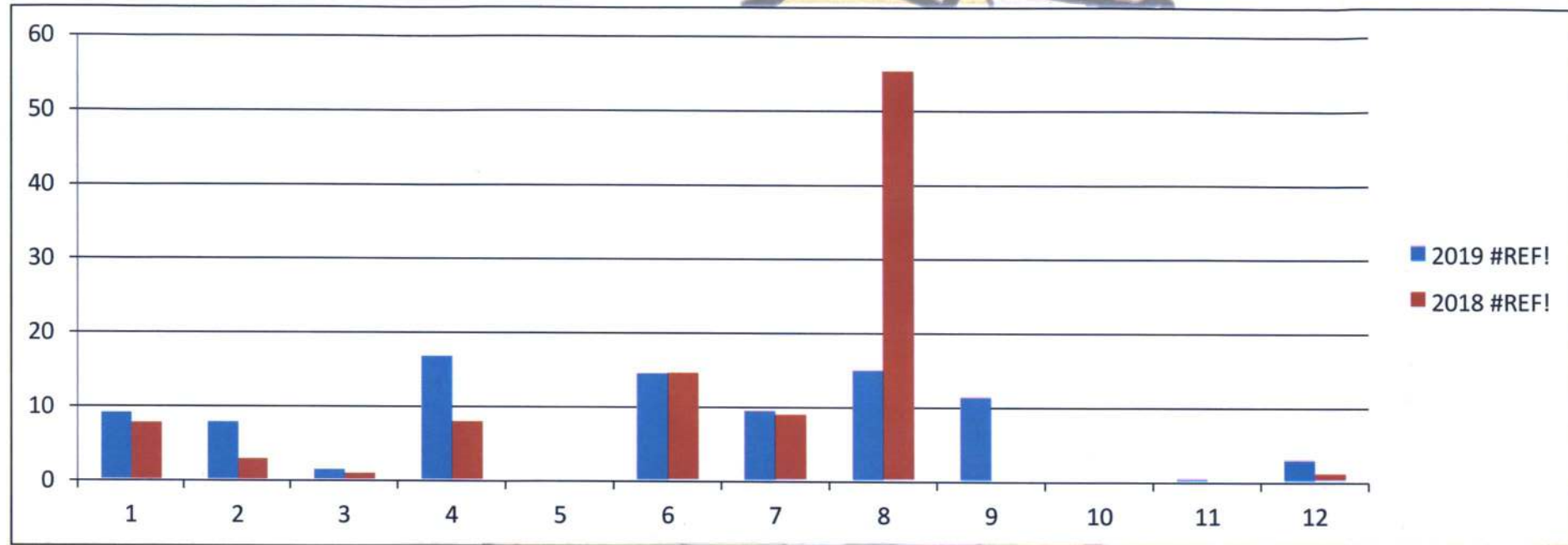
- |  |                                 |
|--|---------------------------------|
| 1 Statutory Allocations: FAAC                      | 9 Sales General                 |
| 2 Value Added Tax Allocation                       | 10 Earnings                     |
| 3 Share of Excess Crude oil Account                | 11 Rent on Government Buildings |
| 4 Personal Income Taxes (MDA's)                    | 12 Repayments-General           |
| 5 Taxes Generated by the Board of Internal Revenue | 13 Investment Income            |
| 6 Licences   | 14 Interest Earned              |
| 7 Fees General                                     | 15 Re-imburement                |
| 8 Fines  |                                 |







**TOTAL EXPENDITURE FOR 2019 AND 2018 (in Billion)**



**KEY**

- 1 Personnel Cost
- 2 Pensions and Gratuity
- 3 Consolidated Revenue Fund Charges
- 4 Overhead Charges to MDAs
- 5 Domestic Grants and Contributions
- 6 Recurrent Grants & Subvention to Parastatals
- 7 Public Debt Charges
- 8 Capital Expenditure: Administration Sector
- 9 Capital Expenditure: Economic Sector
- 10 Capital Expenditure: Law and Justice
- 11 Capital Expenditure: Counterpart Fund
- 12 Capital Expenditure: Social Service Sector

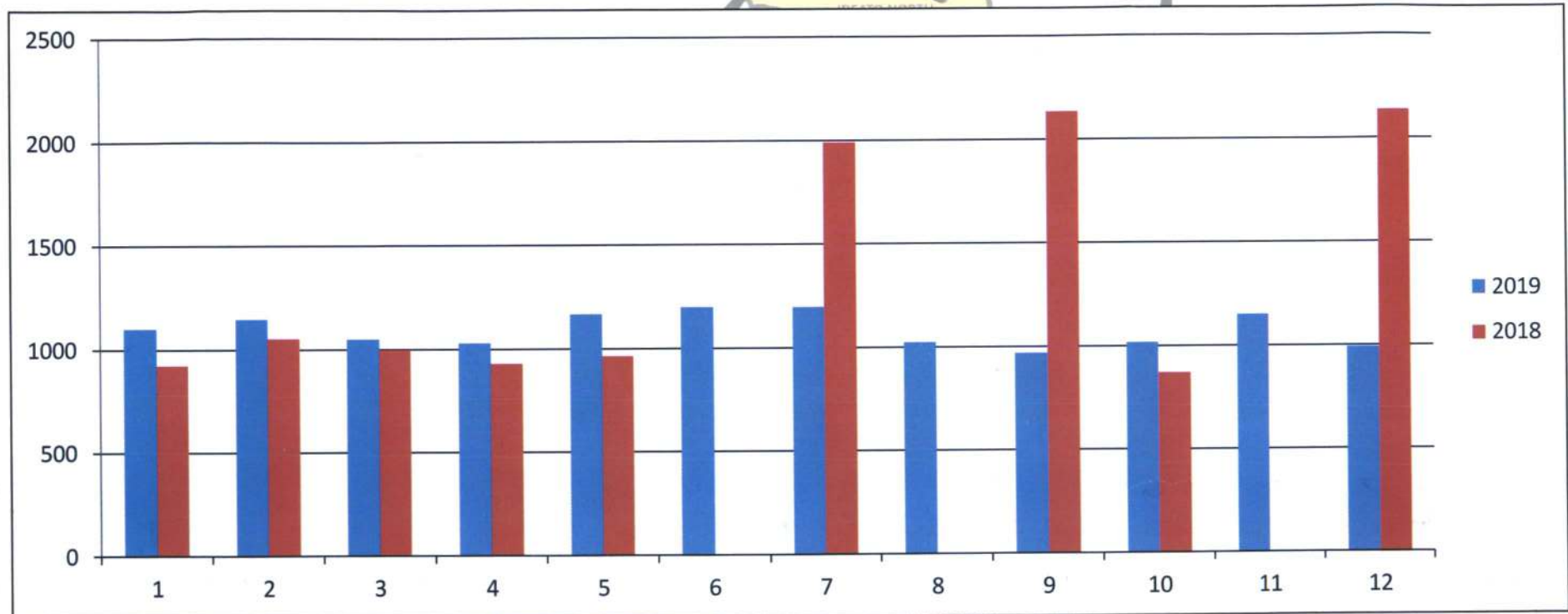




# Imo State Government of Nigeria

Report of the Accountant General and Financial Statements for the year ended 31<sup>st</sup> December, 2019

VALUE ADDED TAX FOR 2019 AND 2018 (in MILLIONS)



KEY

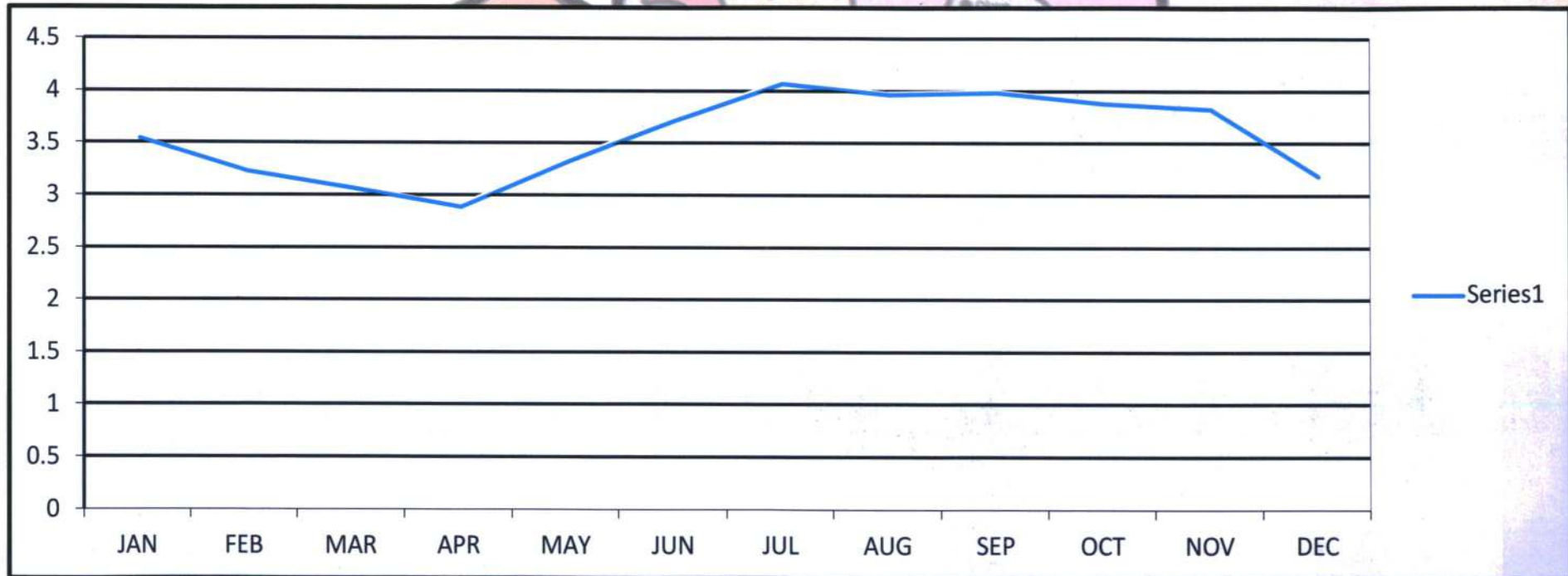
- 1 JANUARY
- 2 FEBRUARY
- 3 MARCH
- 4 APRIL
- 5 MAY
- 6 JUNE

- 7 JULY
- 8 AUGUST
- 9 SEPTEMBER
- 10 OCTOBER
- 11 NOVEMBER
- 12 DECEMBER





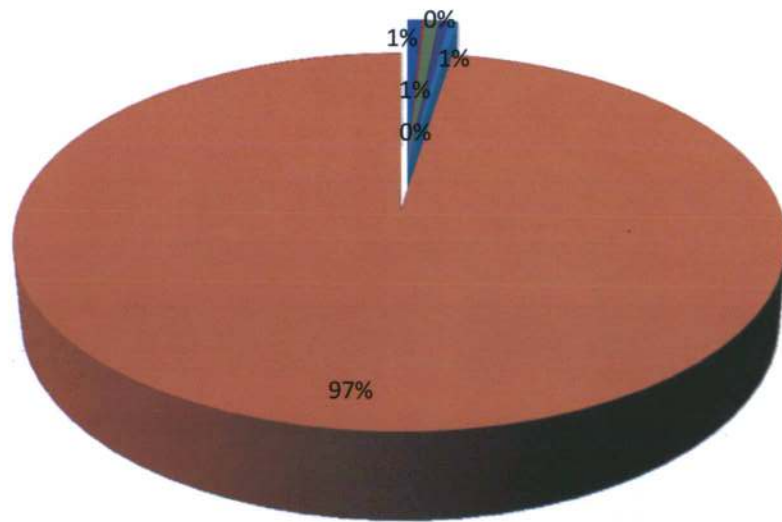
### STATUTORY ALLOCATION FOR 2019 (in BILLIONS)







### OVERHEAD COST FOR THE YEAR 2019

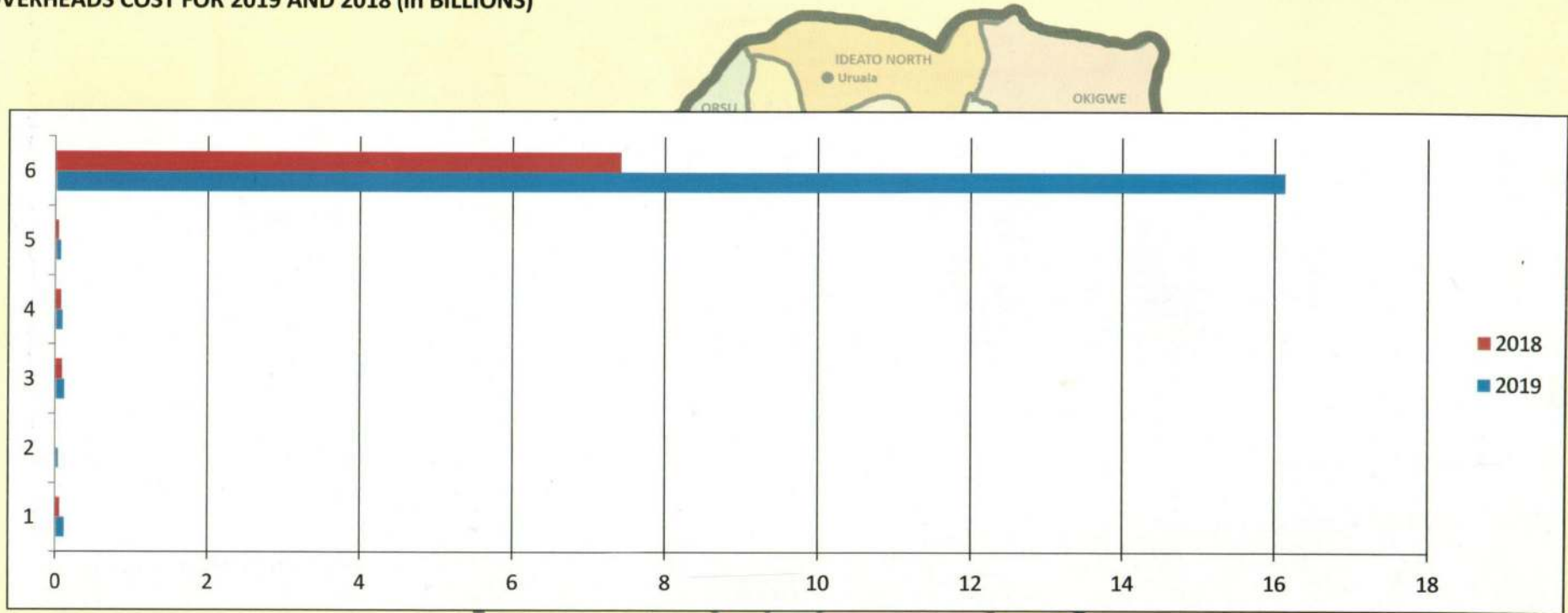


- EDUCATIONAL SERVICES
- TRANSPORT SERVICES
- HEALTH SERVICES
- MINNING AND PETROCHEM SERVICES
- AGRIC SERVICES
- OVERHEADS OF GENERAL NATURE





**OVERHEADS COST FOR 2019 AND 2018 (in BILLIONS)**



**KEY**

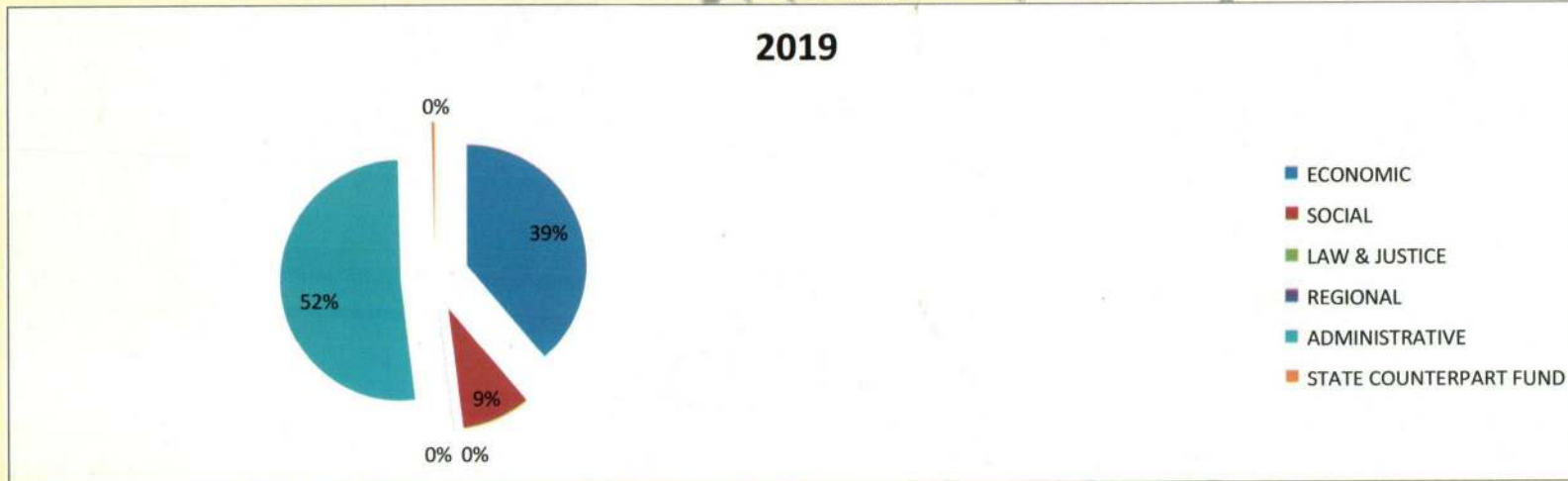
- 1 EDUCATIONAL SERVICES
- 2 TRANSPORT SERVICES
- 3 HEALTH SERVICES
- 4 MINNING AND PETROCHEM SERVICES
- 5 AGRIC SERVICES
- 6 OVERHEADS OF GENERAL NATURE



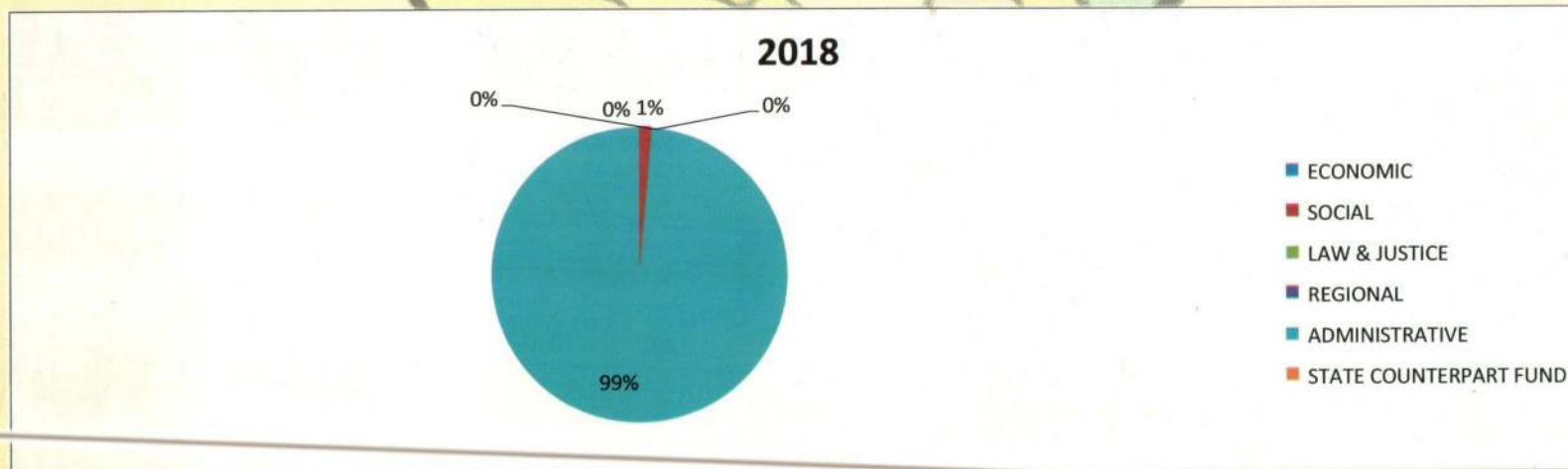
# Imo State Government of Nigeria

Report of the Accountant General and Financial Statements for the year ended 31<sup>st</sup> December, 2019

## PURCHASES/ CONSTRUCTION OF ASSETS FOR 2019



## PURCHASES/ CONSTRUCTION OF ASSETS FOR 2018







## STATEMENT OF ACCOUNTING POLICIES

The following are the significant accounting policies adopted by the Imo State Government of Nigeria in the preparation of her 2019 Financial Statements:

### 1 BASIS OF ACCOUNTING

The Financial Statements have been prepared under the historical cost convention, using IPSAS Cash basis of accounting.

The cash basis of accounting recognises transactions and events only when cash or cash equivalents are received or paid.

### 2 ASSETS AND LIABILITIES

Assets are stated at their net values while Liabilities are recognised in full

### 3 CASH AND CASH EQUIVALENTS

Cash and cash equivalents comprise of current account balances, and placements denominated in Naira and held with commercial banks in Nigeria. Cash equivalents are short term, highly liquid investments which are readily convertible to each and so near its maturity dates as to present insignificant risks of changes in value.

### 4 INVESTMENTS

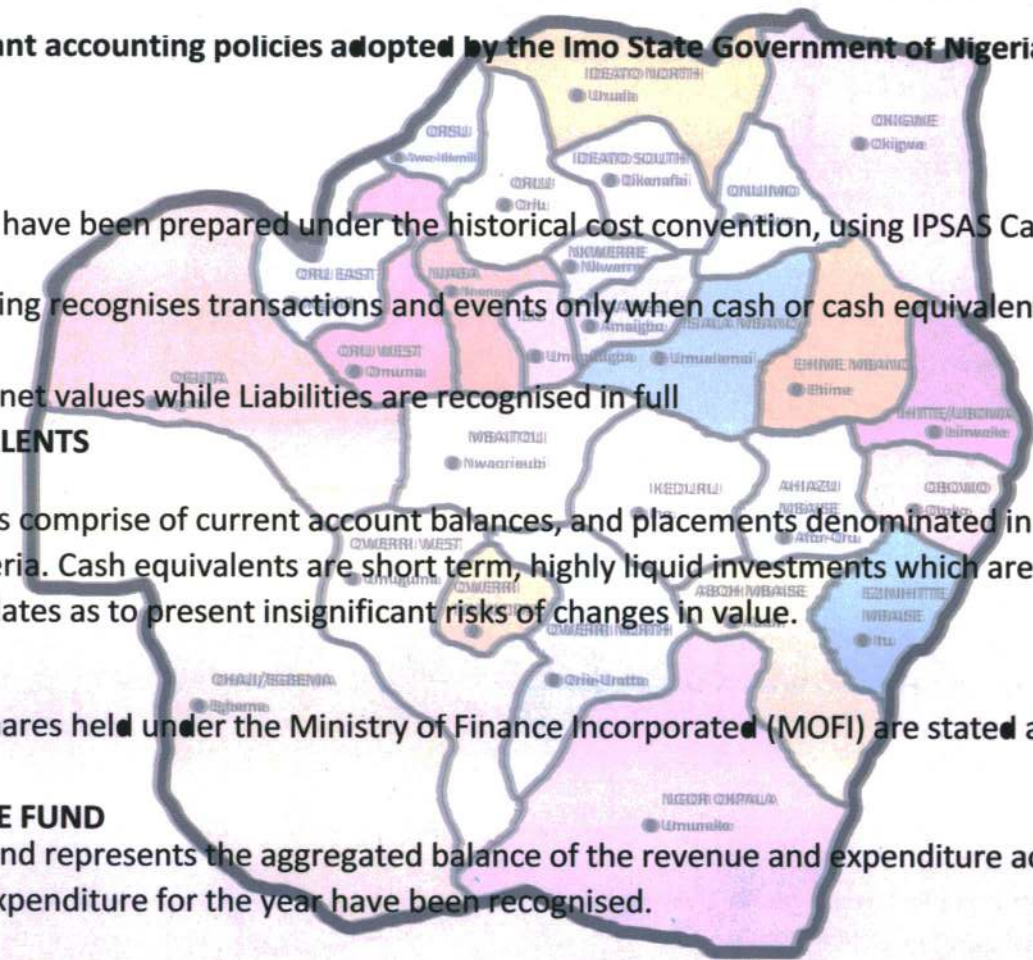
The State Government Shares held under the Ministry of Finance Incorporated (MOFI) are stated at cost as at December, 2019.

### 5 CONSOLIDATED REVENUE FUND

Consolidated Revenue Fund represents the aggregated balance of the revenue and expenditure account after all the recurrent revenue and expenditure for the year have been recognised.

### 6 CAPITAL DEVELOPMENT FUND

Capital Development Fund represents the aggregated balance after the capital receipts and expenditure for the year have been recognised. It also includes annual transfers from the Consolidated Revenue Fund.







### STATEMENT OF ACCOUNTING POLICIES

#### 7 STATUTORY ALLOCATION

Statutory Allocation is made up of revenue collected on a monthly basis which represents the State's Share of the Federation account. The State's share in the Federation account, excess crude receipts and refunds from Paris club are all included in gross statutory allocation in the Financial Statements. Statutory allocations are recognised in the Financial Statements when received.

#### 8 RECURENT REVENUE AND EXPENDITURE

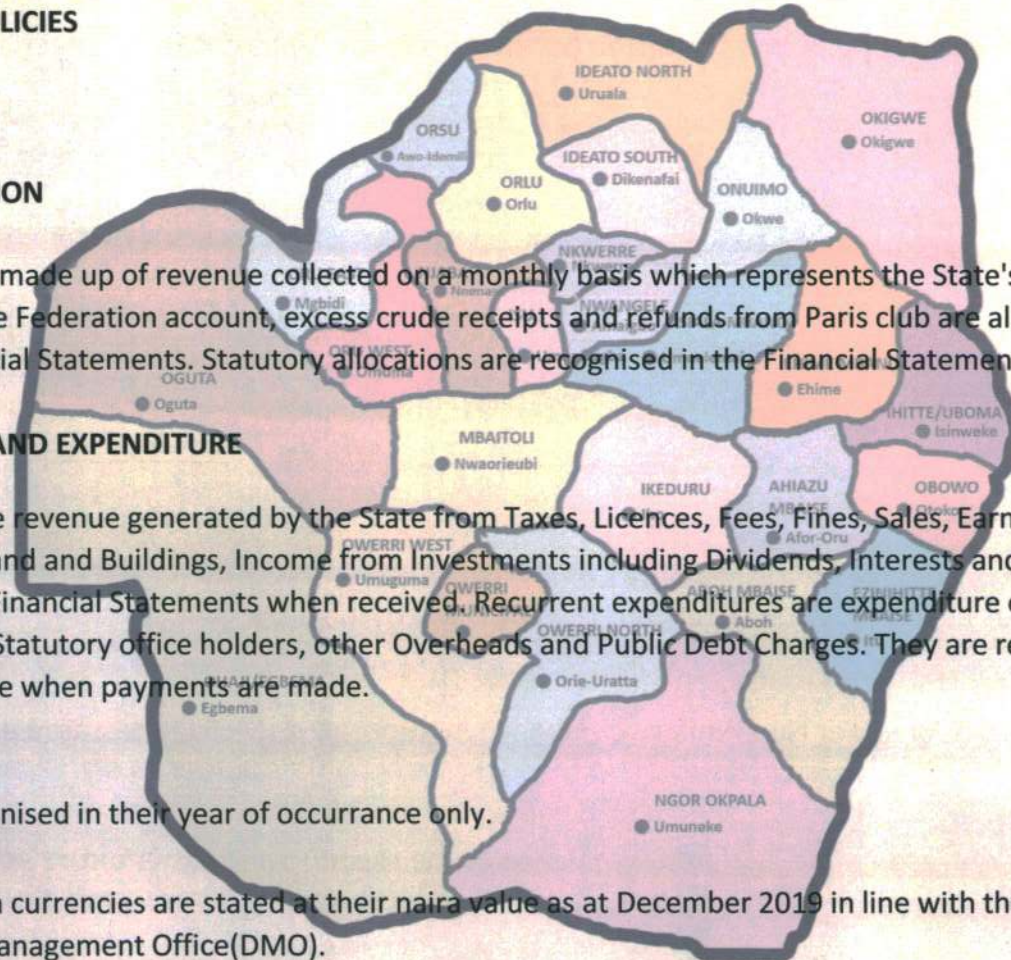
Recurrent Revenue are revenue generated by the State from Taxes, Licences, Fees, Fines, Sales, Earnings, Rent of government properties including Land and Buildings, Income from Investments including Dividends, Interests and Other incidental revenue. They are recognised in the Financial Statements when received. Recurrent expenditures are expenditure on Personnel, Pension and Gratuities, Salaries of Statutory office holders, other Overheads and Public Debt Charges. They are recognised in the Financial Statements of the State when payments are made.

#### 9 CAPITAL COSTS

Capital costs are recognised in their year of occurrence only.

#### 10 FOREIGN CURRENCY

Transactions in foreign currencies are stated at their naira value as at December 2019 in line with the Statement from the Federal Government's Debt Management Office(DMO).







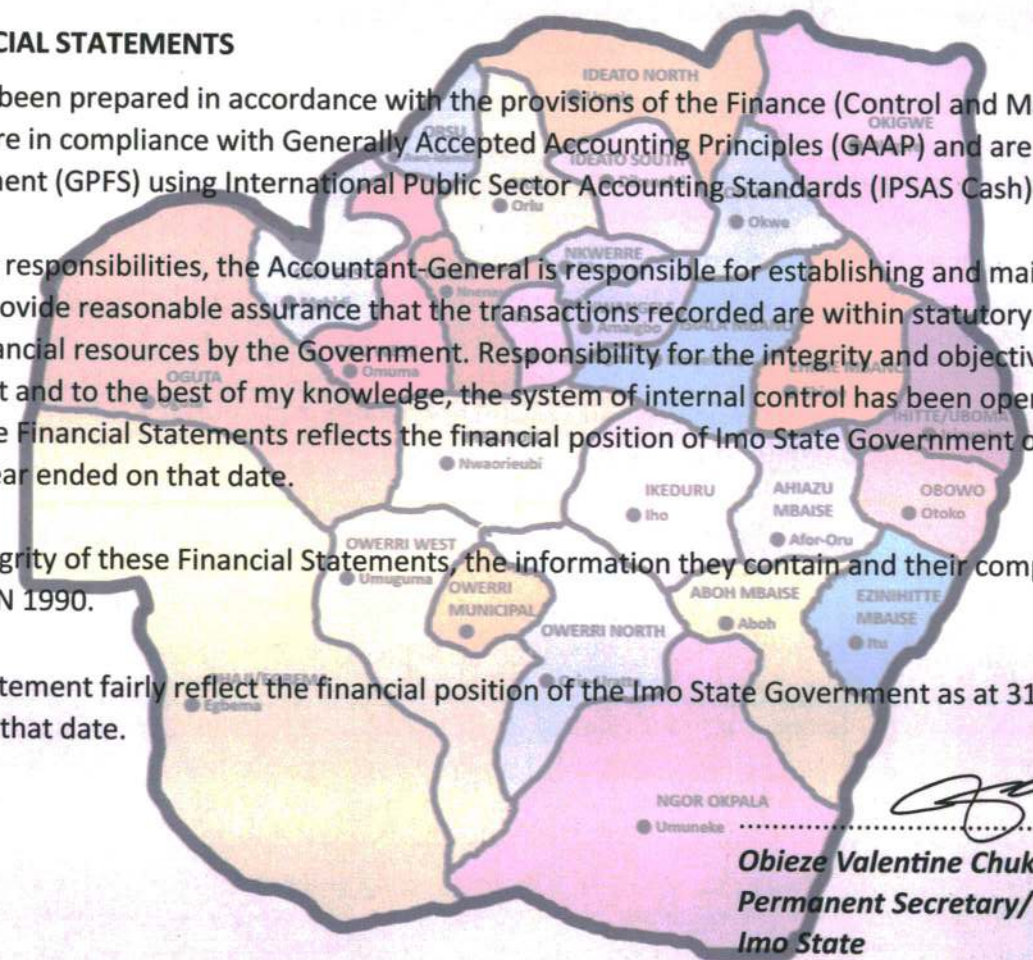
## RESPONSIBILITY FOR THE FINANCIAL STATEMENTS

These Financial Statements have been prepared in accordance with the provisions of the Finance (Control and Management) Act Cap 144LFN 1990. The Financial Statements are in compliance with Generally Accepted Accounting Principles (GAAP) and are presented in new format of General Purpose Financial Statement (GPFS) using International Public Sector Accounting Standards (IPSAS Cash).

To fulfil accounting and reporting responsibilities, the Accountant-General is responsible for establishing and maintaining an adequate system of internal controls designed to provide reasonable assurance that the transactions recorded are within statutory authority as well as properly recording the use of all public financial resources by the Government. Responsibility for the integrity and objectivity of the Financial Statements rest entirely with the Government and to the best of my knowledge, the system of internal control has been operated adequately throughout the reporting period. Therefore, these Financial Statements reflects the financial position of Imo State Government of Nigeria as at 31<sup>st</sup> December 2019 and its operations for the year ended on that date.

I accept responsibility for the integrity of these Financial Statements, the information they contain and their compliance with the Finance (Control and Management) Act Cap 144LFN 1990.

In my opinion, these Financial Statement fairly reflect the financial position of the Imo State Government as at 31<sup>st</sup> December, 2019 and her operations for the year ended on that date.



.....  
**Obieze Valentine Chukwukama (KSM, JP, CNA)**  
**Permanent Secretary/ Accountant General**  
**Imo State**









# Imo State Government of Nigeria

Report of the Accountant General and Financial Statements for the year ended 31<sup>st</sup> December, 2019

## CASH FLOW STATEMENT FOR THE YEAR ENDED 31 DECEMBER 2019

	Notes	2019 =N=	2018 =N=
<b>CASH FLOW FROM OPERATING ACTIVITIES</b>			
<b>Cash Receipt</b>			
Statutory Allocations: FAAC	1	54,319,931,479.72	64,416,521,566.71
Value Added Tax Allocation	2	13,086,137,650.12	11,997,118,438.24
Share of Excess Crude oil Account	3	-	924,157,711.90
Personal Income Taxes (MDA's)	4	1,205,328,851.30	391,168,932.69
Taxes Generated by the Board of Internal Revenue	4	10,837,133,709.75	7,274,130,143.89
Licences	5	183,630,950.80	200,623,522.00
Fees General	6	1,101,838,492.65	79,600,200.00
Fines	7	3,133,405.00	41,284,454.00
Sales General	8	137,998,695.50	255,019,361.99
Earnings	9	671,468,236.73	-
Rent on Government Buildings	10	216,317,372.99	-
Repayments-General	11	-	-
Investment Income	12	29,093,062.55	25,119,867.04
Interest Earned	13	-	-
Re-imbursement	14	-	-
<b>Total Receipts</b>		<b>81,742,011,907.11</b>	<b>87,606,144,098.46</b>
<b>Cash Payments</b>			
Personnel Cost	15	8,856,545,302.03	7,574,307,200.48
Pensions and Gratuity	16	7,596,124,175.99	2,656,305,683.61
Consolidated Revenue Fund Charges	18	1,222,651,781.70	758,317,310.36
Overhead Charges to MDAs	17	16,384,085,006.07	7,666,482,947.58
Domestic Grants and Contributions		-	-
Recurrent Grants & Subvention to Parastatals	20	14,290,585,076.34	14,288,729,649.50
Public Debt Charges	19	9,205,024,649.13	8,652,266,969.88
Foreign Grants		-	-
Prior Year Adjustments		-	-
<b>Total Payments</b>		<b>57,555,015,991.26</b>	<b>41,596,409,761.41</b>





# Imo State Government of Nigeria

Report of the Accountant General and Financial Statements for the year ended 31<sup>st</sup> December, 2019

## CASH FLOW STATEMENT FOR THE YEAR ENDED 31 DECEMBER 2019 CONT'D

<b>[i] Net Cash Flow from Operating Activities</b>		<b>24,186,995,915.85</b>	<b>44,009,734,337.05</b>
<b>CASH FLOW FROM INVESTING ACTIVITIES</b>			
Capital Expenditure: Administration Sector	21 DEATO NORTH	14,880,986,313.00	54,852,536,000.00
Capital Expenditure: Economic Sector	21	11,048,674,104.31	-
Capital Expenditure: Law and Justice	21 DEATO SOUTH	-	-
Capital Expenditure: Counterpart Fund	21	100,000,000.00	-
Capital Expenditure: Social Service Sector	21	2,639,357,008.71	762,550,000.00
Capital Expenditure: Funded from Aid and Grants	22	-	-
Other Capital Payments: Financial Instruments	23	-	-
<b>[ii] Net Cash Flow from Investing Activities</b>		<b>28,669,017,426.02</b>	<b>55,615,086,000.00</b>
<b>CASH FLOW FROM FINANCING ACTIVITIES</b>			
<b>Inflow</b>			
Proceeds and Aid and Grants	22	-	-
Proceeds from External Loan	24	2,138,500,000.00	-
Funds received from JAAC	26	-	22,361,387,297.32
Other Capital Receipts		-	-
<b>Total Inflow</b>		<b>2,138,500,000.00</b>	<b>22,361,387,297.32</b>
<b>Outflow</b>			
Repayment of External Loans	25	468,883,188.02	449,133,136.90
Repayment of Internal Loan & Bonds	26	1,529,366,490.63	1,341,012,423.56
Repayment of CBN Support funds	26	589,618,618.59	-
Deduction from Source: FAAC	27	-	13,605,112.01
<b>Total Outflow</b>		<b>2,587,868,297.24</b>	<b>1,803,750,672.47</b>
<b>[iii] Net Cash Flow from Financing Activities</b>		<b>- 449,368,297.24</b>	<b>20,557,636,624.85</b>
<b>Movement in Other Cash Equivalent Accounts</b>			
Increase/Decrease in Deposits			
Net Cash		- 4,931,389,807.40	8,952,284,961.90
Cash & its Equivalent Opening Balance		11,743,313,654.99	2,791,028,693.09
Cash & its Equivalent Closing Balance		6,811,923,847.59	11,743,313,654.99

The Accompanying Notes form part of the Financial Statements





# Imo State Government of Nigeria

Report of the Accountant General and Financial Statements for the year ended 31<sup>st</sup> December, 2019

## STATEMENT OF ASSETS AND LIABILITIES AS AT 31 DECEMBER 2019

	Notes	2019 =N=	2018 =N=
<b>ASSETS</b>			
<b>Liquid Assets</b>			
Consolidated Revenue Fund Bank Balance	28	4,108,942,885.68	8,807,485,241.24
Cash in Ministries, Departments & Agencies	28	2,702,980,961.89	2,935,828,413.75
<b>Sub-Total Liquid Assets</b>		<b>6,811,923,847.57</b>	<b>11,743,313,654.99</b>
<b>Investments and Other Non-Cash Assets</b>			
State Government Investments	23	70,110,274,418.90	70,110,274,418.90
Imprest (MDA Remittances)		-	-
<b>Sub-Total Investments and Other Cash Assets</b>		<b>70,110,274,418.90</b>	<b>70,110,274,418.90</b>
<b>Intangible Assets</b>			
Liabilities over Assets		37,352,168,414.38	40,273,164,868.73
<b>Sub-Total Intangible Assets</b>		<b>37,352,168,414.38</b>	<b>40,273,164,868.73</b>
<b>TOTAL ASSETS</b>		<b>114,274,366,680.85</b>	<b>122,126,752,942.62</b>
<b>LIABILITIES</b>			
<b>Public Fund</b>			
Consolidated Revenue Fund		3,401,240,223.41	6,802,112,604.74
Capital Development Fund		3,410,683,624.23	4,941,201,050.25
<b>Sub-Total Fund Balances</b>		<b>6,811,923,847.64</b>	<b>11,743,313,654.99</b>
<b>External And Internal Loans</b>			
External Loans	24	19,157,947,410.45	17,488,330,598.48
Internal Loans & Bonds	26	68,696,074,357.67	70,451,138,145.11
CBN Support Funds	26	19,525,837,818.36	-
JAAC Fund	26	-	22,361,387,297.32
<b>Sub-Total External And Internal Loans</b>		<b>107,379,859,586.48</b>	<b>110,300,856,040.91</b>
<b>Others Liabilities</b>			
PFMU Development Funds	22	82,583,246.73	82,583,246.73
<b>Sub-Total Other Liabilities</b>		<b>82,583,246.73</b>	<b>82,583,246.73</b>
<b>TOTAL LIABILITIES</b>		<b>114,274,366,680.85</b>	<b>122,126,752,942.63</b>

The Accompanying Notes form part of the Financial Statements





# Imo State Government of Nigeria

Report of the Accountant General and Financial Statements for the year ended 31<sup>st</sup> December, 2019

## STATEMENT OF CONSOLIDATED REVENUE FUND FOR THE YEAR ENDED 31 DECEMBER 2019

Actual 2018 =N=		Notes	Actual 2019 =N=	Budget Full Year 2019 =N=	Variance 2019 =N=
2,596,128,940.16	Opening Balance		6,802,112,604.74	6,802,112,604.74	-
	Add:				
	<b>Statutory Allocation</b>				
64,416,521,566.71	Share of FAAC: Statutory & Special Allocations	1	54,319,931,479.72	57,113,395,185.00	- 2,793,463,705.28
11,997,818,438.24	Value Added Tax Allocation	2	13,036,137,650.12	12,000,000,000.00	1,036,137,650.12
924,757,711.90	Share of Excess Crude oil Account		-	3,000,000,000.00	- 3,000,000,000.00
<b>77,339,097,716.85</b>	<b>Total Statutory Allocation</b>		<b>67,356,069,129.84</b>	<b>72,113,395,185.00</b>	<b>- 4,757,326,055.16</b>
	<b>Independent Revenue</b>				
391,068,932.69	Personal Income Taxes (MDA's)	4	1,205,328,851.35	1,670,844,430.00	- 465,515,578.65
7,274,130,143.89	Taxes Generated by the Board of Internal Revenue	4	10,837,133,709.75	19,009,500,000.00	- 8,172,366,290.25
200,623,522.00	Licences	5	183,630,950.80	225,400,000.00	- 41,769,049.20
79,600,200.00	Fees General	6	1,101,838,492.62	927,536,500.00	174,301,992.62
41,284,454.00	Fines	7	3,133,405.00	927,536,500.00	- 924,403,095.00
255,019,261.99	Sales General	8	137,998,695.50	767,152,360.00	- 629,153,664.50
-	Earnings	9	671,468,236.73	767,152,360.00	- 95,684,123.27
-	Rent on Government Buildings	10	216,317,372.99	1,276,581,512.00	- 1,060,214,139.01
-	Repayments-General	11	-	-	-
25,319,867.04	Dividend Received	12	29,093,062.55	5,000,000.00	24,093,062.55
-	Interest Earned	13	-	-	-
-	Re-imbursment	14	-	-	-
<b>8,267,046,381.61</b>	<b>Total Independent Revenue</b>		<b>14,385,942,777.29</b>	<b>25,576,653,662.00</b>	<b>- 11,190,710,884.71</b>
<b>85,606,144,098.46</b>	<b>Total Revenue</b>		<b>81,742,011,907.13</b>	<b>97,690,048,847.00</b>	<b>- 15,948,036,939.87</b>
<b>88,202,273,038.62</b>	<b>TOTAL AVAILABLE FUNDS CARRIED FORWARD</b>		<b>88,544,124,511.87</b>	<b>104,492,161,451.74</b>	<b>- 15,948,036,939.87</b>
	Less:				
	<b>EXPENDITURE</b>				
	<b>Operating Expenses</b>				
7,574,307,200.48	Personnel Cost	15	8,856,545,302.00	15,304,901,625.65	6,448,356,323.65
2,656,305,683.61	Pensions and Gratuity	16	7,596,124,175.99	14,846,000,000.00	7,249,875,824.01
7,666,482,947.58	Overhead Charges	17	16,384,085,006.07	17,112,658,110.00	728,573,103.93
758,317,310.36	Consolidated Revenue Fund Charges	18	1,222,651,781.70	1,457,247,101.25	234,595,319.55
8,652,266,969.88	Public Debt Charges	19	9,205,024,649.13	-	- 9,205,024,649.13
14,288,729,649.50	Grants, Contributions and Subvention to Parastatals	20	14,290,585,076.34	13,449,316,397.00	- 841,268,679.34
<b>41,596,409,761.41</b>	<b>Total Operating Expenses</b>		<b>57,555,015,991.23</b>	<b>62,170,123,233.90</b>	<b>4,615,107,242.68</b>





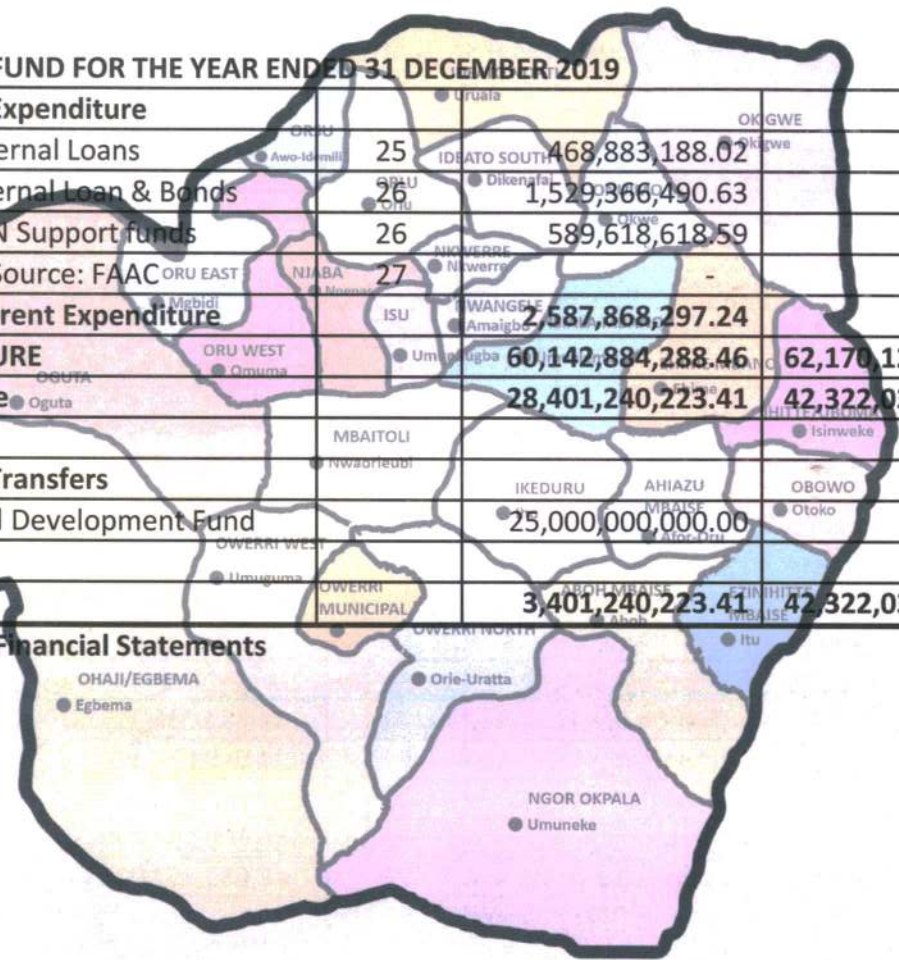
## Imo State Government of Nigeria

Report of the Accountant General and Financial Statements for the year ended 31<sup>st</sup> December, 2019

### STATEMENT OF CONSOLIDATED REVENUE FUND FOR THE YEAR ENDED 31 DECEMBER 2019

	<b>Other Recurrent Expenditure</b>				
449,133,136.90	Repayment of External Loans	25	468,883,188.02	-	468,883,188.02
1,341,012,423.56	Repayment of Internal Loan & Bonds	26	1,529,366,490.63	-	1,529,366,490.63
	Repayment of CBN Support funds	26	589,618,618.59	-	589,618,618.59
13,605,112.01	Deductions from Source: FAAC	27	-	-	-
<b>1,803,750,672.47</b>	<b>Total Other Recurrent Expenditure</b>		<b>2,587,868,297.24</b>	-	<b>2,587,868,297.24</b>
<b>43,400,160,433.88</b>	<b>TOTAL EXPENDITURE</b>		<b>60,142,884,288.46</b>	<b>62,170,123,233.90</b>	<b>2,027,238,945.44</b>
<b>44,802,112,604.74</b>	<b>Operating Balance</b>		<b>28,401,240,223.41</b>	<b>42,322,038,217.84</b>	<b>13,920,797,994.43</b>
	<b>Less:</b>				
	<b>Appropriations/ Transfers</b>				
38,000,000,000.00	Transfer to Capital Development Fund		25,000,000,000.00	-	-
<b>6,802,112,604.74</b>	<b>Closing Balance</b>		<b>3,401,240,223.41</b>	<b>42,322,038,217.84</b>	

The Accompanying Notes form part of the Financial Statements







# Imo State Government of Nigeria

Report of the Accountant General and Financial Statements for the year ended 31<sup>st</sup> December, 2019

## STATEMENT OF CAPITAL DEVELOPMENT FUND FOR THE YEAR ENDED 31 DECEMBER 2019

Actual 2018 =N=		Notes	Actual 2019 =N=	Budget Full Year 2019 =N=	Variance 2019 =N=
194,899,752.93	Opening Balance		4,941,201,050.25	4,941,201,050.25	-
	Add:				
38,000,000,000.00	Transfer from Consolidated Revenue Fund		25,000,000,000.00	-	25,000,000,000.00
-	Proceeds from Aid and Grants: PFMU Receipts	22	-	1,688,800,000.00	- 1,688,800,000.00
-	Proceeds from External Loan/ Development Partner	24	2,138,500,000.00	-	2,138,500,000.00
22,361,387,297.32	Funds received from JAAC	26	-	-	-
-	Proceeds from Development Partners	29	-	127,439,222,965.00	- 127,439,222,965.00
-	Proceeds from Loans - Dev. of Nat. Resources				
-	Proceeds of Loans from Other Funds	29	-	50,000,000.00	- 50,000,000.00
-	Other Capital Receipts				
60,361,387,297.32	<b>Total Receipts</b>		27,138,500,000.00	129,178,022,965.00	- 102,039,522,965.00
60,556,287,050.25	<b>Total Available Fund</b>		32,079,701,050.25	134,119,224,015.25	- 102,039,522,965.00
	Less:				
54,852,536,000.00	Capital Expenditure: Administration Sector	21	14,880,986,313.00	72,317,999,396.25	57,437,013,083.25
-	Capital Expenditure: Economic Sector	21	11,048,674,104.31	82,439,555,839.00	71,390,881,734.69
-	Capital Expenditure: Law and Justice	21	-	-	-
-	Capital Expenditure: Counterpart fund	21	100,000,000.00	-	- 100,000,000.00
762,550,000.00	Capital Expenditure: Social Service Sector	21	2,639,357,008.71	50,399,991,403.00	47,760,634,394.29
-	Capital Expenditure: Funded from Aid and Grants	22	-	-	-
-	Other Capital Payments: Financial Instruments	23	-	-	-
55,615,086,000.00	<b>Total Capital Expenditure</b>		28,669,017,426.02	205,157,546,638.25	176,488,529,212.23
	Transfer to Consolidated Revenue Fund				
4,941,201,050.25	<b>Closing Balance</b>		3,410,683,624.23	134,119,224,015.25	130,708,540,391.02

The Accompanying Notes form part of the Financial Statements



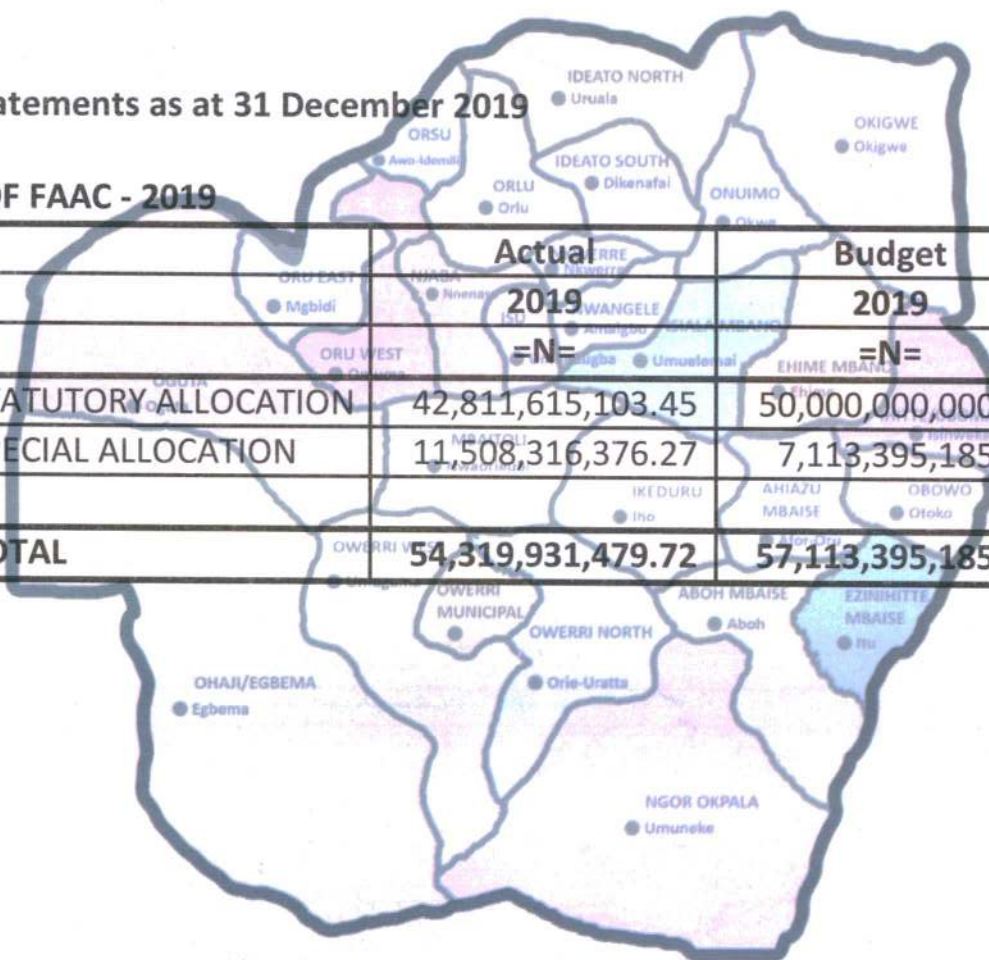


Notes to the financial statements as at 31 December 2019

Note 1a

GOVERNMENT SHARE OF FAAC - 2019

Actual 2018 =N=		Actual 2019 =N=	Budget 2019 =N=	Variance 2019 =N=
44,209,947,806.32	STATUTORY ALLOCATION	42,811,615,103.45	50,000,000,000.00	- 7,188,384,896.55
20,206,573,760.39	SPECIAL ALLOCATION	11,508,316,376.27	7,113,395,185.00	4,394,921,191.27
<b>64,416,521,566.71</b>	<b>TOTAL</b>	<b>54,319,931,479.72</b>	<b>57,113,395,185.00</b>	<b>- 2,793,463,705.28</b>







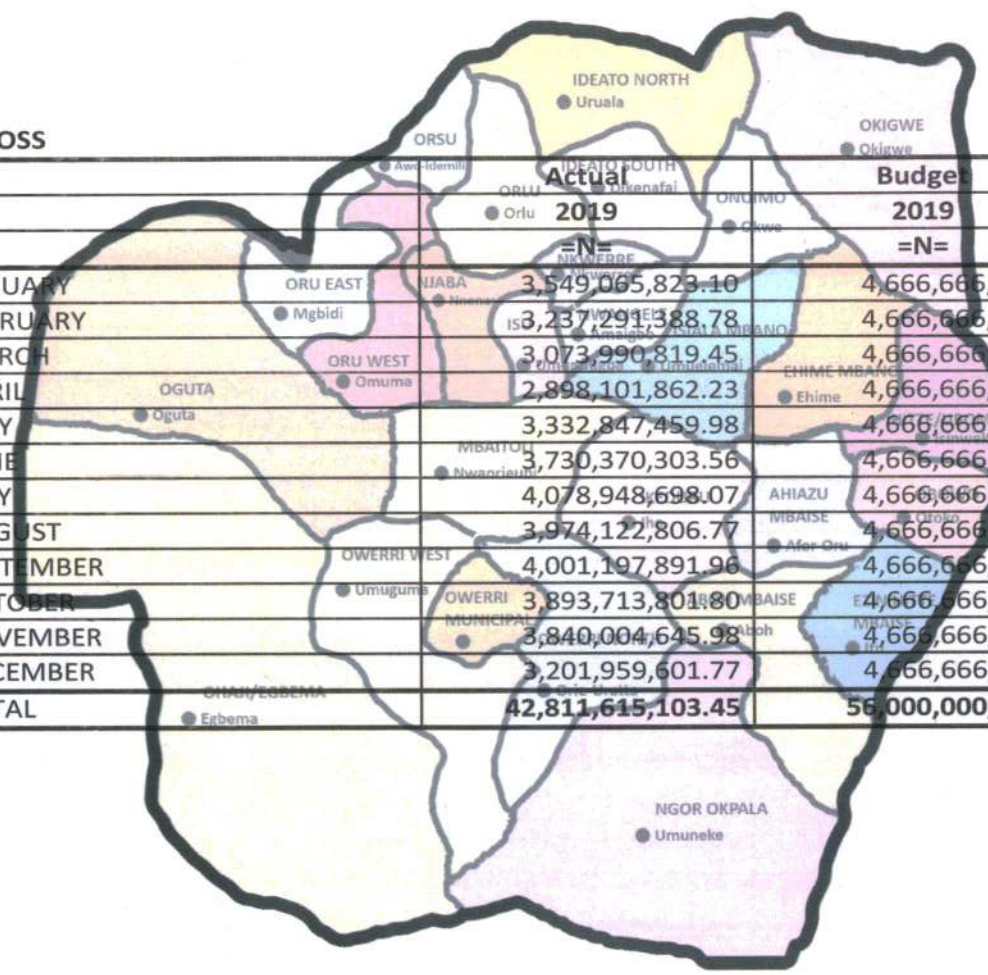
# Imo State Government of Nigeria

Report of the Accountant General and Financial Statements for the year ended 31<sup>st</sup> December, 2019

## Note 1b

### STATUTORY ALLOCATION GROSS

Actual 2018 =N=		Actual 2019 =N=	Budget 2019 =N=	Variance 2019 =N=
3,497,866,328.94	JANUARY	3,549,065,823.10	4,666,666,666.67	- 1,117,600,843.57
3,467,900,285.59	FEBRUARY	3,237,291,388.78	4,666,666,666.67	- 1,429,375,277.89
3,582,155,873.35	MARCH	3,073,990,819.45	4,666,666,666.67	- 1,592,675,847.22
3,092,772,544.53	APRIL	2,898,101,862.23	4,666,666,666.67	- 1,768,564,804.44
3,842,663,336.01	MAY	3,332,847,459.98	4,666,666,666.67	- 1,333,819,206.69
-	JUNE	3,730,370,303.56	4,666,666,666.67	- 936,296,363.11
7,627,270,129.26	JULY	4,078,948,698.07	4,666,666,666.67	- 587,717,968.60
-	AUGUST	3,974,122,806.77	4,666,666,666.67	- 692,543,859.90
7,575,252,863.44	SEPTEMBER	4,001,197,891.96	4,666,666,666.67	- 665,468,774.71
3,662,401,094.10	OCTOBER	3,893,713,801.80	4,666,666,666.67	- 772,952,864.87
-	NOVEMBER	3,840,004,645.98	4,666,666,666.67	- 826,662,020.69
7,861,665,351.10	DECEMBER	3,201,959,601.77	4,666,666,666.67	- 1,464,707,064.90
<b>44,209,947,806.32</b>	<b>TOTAL</b>	<b>42,811,615,103.45</b>	<b>56,000,000,000.00</b>	<b>- 13,188,384,896.55</b>







# Imo State Government of Nigeria

Report of the Accountant General and Financial Statements for the year ended 31<sup>st</sup> December, 2019

## Notes to the financial statements as at 31 December 2019

Note 1c

### SPECIAL ALLOCATIONS

2018	2019									
	MONTH	13% Mineral Derivation	Exchange Rate Gain	Add. Funds from NNPC	Excess Bank charge Recovery	Forex Equil. Acct.	Goods and value consideration	Solid minerals	TOTAL	
=N=		=N=	=N=	=N=	=N=	=N=	=N=	=N=	=N=	
589,733,803.63	JANUARY	757,101,736.36	8,171,544.11	-	-	-	-	-	765,273,280.47	
624,892,080.98	FEBRUARY	693,149,396.63	5,521,591.87	-	59,508,937.17	416,516,427.01	-	-	1,174,696,352.68	
603,501,193.99	MARCH	739,688,672.95	7,305,520.23	-	29,426,429.95	380,026,687.61	-	-	1,156,447,310.74	
788,499,324.91	APRIL	650,030,814.57	5,514,709.76	85,542,223.38	-	111,935,797.72	470,482,228.58	-	1,323,505,774.01	
382,675,039.83	MAY	762,209,529.69	6,760,810.94	-	-	-	-	-	768,970,340.63	
-	JUNE	733,525,766.73	9,738,020.34	-	-	-	-	-	743,363,787.07	
1,180,413,624.07	JULY	594,541,474.77	6,241,548.21	-	-	-	-	-	600,783,022.98	
-	AUGUST	749,007,024.41	8,421,235.01	-	-	-	-	-	757,428,259.42	
14,032,257,194.74	SEPTEMBER	737,198,697.06	8,253,923.15	-	12,856,744.47	-	-	-	758,309,364.68	
509,627,585.48	OCTOBER	1,034,989,512.10	8,640,532.75	-	-	-	-	-	1,043,630,044.85	
-	NOVEMBER	967,496,444.07	9,795,273.11	-	-	-	-	56,814,589.47	1,034,106,306.65	
1,494,973,912.78	DECEMBER	888,042,634.82	7,066,922.56	-	-	486,692,974.71	-	-	1,381,802,532.09	
<b>20,206,573,760.41</b>	<b>TOTAL</b>	<b>9,307,081,704.16</b>	<b>91,431,632.04</b>	<b>85,542,223.38</b>	<b>101,792,111.59</b>	<b>1,395,171,887.05</b>	<b>470,482,228.58</b>	<b>56,814,589.47</b>	<b>11,508,316,376.27</b>	





# Imo State Government of Nigeria

Report of the Accountant General and Financial Statements for the year ended 31<sup>st</sup> December, 2019

## Note 1d

### FAAC SPECIAL ALLOCATION: DETAILS

Actual 2018 =N=	PARTICULARS	Actual 2019 =N=	Budget 2019 =N=	Variance 2019 =N=
5,999,624,551.60	13% Mineral Derivation	9,307,081,704.16	6,000,000,000.00	3,307,081,704.16
-	Rural Electrification refund	-	-	-
-	Ecological fund/Refund	-	-	-
92,864,881.65	Add. Funds from NNPC	85,542,223.38	-	85,542,223.38
1,305,424,640.57	Exchange Rate Gain	91,431,632.04	1,000,000,000.00	- 908,568,367.96
-	Forex Equil. Acct.	1,395,171,887.05	-	1,395,171,887.05
107,950,780.45	Excess Bank charge Recovery	101,792,111.59	113,395,185.00	- 11,603,073.41
12,700,708,906.12	Paris Club refund	-	-	-
-	Goods and value consideration	470,482,228.58	-	470,482,228.58
-	Solid Minerals	56,814,589.47	-	56,814,589.47
<b>20,206,573,760.39</b>	<b>TOTAL</b>	<b>11,508,316,376.27</b>	<b>7,113,395,185.00</b>	<b>4,394,921,191.27</b>





# Imo State Government of Nigeria

Report of the Accountant General and Financial Statements for the year ended 31<sup>st</sup> December, 2019

## Note 2a

### SUMMARY OF VALUE ADDED TAX ALLOCATION - 2019

Actual 2018 =N=		Actual 2019 =N=	Budget 2019 =N=	Variance 2019 =N=
11,997,818,438.24	Share of VAT	13,036,137,650.12	12,000,000,000.00	1,036,137,650.12
<b>11,997,818,438.24</b>	<b>TOTAL</b>	<b>13,036,137,650.12</b>	<b>12,000,000,000.00</b>	<b>1,036,137,650.12</b>

## Note 2b

### DETAILS OF VALUE ADDED TAX ALLOCATION

Actual 2018 =N=	MONTH	Actual 2019 =N=	Budget 2019 =N=	Variance 2019 =N=
922,714,121.77	JANUARY	1,101,228,933.87	1,000,000,000.00	101,228,933.87
1,050,891,082.69	FEBRUARY	1,146,672,169.16	1,000,000,000.00	146,672,169.16
997,252,272.73	MARCH	1,047,922,638.42	1,000,000,000.00	47,922,638.42
927,412,650.03	APRIL	1,028,875,172.68	1,000,000,000.00	28,875,172.68
963,902,534.42	MAY	1,166,689,753.95	1,000,000,000.00	166,689,753.95
-	JUNE	1,198,288,263.42	1,000,000,000.00	198,288,263.42
1,990,880,868.63	JULY	1,195,630,125.95	1,000,000,000.00	195,630,125.95
-	AUGUST	1,022,911,733.57	1,000,000,000.00	22,911,733.57
2,135,381,206.17	SEPTEMBER	969,446,040.81	1,000,000,000.00	- 30,553,959.19
871,317,517.06	OCTOBER	1,018,152,149.33	1,000,000,000.00	18,152,149.33
-	NOVEMBER	1,150,097,187.18	1,000,000,000.00	150,097,187.18
2,138,066,184.74	DECEMBER	990,223,481.78	1,000,000,000.00	- 9,776,518.22
<b>11,997,818,438.24</b>	<b>TOTAL</b>	<b>13,036,137,650.12</b>	<b>12,000,000,000.00</b>	<b>1,036,137,650.12</b>





# Imo State Government of Nigeria

Report of the Accountant General and Financial Statements for the year ended 31<sup>st</sup> December, 2019

## Note 3

### SCHEDULE OF SHARE OF EXCESS CRUDE OIL ACCOUNT FOR 2019

Actual 2018 =N=		Actual 2019 =N=	Budget 2019 =N=	Variance 2019 =N=
924,757,711.90	Share of Excess Crude Account		3,000,000,000.00	3,000,000,000.00
924,757,711.90	<b>TOTAL</b>		<b>3,000,000,000.00</b>	<b>3,000,000,000.00</b>

## Note 3b

### DETAILS OF EXCESS CRUDE OIL ACCOUNT

Actual 2018 =N=	MONTHS	Actual 2019 =N=	Budget 2019 =N=	Variance 2019 =N=
-	JANUARY	-	250,000,000.00	- 250,000,000.00
-	FEBRUARY	-	250,000,000.00	- 250,000,000.00
-	MARCH	-	250,000,000.00	- 250,000,000.00
-	APRIL	-	250,000,000.00	- 250,000,000.00
-	MAY	-	250,000,000.00	- 250,000,000.00
-	JUNE	-	250,000,000.00	- 250,000,000.00
-	JULY	-	250,000,000.00	- 250,000,000.00
-	AUGUST	-	250,000,000.00	- 250,000,000.00
-	SEPTEMBER	-	250,000,000.00	- 250,000,000.00
377,555,294.10	OCTOBER	-	250,000,000.00	- 250,000,000.00
-	NOVEMBER	-	250,000,000.00	- 250,000,000.00
547,202,417.80	DECEMBER	-	250,000,000.00	- 250,000,000.00
924,757,711.90	<b>TOTAL</b>	-	<b>3,000,000,000.00</b>	<b>- 3,000,000,000.00</b>





# Imo State Government of Nigeria

Report of the Accountant General and Financial Statements for the year ended 31<sup>st</sup> December, 2019

## Note 4a

### SCHEDULE OF PERSONAL INCOME TAXES FOR 2019

Actual 2018 =N=	Description	Actual MDA's 2019 =N=	Actual Others 2019 =N=	Actual Total 2019 =N=	Budget 2019 =N=	Variance 2019 =N=
	<b>TAXES</b>					
4,712,789.77	MINISTRY OF ENVIROMENT AND NATURAL RESORCES	14,699,596.70	17,700.00	14,717,296.70	-	14,699,596.70
3,812,098.45	MINISTRY OF NON-FORMAL SECTOR & MARKET DEV.	11,890,262.99	8,689,507.32	20,579,770.31	1,928,125.00	9,962,137.99
6,622,342.53	MINISTRY OF LANDS, SURVEY, HOUSING & URBAN DEV.	20,655,656.01	7,059,126.14	27,714,782.15	-	20,655,656.01
3,653,364.50	MINISTRY OF PUBLIC UTILITIES	11,395,158.15	-	11,395,158.15	-	11,395,158.15
4,297,161.66	MINISTRY OF WORKS	13,403,216.86	11,000.00	13,414,216.86	270,000,000.00	- 256,596,783.14
872,210.40	MINISTRY OF HOUSING	2,720,499.26	-	2,720,499.26	-	2,720,499.26
11,131,722.91	MINISTRY OF AGRIC. AND FOOD SECURITY	34,720,801.33	1,500.00	34,722,301.33	74,060,000.00	- 39,339,198.67
3,004,520.05	MINISTRY OF INFORMATION ORIENTATION AGENCY	9,371,356.48	-	9,371,356.48	-	9,371,356.48
569,640.43	MINISTRY OF TOURISM	1,776,757.50	-	1,776,757.50	3,000,000.00	- 1,223,242.50
443,538.87	MINISTRY OF TRANSPORT	3,337,640.41	-	3,337,640.41	3,697,500.00	- 359,859.59
3,378,748.00	MINISTRY OF TRADE AND INVESTMENT	10,538,605.65	-	10,538,605.65	-	10,538,605.65
<b>42,498,137.57</b>	<b>TOTAL ECONOMIC SECTOR</b>	<b>134,509,551.33</b>	<b>15,778,833.46</b>	<b>150,288,384.79</b>	<b>352,685,625.00</b>	<b>- 218,176,073.67</b>
	<b>SOCIAL SERVICE SECTOR</b>					
5,202,158.68	MINISTRY OF BASIC AND SECONDARY EDUCATION	15,839,426.48	-	15,839,426.48	1,151,563.00	14,687,863.48
2,409,625.19	MINISTRY OF TALENT AND YOUTHS DEVELOPMENT	7,336,777.55	-	7,336,777.55	100,000.00	7,236,777.55
23,052,196.04	MINISTRY OF HEALTH	70,188,855.64	-	70,188,855.64	8,000,000.00	62,188,855.64
2,951,280.77	MINISTRY OF GENDER/SOCIAL DEVELOPMENT	8,985,999.41	-	8,985,999.41	1,884,375.00	7,101,624.41
775,580.80	MINISTRY OF TERTIARY EDUCATION	4,315,677.08	-	4,315,677.08	-	4,315,677.08
598,317.59	MINISTRY OF SCIENCE,TECH & VOCATIONAL EDU.	1,821,745.17	-	1,821,745.17	-	1,821,745.17
732,386.46	MINISTRY OF SPORTS	2,229,955.33	-	2,229,955.33	1,828,906.00	401,049.33
1,037,700.00	MINISTRY OF PUBLIC SAFETY	3,159,567.76	-	3,159,567.76	600,000.00	2,559,567.76
383,603.00	MINISTRY OF RURAL DEVELOPMENT & RURAL LANDS	1,167,986.59	-	1,167,986.59	68,131,000.00	- 66,963,013.41
317,745.63	MINISTRY OF LABOUR,EMPOWERMENT & POVERTY ALLE	967,465.41	-	967,465.41	-	967,465.41
<b>37,460,594.16</b>	<b>TOTAL SOCIAL SERVICE SECTOR</b>	<b>116,013,456.42</b>	<b>-</b>	<b>116,013,456.42</b>	<b>81,695,844.00</b>	<b>34,317,612.42</b>





# Imo State Government of Nigeria

Report of the Accountant General and Financial Statements for the year ended 31<sup>st</sup> December, 2019

Note 4a Cont'd

## SCHEDULE OF PERSONAL INCOME TAXES FOR 2019

Actual 2018 =N=	Description	Actual MDA's 2019 =N=	Actual Others IDEATO 2019 =N=	Actual Total 2019 =N=	Budget 2019 =N=	Variance 2019 =N=
	TAXES					
2,045,876,471.96	OFFICE OF THE EXECUTIVE GOVERNOR	292,029,109.48	4,408,994.18	296,438,103.66	1,025,975,274.00	- 729,537,170.34
2,983,098.93	OFFICE OF THE DEPUTY GOVERNOR	9,192,695.39		9,192,695.39	31,200,000.00	- 22,007,304.61
2,358,221.52	MINISTRY OF LOCAL GOVERNMENT & RURAL DEV.	7,267,077.82		7,267,077.82	100,000,000.00	- 92,732,922.18
2,167,829.36	IMO STATE PLANNING & ECONOMIC DEV. COMM.	8,634,571.27		8,634,571.27	-	8,634,571.27
-	IMO BUREAU OF STATISTICS	4,971,749.66		4,971,749.66	5,343,750.00	- 372,000.34
5,755,453.61	OFFICE OF THE SECRETARY TO THE STATE GOVERNMENT	17,735,962.86		17,735,962.86	-	17,735,962.86
4,392,031.67	OFFICE OF THE HEAD OF SERVICE	13,534,451.99		13,534,451.99	-	13,534,451.99
5,710,839.63	MINISTRY OF FINANCE	17,598,480.75		17,598,480.75	5,694,097.00	11,904,383.75
5,325,769,597.73	BOARD OF INTERNAL REVENUE	5,345,155.24	10,813,610,022.02	10,818,955,177.26	19,009,500,000.00	- 8,190,544,822.74
23,208,034.83	MINISTRY OF JUSTICE	71,517,706.81		71,517,706.81	-	71,517,706.81
2,403,566.49	OFFICE OF THE AUDITOR GENERAL -STATE	7,797,653.45		7,797,653.45	-	7,797,653.45
2,076,584.28	OFFICE OF THE AUDITOR GENERAL -LOCAL GOVT	6,399,186.62		6,399,186.62	-	6,399,186.62
1,752,645.61	CIVIL SERVICE COMMISSION	5,400,939.61	3,335,860.09	8,736,799.70	-	8,736,799.70
50,532,869.73	JUDICIARY -HIGH COURT	138,133,873.38		138,133,873.38	-	138,133,873.38
49,215,269.63	JUDICIARY -CUSTOMARY COURT OF APPEAL	151,158,566.65		151,158,566.65	23,750,000.00	127,408,566.65
4,046,392.17	JUDICIAL SERVICE COMMISSION	12,469,331.90		12,469,331.90	-	12,469,331.90
915,978.33	LOCAL GOVERNMENT SERVICE COMMISSION	2,822,671.99		2,822,671.99	550,000.00	2,272,671.99
45,214,294.95	LEGISLATURE	125,652,602.08		125,652,602.08	10,500,000.00	115,152,602.08
2,691,074.01	HOUSE OF ASSEMBLY SERVICE COMMISSION	8,292,793.57		8,292,793.57	-	8,292,793.57
2,484,476.46	IMO STATE INDEPENDENT ELECTORAL COMMISSION	7,656,144.11		7,656,144.11	3,350,000.00	4,306,144.11
-	MINISTRY OF HAPPINESS AND PURPOSE FULFILLMENT	4,132,328.38		4,132,328.38	13,500,000.00	- 9,367,671.62
2,741,087.31	MIN. OF COMMUNITY GOVT COUNCIL, CULTURE AND C	8,446,914.17		8,446,914.17	-	8,446,914.17
1,457,205.06	MINISTRY OF INTERNAL RESOURCES & PENSIONS	6,444,716.75		6,444,716.75	1,599,840.00	4,844,876.75
325,896.26	LAGOS LIASION OFFICE	1,004,279.47		1,004,279.47	-	1,004,279.47
337,045.61	ABUJA LIASION OFFICE	1,038,637.24		1,038,637.24	-	1,038,637.24
204,190.49	LOCAL GOVERNMENT PENSION BOARD	629,231.89		629,231.89	-	629,231.89
493,051.60	MINISTRY OF NIGER DELTA AFFAIRS	19,107,224.73		19,107,224.73	15,000,000.00	4,107,224.73
127,137.62	MIN. OF INTER-GOVT. AFFAIRS & DONOR AGENCIES	391,786.35		391,786.35	-	391,786.35
<b>7,585,240,344.85</b>	<b>TOTAL GENERAL ADMINISTRATION</b>	<b>954,805,843.60</b>	<b>10,821,354,876.29</b>	<b>11,776,160,719.89</b>	<b>20,245,962,961.00</b>	<b>- 8,469,802,241.11</b>
<b>7,665,199,076.58</b>	<b>GRAND TOTAL</b>	<b>1,205,328,851.35</b>	<b>10,837,133,709.75</b>	<b>12,042,462,561.10</b>	<b>20,680,344,430.00</b>	<b>- 8,653,660,702.36</b>





# Imo State Government of Nigeria

Report of the Accountant General and Financial Statements for the year ended 31<sup>st</sup> December, 2019

## Note 4b

### MONTHLY SCHEDULE OF PERSONAL INCOME TAX FOR 2019

DESCRIPTION	JANUARY	FEBRUARY	MARCH	APRIL	MAY	JUNE	SUB-TOTAL
	=N=	=N=	=N=	=N=	=N=	=N=	=N=
MINISTRY OF ENVIROMENT	1,143,712.67	1,914,478.81	1,828,717.16	1,831,877.91	1,322,807.45	1,616,764.67	9,658,358.67
MINISTRY OF NON-FORMAL SECTOR & MARKET DEV.	925,130.45	1,548,590.55	1,479,219.35	1,481,776.04	1,069,997.28	1,307,774.46	7,812,488.13
MINISTRY OF LANDS, SURVEY, HOUSING & URBAN DEV.	1,607,128.14	2,690,197.33	2,569,686.32	2,574,127.76	1,858,789.48	2,271,853.81	13,571,782.85
MINISTRY OF PUBLIC UTILITIES	886,608.46	1,484,107.99	1,417,625.37	1,420,075.59	1,025,443.11	1,253,319.35	7,487,179.87
MINISTRY OF WORKS	1,042,846.91	1,745,638.01	1,667,439.80	1,670,321.80	1,206,147.05	1,474,179.73	8,806,573.30
MINISTRY OF HOUSING	211,670.40	354,318.44	338,446.27	339,031.24	244,816.02	299,219.57	1,787,501.94
MINISTRY OF AGRIC. AND FOOD SECURITY	2,701,476.86	4,522,045.06	4,319,473.96	4,326,939.73	3,124,503.05	3,818,837.07	22,813,275.73
MINISTRY OF INFORMATION ORIENTATION AGENCY	729,145.12	1,220,527.60	1,165,852.42	1,167,867.48	843,322.47	1,030,727.46	6,157,442.55
MINISTRY OF TOURISM	138,241.89	231,405.30	221,039.19	221,421.23	159,889.29	195,420.24	1,167,417.15
MINISTRY OF TRANSPORT	259,687.51	434,695.05	415,222.29	415,939.96	300,352.16	367,097.08	2,192,994.05
MINISTRY OF TRADE AND INVESTMENT	819,963.78	1,372,550.40	1,311,065.15	1,313,331.19	948,362.49	1,159,109.71	6,924,382.71
<b>TOTAL ECONOMIC SECTOR</b>	<b>10,465,612.17</b>	<b>17,518,554.54</b>	<b>16,733,787.29</b>	<b>16,762,709.94</b>	<b>12,104,429.85</b>	<b>14,794,303.15</b>	<b>88,379,396.94</b>
MINISTRY OF BASIC AND SECONDARY EDUCATION	1,232,397.94	2,062,930.51	1,970,518.75	1,973,924.60	1,425,380.02	1,742,131.13	10,407,282.95
MINISTRY OF TALENT AND YOUTHS DEVELOPMENT	570,843.24	955,543.58	912,738.71	914,316.29	660,231.99	806,950.21	4,820,624.03
MINISTRY OF HEALTH	5,461,094.28	9,141,412.51	8,731,910.62	8,747,002.85	6,316,250.94	7,719,862.25	46,117,533.46
MINISTRY OF GENDER/SOCIAL DEVELOPMENT	699,162.13	1,170,338.61	1,117,911.71	1,119,843.91	808,644.43	988,343.19	5,904,243.98
MINISTRY OF TERTIARY EDUCATION	335,784.35	562,074.76	536,895.87	537,823.84	388,365.06	474,668.41	2,835,612.30
MINISTRY OF SCIENCE,TECH & VOCATIONAL EDU.	141,742.19	237,264.50	226,635.92	227,027.64	163,937.70	200,368.30	1,196,976.26
MINISTRY OF SPORTS	173,503.27	290,429.89	277,419.69	277,899.18	200,672.28	245,266.12	1,465,190.43
MINISTRY OF PUBLIC SAFETY	245,832.44	411,502.82	393,069.00	393,748.38	284,327.51	347,511.41	2,075,991.56
MINISTRY OF RURAL DEVELOPMENT & RURAL LANDS	90,876.03	152,118.84	145,304.47	145,555.61	105,106.38	128,463.35	767,424.69
MINISTRY OF LABOUR,EMPOWERMENT & POVERTY ALLE	75,274.34	126,002.91	120,358.44	120,566.47	87,061.60	106,408.63	635,672.40
<b>TOTAL SOCIAL SERVICE SECTOR</b>	<b>9,026,510.23</b>	<b>15,109,618.94</b>	<b>14,432,763.20</b>	<b>14,457,708.77</b>	<b>10,439,977.91</b>	<b>12,759,973.00</b>	<b>76,226,552.05</b>





# Imo State Government of Nigeria

Report of the Accountant General and Financial Statements for the year ended 31<sup>st</sup> December, 2019

Note 4b Cont'd

## MONTHLY SCHEDULE OF PERSONAL INCOME TAX FOR 2019

DESCRIPTION	JANUARY =N=	FEBRUARY =N=	MARCH =N=	APRIL =N=	MAY =N=	JUNE =N=	SUB-TOTALC/F =N=
OFFICE OF THE EXECUTIVE GOVERNOR	22,721,534.43	38,033,937.61	36,330,156.13	36,392,949.10	26,279,515.73	32,119,408.11	191,877,501.11
OFFICE OF THE DEPUTY GOVERNOR	715,244.26	1,197,258.74	1,143,625.92	1,145,602.56	827,244.87	1,011,077.06	6,040,053.41
MINISTRY OF LOCAL GOVERNMENT & RURAL DEVELOPM	565,420.20	946,465.87	904,067.65	905,630.24	663,959.76	799,284.15	4,774,827.88
IMO STATE PLANNING & ECONOMIC DEV. COMMISSION	671,819.01	1,124,568.53	1,074,191.96	1,076,048.59	777,019.63	949,690.66	5,673,338.40
IMO BUREAU OF STATISTICS	386,830.55	647,524.81	618,515.19	619,584.23	447,404.62	546,827.87	3,266,684.28
OFFICE OF THE SECRETARY TO THE STATE GOVERNMENT	1,379,959.32	2,309,935.84	2,206,459.15	2,210,272.79	1,596,048.13	1,950,725.50	11,653,400.72
OFFICE OF THE HEAD OF SERVICE	1,053,057.75	1,762,730.10	1,683,766.23	1,686,676.45	1,217,956.81	1,488,613.88	8,892,801.24
MINISTRY OF FINANCE	1,369,262.42	2,292,030.13	2,189,355.56	2,193,139.63	1,583,676.20	1,935,604.25	11,563,068.20
BOARD OF INTERNAL REVENUE	415,883.64	696,154.23	664,969.07	666,118.40	481,007.16	587,897.63	3,512,030.13
MINISTRY OF JUSTICE	5,564,486.50	9,314,482.39	8,897,227.61	8,912,605.56	6,435,833.41	7,866,018.62	46,990,654.09
OFFICE OF THE AUDITOR GENERAL- STATE	606,702.02	1,015,568.16	970,074.41	971,751.09	701,705.93	857,640.58	5,123,442.18
OFFICE OF THE AUDITOR GENERAL- LOCAL GOVT.	497,893.31	833,431.52	796,096.83	797,472.80	575,358.78	703,827.39	4,204,580.63
CIVIL SERVICE COMMISSION	420,223.98	703,419.60	671,908.97	673,070.30	486,027.16	594,033.19	3,548,683.21
JUDICIARY- HIGH COURT	10,747,605.15	17,990,587.07	17,184,674.49	17,214,376.44	12,430,580.31	15,192,931.49	90,760,754.95
JUDICIARY- CUSTOMARY COURT OF APPEAL	11,761,000.76	19,686,926.09	18,805,023.71	18,837,526.27	13,602,664.26	16,625,478.54	99,318,619.61
JUDICIAL SERVICE COMMISSION	970,185.32	1,624,008.62	1,551,258.97	1,553,940.16	1,122,107.33	1,371,464.51	8,192,964.90
LOCAL GOVERNMENT SERVICE COMMISSION	219,620.02	367,625.44	351,157.16	351,764.10	254,010.48	310,457.25	1,854,634.45
LEGISLATURE	9,776,490.88	16,365,023.46	15,631,930.19	15,658,948.38	11,307,398.56	13,820,153.80	82,559,945.27
HOUSE OF ASSEMBLY SERVICE COMMISSION	645,226.75	1,080,055.32	1,031,672.79	1,033,455.93	746,263.27	912,099.56	5,448,773.62
IMO STATE INDEPENDENT ELECTORAL COMMISSION	595,691.79	997,137.95	952,469.81	954,116.06	688,971.59	842,076.39	5,030,463.58
MINISTRY OF HAPPINESS AND PURPOSE FULFILLMENT	321,518.77	538,195.39	514,086.20	514,970.75	371,865.63	454,502.44	2,715,143.17
MINISTRY OF COMMUNITY GOVT COUNCIL, CULTURE AND	657,218.22	1,100,128.02	1,050,846.31	1,052,660.59	760,132.49	929,050.82	5,550,038.44
MINISTRY OF INTERNAL RESOURCES & PENSIONS	501,435.81	839,361.37	801,761.05	803,146.81	579,956.00	708,835.11	4,234,496.17
LAGOS LIASION OFFICE	78,138.69	130,797.59	124,938.33	125,154.28	90,374.48	110,457.70	659,861.05
ABUJA LIASION OFFICE	80,811.92	135,272.35	129,212.64	129,435.97	93,466.31	114,236.60	682,435.80
LOCAL GOVERNMENT PENSION BOARD	48,957.84	81,951.30	78,280.18	78,415.48	56,624.18	69,207.33	413,436.33
MINISTRY OF NIGER DELTA AFFAIRS	1,486,651.33	2,488,529.29	2,377,052.27	2,381,160.76	1,719,447.13	2,101,546.49	12,554,387.27
MINISTRY OF INTER-GOVT. AFFAIRS & DONOR AGENCIES	30,483.22	51,026.34	48,740.55	48,824.79	35,256.61	43,091.41	257,422.92
<b>TOTAL GENERAL ADMINISTRATION</b>	<b>74,289,353.87</b>	<b>124,354,130.14</b>	<b>118,783,519.34</b>	<b>118,988,824.54</b>	<b>85,922,376.80</b>	<b>105,016,238.31</b>	<b>627,354,443.00</b>
<b>SUB- TOTAL</b>	<b>93,781,476.27</b>	<b>156,982,303.61</b>	<b>149,950,069.83</b>	<b>150,209,243.25</b>	<b>108,466,784.56</b>	<b>132,570,514.47</b>	<b>791,960,391.98</b>





# Imo State Government of Nigeria

Report of the Accountant General and Financial Statements for the year ended 31<sup>st</sup> December, 2019

## 4b MONTHLY SCHEDULE OF PERSONAL INCOME TAX FOR 2019

DESCRIPTION	SUB-TOTALB/F	JULY	AUGUST	SEPTEMBER	OCTOBER	NOVEMBER	DECEMBER	TOTAL
	=N=	=N=	=N=	=N=	=N=	=N=	=N=	=N=
MINISTRY OF ENVIROMENT	9,658,358.67	863,436.29	1,062,007.02	1,055,311.02	-	762,475.11	1,298,008.58	14,699,596.70
MINISTRY OF NON-FORMAL SECTOR & MARKET	7,812,488.13	698,419.47	859,040.08	858,623.80	-	615,753.63	1,049,937.88	11,890,262.99
MINISTRY OF LANDS, SURVEY, HOUSING & URBA	13,571,782.85	1,413,287.91	1,492,316.57	1,482,907.45	-	1,072,418.76	1,823,942.47	20,655,656.01
MINISTRY OF PUBLIC UTILITIES	7,487,179.87	669,337.62	823,270.07	818,079.31	-	590,072.30	1,006,218.97	11,395,158.15
MINISTRY OF WORKS	8,806,573.30	787,288.53	968,347.00	962,241.53	-	690,231.27	1,183,535.23	13,403,216.86
MINISTRY OF HOUSING	1,787,501.94	159,798.79	196,548.88	195,309.63	-	141,113.60	240,226.41	2,720,499.26
MINISTRY OF AGRIC. AND FOOD SECURITY	22,813,275.73	2,039,457.31	2,508,486.15	2,492,670.04	-	1,800,984.58	3,065,927.52	34,720,801.33
MINISTRY OF INFORMATION ORIENTATION	6,157,442.55	550,461.99	677,055.74	672,786.88	-	486,095.74	827,512.58	9,371,356.48
MINISTRY OF TOURISM	1,167,417.15	104,364.56	128,366.03	127,556.68	-	92,161.26	156,891.82	1,776,757.50
MINISTRY OF TRANSPORT	2,192,994.05	196,048.91	241,135.70	239,615.33	-	173,025.00	294,721.41	3,337,640.41
MINISTRY OF TRADE AND INVESTMENT	6,924,382.71	619,024.78	761,386.41	756,585.84	-	546,642.52	930,583.39	10,538,605.65
<b>TOTAL ECONOMIC SECTOR</b>	<b>88,379,396.94</b>	<b>7,900,926.16</b>	<b>9,717,959.67</b>	<b>9,656,687.52</b>	-	<b>6,907,074.78</b>	<b>11,877,506.26</b>	<b>134,509,551.33</b>
MINISTRY OF BASIC AND SECONDARY EDUCATIO	10,407,282.95	930,388.49	1,144,356.71	1,137,141.49	-	821,598.63	1,398,658.20	15,839,426.48
MINISTRY OF TALENT AND YOUTHS DEVELOPME	4,820,624.03	430,953.32	530,062.79	526,720.72	-	380,562.16	647,854.52	7,336,777.55
MINISTRY OF HEALTH	46,117,533.46	4,122,807.34	5,070,959.36	5,038,986.75	-	3,640,729.52	6,197,839.22	70,188,855.64
MINISTRY OF GENDER/SOCIAL DEVELOPMENT	5,900,243.98	527,826.59	649,214.71	645,121.39	-	466,108.09	793,484.65	8,985,999.41
MINISTRY OF TERTIARY EDUCATION	2,830,612.30	253,497.58	311,796.27	309,830.38	-	223,856.23	381,084.32	4,315,677.08
MINISTRY OF SCIENCE,TECH & VOCATIONAL EDU	1,196,976.26	107,007.08	131,616.27	130,786.43	-	94,494.79	160,864.34	1,821,745.17
MINISTRY OF SPORTS	1,465,190.43	130,984.84	161,108.38	160,092.59	-	115,668.85	196,910.24	2,229,955.33
MINISTRY OF PUBLIC SAFETY	2,075,991.56	185,589.14	228,270.42	226,831.17	-	163,888.29	278,997.18	3,159,567.76
MINISTRY OF RURAL DEVELOPMENT & RURAL LA	767,424.69	68,606.10	84,383.94	83,851.90	-	60,584.02	103,135.93	1,167,986.59
MINISTRY OF LABOUR,EMPOWERMENT & POVEF	635,672.40	56,827.73	69,896.82	69,456.12	-	50,182.89	85,429.45	967,465.41
<b>TOTAL SOCIAL SERVICE SECTOR</b>	<b>76,226,552.05</b>	<b>6,814,488.22</b>	<b>8,381,665.68</b>	<b>8,328,818.93</b>	-	<b>6,017,673.49</b>	<b>10,244,258.06</b>	<b>116,013,456.42</b>





# Imo State Government of Nigeria

Report of the Accountant General and Financial Statements for the year ended 31<sup>st</sup> December, 2019

## 4b MONTHLY SCHEDULE OF PERSONAL INCOME TAX FOR 2019

DESCRIPTION	SUB-TOTALB/F =N=	JULY =N=	AUGUST =N=	SEPTEMBER =N=	OCTOBER =N=	NOVEMBER =N=	DECEMBER =N=	TOTAL =N=
OFFICE OF THE EXECUTIVE GOVERNOR	191,877,501.11	17,153,431.91	21,098,331.53	20,965,305.66	-	15,147,689.62	25,786,849.65	292,029,109.48
OFFICE OF THE DEPUTY GOVERNOR	6,040,053.41	539,967.66	664,147.95	659,960.47	OKIGWE	476,829.51	811,736.39	9,192,695.39
MINISTRY OF LOCAL GOVERNMENT & RURAL DE	4,774,827.88	426,859.24	525,027.17	521,716.85	Orlu	376,946.80	641,699.88	7,267,077.82
IMO STATE PLANNING & ECONOMIC DEV. COMN	5,673,338.40	507,184.13	623,824.96	619,891.72	Oron	447,879.34	762,452.73	8,634,571.27
IMO BUREAU OF STATISTICS	3,266,684.28	292,034.48	359,195.78	356,931.03	Oron	257,887.03	439,017.06	4,971,749.66
OFFICE OF THE SECRETARY TO THE STATE GOVEI	11,653,400.72	1,041,788.72	1,281,376.45	1,273,297.32	Oron	919,972.88	1,566,126.78	17,735,962.86
OFFICE OF THE HEAD OF SERVICE	8,892,801.24	794,997.12	977,828.39	971,663.15	Oron	702,038.50	1,195,123.59	13,534,451.99
MINISTRY OF FINANCE	11,563,068.20	1,033,713.19	1,271,443.73	1,263,427.23	Oron	912,841.62	1,553,986.79	17,598,480.75
BOARD OF INTERNAL REVENUE	3,512,030.13	313,967.87	386,173.34	383,738.50	Oron	277,255.76	471,989.64	5,345,155.24
MINISTRY OF JUSTICE	46,990,654.09	4,200,862.43	5,166,965.35	5,134,387.41	Oron	3,709,657.67	6,315,179.87	71,517,706.81
OFFICE OF THE AUDITOR GENERAL- STATE	5,123,442.18	458,024.60	563,359.86	559,807.85	Oron	404,468.02	688,550.94	7,797,653.45
OFFICE OF THE AUDITOR GENERAL- LOCAL GOVT	4,204,580.63	375,880.38	462,324.32	459,409.35	Oron	331,928.87	565,063.06	6,399,186.62
CIVIL SERVICE COMMISSION	3,548,683.21	317,244.57	390,203.62	387,743.37	Oron	280,149.32	476,915.53	5,400,939.61
JUDICIARY- HIGH COURT	90,760,754.95	8,113,814.39	9,979,807.36	9,916,884.26	Oron	7,165,070.10	12,197,542.33	138,133,873.38
JUDICIARY- CUSTOMARY COURT OF APPEAL	99,318,619.61	8,878,868.91	10,920,807.03	10,851,950.89	Oron	7,840,667.17	13,347,653.04	151,158,566.65
JUDICIAL SERVICE COMMISSION	8,192,964.90	732,433.27	900,876.28	895,196.22	Oron	646,790.21	1,101,071.01	12,469,331.90
LOCAL GOVERNMENT SERVICE COMMISSION	1,854,634.45	165,800.29	203,930.59	202,644.80	Oron	146,413.35	249,248.50	2,822,671.99
LEGISLATURE	82,559,945.27	7,380,679.81	9,078,068.49	9,020,830.88	Oron	6,517,660.59	11,095,417.04	125,652,602.08
HOUSE OF ASSEMBLY SERVICE COMMISSION	5,448,773.62	487,108.53	599,132.42	595,354.87	Oron	430,151.17	732,272.96	8,292,793.57
IMO STATE INDEPENDENT ELECTORAL COMMISS	5,030,463.58	449,712.52	553,136.18	549,648.64	Oron	397,127.86	676,055.33	7,656,144.11
MINISTRY OF HAPPINESS AND PURPOSE FULFILL	2,715,143.17	242,727.90	298,549.81	296,667.44	Oron	214,345.85	364,894.21	4,132,328.38
MINISTRY OF COMMUNITY GOVT COUNCIL,CULT	5,550,038.44	496,161.38	610,267.23	606,419.47	Oron	438,145.48	745,882.17	8,446,914.17
MINISTRY OF INTERNAL RESOURCES & PENSION	4,234,496.17	378,554.76	465,613.76	462,678.04	Oron	334,290.54	569,083.48	6,444,716.75
LAGOS LIASION OFFICE	659,861.05	58,990.15	72,556.54	72,099.07	Oron	52,092.46	88,680.21	1,004,279.47
ABUJA LIASION OFFICE	682,435.80	61,008.28	75,038.80	74,565.67	Oron	53,874.61	91,714.08	1,038,637.24
LOCAL GOVERNMENT PENSION BOARD	413,436.33	36,960.31	45,460.34	45,173.71	Oron	32,638.56	55,562.64	629,231.89
MINISTRY OF NIGER DELTA AFFAIRS	12,554,387.27	1,122,334.96	1,380,446.50	1,371,742.73	Oron	991,100.89	1,687,212.39	19,107,224.73
MINISTRY OF INTER-GOVT. AFFAIRS & DONOR A	257,422.92	23,013.05	28,305.53	28,127.06	Oron	20,322.15	34,595.65	391,786.35
<b>TOTAL GENERAL ADMINISTRATION</b>	<b>627,354,443.00</b>	<b>56,084,124.81</b>	<b>68,982,199.31</b>	<b>68,547,263.65</b>	<b>-</b>	<b>49,526,235.91</b>	<b>84,311,576.93</b>	<b>954,805,843.60</b>
<b>SUB- TOTAL</b>	<b>791,960,391.98</b>	<b>70,799,539.18</b>	<b>87,081,824.66</b>	<b>86,532,770.11</b>	<b>0.00</b>	<b>62,520,984.18</b>	<b>106,433,341.25</b>	<b>1,205,328,851.35</b>





4c Monthly Schedule of Taxes Generated by the Board of Internal Revenue (BIR)

MONTHS	ACTUAL 2019 =N=	ACUAL 2018 =N=
JANUARY	341,041,324.80	736,806,959.41
FEBRUARY	238,324,535.34	615,553,190.32
MARCH	251,433,978.24	410,609,772.54
APRIL	221,298,216.86	598,184,144.11
MAY	5,383,008,520.93	722,267,369.86
JUNE	354,753,421.88	510,187,519.90
JULY	275,566,018.93	625,030,565.67
AUGUST	986,242,416.78	630,117,755.23
SEPTEMBER	594,866,505.17	449,309,502.72
OCTOBER	721,575,394.49	815,535,190.99
NOVEMBER	619,482,760.84	661,294,782.75
DECEMBER	849,540,615.49	499,233,390.39
<b>TOTAL</b>	<b>10,837,133,709.75</b>	<b>7,274,130,143.89</b>





# Imo State Government of Nigeria

Report of the Accountant General and Financial Statements for the year ended 31<sup>st</sup> December, 2019

## Note 5a

### SCHEDULE OF LICENCES FOR 2019

ACTUAL 2018	LICENCES	ACTUAL 2019	BUDGET 2019	VARIANCE 2019
N	Description	N	N	N
601,871.00	MINISTRY OF AGRICULTURE & FOOD SAFETY	33,000.00	300,000.00	- 267,000.00
-	MINISTRY OF COMMERCE AND INDUSTRY	-	-	-
-	MINISTRY OF LANDS, SURVEY, HOUSING & URBAN DEV.	-	-	-
5,958,518.60	MINISTRY OF INFORMATION & PUBLIC UTILITIES	-	-	-
-	MINISTRY OF TOURISM	5,600,850.00	-	-
1,584,925.40	MINISTRY OF WORKS	-	-	-
-	MINISTRY OF TRANSPORT	-	1,600,000.00	- 1,600,000.00
<b>8,145,315.00</b>	<b>TOTAL ECONOMIC SECTOR</b>	<b>5,633,850.00</b>	<b>1,900,000.00</b>	<b>- 1,867,000.00</b>
-	MINISTRY OF EDUCATION, SCIENCE AND TECHNOLOGY	1,628,000.00	-	1,628,000.00
3,651,348.10	MINISTRY OF HEALTH, SOCIAL DEVELOPMENT & WOMEN AFFAIR	5,000.00	-	5,000.00
-	MINISTRY OF YOUTH, SPORTS AND PUBLIC SAFETY	-	-	-
<b>3,651,348.10</b>	<b>TOTAL SOCIAL SERVICE SECTOR</b>	<b>1,633,000.00</b>	<b>-</b>	<b>1,633,000.00</b>





# Imo State Government of Nigeria

Report of the Accountant General and Financial Statements for the year ended 31<sup>st</sup> December, 2019

## Note 5a

### SCHEDULE OF LICENCES FOR 2019 CONT'D

ACTUAL 2018	LICENCES	ACTUAL 2019	BUDGET 2019	VARIANCE 2019
N	Description	N	N	N
-	OFFICE OF THE EXECUTIVE GOVERNOR	-	-	-
-	OFFICE OF THE DEPUTY GOVERNOR	-	-	-
-	MINISTRY OF LOCAL GOVERNMENT & RURAL DEVELOPMENT	-	-	-
-	MINISTRY OF PUBLIC SAFETY	-	7,200,000.00	- 7,200,000.00
-	IMO STATE PLANNING & ECONOMIC DEVT. COMM.	-	-	-
-	OFFICE OF THE SECRETARY TO THE STATE GOVERNMENT	-	-	-
-	OFFICE OF THE HEAD OF SERVICE	-	-	-
-	MINISTRY OF FINANCE	-	-	-
188,826,858.90	BOARD OF INTERNAL REVENUE	176,364,100.80	216,300,000.00	- 39,935,899.20
-	MINISTRY OF JUSTICE	-	-	-
-	OFFICE OF THE AUDITOR GENERAL - STATE	-	-	-
-	OFFICE OF THE AUDITOR GENERAL - LOCAL GOVT	-	-	-
-	CIVIL SERVICE COMMISSION	-	-	-
-	JUDICIARY -HIGH COURT	-	-	-
-	JUDICIARY -CUSTOMARY COURT OF APPEAL	-	-	-
-	JUDICIAL SERVICE COMMISSION	-	-	-
-	LOCAL GOVERNMENT SERVICE COMMISSION	-	-	-
-	LEGISLATURE	-	-	-
-	HOUSE OF ASSEMBLY SERVICE COMMISSION	-	-	-
-	IMO STATE INDEPENDENT ELECTORAL COMMISSION	-	-	-
-	MINISTRY OF COMMUNITY GOVT COUNCIL, CULTURE AND C	-	-	-
-	MINISTRY OF INTERNAL RESOURCES & PENSIONS	-	-	-
188,826,858.90	<b>TOTAL GENERAL ADMINISTRATION</b>	<b>176,364,100.80</b>	<b>223,500,000.00</b>	<b>- 47,135,899.20</b>
200,623,522.00	<b>GRAND TOTAL</b>	<b>183,630,950.80</b>	<b>225,400,000.00</b>	<b>- 41,769,049.20</b>









# Imo State Government of Nigeria

Report of the Accountant General and Financial Statements for the year ended 31<sup>st</sup> December, 2019

## 5b MONTHLY SCHEDULE OF LICENCES FOR 2019 CONT'D

DESCRIPTION	JANUARY	FEBRUARY	MARCH	APRIL	MAY	JUNE	SUB-TOTAL C/F
	=N=	=N=	=N=	=N=	=N=	=N=	=N=
OFFICE OF THE EXECUTIVE GOVERNOR	-	-	-	-	-	-	-
OFFICE OF THE DEPUTY GOVERNOR	-	-	-	-	-	-	-
MINISTRY OF LOCAL GOVERNMENT & RURAL DEVELOPMENT	-	-	-	-	-	-	-
MINISTRY OF PUBLIC SAFETY	-	-	-	-	-	-	-
IMO STATE PLANNING & ECONOMIC DEVELOPMENT COMMISSION	-	-	-	-	-	-	-
OFFICE OF THE SECRETARY TO THE STATE GOVERNMENT	-	-	-	-	-	-	-
OFFICE OF THE HEAD OF SERVICE	-	-	-	-	-	-	-
MINISTRY OF FINANCE	-	-	-	-	-	-	-
BOARD OF INTERNAL REVENUE	-	6,409,500.00	5,882,500.00	5,058,500.00	4,811,120.00	3,759,840.74	25,921,460.74
MINISTRY OF JUSTICE	-	-	-	-	-	-	-
OFFICE OF THE AUDITOR GENERAL- STATE	-	-	-	-	-	-	-
OFFICE OF THE AUDITOR GENERAL- LOCAL GOVT.	-	-	-	-	-	-	-
CIVIL SERVICE COMMISSION	-	-	-	-	-	-	-
JUDICIARY- HIGH COURT	-	-	-	-	-	-	-
JUDICIARY- CUSTOMARY COURT OF APPEAL	-	-	-	-	-	-	-
JUDICIAL SERVICE COMMISSION	-	-	-	-	-	-	-
LOCAL GOVERNMENT SERVICE COMMISSION	-	-	-	-	-	-	-
LEGISLATURE	-	-	-	-	-	-	-
HOUSE OF ASSEMBLY SERVICE COMMISSION	-	-	-	-	-	-	-
IMO STATE INDEPENDENT ELECTORAL COMMISSION	-	-	-	-	-	-	-
MIN. OF COMMUNITY GOVT. COUNCIL, CULTURE AND TOURISM	-	-	-	-	-	-	-
MINISTRY OF INTERNAL RESOURCES & PENSIONS	-	-	-	-	-	-	-
<b>TOTAL GENERAL ADMINISTRATION</b>	-	<b>6,409,500.00</b>	<b>5,882,500.00</b>	<b>5,058,500.00</b>	<b>4,811,120.00</b>	<b>3,759,840.74</b>	<b>25,921,460.74</b>
<b>SUB-TOTAL</b>	-	<b>6,421,500.00</b>	<b>5,998,750.00</b>	<b>5,139,100.00</b>	<b>4,936,120.00</b>	<b>4,279,840.74</b>	<b>26,775,310.74</b>





# Imo State Government of Nigeria

Report of the Accountant General and Financial Statements for the year ended 31<sup>st</sup> December, 2019

## 5b MONTHLY SCHEDULE OF LICENCES FOR 2019 CONT'D

DESCRIPTION	SUB-TOTAL B/F	JULY	AUGUST	SEPTEMBER	OCTOBER	NOVEMBER	DECEMBER	TOTAL
	=N=	=N=	=N=	=N=	=N=			
MINISTRY OF AGRICULTURE AND ENVIRONMENT					20,500.00	6,000.00	6,500.00	33,000.00
MINISTRY OF COMMERCE AND INDUSTRY						-	-	-
MINISTRY OF LAND, SURVEY/ HOUSING & URBAN DEV.								
MINISTRY OF INFORMATION & PUBLIC UTILITIES								
MINISTRY OF TOURISM	853,850.00	130,000.00	4,200,000.00		110,000.00	150,000.00	157,000.00	5,600,850.00
MINISTRY OF NON-FORMAL SECTOR & MARKET DEVELOPMENT								
MINISTRY OF WORKS AND TRANSPORT								
<b>TOTAL ECONOMIC SECTOR- a</b>	<b>853,850.00</b>	<b>130,000.00</b>	<b>4,200,000.00</b>		<b>130,500.00</b>	<b>156,000.00</b>	<b>163,500.00</b>	<b>5,633,850.00</b>
MINISTRY OF EDUCATION, SCIENCE AND TECHNOLOGY					780,000.00	238,000.00	610,000.00	1,628,000.00
MINISTRY OF HEALTH, SOCIAL DEVELOPMENT & WOMEN AFFAIRS					5,000.00			5,000.00
MINISTRY OF YOUTH, SPORTS AND PUBLIC SAFETY								
<b>TOTAL SOCIAL SERVICE SECTOR -b</b>					<b>785,000.00</b>	<b>238,000.00</b>	<b>610,000.00</b>	<b>1,633,000.00</b>





# Imo State Government of Nigeria

Report of the Accountant General and Financial Statements for the year ended 31<sup>st</sup> December, 2019

## 5b MONTHLY SCHEDULE OF LICENCES FOR 2019 CONT'D

DESCRIPTION	SUB-TOTAL B/F	JULY	AUGUST	SEPTEMBER	OCTOBER	NOVEMBER	DECEMBER	TOTAL
	=N=	=N=	=N=	=N=	=N=			
OFFICE OF THE EXECUTIVE GOVERNOR	-	-	-	-	-	-	-	-
OFFICE OF THE DEPUTY GOVERNOR	-	-	-	-	-	-	-	-
MINISTRY OF LOCAL GOVERNMENT & RURAL DEVEL	-	-	-	-	-	-	-	-
MINISTRY OF PUBLIC SAFETY	-	-	-	-	-	-	-	-
IMO STATE PLANNING & ECONOMIC DEV. COMMISS	-	-	-	-	-	-	-	-
OFFICE OF THE SECRETARY TO THE STATE GOVERNMENT	-	-	-	-	-	-	-	-
OFFICE OF THE HEAD OF SERVICE	-	-	-	-	-	-	-	-
MINISTRY OF FINANCE	-	-	-	-	-	-	-	-
BOARD OF INTERNAL REVENUE	25,921,460.74	5,938,000.00	29,063,000.00	-	30,001,000.00	28,477,195.00	56,963,445.06	176,364,100.80
MINISTRY OF JUSTICE	-	-	-	-	-	-	-	-
OFFICE OF THE AUDITOR GENERAL- STATE	-	-	-	-	-	-	-	-
OFFICE OF THE AUDITOR GENERAL- LOCAL GOVT.	-	-	-	-	-	-	-	-
CIVIL SERVICE COMMISSION	-	-	-	-	-	-	-	-
JUDICIARY- HIGH COURT	-	-	-	-	-	-	-	-
JUDICIARY- CUSTOMARY COURT OF APPEAL	-	-	-	-	-	-	-	-
JUDICIAL SERVICE COMMISSION	-	-	-	-	-	-	-	-
LOCAL GOVERNMENT SERVICE COMMISSION	-	-	-	-	-	-	-	-
LEGISLATURE	-	-	-	-	-	-	-	-
HOUSE OF ASSEMBLY SERVICE COMMISSION	-	-	-	-	-	-	-	-
IMO STATE INDEPENDENT ELECTORAL COMMISSION	-	-	-	-	-	-	-	-
MIN. OF COMMUNITY GOVT. COUNCIL, CULTURE AND	-	-	-	-	-	-	-	-
MINISTRY OF INTERNAL RESOURCES & PENSIONS	-	-	-	-	-	-	-	-
<b>TOTAL GENERAL ADMINISTRATION -c</b>	<b>25,921,460.74</b>	<b>5,938,000.00</b>	<b>29,063,000.00</b>	<b>-</b>	<b>30,001,000.00</b>	<b>28,477,195.00</b>	<b>56,963,445.06</b>	<b>176,364,100.80</b>
<b>GRAND TOTAL a+b+c</b>	<b>26,775,310.74</b>	<b>6,068,000.00</b>	<b>33,263,000.00</b>	<b>-</b>	<b>30,916,500.00</b>	<b>28,871,195.00</b>	<b>57,736,945.06</b>	<b>183,630,950.80</b>





# Imo State Government of Nigeria

Report of the Accountant General and Financial Statements for the year ended 31<sup>st</sup> December, 2019

## 6a SCHEDULE OF FEES GENERAL FOR 2019

Actual 2018 =N=	Description	Actual 2019 =N=	Budget 2019 =N=	Variance 2019 =N=
-	MINISTRY OF AGRICULTURE AND FOOD SAFETY	5,436,100.00	5,390,000.00	46,100.00
-	MINISTRY OF PETROLEUM AND ENVIROMENT	1,340,120.00		
-	MINISTRY OF COMMERCE AND INDUSTRY	4,676,600.00	-	4,676,600.00
-	MINISTRY OF HOUSING	-	6,090,000.00	- 6,090,000.00
-	MINISTRY OF LAND, SURVEY/ HOUSING & URBAN DEV.	203,258,940.74	-	203,258,940.74
-	MINISTRY OF RURAL LANDS AND RURAL DEVELOPMENT		1,975,000.00	- 1,975,000.00
-	BUREAU FOR LANDS, SURVEY & URBAN DEVELOPMENT		253,550,000.00	- 253,550,000.00
-	MINISTRY OF INFORMATION, TOURISM & PUBLIC UTILITIES	8,157,000.00	1,930,000.00	6,227,000.00
290,524.77	MINISTRY OF NON-FORMAL SECTOR & MARKET DEVELOPMENT		7,871,500.00	- 7,871,500.00
-	MINISTRY OF WORKS AND TRANSPORT	34,387,272.50	11,715,000.00	22,672,272.50
<b>290,524.77</b>	<b>TOTAL ECONOMIC SECTOR -a</b>	<b>257,256,033.24</b>	<b>288,521,500.00</b>	<b>- 32,605,586.76</b>
	MINISTRY OF EDUCATION, SCIENCE AND TECHNOLOGY	101,480,303.00	-	101,480,303.00
-	MINISTRY OF BASIC AND SENIOR SECONDARY EDUCATION	6,311,500.00	66,026,250.00	- 59,714,750.00
-	MINISTRY OF TERTIARY AND NON-FORMAL EDUCATION	332,100.00	700,000.00	- 367,900.00
-	MINISTRY OF HEALTH	813,051.00	21,215,000.00	- 20,401,949.00
-	MINISTRY OF WOMEN AFFAIRS & SOCIAL DEVELOPMENT	279,000.00		
-	MINISTRY OF PUBLIC SAFETY	-	1,810,000.00	- 1,810,000.00
-	MINISTRY OF SPORTS	-	1,625,000.00	- 1,625,000.00
-	MINISTRY OF TALENT AND YOUTH DEVELOPMENT	90,000.00	125,000.00	- 35,000.00
-	<b>TOTAL SOCIAL SERVICE SECTOR -b</b>	<b>109,305,954.00</b>	<b>91,501,250.00</b>	<b>17,525,704.00</b>
<b>290,524.77</b>	<b>SUB- TOTAL</b>	<b>366,561,987.24</b>	<b>380,022,750.00</b>	<b>- 15,079,882.76</b>





# Imo State Government of Nigeria

Report of the Accountant General and Financial Statements for the year ended 31<sup>st</sup> December, 2019

## 6a SCHEDULE OF FEES GENERAL FOR 2019

Actual 2018 =N=	Description	Actual 2019 =N=	Budget 2019 =N=	Variance 2019 =N=
-	OFFICE OF THE EXECUTIVE GOVERNOR	81,790,582.00	54,340,000.00	27,450,582.00
-	OFFICE OF THE DEPUTY GOVERNOR	-	6,500.00	- 6,500.00
1,905,411.59	MINISTRY OF LOCAL GOVERNMENT & RURAL DEVELOPMENT	-	303,500,000.00	- 303,500,000.00
-	MINISTRY OF NIGER DELTA	-	375,000.00	- 375,000.00
-	MINISTRY OF LABOUR AND POVERTY ALLEVIATION	-	83,770,250.00	- 83,770,250.00
2,668,249.52	IMO STATE PLANNING & ECONOMIC DEV. COMMISSION	86,197,575.00	-	86,197,575.00
-	OFFICE OF THE SECRETARY TO THE STATE GOVERNMENT	1,924,000.00	-	1,924,000.00
-	OFFICE OF THE HEAD OF SERVICE	396,576.32	-	396,576.32
-	MINISTRY OF FINANCE	378,094,289.44	-	378,094,289.44
-	BOARD OF INTERNAL REVENUE	126,005,462.62	75,000,000.00	51,005,462.62
832,582.99	MINISTRY OF JUSTICE	432,970.00	14,687,500.00	- 14,254,530.00
-	OFFICE OF THE AUDITOR GENERAL- STATE	300,000.00	300,000.00	-
-	OFFICE OF THE AUDITOR GENERAL- LOCAL GOVT.	20,000.00	150,000.00	- 130,000.00
-	IMO STATE LIAISON OFFICE	2,701,500.00	-	-
-	CIVIL SERVICE COMMISSION	-	-	-
70,697,197.04	JUDICIARY- HIGH COURT	1,503,000.00	-	1,503,000.00
2,805,626.33	JUDICIARY- CUSTOMARY COURT OF APPEAL	-	9,525,000.00	- 9,525,000.00
-	JUDICIAL SERVICE COMMISSION	-	750,000.00	- 750,000.00
-	LOCAL GOVERNMENT SERVICE COMMISSION	56,650.00	100,000.00	- 43,350.00
-	LEGISLATURE	-	280,000.00	- 280,000.00
-	HOUSE OF ASSEMBLY SERVICE COMMISSION	7,500.00	62,500.00	- 55,000.00
-	IMO STATE INDEPENDENT ELECTORAL COMMISSION	-	1,062,500.00	- 1,062,500.00
-	MINISTRY OF SPORTS	-	-	-
400,607.76	MIN. OF COMMUNITY GOVT. COUNCIL, CULTURE AND CHIEFTANCY AFFA	55,846,400.00	-	55,846,400.00
-	MINISTRY OF INTERNAL RESOURCRS & PENSIONS	-	27,000.00	- 27,000.00
-	MINISTRY OF HAPPINESS AND PURPOSE FULFILLMENT	-	1,125,000.00	- 1,125,000.00
-	MINISTRY OF GENDER AND SOCIAL DEVELOPMENT	-	2,452,500.00	- 2,452,500.00
<b>79,309,675.23</b>	<b>TOTAL GENERAL ADMINISTRATION-c</b>	<b>735,276,505.38</b>	<b>547,513,750.00</b>	<b>185,061,255.38</b>
<b>79,600,200.00</b>	<b>GRAND TOTAL - a+b+c</b>	<b>1,101,838,492.62</b>	<b>927,536,500.00</b>	<b>169,981,372.62</b>





# Imo State Government of Nigeria

Report of the Accountant General and Financial Statements for the year ended 31<sup>st</sup> December, 2019

**Note 6b**

**MONTHLY SCHEDULE OF FEES GENERAL FOR 2019**

DESCRIPTION	JANUARY =N=	FEBRUARY =N=	MARCH =N=	APRIL =N=	MAY =N=	JUNE =N=	SUB TOTAL C/F =N=
MINISTRY OF AGRICULTURE AND FOOD SAFETY	170,000.00	86,000.00	73,500.00	68,800.00	179,900.00	162,500.00	690,700.00
MINISTRY OF PETROLEUM AND ENVIROMENT	-	-	-	-	-	-	-
MINISTRY OF COMMERCE AND INDUSTRY	100,000.00	136,000.00	310,000.00	156,000.00	416,600.00	595,000.00	1,713,600.00
MINISTRY OF LAND, SURVEY/ HOUSING & URBAN DEV.	9,136,300.00	17,340,550.00	39,025,168.82	1,213,050.00	2,830,000.00	5,330,000.00	74,875,068.82
MINISTRY OF INFORMATION, TOURISM & PUBLIC UTILITIES	20,000.00	531,000.00	1,142,000.00	356,500.00	332,500.00	53,000.00	2,435,000.00
MINISTRY OF NON-FORMAL SECTOR & MARKET DEVELOPMENT	-	-	-	-	-	-	-
MINISTRY OF WORKS AND TRANSPORT	26,000.00	10,500.00	643,000.00	442,500.00	240,000.00	450,000.00	1,812,000.00
<b>TOTAL ECONOMIC SECTOR</b>	<b>9,452,300.00</b>	<b>18,054,050.00</b>	<b>41,193,668.82</b>	<b>2,236,850.00</b>	<b>3,999,000.00</b>	<b>6,590,500.00</b>	<b>81,526,368.82</b>
MINISTRY OF EDUCATION, SCIENCE AND TECHNOLOGY	9,972,000.00	6,388,750.00	6,531,900.00	4,041,500.00	1,540,750.00	5,843,250.00	34,318,150.00
MINISTRY OF BASIC AND SENIOR SECONDARY EDUCATION	-	-	-	-	-	-	-
MINISTRY OF TERTIARY AND NON-FORMAL EDUCATION	-	-	-	-	-	-	-
MINISTRY OF HEALTH	-	4,000.00	4,000.00	8,001.00	6,000.00	40,500.00	62,501.00
MINISTRY OF WOMEN AFFAIRS & SOCIAL DEVELOPMENT	-	-	-	-	-	-	-
MINISTRY OF YOUTH, SPORTS AND PUBLIC SAFETY	-	-	-	-	-	-	-
<b>TOTAL SOCIAL SERVICE SECTOR</b>	<b>9,972,000.00</b>	<b>6,392,750.00</b>	<b>6,535,900.00</b>	<b>4,049,501.00</b>	<b>1,546,750.00</b>	<b>5,883,750.00</b>	<b>34,380,651.00</b>
OFFICE OF THE EXECUTIVE GOVERNOR	6,000.00	197,000.00	512,600.00	166,500.00	445,200.00	5,715,300.00	7,042,600.00
OFFICE OF THE DEPUTY GOVERNOR	-	-	-	-	-	-	-
MINISTRY OF LOCAL GOVERNMENT & RURAL DEVELOPMENT	-	-	-	-	-	-	-
IMO STATE PLANNING & ECONOMIC DEV. COMMISSION	-	-	-	-	-	-	-
OFFICE OF THE SECRETARY TO THE STATE GOVERNMENT	1,000.00	-	-	-	-	-	1,000.00
OFFICE OF THE HEAD OF SERVICE	3,000.00	-	-	-	-	364,576.32	390,576.32
MINISTRY OF FINANCE	53,615,796.90	285,582,889.48	12,235,618.02	2,986,098.75	4,001,866.93	7,389,839.54	365,812,109.62
BOARD OF INTERNAL REVENUE	14,107,136.77	4,236,311.62	5,501,056.15	1,616,562.34	4,133,998.00	4,862,981.36	34,458,046.24
MINISTRY OF JUSTICE	10,500.00	5,000.00	72,500.00	53,350.00	32,000.00	3,500.00	176,850.00
OFFICE OF THE AUDITOR GENERAL- STATE	100,000.00	40,000.00	40,000.00	-	-	-	180,000.00
OFFICE OF THE AUDITOR GENERAL- LOCAL GOVT.	-	-	-	-	-	-	-
IMO STATE LIAISON OFFICE	-	-	-	-	-	-	-
CIVIL SERVICE COMMISSION	-	-	-	-	-	-	-
JUDICIARY- HIGH COURT	-	-	-	-	-	-	-
JUDICIARY- CUSTOMARY COURT OF APPEAL	-	-	-	-	-	-	-
JUDICIAL SERVICE COMMISSION	-	-	-	-	-	-	-
LOCAL GOVERNMENT SERVICE COMMISSION	-	-	-	-	-	-	-
LEGISLATURE	-	-	-	-	-	-	-
HOUSE OF ASSEMBLY SERVICE COMMISSION	-	-	-	-	-	-	-
IMO STATE INDEPENDENT ELECTORAL COMMISSION	-	-	-	-	-	-	-
MIN. OF COMMUNITY GOVT. COUNCIL, CULTURE AND CHIEFTANCY AFFAIRS	5,710,000.00	1,020,000.00	540,000.00	1,020,000.00	22,950,000.00	13,800,000.00	45,040,000.00
MINISTRY OF INTERNAL RESOURCRS & PENSIONS	-	-	-	-	-	-	-
<b>TOTAL GENERAL ADMINISTRATION</b>	<b>73,553,433.67</b>	<b>291,081,201.10</b>	<b>18,901,774.17</b>	<b>5,865,511.09</b>	<b>31,563,064.93</b>	<b>32,136,197.22</b>	<b>453,101,182.18</b>
<b>GRAND TOTAL</b>	<b>92,977,733.67</b>	<b>315,528,001.10</b>	<b>66,631,342.99</b>	<b>12,151,862.09</b>	<b>37,108,814.93</b>	<b>44,610,447.22</b>	<b>569,008,202.00</b>





# Imo State Government of Nigeria

Report of the Accountant General and Financial Statements for the year ended 31<sup>st</sup> December, 2019

Note 6b Cont'd

## MONTHLY SCHEDULE OF FEES GENERAL FOR 2019

DESCRIPTION	SUB TOTAL B/F	JULY	AUGUST	SEPTEMBER	OCTOBER	NOVEMBER	DECEMBER	TOTAL
	=N=	=N=	=N=	=N=	=N=			
MINISTRY OF AGRICULTURE AND FOOD SAFETY	690,700.00	80,000.00	80,000.00	-	16,000.00	26,000.00	4,543,400.00	5,436,100.00
MINISTRY OF PETROLEUM AND ENVIRONMENT	-	-	315,000.00	315,000.00	636,120.00	389,000.00	-	1,340,120.00
MINISTRY OF COMMERCE AND INDUSTRY	1,713,600.00	140,000.00	570,000.00	150,000.00	480,000.00	668,000.00	955,000.00	4,676,600.00
MINISTRY OF LAND, SURVEY/ HOUSING & URBAN DEV.	74,875,068.82	15,270,000.00	50,541,783.28	19,430,000.00	14,275,167.00	15,570,908.00	13,296,013.64	203,258,940.74
MINISTRY OF INFORMATION, TOURISM & PUBLIC UTILITIES	2,435,000.00	450,000.00	350,000.00	30,000.00	422,000.00	1,665,000.00	2,805,000.00	8,157,000.00
MINISTRY OF NON-FORMAL SECTOR & MARKET DEVELOPMENT	-	-	-	-	-	-	-	-
MINISTRY OF WORKS AND TRANSPORT	1,812,000.00	10,500.00	1,000.00	52,000.00	24,605,572.50	6,204,700.00	1,701,500.00	34,387,272.50
<b>TOTAL ECONOMIC SECTOR</b>	<b>81,526,368.82</b>	<b>15,950,500.00</b>	<b>51,542,783.28</b>	<b>19,977,000.00</b>	<b>40,434,859.50</b>	<b>24,523,608.00</b>	<b>23,300,913.64</b>	<b>257,256,033.24</b>
MINISTRY OF EDUCATION, SCIENCE AND TECHNOLOGY	34,318,150.00	6,213,030.00	8,314,670.00	16,770,853.00	7,130,000.00	-	28,733,600.00	101,480,303.00
MINISTRY OF BASIC AND SENIOR SECONDARY EDUCATION	-	-	-	-	6,311,500.00	-	-	6,311,500.00
MINISTRY OF TERTIARY AND NON-FORMAL EDUCATION	-	-	-	-	332,100.00	-	-	332,100.00
MINISTRY OF HEALTH	62,501.00	5,000.00	15,000.00	-	246,550.00	175,000.00	309,000.00	813,051.00
MINISTRY OF WOMEN AFFAIRS & SOCIAL DEVELOPMENT	-	-	8,000.00	-	88,000.00	183,000.00	-	279,000.00
MINISTRY OF YOUTH, SPORTS AND PUBLIC SAFETY	-	-	-	-	10,000.00	60,000.00	20,000.00	90,000.00
<b>TOTAL SOCIAL SERVICE SECTOR</b>	<b>34,380,651.00</b>	<b>6,218,030.00</b>	<b>8,337,670.00</b>	<b>16,770,853.00</b>	<b>7,474,550.00</b>	<b>7,061,600.00</b>	<b>29,062,600.00</b>	<b>109,305,954.00</b>
OFFICE OF THE EXECUTIVE GOVERNOR	7,042,600.00	189,000.00	7,961,500.00	5,000.00	3,122,000.00	10,794,200.00	52,676,282.00	81,790,582.00
OFFICE OF THE DEPUTY GOVERNOR	-	-	-	-	-	-	-	-
MINISTRY OF LOCAL GOVERNMENT & RURAL DEVELOPMENT	-	-	-	-	-	-	-	-
IMO STATE PLANNING & ECONOMIC DEV. COMMISSION	-	-	-	-	-	-	-	-
OFFICE OF THE SECRETARY TO THE STATE GOVERNMENT	1,000.00	-	-	3,000.00	38,882,552.00	47,315,023.00	-	86,197,575.00
OFFICE OF THE HEAD OF SERVICE	390,576.32	-	-	6,000.00	-	-	-	396,576.32
MINISTRY OF FINANCE	365,812,109.62	6,966,083.82	5,013,096.00	300,000.00	-	3,000.00	-	378,094,289.44
BOARD OF INTERNAL REVENUE	34,458,046.24	4,192,314.64	28,408,389.31	20,221,792.54	22,369,437.92	3,857,419.23	12,498,062.74	126,005,462.62
MINISTRY OF JUSTICE	176,850.00	5,000.00	4,000.00	16,000.00	110,120.00	80,500.00	40,500.00	432,970.00
OFFICE OF THE AUDITOR GENERAL- STATE	180,000.00	40,000.00	80,000.00	-	-	-	-	300,000.00
OFFICE OF THE AUDITOR GENERAL- LOCAL GOVT.	-	-	-	-	20,000.00	-	-	20,000.00
IMO STATE LIAISON OFFICE	-	-	-	857,000.00	-	1,844,500.00	-	2,701,500.00
CIVIL SERVICE COMMISSION	-	-	-	-	-	-	-	-
JUDICIARY- HIGH COURT	-	-	-	-	-	-	1,503,000.00	1,503,000.00
JUDICIARY- CUSTOMARY COURT OF APPEAL	-	-	-	-	-	-	-	-
JUDICIAL SERVICE COMMISSION	-	-	-	-	-	-	-	-
LOCAL GOVERNMENT SERVICE COMMISSION	-	-	-	-	-	56,650.00	-	56,650.00
LEGISLATURE	-	-	-	-	-	-	-	-
HOUSE OF ASSEMBLY SERVICE COMMISSION	-	-	-	-	-	-	7,500.00	7,500.00
IMO STATE INDEPENDENT ELECTORAL COMMISSION	-	-	-	-	-	-	-	-
MIN. OF COMMUNITY GOVT. COUNCIL, CULTURE AND CHIEFTANCY	45,040,000.00	1,200,000.00	-	9,500,000.00	6,400.00	-	100,000.00	55,846,400.00
MINISTRY OF INTERNAL RESOURCERS & PENSIONS	-	-	-	-	-	-	-	-
<b>TOTAL GENERAL ADMINISTRATION</b>	<b>453,101,182.18</b>	<b>12,592,398.46</b>	<b>41,466,985.31</b>	<b>30,908,792.54</b>	<b>64,510,509.92</b>	<b>65,201,292.23</b>	<b>67,495,344.74</b>	<b>735,276,505.38</b>
<b>GRAND TOTAL</b>	<b>569,008,202.00</b>	<b>34,760,928.46</b>	<b>101,347,438.59</b>	<b>67,656,645.54</b>	<b>112,419,919.42</b>	<b>96,786,500.23</b>	<b>119,858,858.38</b>	<b>1,101,838,492.62</b>





# Imo State Government of Nigeria

Report of the Accountant General and Financial Statements for the year ended 31<sup>st</sup> December, 2019

## 7a SCHEDULE OF FINES FOR 2019

Actual 2018 =N=	DESCRIPTION	Actual 2019 =N=	Budget 2019 =N=	Variance 2019 =N=
-	MINISTRY OF AGRICULTURE AND FOOD SAFETY	9,000.00	5,390,000.00	- 5,381,000.00
-	MINISTRY OF COMMERCE AND INDUSTRY	-	-	-
-	MINISTRY OF HOUSING	-	6,090,000.00	- 6,090,000.00
-	MINISTRY OF LAND, SURVEY/ HOUSING & URBAN DEV.	380,000.00	-	380,000.00
-	MINISTRY OF RURAL LANDS AND RURAL DEVELOPMENT	-	1,975,000.00	- 1,975,000.00
-	BUREAU FOR LANDS, SURVEY & URBAN DEVELOPMENT	-	253,550,000.00	- 253,550,000.00
-	MINISTRY OF INFORMATION, TOURISM & PUBLIC UTILITIES	-	1,930,000.00	- 1,930,000.00
-	MINISTRY OF NON-FORMAL SECTOR & MARKET DEVELOPMENT	-	7,871,500.00	- 7,871,500.00
-	MINISTRY OF WORKS AND TRANSPORT	242,200.00	11,715,000.00	- 11,472,800.00
	<b>TOTAL ECONOMIC SECTOR - a</b>	<b>631,200.00</b>	<b>288,521,500.00</b>	<b>- 287,890,300.00</b>
-	MINISTRY OF EDUCATION, SCIENCE AND TECHNOLOGY	-	-	-
-	MINISTRY OF BASIC AND SENIOR SECONDARY EDUCATION	125,000.00	66,026,250.00	- 65,901,250.00
-	MINISTRY OF TERTIARY AND NON-FORMAL EDUCATION	-	700,000.00	- 700,000.00
-	MINISTRY OF HEALTH, SOCIAL DEVELOPMENT & WOMEN AFFAIRS	-	21,215,000.00	- 21,215,000.00
-	MINISTRY OF PUBLIC SAFETY	-	1,810,000.00	- 1,810,000.00
-	MINISTRY OF SPORTS	-	1,625,000.00	- 1,625,000.00
-	MINISTRY OF TALENT AND YOUTH DEVELOPMENT	-	125,000.00	- 125,000.00
-	<b>TOTAL SOCIAL SERVICE SECTOR- b</b>	<b>125,000.00</b>	<b>91,501,250.00</b>	<b>- 91,376,250.00</b>





# Imo State Government of Nigeria

Report of the Accountant General and Financial Statements for the year ended 31<sup>st</sup> December, 2019

## 7a SCHEDULE OF FINES FOR 2019 CONT'D

Actual 2018 =N=	DESCRIPTION	Actual 2019 =N=	Budget 2019 =N=	Variance 2019 =N=
-	OFFICE OF THE EXECUTIVE GOVERNOR	335,000.00	54,340,000.00	- 54,005,000.00
-	OFFICE OF THE DEPUTY GOVERNOR	-	6,500.00	- 6,500.00
-	MINISTRY OF LOCAL GOVERNMENT & RURAL DEVELOPMENT	-	303,500,000.00	- 303,500,000.00
-	MINISTRY OF NIGER DELTA	-	375,000.00	- 375,000.00
-	MINISTRY OF LABOUR AND POVERTY ALLEVIATION	-	83,770,250.00	- 83,770,250.00
-	IMO STATE PLANNING & ECONOMIC DEV. COMMISSION	200,000.00	-	200,000.00
-	OFFICE OF THE SECRETARY TO THE STATE GOVERNMENT	-	-	-
-	OFFICE OF THE HEAD OF SERVICE	-	-	-
-	MINISTRY OF FINANCE	-	-	-
-	BOARD OF INTERNAL REVENUE	1,842,205.00	75,000,000.00	- 73,157,795.00
-	MINISTRY OF JUSTICE	-	14,687,500.00	- 14,687,500.00
-	OFFICE OF THE AUDITOR GENERAL- STATE	-	300,000.00	- 300,000.00
-	OFFICE OF THE AUDITOR GENERAL- LOCAL GOVT.	-	150,000.00	- 150,000.00
-	CIVIL SERVICE COMMISSION	-	-	-
41,248,454.00	JUDICIARY- HIGH COURT	-	-	-
-	JUDICIARY- CUSTOMARY COURT OF APPEAL	-	9,525,000.00	- 9,525,000.00
-	JUDICIAL SERVICE COMMISSION	-	750,000.00	- 750,000.00
-	LOCAL GOVERNMENT SERVICE COMMISSION	-	100,000.00	- 100,000.00
-	LEGISLATURE	-	280,000.00	- 280,000.00
-	HOUSE OF ASSEMBLY SERVICE COMMISSION	-	62,500.00	- 62,500.00
-	IMO STATE INDEPENDENT ELECTORAL COMMISSION	-	1,062,500.00	- 1,062,500.00
-	MINISTRY OF SPORTS	-	-	-
-	MIN. OF COMMUNITY GOVT. COUNCIL, CULTURE AND CHIEFTANC	-	-	-
-	MINISTRY OF INTERNAL RESOURCRS & PENSIONS	-	27,000.00	- 27,000.00
-	MINISTRY OF HAPPINESS AND PURPOSE FULFILLMENT	-	1,125,000.00	- 1,125,000.00
-	MINISTRY OF GENDER AND SOCIAL DEVELOPMENT	-	2,452,500.00	- 2,452,500.00
41,248,454.00	<b>TOTAL GENERAL ADMINISTRATION ©</b>	<b>2,377,205.00</b>	<b>547,513,750.00</b>	<b>- 545,136,545.00</b>
41,248,454.00	<b>GRAND TOTAL - a+b+c</b>	<b>3,133,405.00</b>	<b>927,536,500.00</b>	<b>- 924,403,095.00</b>





# Imo State Government of Nigeria

Report of the Accountant General and Financial Statements for the year ended 31<sup>st</sup> December, 2019

7b MONTHLY SCHEDULE OF FINES FOR 2019 CONT'D

DESCRIPTION	JANUARY	FEBRUARY	MARCH	APRIL	MAY	JUNE	SUB TOTAL C/F
	=N=	=N=	=N=	=N=	=N=	=N=	=N=
MINISTRY OF AGRICULTURE AND ENVIROMENT							
MINISTRY OF COMMERCE AND INDUSTRY							
MINISTRY OF LAND, SURVEY/ HOUSING & URBAN DEV.							
MINISTRY OF INFORMATION, TOURISM & PUBLIC UTILITIES							
MINISTRY OF NON-FORMAL SECTOR & MARKET DEVELOPMENT							
MINISTRY OF WORKS AND TRANSPORT							
<b>TOTAL ECONOMIC SECTOR</b>							
MINISTRY OF EDUCATION, SCIENCE AND TECHNOLOGY							
MINISTRY OF HEALTH, SOCIAL DEVELOPMENT & WOMEN AFFAIR							
MINISTRY OF YOUTH, SPORTS AND PUBLIC SAFETY							
<b>TOTAL SOCIAL SERVICE SECTOR</b>							
OFFICE OF THE EXECUTIVE GOVERNOR							
OFFICE OF THE DEPUTY GOVERNOR							
MINISTRY OF LOCAL GOVERNMENT & RURAL DEVELOPMENT							
IMO STATE PLANNING & ECONOMIC DEV. COMMISSION							
OFFICE OF THE SECRETARY TO THE STATE GOVERNMENT							
OFFICE OF THE HEAD OF SERVICE							
MINISTRY OF FINANCE							
BOARD OF INTERNAL REVENUE							
MINISTRY OF JUSTICE							
OFFICE OF THE AUDITOR GENERAL STATE							
OFFICE OF THE AUDITOR GENERAL LOCAL GOVT.							
CIVIL SERVICE COMMISSION							
JUDICIARY- HIGH COURT							
JUDICIARY- CUSTOMARY COURT OF APPEAL							
JUDICIAL SERVICE COMMISSION							
LOCAL GOVERNMENT SERVICE COMMISSION							
LEGISLATURE							
HOUSE OF ASSEMBLY SERVICE COMMISSION							
IMO STATE INDEPENDENT ELECTORAL COMMISSION							
MIN. OF COMMUNITY GOVT. COUNCIL, CULTURE AND CHIEFTAIN							
MINISTRY OF INTERNAL RESOURCRS & PENSIONS							
<b>TOTAL GENERAL ADMINISTRATION</b>							
<b>GRAND TOTAL</b>							





# Imo State Government of Nigeria

Report of the Accountant General and Financial Statements for the year ended 31<sup>st</sup> December, 2019

Note 7b Cont'd

## MONTHLY SCHEDULE OF FINES FOR 2019

DESCRIPTION	SUB TOTAL B/F =N=	JULY =N=	AUGUST =N=	SEPTEMBER =N=	OCTOBER =N=	NOVEMBER =N=	DECEMBER =N=	TOTAL =N=
MINISTRY OF AGRICULTURE AND ENVIROMENT	-	-	-	-	-	9,000.00	-	9,000.00
MINISTRY OF COMMERCE AND INDUSTRY	-	-	-	-	-	-	-	-
MINISTRY OF LAND, SURVEY/ HOUSING & URBAN DEV.	-	-	-	-	380,000.00	-	-	380,000.00
MINISTRY OF INFORMATION, TOURISM & PUBLIC UTILITIES	-	-	-	-	-	-	-	-
MINISTRY OF NON-FORMAL SECTOR & MARKET DEVELOPMENT	-	-	-	-	-	-	-	-
MINISTRY OF WORKS AND TRANSPORT	-	-	-	-	242,200.00	-	-	242,200.00
<b>TOTAL ECONOMIC SECTOR</b>	-	-	-	-	<b>622,200.00</b>	<b>9,000.00</b>	-	<b>631,200.00</b>
MINISTRY OF EDUCATION, SCIENCE AND TECHNOLOGY	-	-	-	-	125,000.00	-	-	125,000.00
MINISTRY OF HEALTH, SOCIAL DEVELOPMENT & WOMEN AFFAIRS	-	-	-	-	-	-	-	-
MINISTRY OF YOUTH, SPORTS AND PUBLIC SAFETY	-	-	-	-	-	-	-	-
<b>TOTAL SOCIAL SERVICE SECTOR</b>	-	-	-	-	<b>125,000.00</b>	-	-	<b>125,000.00</b>
OFFICE OF THE EXECUTIVE GOVERNOR	-	-	-	-	100,000.00	235,000.00	-	335,000.00
OFFICE OF THE DEPUTY GOVERNOR	-	-	-	-	-	-	-	-
MINISTRY OF LOCAL GOVERNMENT & RURAL DEVELOPMENT	-	-	-	-	-	-	-	-
IMO STATE PLANNING & ECONOMIC DEV. COMMISSION	-	-	-	-	200,000.00	-	-	200,000.00
OFFICE OF THE SECRETARY TO THE STATE GOVERNMENT	-	-	-	-	-	-	-	-
OFFICE OF THE HEAD OF SERVICE	-	-	-	-	-	-	-	-
MINISTRY OF FINANCE	-	-	-	-	-	-	-	-
BOARD OF INTERNAL REVENUE	-	-	-	-	1,650,000.00	108,755.00	83,450.00	1,842,205.00
MINISTRY OF JUSTICE	-	-	-	-	-	-	-	-
OFFICE OF THE AUDITOR GENERAL- STATE	-	-	-	-	-	-	-	-
OFFICE OF THE AUDITOR GENERAL- LOCAL GOVT.	-	-	-	-	-	-	-	-
CIVIL SERVICE COMMISSION	-	-	-	-	-	-	-	-
JUDICIARY- HIGH COURT	-	-	-	-	-	-	-	-
JUDICIARY- CUSTOMARY COURT OF APPEAL	-	-	-	-	-	-	-	-
JUDICIAL SERVICE COMMISSION	-	-	-	-	-	-	-	-
LOCAL GOVERNMENT SERVICE COMMISSION	-	-	-	-	-	-	-	-
LEGISLATURE	-	-	-	-	-	-	-	-
HOUSE OF ASSEMBLY SERVICE COMMISSION	-	-	-	-	-	-	-	-
IMO STATE INDEPENDENT ELECTORAL COMMISSION	-	-	-	-	-	-	-	-
MIN. OF COMMUNITY GOVT. COUNCIL, CULTURE AND CHIEFTANCY AF	-	-	-	-	-	-	-	-
MINISTRY OF INTERNAL RESOURCRS & PENSIONS	-	-	-	-	-	-	-	-
<b>TOTAL GENERAL ADMINISTRATION</b>	-	-	-	-	<b>1,650,000.00</b>	<b>408,755.00</b>	<b>318,450.00</b>	<b>2,377,205.00</b>
<b>GRAND TOTAL</b>	-	-	-	-	<b>1,650,000.00</b>	<b>1,155,955.00</b>	<b>327,450.00</b>	<b>3,133,405.00</b>





# Imo State Government of Nigeria

Report of the Accountant General and Financial Statements for the year ended 31<sup>st</sup> December, 2019

## 8a SCHEDULE OF SALES GENERAL FOR 2019

Actual 2018 =N=	DESCRIPTION	Actual 2019 =N=	Budget 2019 =N=	Variance 2019 =N=
-	MINISTRY OF AGRICULTURE AND FOOD SAFETY	308,500.00	6,955,000.00	- 6,646,500.00
-	MINISTRY OF COMMERCE AND INDUSTRY	32,045,900.00	-	32,045,900.00
-	BUREAU OF LAND, SURVEY & URBAN DEV.	9,367,997.18	19,500,000.00	- 10,132,002.82
-	MINISTRY OF INFORMATION, TOURISM & PUBLIC UTILITIES	-	-	-
-	MINISTRY OF NON-FORMAL SECTOR & MARKET DEVELOPMENT	-	-	-
-	MINISTRY OF HOUSING	-	583,000,000.00	- 583,000,000.00
-	MINISTRY OF WORKS	2,000,000.00	250,000.00	1,750,000.00
-	MINISTRY OF TRANSPORT	2,000,000.00	-	2,000,000.00
-	<b>TOTAL ECONOMIC SECTOR--a</b>	<b>45,722,397.18</b>	<b>609,705,000.00</b>	<b>- 563,982,602.82</b>
-	MINISTRY OF EDUCATION, SCIENCE AND TECHNOLOGY	-	-	-
-	MINISTRY OF BASIC AND SENIOR SECONDARY EDUCATION	-	300,000.00	- 300,000.00
-	MINISTRY OF HEALTH, SOCIAL DEVELOPMENT & WOMEN AFFAIRS	5,000.00	-	5,000.00
-	MINISTRY OF SPORTS	8,000.00	10,000.00	- 2,000.00
-	MINISTRY OF PUBLIC SAFETY	-	5,500,000.00	- 5,500,000.00
-	MINISTRY OF TALENT & YOUTH DEVELOPMENT	-	2,500.00	- 2,500.00
-	<b>TOTAL SOCIAL SERVICE SECTOR-b</b>	<b>13,000.00</b>	<b>5,812,500.00</b>	<b>- 5,799,500.00</b>
-	<b>SUB-TOTAL</b>	<b>45,735,397.18</b>	<b>615,517,500.00</b>	<b>- 569,782,102.82</b>





# Imo State Government of Nigeria

Report of the Accountant General and Financial Statements for the year ended 31<sup>st</sup> December, 2019

## 8a SCHEDULE OF SALES GENERAL FOR 2019 CONT'D

Actual 2018 =N=	DESCRIPTION	Actual 2019 =N=	Budget 2019 =N=	Variance 2019 =N=
-	OFFICE OF THE EXECUTIVE GOVERNOR	-	-	-
-	OFFICE OF THE DEPUTY GOVERNOR	-	1,027,000.00	- 1,027,000.00
11,348,307.16	MINISTRY OF LOCAL GOVERNMENT & RURAL DEVELOPMENT	-	-	-
-	IMO STATE PLANNING & ECONOMIC DEV. COMMISSION	1,897,800.00	-	1,897,800.00
-	IMO STATE BUREAU OF STATISTICS	-	2,075,000.00	- 2,075,000.00
-	OFFICE OF THE SECRETARY TO THE STATE GOVERNMENT	279,000.00	-	279,000.00
-	OFFICE OF THE HEAD OF SERVICE	2,685,623.32	-	2,685,623.32
-	MINISTRY OF FINANCE	-	-	-
-	BOARD OF INTERNAL REVENUE	14,768,575.00	147,168,860.00	- 132,400,285.00
11,348,307.16	MINISTRY OF JUSTICE	13,919,500.00	-	13,919,500.00
-	OFFICE OF THE AUDITOR GENERAL- STATE	-	-	-
-	OFFICE OF THE AUDITOR GENERAL- LOCAL GOVT.	-	-	-
-	CIVIL SERVICE COMMISSION	58,712,800.00	-	58,712,800.00
-	JUDICIARY- HIGH COURT	-	-	-
-	JUDICIARY- CUSTOMARY COURT OF APPEAL	-	-	-
198,328,550.05	JUDICIAL SERVICE COMMISSION	-	750,000.00	- 750,000.00
-	LOCAL GOVERNMENT SERVICE COMMISSION	-	-	-
-	LEGISLATURE	-	614,000.00	- 614,000.00
-	HOUSE OF ASSEMBLY SERVICE COMMISSION	-	-	-
-	IMO STATE INDEPENDENT ELECTORAL COMMISSION	-	-	-
33,994,097.62	MIN. OF COMMUNITY GOVT. COUNCIL, CULTURE AND CHIEFTANCY	-	-	-
-	MINISTRY OF INTERNAL RESOURCRS & PENSIONS	-	-	-
255,019,261.99	<b>TOTAL GENERAL ADMINISTRATION</b>	92,263,298.32	151,634,860.00	- 59,371,561.68
255,019,261.99	<b>GRAND TOTAL</b>	137,998,695.50	767,152,360.00	- 629,153,664.50





# Imo State Government of Nigeria

Report of the Accountant General and Financial Statements for the year ended 31<sup>st</sup> December, 2019

## 8b MONTHLY SCHEDULE OF SALES GENERAL FOR 2019

DESCRIPTION	JANUARY	FEBRUARY	MARCH	APRIL	MAY	JUNE	SUB. TOTAL C/F
	=N=	=N=	=N=	=N=	=N=	=N=	=N=
MINISTRY OF AGRICULTURE AND FOOD SAFETY		20,000.00	38,100.00		-	38,100.00	96,200.00
MINISTRY OF COMMERCE AND INDUSTRY			16,022,700.00		-	16,022,700.00	32,045,400.00
BUREAU OF LAND, SURVEY & URBAN DEV.	10,000.00	1,070,000.00	1,505,000.02	200,000.00		4,282,997.16	7,067,997.18
MINISTRY OF INFORMATION, TOURISM & PUBLIC							
MINISTRY OF NON-FORMAL SECTOR & MARKET DEVPT							
MINISTRY OF HOUSING							
MINISTRY OF WORKS							
MINISTRY OF TRANSPORT							
<b>TOTAL ECONOMIC SECTOR</b>	<b>10,000.00</b>	<b>1,090,000.00</b>	<b>17,565,800.02</b>	<b>200,000.00</b>		<b>20,343,797.16</b>	<b>39,209,597.18</b>
MINISTRY OF EDUCATION, SCIENCE AND TECH							
MINISTRY BASIC AND SENIOR SECONDARY EDU							
MINISTRY OF HEALTH, SOCIAL DEVELOPMENT &							
MINISTRY OF SPORTS					5,000.00		5,000.00
MINISTRY OF PUBLIC SAFETY							
MINISTRY OF TALENT & YOUTH DEVELOPMENT							
<b>TOTAL SOCIAL SERVICE SECTOR</b>					<b>5,000.00</b>		<b>5,000.00</b>





# Imo State Government of Nigeria

Report of the Accountant General and Financial Statements for the year ended 31<sup>st</sup> December, 2019

## 8b MONTHLY SCHEDULE OF SALES GENERAL FOR 2019 CONT'D

DESCRIPTION	JANUARY =N=	FEBRUARY =N=	MARCH =N=	APRIL =N=	MAY =N=	JUNE =N=	SUB. TOTAL C/F
OFFICE OF THE EXECUTIVE GOVERNOR	-	-	-	-	-	-	-
OFFICE OF THE DEPUTY GOVERNOR	-	-	-	-	-	-	-
MINISTRY OF LOCAL GOVERNMENT & RURAL DEV	-	-	-	-	-	-	-
IMO STATE PLANNING & ECONOMIC DEV. COMM	-	-	213,900.00	-	-	213,900.00	427,800.00
OFFICE OF THE SECRETARY TO THE STATE GOV	-	-	-	-	-	-	-
OFFICE OF THE HEAD OF SERVICE	1,530,000.00	-	-	-	-	-	1,530,000.00
MINISTRY OF FINANCE	-	-	-	-	-	-	-
BOARD OF INTERNAL REVENUE	-	100.00	-	-	-	-	100.00
MINISTRY OF JUSTICE	-	-	5,000.00	10,000.00	-	405,000.00	420,000.00
OFFICE OF THE AUDITOR GENERAL- STATE	-	-	-	-	-	-	-
OFFICE OF THE AUDITOR GENERAL- LOCAL GOVT	-	-	-	-	-	-	-
CIVIL SERVICE COMMISSION	-	-	-	-	58,712,800.00	-	58,712,800.00
JUDICIARY- HIGH COURT	-	-	-	-	-	-	-
JUDICIARY- CUSTOMARY COURT OF APPEAL	-	-	-	-	-	-	-
JUDICIAL SERVICE COMMISSION	-	-	-	-	-	-	-
LOCAL GOVERNMENT SERVICE COMMISSION	-	-	-	-	-	-	-
LEGISLATURE	-	-	-	-	-	-	-
HOUSE OF ASSEMBLY SERVICE COMMISSION	-	-	-	-	-	-	-
IMO STATE INDEPENDENT ELECTORAL COMMISS	-	-	-	-	-	-	-
MIN. OF COMMUNITY GOVT. COUNCIL, CULTURE	-	-	-	-	-	-	-
MINISTRY OF INTERNAL RESOURCRS & PENSION	-	-	-	-	-	-	-
<b>TOTAL GENERAL ADMINISTRATION -c</b>	<b>1,530,000.00</b>	<b>100.00</b>	<b>218,900.00</b>	<b>10,000.00</b>	<b>58,712,800.00</b>	<b>618,900.00</b>	<b>61,090,700.00</b>
<b>SUB TOTAL -a+b+c</b>	<b>1,540,000.00</b>	<b>1,090,100.00</b>	<b>17,784,700.02</b>	<b>210,000.00</b>	<b>58,717,800.00</b>	<b>20,962,697.16</b>	<b>100,305,297.18</b>



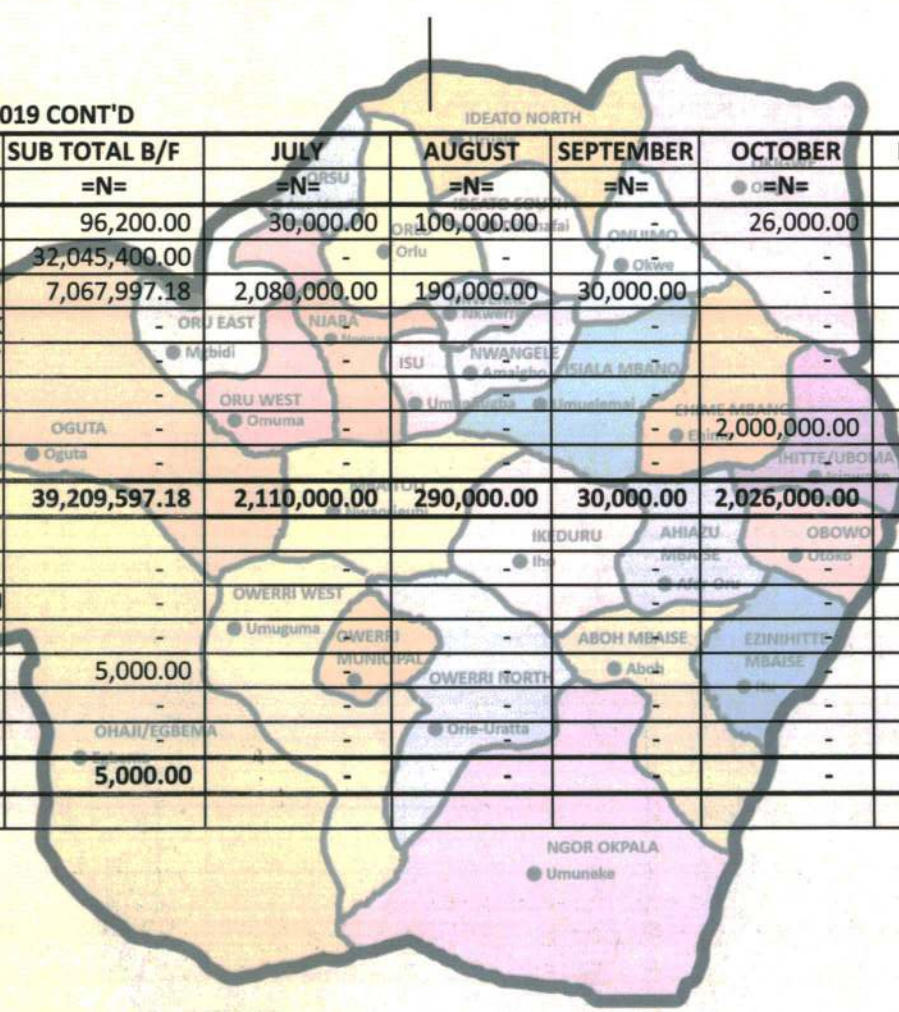


# Imo State Government of Nigeria

Report of the Accountant General and Financial Statements for the year ended 31<sup>st</sup> December, 2019

## 8b MONTHLY SCHEDULE OF SALES GENERAL FOR 2019 CONT'D

DESCRIPTION	SUB TOTAL B/F	JULY	AUGUST	SEPTEMBER	OCTOBER	NOVEMBER	DECEMBER	TOTAL
	=N=	=N=	=N=	=N=	=N=	=N=	=N=	=N=
MINISTRY OF AGRICULTURE AND FOOD SAFETY	96,200.00	30,000.00	100,000.00	-	26,000.00	19,500.00	36,800.00	308,500.00
MINISTRY OF COMMERCE AND INDUSTRY	32,045,400.00	-	-	-	-	-	500.00	32,045,900.00
BUREAU OF LAND, SURVEY & URBAN DEV.	7,067,997.18	2,080,000.00	190,000.00	30,000.00	-	-	-	9,367,997.18
MINISTRY OF INFORMATION, TOURISM & PUBLIC RELATIONS	-	-	-	-	-	-	-	-
MINISTRY OF NON-FORMAL SECTOR & MARKET DEVELOPMENT	-	-	-	-	-	-	-	-
MINISTRY OF HOUSING	-	-	-	-	-	-	-	-
MINISTRY OF WORKS	-	-	-	-	2,000,000.00	-	-	2,000,000.00
MINISTRY OF TRANSPORT	-	-	-	-	-	2,000,000.00	-	2,000,000.00
<b>TOTAL ECONOMIC SECTOR -a</b>	<b>39,209,597.18</b>	<b>2,110,000.00</b>	<b>290,000.00</b>	<b>30,000.00</b>	<b>2,026,000.00</b>	<b>2,019,500.00</b>	<b>37,300.00</b>	<b>45,722,397.18</b>
MINISTRY OF EDUCATION, SCIENCE AND TECHNOLOGY	-	-	-	-	-	-	-	-
MINISTRY OF BASIC AND SENIOR SECONDARY EDUCATION	-	-	-	-	-	-	-	-
MINISTRY OF HEALTH, SOCIAL DEVELOPMENT & WELFARE	-	-	-	-	-	5,000.00	-	5,000.00
MINISTRY OF SPORTS	5,000.00	-	-	-	-	2,000.00	1,000.00	8,000.00
MINISTRY OF PUBLIC SAFETY	-	-	-	-	-	-	-	-
MINISTRY OF TALENT & YOUTH DEVELOPMENT	-	-	-	-	-	-	-	-
<b>TOTAL SOCIAL SERVICE SECTOR - b</b>	<b>5,000.00</b>	<b>-</b>	<b>-</b>	<b>-</b>	<b>-</b>	<b>7,000.00</b>	<b>1,000.00</b>	<b>13,000.00</b>







# Imo State Government of Nigeria

Report of the Accountant General and Financial Statements for the year ended 31<sup>st</sup> December, 2019

8b MONTHLY SCHEDULE OF SALES GENERAL FOR 2019 CONT'D

DESCRIPTION	SUB. TOTAL B/F	JULY	AUGUST	SEPTEMBER	OCTOBER	NOVEMBER	DECEMBER	TOTAL
	=N=	=N=	=N=	=N=	=N=	=N=	=N=	=N=
OFFICE OF THE EXECUTIVE GOVERNOR	-	-	-	-	-	-	-	-
OFFICE OF THE DEPUTY GOVERNOR	-	-	-	-	-	-	-	-
MINISTRY OF LOCAL GOVERNMENT & RURAL DEV.	-	-	-	-	-	-	-	-
IMO STATE PLANNING & ECONOMIC DEV. COMM	427,800.00	-	-	-	-	1,470,000.00	-	1,897,800.00
OFFICE OF THE SECRETARY TO THE STATE GOV	-	-	10,000.00	-	-	269,000.00	-	279,000.00
OFFICE OF THE HEAD OF SERVICE	1,530,000.00	-	50,500.00	1,080,123.32	25,000.00	-	-	2,685,623.32
MINISTRY OF FINANCE	-	-	-	-	-	-	-	-
BOARD OF INTERNAL REVENUE	100.00	300.00	900.00	-	5,562,000.00	-	9,205,275.00	14,768,575.00
MINISTRY OF JUSTICE	420,000.00	-	-	-	10,000.00	13,489,500.00	-	13,919,500.00
OFFICE OF THE AUDITOR GENERAL- STATE	-	-	-	-	-	-	-	-
OFFICE OF THE AUDITOR GENERAL- LOCAL GOVT	-	-	-	-	-	-	-	-
CIVIL SERVICE COMMISSION	58,712,800.00	-	-	-	-	-	-	58,712,800.00
JUDICIARY- HIGH COURT	-	-	-	-	-	-	-	-
JUDICIARY- CUSTOMARY COURT OF APPEAL	-	-	-	-	-	-	-	-
JUDICIAL SERVICE COMMISSION	-	-	-	-	-	-	-	-
LOCAL GOVERNMENT SERVICE COMMISSION	-	-	-	-	-	-	-	-
LEGISLATURE	-	-	-	-	-	-	-	-
HOUSE OF ASSEMBLY SERVICE COMMISSION	-	-	-	-	-	-	-	-
IMO STATE INDEPENDENT ELECTORAL COMMISS	-	-	-	-	-	-	-	-
MIN. OF COMMUNITY GOVT. COUNCIL, CULTUR	-	-	-	-	-	-	-	-
MINISTRY OF INTERNAL RESOURCRS & PENSION	-	-	-	-	-	-	-	-
<b>TOTAL GENERAL ADMINISTRATION -c</b>	<b>61,090,700.00</b>	<b>300.00</b>	<b>61,400.00</b>	<b>1,080,123.32</b>	<b>5,597,000.00</b>	<b>15,228,500.00</b>	<b>9,205,275.00</b>	<b>92,263,298.32</b>
<b>GRAND TOTAL -a+b+c</b>	<b>100,305,297.18</b>	<b>2,110,300.00</b>	<b>351,400.00</b>	<b>1,110,123.32</b>	<b>7,623,000.00</b>	<b>17,255,000.00</b>	<b>9,243,575.00</b>	<b>137,998,695.50</b>





# Imo State Government of Nigeria

Report of the Accountant General and Financial Statements for the year ended 31<sup>st</sup> December, 2019

## 9a SCHEDULE OF EARNINGS FOR 2019

Actual 2018 =N=	DESCRIPTION	Actual 2019 =N=	Budget 2019 =N=	Variance 2019 =N=
-	MINISTRY OF AGRICULTURE AND FOOD SAFETY	210,000.00	6,955,000.00	- 6,745,000.00
-	MINISTRY OF COMMERCE AND INDUSTRY	-	-	-
-	BUREAU OF LAND, SURVEY & URBAN DEV.	13,507,697.14	19,500,000.00	- 5,992,302.86
-	MINISTRY OF INFORMATION, TOURISM & PUBLIC UTILITIES	-	-	-
-	MINISTRY OF NON-FORMAL SECTOR & MARKET DEVELOPMENT	-	-	-
-	MINISTRY OF HOUSING	-	583,000,000.00	- 583,000,000.00
-	MINISTRY OF WORKS	-	250,000.00	- 250,000.00
-	MINISTRY OF TRANSPORT	187,595,175.46	-	187,595,175.46
-	<b>TOTAL ECONOMIC SECTOR</b>	<b>201,312,872.60</b>	<b>609,705,000.00</b>	<b>- 408,392,127.40</b>
-	MINISTRY OF EDUCATION, SCIENCE AND TECHNOLOGY	143,411,750.00	-	143,411,750.00
-	MINISTRY OF BASIC AND SENIOR SECONDARY EDUCATION	-	300,000.00	- 300,000.00
-	MINISTRY OF TERTIARY AND NON-FORMAL EDUCATION	160,509,150.00	-	-
-	MINISTRY OF HEALTH, SOCIAL DEVELOPMENT & WOMEN AFFAIRS	-	-	-
-	MINISTRY OF SPORTS	100,000.00	10,000.00	90,000.00
-	MINISTRY OF PUBLIC SAFETY	-	5,500,000.00	- 5,500,000.00
-	MINISTRY OF TALENT & YOUTH DEVELOPMENT	-	2,500.00	- 2,500.00
-	<b>TOTAL SOCIAL SERVICE SECTOR</b>	<b>304,020,900.00</b>	<b>5,812,500.00</b>	<b>137,699,250.00</b>





# Imo State Government of Nigeria

Report of the Accountant General and Financial Statements for the year ended 31<sup>st</sup> December, 2019

## 9a SCHEDULE OF EARNINGS FOR 2019 CONT'D

Actual 2018 =N=	DESCRIPTION	Actual 2019 =N=	Budget 2019 =N=	Variance 2019 =N=
-	OFFICE OF THE EXECUTIVE GOVERNOR	1,275,110.00	-	1,275,110.00
-	OFFICE OF THE DEPUTY GOVERNOR	-	1,027,000.00	- 1,027,000.00
-	MINISTRY OF LOCAL GOVERNMENT & RURAL DEVELOPMENT	-	-	-
-	IMO STATE PLANNING & ECONOMIC DEV. COMMISSION	1,380,000.00	-	1,380,000.00
-	IMO STATE BUREAU OF STATISTICS	-	2,075,000.00	- 2,075,000.00
-	OFFICE OF THE SECRETARY TO THE STATE GOVERNMENT	3,050.00	-	3,050.00
-	OFFICE OF THE HEAD OF SERVICE	30,900.00	-	30,900.00
-	MINISTRY OF FINANCE	-	-	-
-	BOARD OF INTERNAL REVENUE	163,445,404.13	147,168,860.00	16,276,544.13
-	MINISTRY OF JUSTICE	-	-	-
-	OFFICE OF THE AUDITOR GENERAL- STATE	-	-	-
-	OFFICE OF THE AUDITOR GENERAL- LOCAL GOVT.	-	-	-
-	CIVIL SERVICE COMMISSION	-	-	-
-	JUDICIARY- HIGH COURT	-	-	-
-	JUDICIARY- CUSTOMARY COURT OF APPEAL	-	-	-
-	JUDICIAL SERVICE COMMISSION	-	750,000.00	- 750,000.00
-	LOCAL GOVERNMENT SERVICE COMMISSION	-	-	-
-	LEGISLATURE	-	-	-
-	HOUSE OF ASSEMBLY SERVICE COMMISSION	-	614,000.00	- 614,000.00
-	IMO STATE INDEPENDENT ELECTORAL COMMISSION	-	-	-
-	MIN. OF COMMUNITY GOVT. COUNCIL, CULTURE AND CHIEFTANCY AFFAIRS	-	-	-
-	MINISTRY OF INTERNAL RESOURCRS & PENSIONS	-	-	-
-	<b>TOTAL GENERAL ADMINISTRATION-c</b>	<b>166,134,464.13</b>	<b>151,634,860.00</b>	<b>14,499,604.13</b>
-	<b>GRAND TOTAL a+b+c</b>	<b>671,468,236.73</b>	<b>767,152,360.00</b>	<b>- 256,193,273.27</b>



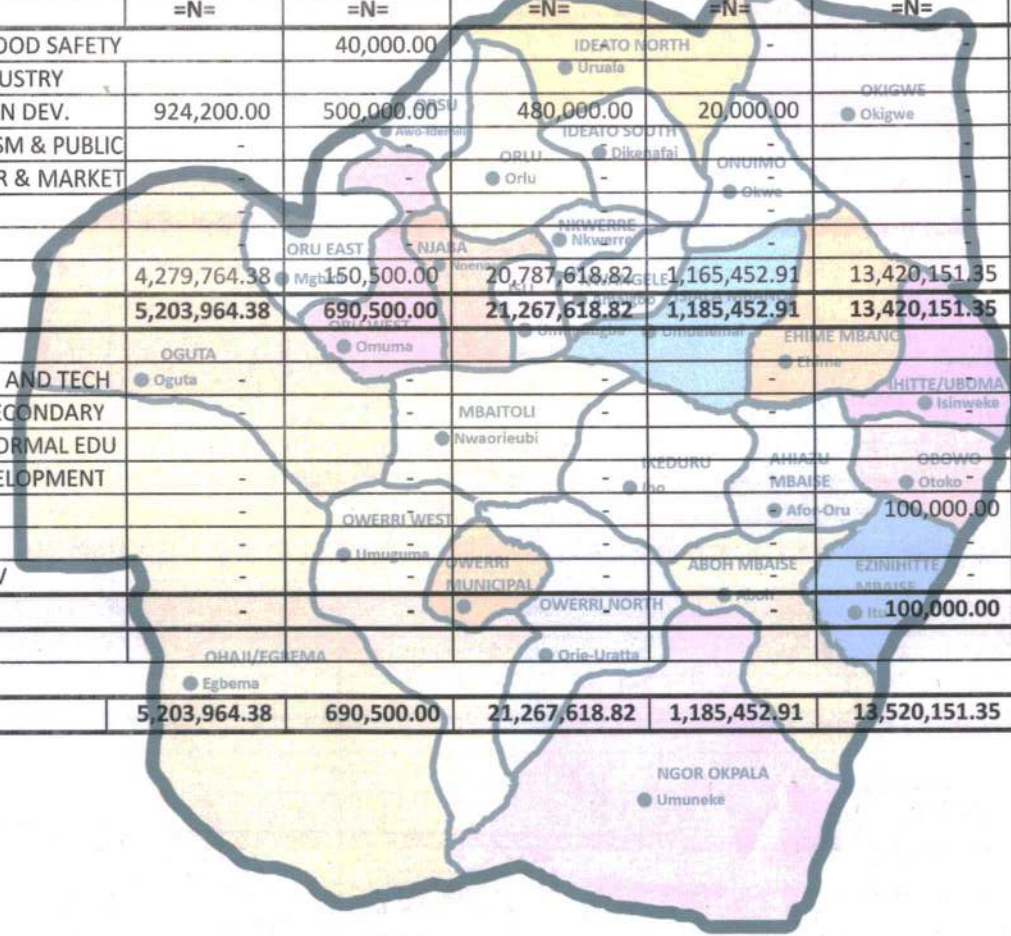


# Imo State Government of Nigeria

Report of the Accountant General and Financial Statements for the year ended 31<sup>st</sup> December, 2019

## 9b MONTHLY SCHEDULE OF EARNINGS FOR 2019

DESCRIPTION	JANUARY =N=	FEBRUARY =N=	MARCH =N=	APRIL =N=	MAY =N=	JUNE =N=	SUB TOTAL C/F =N=
MINISTRY OF AGRICULTURE AND FOOD SAFETY		40,000.00				-	40,000.00
MINISTRY OF COMMERCE AND INDUSTRY							-
BUREAU OF LAND, SURVEY & URBAN DEV.	924,200.00	500,000.00	480,000.00	20,000.00		857,997.14	2,782,197.14
MINISTRY OF INFORMATION, TOURISM & PUBLIC	-						-
MINISTRY OF NON-FORMAL SECTOR & MARKET							-
MINISTRY OF HOUSING							-
MINISTRY OF WORKS							-
MINISTRY OF TRANSPORT	4,279,764.38	150,500.00	20,787,618.82	1,165,452.91	13,420,151.35	31,420,735.13	71,224,222.59
<b>TOTAL ECONOMIC SECTOR</b>	<b>5,203,964.38</b>	<b>690,500.00</b>	<b>21,267,618.82</b>	<b>1,185,452.91</b>	<b>13,420,151.35</b>	<b>32,278,732.27</b>	<b>74,046,419.73</b>
MINISTRY OF EDUCATION, SCIENCE AND TECH							-
MINISTRY OF BASIC AND SENIOR SECONDARY							-
MINISTRY OF TERTIARY AND NON-FORMAL EDU							-
MINISTRY OF HEALTH, SOCIAL DEVELOPMENT							-
MINISTRY OF SPORTS							-
MINISTRY OF PUBLIC SAFETY							-
MINISTRY OF TALENT & YOUTH DEV							-
<b>TOTAL SOCIAL SERVICE SECTOR</b>					100,000.00		100,000.00
<b>SUB TOTAL</b>	<b>5,203,964.38</b>	<b>690,500.00</b>	<b>21,267,618.82</b>	<b>1,185,452.91</b>	<b>13,520,151.35</b>	<b>32,278,732.27</b>	<b>74,146,419.73</b>







# Imo State Government of Nigeria

Report of the Accountant General and Financial Statements for the year ended 31<sup>st</sup> December, 2019

## 9b MONTHLY SCHEDULE OF EARNINGS FOR 2019 CONT'D

DESCRIPTION	JANUARY =N=	FEBRUARY =N=	MARCH =N=	APRIL =N=	MAY =N=	JUNE =N=	SUB TOTAL C/F =N=
OFFICE OF THE EXECUTIVE GOVERNOR	-	-	-	-	-	-	-
OFFICE OF THE DEPUTY GOVERNOR	-	-	-	-	-	-	-
MINISTRY OF LOCAL GOVERNMENT & RURAL	-	-	-	-	-	-	-
IMO STATE PLANNING & ECONOMIC DEV. COMM	-	-	-	-	-	-	-
OFFICE OF THE SECRETARY TO THE STATE GOV	-	1,350.00	-	-	-	-	1,350.00
OFFICE OF THE HEAD OF SERVICE	-	20,600.00	-	-	-	-	20,600.00
MINISTRY OF FINANCE	-	-	-	-	-	-	-
BOARD OF INTERNAL REVENUE	19,382,002.30	952,919.83	24,091,219.64	3,001,601.76	32,550,907.29	9,335,965.72	89,314,616.54
MINISTRY OF JUSTICE	-	-	-	-	-	-	-
OFFICE OF THE AUDITOR GENERAL- STATE	-	-	-	-	-	-	-
OFFICE OF THE AUDITOR GENERAL- LOCAL GOVT	-	-	-	-	-	-	-
CIVIL SERVICE COMMISSION	-	-	-	-	-	-	-
JUDICIARY- HIGH COURT	-	-	-	-	-	-	-
JUDICIARY- CUSTOMARY COURT OF APPEAL	-	-	-	-	-	-	-
JUDICIAL SERVICE COMMISSION	-	-	-	-	-	-	-
LOCAL GOVERNMENT SERVICE COMMISSION	-	-	-	-	-	-	-
LEGISLATURE	-	-	-	-	-	-	-
HOUSE OF ASSEMBLY SERVICE COMMISSION	-	-	-	-	-	-	-
IMO STATE INDEPENDENT ELECTORAL COMM	-	-	-	-	-	-	-
MIN. OF COMMUNITY GOVT. COUNCIL, CULT	-	-	-	-	-	-	-
MINISTRY OF INTERNAL RESOURCRS & PENSIO	-	-	-	-	-	-	-
<b>TOTAL GENERAL ADMINISTRATION</b>	<b>19,382,002.30</b>	<b>974,869.83</b>	<b>24,091,219.64</b>	<b>3,001,601.76</b>	<b>32,550,907.29</b>	<b>9,335,965.72</b>	<b>89,336,566.54</b>
<b>GRAND TOTAL</b>	<b>24,585,966.68</b>	<b>1,665,369.83</b>	<b>45,358,838.46</b>	<b>4,187,054.67</b>	<b>46,071,058.64</b>	<b>41,614,697.99</b>	<b>163,482,986.27</b>





# Imo State Government of Nigeria

Report of the Accountant General and Financial Statements for the year ended 31<sup>st</sup> December, 2019

## 9b MONTHLY SCHEDULE OF EARNINGS FOR 2019

DESCRIPTION	SUB TOTAL B/F =N=	JULY =N=	AUGUST =N=	SEPTEMBER =N=	OCTOBER =N=	NOVEMBER =N=	DECEMBER =N=	TOTAL =N=
MINISTRY OF AGRICULTURE AND FOOD S	40,000.00	20,000.00	150,000.00					210,000.00
MINISTRY OF COMMERCE AND INDUSTR	-							-
BUREAU OF LAND, SURVEY & URBAN DEV	2,782,197.14	300,000.00	8,700,000.00	1,655,500.00		70,000.00		13,507,697.14
MINISTRY OF INFORMATION, TOURISM &	-							-
MINISTRY OF NON-FORMAL SECTOR & M	-							-
MINISTRY OF HOUSING	-							-
MINISTRY OF WORKS	-							-
MINISTRY OF TRANSPORT	71,224,222.59	10,300,000.00	97,614,631.72	8,456,321.15				187,595,175.46
<b>TOTAL ECONOMIC SECTOR -a</b>	<b>74,046,419.73</b>	<b>10,620,000.00</b>	<b>106,464,631.72</b>	<b>10,111,821.15</b>		<b>70,000.00</b>		<b>201,312,872.60</b>
MINISTRY OF EDUCATION, SCI ANDTECH	-						143,411,750.00	143,411,750.00
MINISTRY OF BASIC AND SENIOR SECONDARY EDU	-							-
MINISTRY OF TERTIARY AND NON-FORMAL EDU	-					160,509,150		160,509,150.00
MINISTRY OF HEALTH, SOCIAL DEV	-							-
MINISTRY OF SPORTS	100,000.00							100,000.00
MINISTRY OF PUBLIC SAFETY	-							-
MINISTRY OF TALENT & YOUTH DEV	-							-
<b>TOTAL SOCIAL SERVICE SECTOR- b</b>	<b>100,000.00</b>					<b>160,509,150</b>	<b>143,411,750.00</b>	<b>304,020,900.00</b>





# Imo State Government of Nigeria

Report of the Accountant General and Financial Statements for the year ended 31<sup>st</sup> December, 2019

## 9b MONTHLY SCHEDULE OF EARNINGS FOR 2019 CONT'D

DESCRIPTION	SUB TOTAL B/F	JULY	AUGUST	SEPTEMBER	OCTOBER	NOVEMBER	DECEMBER	TOTAL
	=N=	=N=	=N=	=N=	=N=	=N=	=N=	=N=
OFFICE OF THE EXECUTIVE GOVERNOR	-	-	-	-	-	-	1,275,110.00	1,275,110.00
OFFICE OF THE DEPUTY GOVERNOR	-	-	-	-	-	-	-	-
MINISTRY OF LOCAL GOVERNMENT & RURAL DEVELOPMENT	-	-	-	-	-	-	-	-
IMO STATE PLANNING & ECONOMIC DEVELOPMENT	-	-	-	-	1,380,000.00	-	-	1,380,000.00
OFFICE OF THE SECRETARY TO THE STATE GOVERNMENT	1,350.00	1,700.00	-	-	-	-	-	3,050.00
OFFICE OF THE HEAD OF SERVICE	20,600.00	10,300.00	-	-	-	-	-	30,900.00
MINISTRY OF FINANCE	-	-	-	-	-	-	-	-
BOARD OF INTERNAL REVENUE	89,314,616.54	10,920,563.01	35,489,312.25	27,720,912.33	-	-	-	163,445,404.13
MINISTRY OF JUSTICE	-	-	-	-	-	-	-	-
OFFICE OF THE AUDITOR GENERAL- STATE	-	-	-	-	-	-	-	-
OFFICE OF THE AUDITOR GENERAL- LOCAL GOVERNMENT	-	-	-	-	-	-	-	-
CIVIL SERVICE COMMISSION	-	-	-	-	-	-	-	-
JUDICIARY- HIGH COURT	-	-	-	-	-	-	-	-
JUDICIARY- CUSTOMARY COURT OF APPEALS	-	-	-	-	-	-	-	-
JUDICIAL SERVICE COMMISSION	-	-	-	-	-	-	-	-
LOCAL GOVERNMENT SERVICE COMMISSION	-	-	-	-	-	-	-	-
LEGISLATURE	-	-	-	-	-	-	-	-
HOUSE OF ASSEMBLY SERVICE COMMISSION	-	-	-	-	-	-	-	-
IMO STATE INDEPENDENT ELECTORAL COMMISSION	-	-	-	-	-	-	-	-
MIN. OF COMMUNITY GOVT. COUNCIL, COMMUNITY DEVELOPMENT & SOCIAL SERVICES	-	-	-	-	-	-	-	-
MINISTRY OF INTERNAL RESOURCES & POWER	-	-	-	-	-	-	-	-
<b>TOTAL GENERAL ADMINISTRATION</b>	<b>89,336,566.54</b>	<b>10,932,563.01</b>	<b>35,489,312.25</b>	<b>27,720,912.33</b>	<b>1,380,000.00</b>	<b>-</b>	<b>1,275,110.00</b>	<b>166,134,464.13</b>
<b>GRAND TOTAL</b>	<b>163,482,986.27</b>	<b>21,552,563.01</b>	<b>141,953,943.97</b>	<b>37,832,733.48</b>	<b>1,380,000.00</b>	<b>160,579,150.00</b>	<b>144,686,860.00</b>	<b>671,468,236.73</b>





# Imo State Government of Nigeria

Report of the Accountant General and Financial Statements for the year ended 31<sup>st</sup> December, 2019

## 10a SCHEDULE OF RENT ON GOVERNMENT BUILDINGS FOR 2019

Actual 2018 =N=	DESCRIPTION	Actual 2019 =N=	Budget 2019 =N=	Variance 2019 =N=
-	MINISTRY OF AGRICULTURE AND FOOD SAFETY	55,000.00	12,000,000.00	- 11,945,000.00
-	MINISTRY OF COMMERCE AND INDUSTRY	-	-	-
-	BUREAU OF LAND SURVEY & URBAN DEV.	216,242,372.99	52,000,000.00	164,242,372.99
-	MINISTRY OF INFORMATION, TOURISM & PUBLIC UTILITIES	-	-	-
-	MINISTRY OF NON-FORMAL SECTOR & MARKET DEVELOPMENT	-	-	-
-	MINISTRY OF HOUSING	1,212,531,512.00	-	- 1,212,531,512.00
-	MINISTRY OF WORKS	-	-	-
-	MINISTRY OF TRANSPORT	-	-	-
-	<b>TOTAL ECONOMIC SECTOR -a</b>	<b>216,297,372.99</b>	<b>1,276,531,512.00</b>	<b>- 1,060,234,139.01</b>
-	MINISTRY OF EDUCATION, SCIENCE AND TECHNOLOGY	-	-	-
-	MINISTRY OF BASIC AND SENIOR SECONDARY EDUCATION	-	-	-
-	MINISTRY OF HEALTH, SOCIAL DEVELOPMENT & WOMEN AFFA	-	-	-
-	MINISTRY OF SPORTS	20,000.00	-	20,000.00
-	MINISTRY OF PUBLIC SAFETY	-	-	-
-	MINISTRY OF TALENT & YOUTH DEVELOPMENT	-	-	-
-	<b>TOTAL SOCIAL SERVICE SECTOR -b</b>	<b>20,000.00</b>	<b>-</b>	<b>20,000.00</b>





# Imo State Government of Nigeria

Report of the Accountant General and Financial Statements for the year ended 31<sup>st</sup> December, 2019

## 10a SCHEDULE OF RENT OF GOVERNMENT BUILDINGS FOR 2019

Actual 2018 =N=	DESCRIPTION	Actual 2019 =N=	Budget 2019 =N=	Variance 2019 =N=
-	OFFICE OF THE EXECUTIVE GOVERNOR			
-	OFFICE OF THE DEPUTY GOVERNOR			
-	MINISTRY OF LOCAL GOVERNMENT & RURAL DEVELOPMENT			
-	IMO STATE PLANNING & ECONOMIC DEV. COMMISSION			
-	OFFICE OF THE SECRETARY TO THE STATE GOVERNMENT			
-	OFFICE OF THE HEAD OF SERVICE			
-	MINISTRY OF FINANCE			
-	BOARD OF INTERNAL REVENUE			
-	MINISTRY OF JUSTICE			
-	OFFICE OF THE AUDITOR GENERAL- STATE			
-	OFFICE OF THE AUDITOR GENERAL- LOCAL GOVT.			
-	CIVIL SERVICE COMMISSION			
-	JUDICIARY- HIGH COURT			
-	JUDICIARY- CUSTOMARY COURT OF APPEAL			
-	JUDICIAL SERVICE COMMISSION			
-	LOCAL GOVERNMENT SERVICE COMMISSION			
-	LEGISLATURE			
-	HOUSE OF ASSEMBLY SERVICE COMMISSION			
-	IMO STATE INDEPENDENT ELECTORAL COMMISSION			
-	MIN. OF COMMUNITY GOVT. COUNCIL, CULTURE AND CHIEFTANCY A			
-	MINISTRY OF INTERNAL RESOURCRS & PENSIONS			
-	<b>TOTAL GENERAL ADMINISTRATION -c</b>			
-	<b>GRAND TOTAL</b>	<b>216,317,372.99</b>	<b>1,276,531,512.00</b>	<b>- 1,060,214,139.01</b>





# Imo State Government of Nigeria

Report of the Accountant General and Financial Statements for the year ended 31<sup>st</sup> December, 2019

10: MONTHLY SCHEDULE OF RENT OF GOVERNMENT BUILDINGS FOR 2019

DESCRIPTION	JANUARY	FEBRUARY	MARCH	APRIL	MAY	JUNE	JULY	AUGUST	SEPTEMBER	OCTOBER	NOVEMBER	DECEMBER	TOTAL
	=N=	=N=	=N=	=N=	=N=	=N=	=N=	=N=	=N=	=N=	=N=	=N=	=N=
MINISTRY OF AGRICULTURE AND FOOD SAFETY	-	-	-	-	-	-	-	-	-	-	45,000.00	10,000.00	55,000.00
MINISTRY OF COMMERCE AND INDUSTRY	-	-	-	-	-	-	-	-	-	-	-	-	-
BUREAU OF LAND, SURVEY & URBAN DEV.	8,000,000.00	8,148,618.61	12,040,000.00	1,550,000.00	60,000.00	18,821,187.17	25,985,126.60	56,714,679.32	84,503,293.29	-	-	419,468.00	216,242,372.99
MINISTRY OF INFORMATION, TOURISM & PUBLIC UTILITIES	-	-	-	-	-	-	-	-	-	-	-	-	-
MINISTRY OF NON-FORMAL SECTOR & MARKET DEVELOPMENT	-	-	-	-	-	-	-	-	-	-	-	-	-
MINISTRY OF HOUSING	-	-	-	-	-	-	-	-	-	-	-	-	-
MINISTRY OF WORKS	-	-	-	-	-	-	-	-	-	-	-	-	-
MINISTRY OF TRANSPORT	-	-	-	-	-	-	-	-	-	-	-	-	-
<b>TOTAL ECONOMIC SECTOR</b>	<b>8,000,000.00</b>	<b>8,148,618.61</b>	<b>12,040,000.00</b>	<b>1,550,000.00</b>	<b>60,000.00</b>	<b>18,821,187.17</b>	<b>25,985,126.60</b>	<b>56,714,679.32</b>	<b>84,503,293.29</b>	<b>-</b>	<b>45,000.00</b>	<b>429,468.00</b>	<b>216,297,372.99</b>
MINISTRY OF EDUCATION, SCIENCE AND TECHNOLOGY	-	-	-	-	-	-	-	-	-	-	-	-	-
MINISTRY OF BASIC AND SENIOR SECONDARY EDUCATION	-	-	-	-	-	-	-	-	-	-	-	-	-
MINISTRY OF HEALTH, SOCIAL DEVELOPMENT & WOMEN AFFAIRS	-	-	-	-	-	-	-	-	-	-	20,000.00	-	20,000.00
MINISTRY OF SPORTS	-	-	-	-	-	-	-	-	-	-	-	-	-
MINISTRY OF PUBLIC SAFETY	-	-	-	-	-	-	-	-	-	-	-	-	-
MINISTRY OF TALENT & YOUTH DEVELOPMENT	-	-	-	-	-	-	-	-	-	-	20,000.00	-	20,000.00
<b>TOTAL SOCIAL SERVICE SECTOR</b>	<b>-</b>	<b>-</b>	<b>-</b>	<b>-</b>	<b>-</b>	<b>-</b>	<b>-</b>	<b>-</b>	<b>-</b>	<b>-</b>	<b>20,000.00</b>	<b>-</b>	<b>20,000.00</b>
OFFICE OF THE EXECUTIVE GOVERNOR	-	-	-	-	-	-	-	-	-	-	-	-	-
OFFICE OF THE DEPUTY GOVERNOR	-	-	-	-	-	-	-	-	-	-	-	-	-
MINISTRY OF LOCAL GOVERNMENT & RURAL DEVELOPMENT	-	-	-	-	-	-	-	-	-	-	-	-	-
IMO STATE PLANNING & ECONOMIC DEV. COMMISSION	-	-	-	-	-	-	-	-	-	-	-	-	-
OFFICE OF THE SECRETARY TO THE STATE GOVERNMENT	-	-	-	-	-	-	-	-	-	-	-	-	-
OFFICE OF THE HEAD OF SERVICE	-	-	-	-	-	-	-	-	-	-	-	-	-
MINISTRY OF FINANCE	-	-	-	-	-	-	-	-	-	-	-	-	-
BOARD OF INTERNAL REVENUE	-	-	-	-	-	-	-	-	-	-	-	-	-
MINISTRY OF JUSTICE	-	-	-	-	-	-	-	-	-	-	-	-	-
OFFICE OF THE AUDITOR GENERAL- STATE	-	-	-	-	-	-	-	-	-	-	-	-	-
OFFICE OF THE AUDITOR GENERAL- LOCAL GOVT.	-	-	-	-	-	-	-	-	-	-	-	-	-
CIVIL SERVICE COMMISSION	-	-	-	-	-	-	-	-	-	-	-	-	-
JUDICIARY- HIGH COURT	-	-	-	-	-	-	-	-	-	-	-	-	-
JUDICIARY- CUSTOMARY COURT OF APPEAL	-	-	-	-	-	-	-	-	-	-	-	-	-
JUDICIAL SERVICE COMMISSION	-	-	-	-	-	-	-	-	-	-	-	-	-
LOCAL GOVERNMENT SERVICE COMMISSION	-	-	-	-	-	-	-	-	-	-	-	-	-
LEGISLATURE	-	-	-	-	-	-	-	-	-	-	-	-	-
HOUSE OF ASSEMBLY SERVICE COMMISSION	-	-	-	-	-	-	-	-	-	-	-	-	-
IMO STATE INDEPENDENT ELECTORAL COMMISSION	-	-	-	-	-	-	-	-	-	-	-	-	-
MIN. OF COMMUNITY GOVT. COUNCIL, CULTURE AND CHIEFTANCY A	-	-	-	-	-	-	-	-	-	-	-	-	-
MINISTRY OF INTERNAL RESOURCRS & PENSIONS	-	-	-	-	-	-	-	-	-	-	-	-	-
<b>TOTAL GENERAL ADMINISTRATION</b>	<b>-</b>	<b>-</b>	<b>-</b>	<b>-</b>	<b>-</b>	<b>-</b>	<b>-</b>	<b>-</b>	<b>-</b>	<b>-</b>	<b>-</b>	<b>-</b>	<b>-</b>
<b>GRAND TOTAL</b>	<b>8,000,000.00</b>	<b>8,148,618.61</b>	<b>12,040,000.00</b>	<b>1,550,000.00</b>	<b>60,000.00</b>	<b>18,821,187.17</b>	<b>25,985,126.60</b>	<b>56,714,679.32</b>	<b>84,503,293.29</b>	<b>-</b>	<b>65,000.00</b>	<b>429,468.00</b>	<b>216,317,372.99</b>





# Imo State Government of Nigeria

Report of the Accountant General and Financial Statements for the year ended 31<sup>st</sup> December, 2019

## 11a SCHEDULE OF REPAYMENTS- GENERAL FOR 2019

Actual 2018 =N=	DESCRIPTION	Actual 2019 =N=	Budget 2019 =N=	Variance 2019 =N=
-	MINISTRY OF AGRICULTURE AND ENVIROMENT	-	-	-
-	MINISTRY OF COMMERCE AND INDUSTRY	-	-	-
-	MINISTRY OF LAND, SURVEY/ HOUSING & URBAN DEV.	-	-	-
-	MINISTRY OF INFORMATION, TOURISM & PUBLIC UTILITIES	-	-	-
-	MINISTRY OF NON-FORMAL SECTOR & MARKET DEVELOPMENT	-	-	-
-	MINISTRY OF WORKS AND TRANSPORT	-	-	-
-	<b>TOTAL ECONOMIC SECTOR</b>	-	-	-
-	MINISTRY OF EDUCATION, SCIENCE AND TECHNOLOGY	-	-	-
-	MINISTRY OF HEALTH, SOCIAL DEVELOPMENT & WOMEN AFFAIRS	-	-	-
-	MINISTRY OF YOUTH, SPORTS AND PUBLIC SAFETY	-	-	-
-	<b>TOTAL SOCIAL SERVICE SECTOR</b>	-	-	-





# Imo State Government of Nigeria

Report of the Accountant General and Financial Statements for the year ended 31<sup>st</sup> December, 2019

## 11a SCHEDULE OF REPAYMENTS- GENERAL FOR 2019 CONT'D

Actual	DESCRIPTION	Actual	Budget	Variance
2018		2019	2019	2019
=N=		=N=	=N=	=N=
-	OFFICE OF THE EXECUTIVE GOVERNOR	-	-	-
-	OFFICE OF THE DEPUTY GOVERNOR	-	-	-
-	MINISTRY OF LOCAL GOVERNMENT & RURAL DEVELOPMENT	-	-	-
-	IMO STATE PLANNING & ECONOMIC DEV. COMMISSION	-	-	-
-	OFFICE OF THE SECRETARY TO THE STATE GOVERNMENT	-	-	-
-	OFFICE OF THE HEAD OF SERVICE	-	-	-
-	MINISTRY OF FINANCE	-	5,000,000.00	- 5,000,000.00
-	BOARD OF INTERNAL REVENUE	-	-	-
-	MINISTRY OF JUSTICE	-	-	-
-	OFFICE OF THE AUDITOR GENERAL- STATE	-	-	-
-	OFFICE OF THE AUDITOR GENERAL- LOCAL GOVT.	-	-	-
-	CIVIL SERVICE COMMISSION	-	-	-
-	JUDICIARY- HIGH COURT	-	-	-
-	JUDICIARY- CUSTOMARY COURT OF APPEAL	-	-	-
-	JUDICIAL SERVICE COMMISSION	-	-	-
-	LOCAL GOVERNMENT SERVICE COMMISSION	-	-	-
-	LEGISLATURE	-	-	-
-	HOUSE OF ASSEMBLY SERVICE COMMISSION	-	-	-
-	IMO STATE INDEPENDENT ELECTORAL COMMISSION	-	-	-
-	MIN. OF COMMUNITY GOVT. COUNCIL, CULTURE AND CHIEFTANCY A	-	-	-
-	MINISTRY OF INTERNAL RESOURCRS & PENSIONS	-	-	-
-	<b>TOTAL GENERAL ADMINISTRATION</b>	-	<b>5,000,000.00</b>	<b>- 5,000,000.00</b>
-	<b>GRAND TOTAL</b>		<b>5,000,000.00</b>	<b>- 5,000,000.00</b>







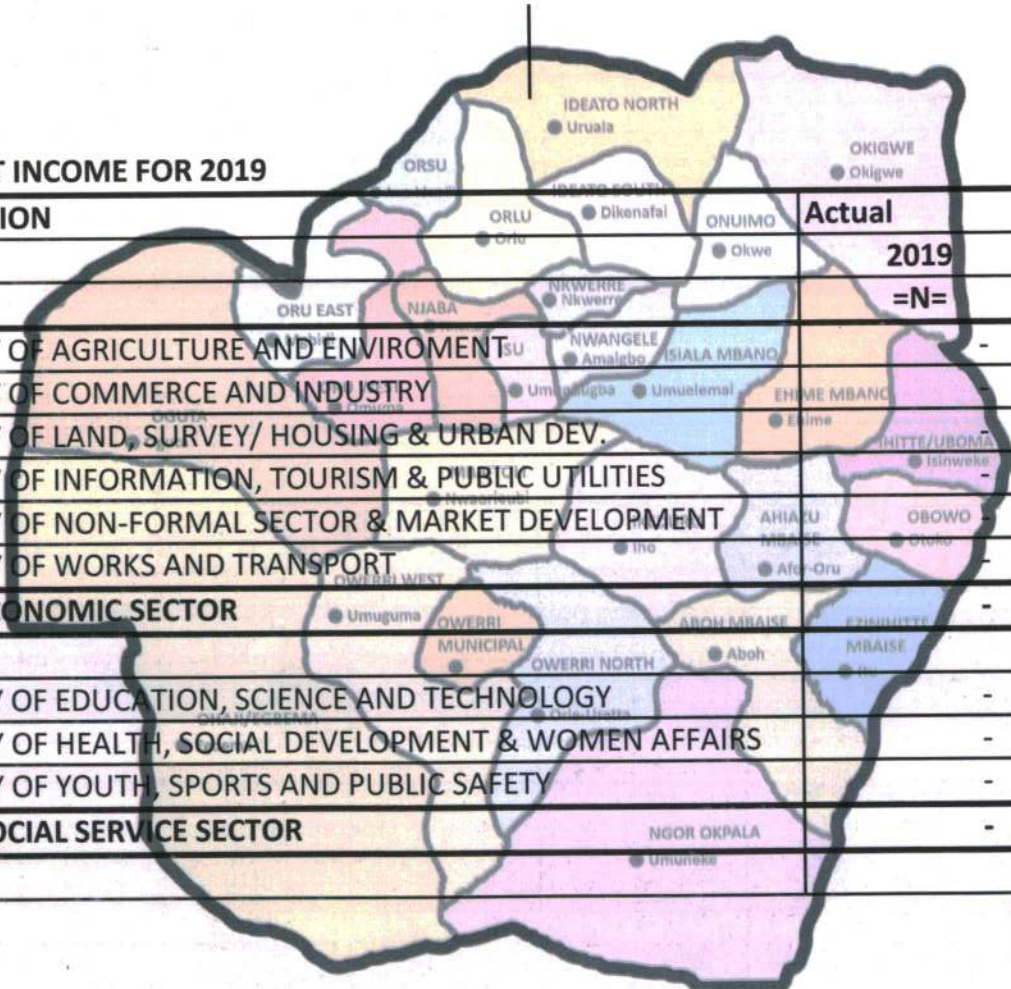


# Imo State Government of Nigeria

Report of the Accountant General and Financial Statements for the year ended 31<sup>st</sup> December, 2019

12a SCHEDULE OF INVESTMENT INCOME FOR 2019

Actual	DESCRIPTION	Actual	Budget	Variance
2018		2019	2019	2019
=N=		=N=	=N=	=N=
-	MINISTRY OF AGRICULTURE AND ENVIROMENT	-	-	-
-	MINISTRY OF COMMERCE AND INDUSTRY	-	-	-
-	MINISTRY OF LAND, SURVEY/ HOUSING & URBAN DEV.	-	-	-
-	MINISTRY OF INFORMATION, TOURISM & PUBLIC UTILITIES	-	-	-
-	MINISTRY OF NON-FORMAL SECTOR & MARKET DEVELOPMENT	-	-	-
-	MINISTRY OF WORKS AND TRANSPORT	-	-	-
-	<b>TOTAL ECONOMIC SECTOR</b>	-	-	-
-	MINISTRY OF EDUCATION, SCIENCE AND TECHNOLOGY	-	-	-
-	MINISTRY OF HEALTH, SOCIAL DEVELOPMENT & WOMEN AFFAIRS	-	-	-
-	MINISTRY OF YOUTH, SPORTS AND PUBLIC SAFETY	-	-	-
-	<b>TOTAL SOCIAL SERVICE SECTOR</b>	-	-	-







# Imo State Government of Nigeria

Report of the Accountant General and Financial Statements for the year ended 31<sup>st</sup> December, 2019

## 12a SCHEDULE OF INVESTMENT INCOME FOR 2019

Actual 2018 =N=	DESCRIPTION	Actual 2019 =N=	Budget 2019 =N=	Variance 2019 =N=
-	OFFICE OF THE EXECUTIVE GOVERNOR	-	-	-
-	OFFICE OF THE DEPUTY GOVERNOR	-	-	-
-	MINISTRY OF LOCAL GOVERNMENT & RURAL DEVELOPMENT	-	-	-
-	IMO STATE PLANNING & ECONOMIC DEV. COMMISSION	-	-	-
-	OFFICE OF THE SECRETARY TO THE STATE GOVERNMENT	-	-	-
-	OFFICE OF THE HEAD OF SERVICE	-	-	-
25,319,867.04	MINISTRY OF FINANCE	29,093,062.55	-	29,093,062.55
-	BOARD OF INTERNAL REVENUE	-	-	-
-	MINISTRY OF JUSTICE	-	-	-
-	OFFICE OF THE AUDITOR GENERAL- STATE	-	-	-
-	OFFICE OF THE AUDITOR GENERAL- LOCAL GOVT.	-	-	-
-	CIVIL SERVICE COMMISSION	-	-	-
-	JUDICIARY- HIGH COURT	-	-	-
-	JUDICIARY- CUSTOMARY COURT OF APPEAL	-	-	-
-	JUDICIAL SERVICE COMMISSION	-	-	-
-	LOCAL GOVERNMENT SERVICE COMMISSION	-	-	-
-	LEGISLATURE	-	-	-
-	HOUSE OF ASSEMBLY SERVICE COMMISSION	-	-	-
-	IMO STATE INDEPENDENT ELECTORAL COMMISSION	-	-	-
-	MIN. OF COMMUNITY GOVT. COUNCIL, CULTURE AND CHIEFTANCY A	-	-	-
-	MINISTRY OF INTERNAL RESOURCRS & PENSIONS	-	-	-
25,319,867.04	<b>TOTAL GENERAL ADMINISTRATION</b>	29,093,062.55	-	29,093,062.55
25,319,867.04	<b>GRAND TOTAL</b>	29,093,062.55	-	29,093,062.55





# Imo State Government of Nigeria

Report of the Accountant General and Financial Statements for the year ended 31<sup>st</sup> December, 2019

12b MONTHLY SCHEDULE OF INVESTMENT INCOME FOR 2019

DESCRIPTION	JANUARY	FEBRUAR	MARCH	APRIL	MAY	JUNE	JULY	AUGUST	SEPTEMBER	OCTOBER	NOVEMBER	DECEMBER	TOTAL
	=N=	=N=	=N=	=N=	=N=	=N=	=N=	=N=	=N=	=N=	=N=	=N=	=N=
MINISTRY OF AGRICULTURE AND ENVIROMENT	-	-	-	-	-	-	-	-	-	-	-	-	-
MINISTRY OF COMMERCE AND INDUSTRY	-	-	-	-	-	-	-	-	-	-	-	-	-
MINISTRY OF LAND, SURVEY/ HOUSING & URBAN DEV.	-	-	-	-	-	-	-	-	-	-	-	-	-
MINISTRY OF INFORMATION, TOURISM & PUBLIC UTILITIES	-	-	-	-	-	-	-	-	-	-	-	-	-
MINISTRY OF NON-FORMAL SECTOR & MARKET DEVELOPMENT	-	-	-	-	-	-	-	-	-	-	-	-	-
MINISTRY OF WORKS AND TRANSPORT	-	-	-	-	-	-	-	-	-	-	-	-	-
<b>TOTAL ECONOMIC SECTOR</b>	-	-	-	-	-	-	-	-	-	-	-	-	-
MINISTRY OF EDUCATION, SCIENCE AND TECHNOLOGY	-	-	-	-	-	-	-	-	-	-	-	-	-
MINISTRY OF HEALTH, SOCIAL DEVELOPMENT & WOMEN AFFAIRS	-	-	-	-	-	-	-	-	-	-	-	-	-
MINISTRY OF YOUTH, SPORTS AND PUBLIC SAFETY	-	-	-	-	-	-	-	-	-	-	-	-	-
<b>TOTAL SOCIAL SERVICE SECTOR</b>	-	-	-	-	-	-	-	-	-	-	-	-	-
OFFICE OF THE EXECUTIVE GOVERNOR	-	-	-	-	-	-	-	-	-	-	-	-	-
OFFICE OF THE DEPUTY GOVERNOR	-	-	-	-	-	-	-	-	-	-	-	-	-
MINISTRY OF LOCAL GOVERNMENT & RURAL DEVELOPMENT	-	-	-	-	-	-	-	-	-	-	-	-	-
IMO STATE PLANNING & ECONOMIC DEV. COMMISSION	-	-	-	-	-	-	-	-	-	-	-	-	-
OFFICE OF THE SECRETARY TO THE STATE GOVERNMENT	-	-	-	-	-	-	-	-	-	-	-	-	-
OFFICE OF THE HEAD OF SERVICE	-	-	-	-	-	-	-	-	-	-	-	-	-
MINISTRY OF FINANCE	-	-	8,245,242.90	3,414,027.15	990,092.43	869,534.35	-	-	12,399,219.75	3,137,100.98	-	37,845.00	29,093,062.55
BOARD OF INTERNAL REVENUE	-	-	-	-	-	-	-	-	-	-	-	-	-
MINISTRY OF JUSTICE	-	-	-	-	-	-	-	-	-	-	-	-	-
OFFICE OF THE AUDITOR GENERAL- STATE	-	-	-	-	-	-	-	-	-	-	-	-	-
OFFICE OF THE AUDITOR GENERAL- LOCAL GOVT.	-	-	-	-	-	-	-	-	-	-	-	-	-
CIVIL SERVICE COMMISSION	-	-	-	-	-	-	-	-	-	-	-	-	-
JUDICIARY- HIGH COURT	-	-	-	-	-	-	-	-	-	-	-	-	-
JUDICIARY- CUSTOMARY COURT OF APPEAL	-	-	-	-	-	-	-	-	-	-	-	-	-
JUDICIAL SERVICE COMMISSION	-	-	-	-	-	-	-	-	-	-	-	-	-
LOCAL GOVERNMENT SERVICE COMMISSION	-	-	-	-	-	-	-	-	-	-	-	-	-
LEGISLATURE	-	-	-	-	-	-	-	-	-	-	-	-	-
HOUSE OF ASSEMBLY SERVICE COMMISSION	-	-	-	-	-	-	-	-	-	-	-	-	-
IMO STATE INDEPENDENT ELECTORAL COMMISSION	-	-	-	-	-	-	-	-	-	-	-	-	-
MIN. OF COMMUNITY GOVT. COUNCIL, CULTURE AND CHIEFTANCY AFF	-	-	-	-	-	-	-	-	-	-	-	-	-
MINISTRY OF INTERNAL RESOURCRS & PENSIONS	-	-	-	-	-	-	-	-	-	-	-	-	-
<b>TOTAL GENERAL ADMINISTRATION</b>	-	-	8,245,242.90	3,414,027.15	990,092.43	869,534.35	-	-	12,399,219.75	3,137,100.98	-	37,845.00	29,093,062.55
<b>GRAND TOTAL</b>	-	-	8,245,242.90	3,414,027.15	990,092.43	869,534.35	-	-	12,399,219.75	3,137,100.98	-	37,845.00	29,093,062.55





# Imo State Government of Nigeria

Report of the Accountant General and Financial Statements for the year ended 31<sup>st</sup> December, 2019

13a SCHEDULE OF INTEREST EARNED FOR 2019

Actual 2018 =N=	DESCRIPTION	Actual 2019 =N=	Budget 2019 =N=	Variance 2019 =N=
-	MINISTRY OF AGRICULTURE AND ENVIROMENT	-	-	-
-	MINISTRY OF COMMERCE AND INDUSTRY	-	-	-
-	MINISTRY OF LAND, SURVEY/ HOUSING & URBAN DEV.	-	-	-
-	MINISTRY OF INFORMATION, TOURISM & PUBLIC UTILITIES	-	-	-
-	MINISTRY OF NON-FORMAL SECTOR & MARKET DEVELOPMENT	-	-	-
-	MINISTRY OF WORKS AND TRANSPORT	-	-	-
-	<b>TOTAL ECONOMIC SECTOR</b>	-	-	-
-	MINISTRY OF EDUCATION, SCIENCE AND TECHNOLOGY	-	-	-
-	MINISTRY OF HEALTH, SOCIAL DEVELOPMENT & WOMEN AFFAIRS	-	-	-
-	MINISTRY OF YOUTH, SPORTS AND PUBLIC SAFETY	-	-	-
-	<b>TOTAL SOCIAL SERVICE SECTOR</b>	-	-	-
-	OFFICE OF THE EXECUTIVE GOVERNOR	-	-	-
-	OFFICE OF THE DEPUTY GOVERNOR	-	-	-
-	MINISTRY OF LOCAL GOVERNMENT & RURAL DEVELOPMENT	-	-	-
-	IMO STATE PLANNING & ECONOMIC DEV. COMMISSION	-	-	-
-	OFFICE OF THE SECRETARY TO THE STATE GOVERNMENT	-	-	-
-	OFFICE OF THE HEAD OF SERVICE	-	-	-
-	MINISTRY OF FINANCE	-	5,000,000.00	- 5,000,000.00
-	BOARD OF INTERNAL REVENUE	-	-	-
-	MINISTRY OF JUSTICE	-	-	-
-	OFFICE OF THE AUDITOR GENERAL- STATE	-	-	-
-	OFFICE OF THE AUDITOR GENERAL- LOCAL GOVT.	-	-	-
-	CIVIL SERVICE COMMISSION	-	-	-
-	JUDICIARY- HIGH COURT	-	-	-
-	JUDICIARY- CUSTOMARY COURT OF APPEAL	-	-	-
-	JUDICIAL SERVICE COMMISSION	-	-	-
-	LOCAL GOVERNMENT SERVICE COMMISSION	-	-	-
-	LEGISLATURE	-	-	-
-	HOUSE OF ASSEMBLY SERVICE COMMISSION	-	-	-
-	IMO STATE INDEPENDENT ELECTORAL COMMISSION	-	-	-
-	MIN. OF COMMUNITY GOVT. COUNCIL, CULTURE AND CHIEFTANCY	-	-	-
-	MINISTRY OF INTERNAL RESOURCRS & PENSIONS	-	-	-
-	<b>TOTAL GENERAL ADMINISTRATION</b>	-	<b>5,000,000.00</b>	<b>- 5,000,000.00</b>
-	<b>GRAND TOTAL</b>	-	<b>5,000,000.00</b>	<b>- 5,000,000.00</b>





# Imo State Government of Nigeria

Report of the Accountant General and Financial Statements for the year ended 31<sup>st</sup> December, 2019

13b MONTHLY SCHEDULE OF INTEREST EARNED FOR 2019

DESCRIPTION	JANUARY	FEBRUARY	MARCH	APRIL	MAY	JUNE	JULY	AUGUST	SEPTEMBER	OCTOBER	NOVEMBER	DECEMBER	TOTAL
	=N=	=N=	=N=	=N=	=N=	=N=	=N=	=N=	=N=	=N=	=N=	=N=	=N=
MINISTRY OF AGRICULTURE AND ENVIROMENT	-	-	-	-	-	-	-	-	-	-	-	-	-
MINISTRY OF COMMERCE AND INDUSTRY	-	-	-	-	-	-	-	-	-	-	-	-	-
MINISTRY OF LAND, SURVEY/ HOUSING & URBAN DEV.	-	-	-	-	-	-	-	-	-	-	-	-	-
MINISTRY OF INFORMATION, TOURISM & PUBLIC UTILITIES	-	-	-	-	-	-	-	-	-	-	-	-	-
MINISTRY OF NON-FORMAL SECTOR & MARKET DEVELOPMENT	-	-	-	-	-	-	-	-	-	-	-	-	-
MINISTRY OF WORKS AND TRANSPORT	-	-	-	-	-	-	-	-	-	-	-	-	-
<b>TOTAL ECONOMIC SECTOR</b>	-	-	-	-	-	-	-	-	-	-	-	-	-
MINISTRY OF EDUCATION, SCIENCE AND TECHNOLOGY	-	-	-	-	-	-	-	-	-	-	-	-	-
MINISTRY OF HEALTH, SOCIAL DEVELOPMENT & WOMEN AFFAIRS	-	-	-	-	-	-	-	-	-	-	-	-	-
MINISTRY OF YOUTH, SPORTS AND PUBLIC SAFETY	-	-	-	-	-	-	-	-	-	-	-	-	-
<b>TOTAL SOCIAL SERVICE SECTOR</b>	-	-	-	-	-	-	-	-	-	-	-	-	-
OFFICE OF THE EXECUTIVE GOVERNOR	-	-	-	-	-	-	-	-	-	-	-	-	-
OFFICE OF THE DEPUTY GOVERNOR	-	-	-	-	-	-	-	-	-	-	-	-	-
MINISTRY OF LOCAL GOVERNMENT & RURAL DEVELOPMENT	-	-	-	-	-	-	-	-	-	-	-	-	-
IMO STATE PLANNING & ECONOMIC DEV. COMMISSION	-	-	-	-	-	-	-	-	-	-	-	-	-
OFFICE OF THE SECRETARY TO THE STATE GOVERNMENT	-	-	-	-	-	-	-	-	-	-	-	-	-
OFFICE OF THE HEAD OF SERVICE	-	-	-	-	-	-	-	-	-	-	-	-	-
MINISTRY OF FINANCE	-	-	-	-	-	-	-	-	-	-	-	-	-
BOARD OF INTERNAL REVENUE	-	-	-	-	-	-	-	-	-	-	-	-	-
MINISTRY OF JUSTICE	-	-	-	-	-	-	-	-	-	-	-	-	-
OFFICE OF THE AUDITOR GENERAL- STATE	-	-	-	-	-	-	-	-	-	-	-	-	-
OFFICE OF THE AUDITOR GENERAL- LOCAL GOVT.	-	-	-	-	-	-	-	-	-	-	-	-	-
CIVIL SERVICE COMMISSION	-	-	-	-	-	-	-	-	-	-	-	-	-
JUDICIARY- HIGH COURT	-	-	-	-	-	-	-	-	-	-	-	-	-
JUDICIARY- CUSTOMARY COURT OF APPEAL	-	-	-	-	-	-	-	-	-	-	-	-	-
JUDICIAL SERVICE COMMISSION	-	-	-	-	-	-	-	-	-	-	-	-	-
LOCAL GOVERNMENT SERVICE COMMISSION	-	-	-	-	-	-	-	-	-	-	-	-	-
LEGISLATURE	-	-	-	-	-	-	-	-	-	-	-	-	-
HOUSE OF ASSEMBLY SERVICE COMMISSION	-	-	-	-	-	-	-	-	-	-	-	-	-
IMO STATE INDEPENDENT ELECTORAL COMMISSION	-	-	-	-	-	-	-	-	-	-	-	-	-
MIN. OF COMMUNITY GOVT. COUNCIL, CULTURE AND CHIEFTANCY AFF	-	-	-	-	-	-	-	-	-	-	-	-	-
MINISTRY OF INTERNAL RESOURCRS & PENSIONS	-	-	-	-	-	-	-	-	-	-	-	-	-
<b>TOTAL GENERAL ADMINISTRATION</b>	-	-	-	-	-	-	-	-	-	-	-	-	-
<b>GRAND TOTAL</b>	-	-	-	-	-	-	-	-	-	-	-	-	-





# Imo State Government of Nigeria

Report of the Accountant General and Financial Statements for the year ended 31<sup>st</sup> December, 2019

14a SCHEDULE OF RE-IMBURSEMENT FOR 2019

Actual 2018 =N=	DESCRIPTION	Actual 2019 =N=	Budget 2019 =N=	Variance 2019 =N=
-	MINISTRY OF AGRICULTURE AND ENVIROMENT	-	-	-
-	MINISTRY OF COMMERCE AND INDUSTRY	-	-	-
-	MINISTRY OF LAND, SURVEY/ HOUSING & URBAN DEV.	-	-	-
-	MINISTRY OF INFORMATION, TOURISM & PUBLIC UTILITIES	-	-	-
-	MINISTRY OF NON-FORMAL SECTOR & MARKET DEVELOPMENT	-	-	-
-	MINISTRY OF WORKS AND TRANSPORT	-	-	-
-	TOTAL ECONOMIC SECTOR	-	-	-
-	MINISTRY OF EDUCATION, SCIENCE AND TECHNOLOGY	-	-	-
-	MINISTRY OF HEALTH/ SOCIAL DEVELOPMENT & WOMEN AFFAIRS	-	-	-
-	MINISTRY OF YOUTH, SPORTS AND PUBLIC SAFETY	-	-	-
-	TOTAL SOCIAL SERVICE SECTOR	-	-	-
-	OFFICE OF THE EXECUTIVE GOVERNOR	-	-	-
-	OFFICE OF THE DEPUTY GOVERNOR	-	-	-
-	MINISTRY OF LOCAL GOVERNMENT & RURAL DEVELOPMENT	-	-	-
-	IMO STATE PLANNING & ECONOMIC DEV. COMMISSION	-	-	-
-	OFFICE OF THE SECRETARY TO THE STATE GOVERNMENT	-	-	-
-	OFFICE OF THE HEAD OF SERVICE	-	-	-
-	MINISTRY OF FINANCE	-	-	-
-	BOARD OF INTERNAL REVENUE	-	-	-
-	MINISTRY OF JUSTICE	-	-	-
-	OFFICE OF THE AUDITOR GENERAL STATE	-	-	-
-	OFFICE OF THE AUDITOR GENERAL LOCAL GOVT.	-	-	-
-	CIVIL SERVICE COMMISSION	-	-	-
-	JUDICIARY- HIGH COURT	-	-	-
-	JUDICIARY- CUSTOMARY COURT OF APPEAL	-	-	-
-	JUDICIAL SERVICE COMMISSION	-	-	-
-	LOCAL GOVERNMENT SERVICE COMMISSION	-	-	-
-	LEGISLATURE	-	-	-
-	HOUSE OF ASSEMBLY SERVICE COMMISSION	-	-	-
-	IMO STATE INDEPENDENT ELECTORAL COMMISSION	-	-	-
-	MIN. OF COMMUNITY GOVT. COUNCIL, CULTURE AND CHIEFTANCY AFFAIRS	-	-	-
-	MINISTRY OF INTERNAL RESOURCRS & PENSIONS	-	-	-
-	TOTAL GENERAL ADMINISTRATION	-	-	-
-	GRAND TOTAL	-	-	-





# Imo State Government of Nigeria

Report of the Accountant General and Financial Statements for the year ended 31<sup>st</sup> December, 2019

14b MONTHLY SCHEDULE OF RE-IMBURSEMENT FOR 2019

DESCRIPTION	JANUARY	FEBRUARY	MARCH	APRIL	MAY	JUNE	JULY	AUGUST	SEPTEMBER	OCTOBER	NOVEMBER	DECEMBER	TOTAL
	=N=	=N=	=N=	=N=	=N=	=N=	=N=	=N=	=N=	=N=	=N=	=N=	=N=
MINISTRY OF AGRICULTURE AND ENVIROMENT	-	-	-	-	-	-	-	-	-	-	-	-	-
MINISTRY OF COMMERCE AND INDUSTRY	-	-	-	-	-	-	-	-	-	-	-	-	-
MINISTRY OF LAND, SURVEY/ HOUSING & URBAN DEV.	-	-	-	-	-	-	-	-	-	-	-	-	-
MINISTRY OF INFORMATION, TOURISM & PUBLIC UTILITIES	-	-	-	-	-	-	-	-	-	-	-	-	-
MINISTRY OF NON-FORMAL SECTOR & MARKET DEVELOPMENT	-	-	-	-	-	-	-	-	-	-	-	-	-
MINISTRY OF WORKS AND TRANSPORT	-	-	-	-	-	-	-	-	-	-	-	-	-
<b>TOTAL ECONOMIC SECTOR</b>	-	-	-	-	-	-	-	-	-	-	-	-	-
MINISTRY OF EDUCATION, SCIENCE AND TECHNOLOGY	-	-	-	-	-	-	-	-	-	-	-	-	-
MINISTRY OF HEALTH, SOCIAL DEVELOPMENT & WOMEN AFFAIRS	-	-	-	-	-	-	-	-	-	-	-	-	-
MINISTRY OF YOUTH, SPORTS AND PUBLIC SAFETY	-	-	-	-	-	-	-	-	-	-	-	-	-
<b>TOTAL SOCIAL SERVICE SECTOR</b>	-	-	-	-	-	-	-	-	-	-	-	-	-
OFFICE OF THE EXECUTIVE GOVERNOR	-	-	-	-	-	-	-	-	-	-	-	-	-
OFFICE OF THE DEPUTY GOVERNOR	-	-	-	-	-	-	-	-	-	-	-	-	-
MINISTRY OF LOCAL GOVERNMENT & RURAL DEVELOPMENT	-	-	-	-	-	-	-	-	-	-	-	-	-
IMO STATE PLANNING & ECONOMIC DEV. COMMISSION	-	-	-	-	-	-	-	-	-	-	-	-	-
OFFICE OF THE SECRETARY TO THE STATE GOVERNMENT	-	-	-	-	-	-	-	-	-	-	-	-	-
OFFICE OF THE HEAD OF SERVICE	-	-	-	-	-	-	-	-	-	-	-	-	-
MINISTRY OF FINANCE	-	-	-	-	-	-	-	-	-	-	-	-	-
BOARD OF INTERNAL REVENUE	-	-	-	-	-	-	-	-	-	-	-	-	-
MINISTRY OF JUSTICE	-	-	-	-	-	-	-	-	-	-	-	-	-
OFFICE OF THE AUDITOR GENERAL- STATE	-	-	-	-	-	-	-	-	-	-	-	-	-
OFFICE OF THE AUDITOR GENERAL- LOCAL GOVT.	-	-	-	-	-	-	-	-	-	-	-	-	-
CIVIL SERVICE COMMISSION	-	-	-	-	-	-	-	-	-	-	-	-	-
JUDICIARY- HIGH COURT	-	-	-	-	-	-	-	-	-	-	-	-	-
JUDICIARY- CUSTOMARY COURT OF APPEAL	-	-	-	-	-	-	-	-	-	-	-	-	-
JUDICIAL SERVICE COMMISSION	-	-	-	-	-	-	-	-	-	-	-	-	-
LOCAL GOVERNMENT SERVICE COMMISSION	-	-	-	-	-	-	-	-	-	-	-	-	-
LEGISLATURE	-	-	-	-	-	-	-	-	-	-	-	-	-
HOUSE OF ASSEMBLY SERVICE COMMISSION	-	-	-	-	-	-	-	-	-	-	-	-	-
IMO STATE INDEPENDENT ELECTORAL COMMISSION	-	-	-	-	-	-	-	-	-	-	-	-	-
MIN. OF COMMUNITY GOVT. COUNCIL, CULTURE AND CHIEFTANCY AFF.	-	-	-	-	-	-	-	-	-	-	-	-	-
MINISTRY OF INTERNAL RESOURCRS & PENSIONS	-	-	-	-	-	-	-	-	-	-	-	-	-
<b>TOTAL GENERAL ADMINISTRATION</b>	-	-	-	-	-	-	-	-	-	-	-	-	-
<b>GRAND TOTAL</b>	-	-	-	-	-	-	-	-	-	-	-	-	-





# Imo State Government of Nigeria

Report of the Accountant General and Financial Statements for the year ended 31<sup>st</sup> December, 2019

## 15a SCHEDULE OF PERSONNEL COSTS FOR 2019

Actual 2018 =N=	DESCRIPTION	Actual 2019 =N=	Budget 2019 =N=	Variance 2019 =N=
8,843,769.52	Ministry Of Labour Empowerment / Poverty Alleviation	17,493,094.20	36,601,057.17	19,107,962.97
261,951,955.56	Ministry Of Agriculture and Food Safety	352,647,578.24	269,347,200.81	- 83,300,377.43
151,269,914.04	Ministry Of Environment and Natural Resources	132,224,773.54	96,196,220.16	- 36,028,553.38
103,741,937.01	Ministry Of Trade and Investment	138,176,331.01	130,977,179.88	- 7,199,151.13
79,042,203.61	Ministry Of Informal Sector/ Market Development	64,697,164.32	85,676,475.18	20,979,310.86
84,852,406.84	Ministry Of Information and Orientation Agency	119,728,699.41	93,319,021.38	- 26,409,678.03
17,455,195.80	Ministry Of Tourism	48,392,419.18	59,820,042.90	11,427,623.72
135,588,827.60	Ministry Of Public Utilities	148,510,091.15	241,772,376.97	93,262,285.82
12,010,981.61	Ministry Of Rural Lands and Rural Development	26,636,411.25	42,740,009.37	16,103,598.12
193,971,812.60	Ministry Of Lands, Survey and Urban Development	199,463,015.90	138,209,400.81	- 61,253,615.09
-	Office of the surveyor general	-	51,519,578.28	51,519,578.28
33,763,436.42	Ministry Of Housing	110,797,512.29	38,571,394.44	- 72,226,117.85
161,316,792.06	Ministry Of Works	184,227,544.37	203,094,335.37	18,866,791.00
19,346,670.05	Ministry Of Transport	50,314,374.74	33,827,165.76	- 16,487,208.98
<b>1,263,155,902.72</b>	<b>Total Economic Sector</b>	<b>1,593,309,009.60</b>	<b>1,521,671,458.48</b>	<b>- 71,637,551.12</b>
150,766,868.12	Ministry Of Basic and Senior Secondary Education	189,042,359.86	6,703,947,455.85	6,514,905,095.99
32,861,217.99	Ministry Of Tertiary and Non-Formal Education	26,327,834.08	67,748,949.18	41,421,115.10
31,398,031.46	Ministry Of Science, Technical and Vocational Education	29,552,823.95	34,186,483.20	4,633,659.25
682,052,397.22	Ministry Of Health	750,895,066.35	463,444,242.96	- 287,450,823.39
-	Ministry Of Happiness and Purpose Fulfillment	-	21,538,371.48	21,538,371.48
82,906,744.21	Ministry Of Gender and Social Development	112,999,255.46	102,653,867.04	- 10,345,388.42
19,647,264.75	Ministry Of Sports	100,101,708.82	19,531,320.48	- 80,570,388.34
34,682,523.35	Ministry Of Public Safety	32,750,917.12	85,064,579.49	52,313,662.37
52,276,615.58	Ministry Of Talent and Youth Development	45,430,454.79	28,431,287.76	- 16,999,167.03
<b>1,086,591,662.68</b>	<b>Total Social Services Sector</b>	<b>1,287,100,420.43</b>	<b>7,526,546,557.44</b>	<b>6,239,446,137.01</b>





# Imo State Government of Nigeria

Report of the Accountant General and Financial Statements for the year ended 31<sup>st</sup> December, 2019

15a SCHEDULE OF PERSONNEL COSTS FOR 2019

Actual 2018 =N=	DESCRIPTION	Actual 2019 =N=	Budget 2019 =N=	Variance 2019 =N=
792,570,611.32	Office Of The Executive Governor	829,102,219.35	774,845,101.34	- 54,257,118.01
69,017,525.87	Office Of The Deputy Governor	192,244,178.31	113,568,743.91	- 78,675,434.40
59,180,618.25	Ministry Of Local Government Affairs	67,344,146.42	74,783,241.21	- 7,439,094.79
4,364,105.39	Ministry Of Inter- Government Affairs and Donor Agencies	5,607,628.65	34,277,807.79	- 28,670,179.14
29,898,522.41	Ministry Of Niger Delta	26,022,310.18	54,709,447.68	- 28,687,137.50
	Imo State Bureau of Statistics		85,258,938.96	85,258,938.96
	Ministry Of Special Duties		15,899,749.14	15,899,749.14
62,106,995.09	Ministry Of Economic Planning, Budget and Statistics		66,194,036.41	- 66,194,036.41
298,400,000.00	Imo State Planning and Economic Development commission	76,195,314.65	-	- 76,195,314.65
189,922,137.16	Office Of The Secretary To The State Government	225,877,832.87	163,358,487.75	- 62,519,345.12
13,688,354.33	Lagos Liaison Office	14,234,854.32	-	- 14,234,854.32
14,083,094.83	Abuja Liaison Office	14,954,803.48	-	- 14,954,803.48
161,453,503.96	Office Of The Head Of Service	174,300,133.26	145,956,561.39	- 28,343,571.87
171,206,176.84	Ministry Of Finance	203,137,802.95	168,832,817.37	- 34,304,985.58
39,426,199.12	Ministry Of Internal Resources & Pensions Affairs	28,768,326.18	28,254,391.92	- 513,934.26
371,838,677.36	Ministry Of Justice	548,136,316.41	884,852,951.14	- 336,716,634.73
112,456,687.28	Office Of The Auditor General - State	128,068,355.61	74,283,945.00	- 53,784,410.61
90,292,579.20	Office Of The Auditor General - Local Government	98,764,656.64	59,177,154.36	- 39,587,502.28
54,570,600.50	Civil Service Commission	61,654,590.95	60,318,341.94	- 1,336,249.01
786,203,727.95	Judiciary - High Court	868,622,737.44	1,301,733,520.15	- 433,110,782.71
928,781,036.70	Judiciary - Customary Court Of Appeal	1,028,695,464.51	1,060,947,578.96	- 32,252,114.45
105,401,804.24	Judicial Service Commission	124,728,924.23	195,965,239.47	- 71,236,315.24
36,118,271.45	Local Government Service Commission	43,779,403.44	54,644,827.02	- 10,865,423.58
7,564,867.86	Local Government Pension Commission	7,194,064.72	-	- 7,194,064.72
102,519,328.98	Board Of Internal Revenue	124,421,356.73	137,155,547.64	- 12,734,190.91
488,152,755.46	Legislature	698,827,106.59	457,718,758.87	- 241,108,347.73
71,563,635.64	House of Assembly Service Commission	114,662,850.01	70,443,682.86	- 44,219,167.15
89,400,002.64	Imo State Independent Electoral Commission	137,344,829.59	94,578,784.98	- 42,766,044.61
74,377,815.25	Ministry of Community Govt, Culture & Traditional Affairs	47,424,868.35	78,923,952.48	- 31,499,084.13
-	Bureau for Peace and Conflict Resolution	516,948.57	-	- 516,948.57
-	Ministry of Technology Development	10,763,885.74	-	- 10,763,885.74
-	Owerri Capital Development Authority	74,739,961.85	-	- 74,739,961.85
<b>5,224,559,635.08</b>	<b>Total General Administration</b>	<b>5,976,135,872.00</b>	<b>6,256,683,609.73</b>	<b>280,547,737.73</b>
<b>7,574,307,200.48</b>	<b>Grand Total</b>	<b>8,856,545,302.03</b>	<b>15,304,901,625.65</b>	<b>6,448,356,323.62</b>





# Imo State Government of Nigeria

Report of the Accountant General and Financial Statements for the year ended 31<sup>st</sup> December, 2019

## 15b MONTHLY SCHEDULE OF PERSONNEL COSTS FOR 2019

DESCRIPTION	JANUARY	FEBRUARY	MARCH	APRIL	MAY	JUNE	JULY	AUGUST	SEPTEMBER	OCTOBER	NOVEMBER	DECEMBER	TOTAL
	=N=	=N=	=N=	=N=	=N=	=N=	=N=	=N=	=N=	=N=	=N=	=N=	=N=
MINISTRY OF LABOUR, EMPLOYMENT AND POVERTY ALLE	1,853,310.50	1,802,337.14	1,833,289.06	1,992,646.67	1,992,646.67	1,992,646.67	2,064,732.41	2,288,808.15	1,672,676.93	-	-	-	17,493,094.20
MINISTRY OF AGRICULTURE AND FOOD SECURITY	27,117,910.80	27,139,910.80	27,295,384.76	27,055,384.76	27,223,324.09	27,028,740.98	27,763,462.89	30,933,338.65	31,943,932.16	35,656,416.41	31,652,157.58	31,837,614.36	352,647,578.24
MINISTRY OF TRADE AND INVESTMENT	9,517,388.98	9,533,700.80	9,300,425.11	9,197,867.73	8,966,967.70	8,855,044.40	9,159,583.62	10,374,067.28	14,510,321.73	16,282,226.14	16,235,089.38	16,243,648.14	138,176,331.01
MINISTRY OF LAND, SURVEY/ HOUSING & URBAN DEV.	16,030,982.62	15,835,935.20	15,776,318.42	15,245,291.34	15,365,106.56	16,048,981.56	15,358,223.92	21,009,431.18	18,026,730.78	17,937,827.75	17,359,529.21	15,468,657.36	199,463,015.90
MINISTRY OF ENVIROMENT AND NATURAL RESOURCES	10,182,041.99	10,379,327.46	9,055,953.44	9,032,257.86	8,942,639.74	8,984,902.76	9,268,818.70	9,793,852.39	10,971,279.98	17,170,147.27	13,755,395.66	14,688,156.29	132,224,773.54
MINISTRY OF INFORMATION AND ORIENTATION AGENCY	8,993,440.74	8,989,790.49	9,032,008.83	9,076,776.40	9,074,276.40	9,074,276.40	9,352,422.73	10,237,856.87	10,225,152.94	10,515,795.86	14,147,469.18	11,009,432.57	119,728,699.41
MINISTRY OF NON-FORMAL SECTOR & MARKET DEVELOPN	9,168,286.65	7,428,286.65	7,405,536.62	7,249,748.15	7,231,300.08	7,189,766.15	6,431,721.47	6,555,478.12	6,037,040.43	-	-	-	64,697,164.32
MINISTRY OF TOURISM, CREATIVE ART AND CULTURE	3,424,279.24	3,629,844.20	2,832,121.81	2,516,567.98	2,520,393.22	2,303,271.39	2,239,187.43	2,951,997.12	5,006,219.51	6,882,046.47	7,086,245.04	7,000,245.77	48,392,419.18
MINISTRY OF RURAL DEVELOPMENT AND RURAL LAND	1,641,720.41	1,641,720.41	1,709,731.41	1,641,450.29	1,641,450.29	1,641,438.81	1,612,802.47	2,193,353.65	2,204,705.35	2,204,705.35	6,157,590.32	2,345,742.49	26,636,411.25
MINISTRY OF PUBLIC UTILITIES	9,936,714.33	9,940,216.33	9,997,272.79	10,050,308.42	10,048,669.18	9,982,038.16	9,768,066.05	10,712,373.54	16,367,309.13	18,726,488.84	16,856,465.46	16,124,168.92	148,510,091.15
MINISTRY OF WORKS	14,223,917.26	14,120,646.95	14,168,994.12	14,263,962.11	14,533,599.12	14,381,017.10	14,369,470.84	19,682,152.01	15,545,324.36	15,393,774.40	15,324,747.63	18,219,938.47	184,227,544.37
MINISTRY OF TRANSPORT	2,694,893.10	2,826,179.22	2,845,299.09	2,793,785.36	2,778,937.75	2,780,493.36	2,819,894.91	7,493,192.05	6,139,948.24	5,894,109.30	6,170,458.55	5,077,183.81	50,314,374.74
MINISTRY OF HOUSING	5,574,564.25	5,522,945.85	4,328,595.78	5,127,657.79	4,384,025.56	17,990,063.06	16,525,265.41	23,974,590.72	6,313,694.60	9,471,674.65	5,789,328.68	5,795,105.94	110,797,512.29
<b>TOTAL ECONOMIC SECTOR</b>	<b>120,359,450.87</b>	<b>118,790,841.50</b>	<b>115,580,931.24</b>	<b>115,243,704.86</b>	<b>114,703,336.36</b>	<b>128,252,680.80</b>	<b>126,733,652.85</b>	<b>158,200,491.73</b>	<b>144,964,336.14</b>	<b>156,135,212.44</b>	<b>150,534,476.69</b>	<b>143,809,894.12</b>	<b>1,593,309,009.60</b>
MINISTRY OF GENDER/ SOCIAL DEVELOPMENT	8,150,158.07	8,699,570.78	8,453,954.30	8,546,073.67	8,697,149.91	8,484,694.36	7,925,308.23	9,062,717.75	9,421,396.25	12,625,341.40	9,575,331.25	13,357,559.49	112,999,255.46
MINISTRY OF TERTIARY EDUCATION	3,227,171.18	3,480,450.94	3,291,592.94	3,237,205.39	3,239,823.15	3,319,142.47	3,198,316.33	3,334,131.68	-	-	-	-	26,327,834.08
MINISTRY OF SCIENCE, TECH. AND VOCATIONAL EDUCATIO	2,410,469.79	2,444,273.79	2,486,536.81	2,486,536.81	2,509,223.73	2,473,141.89	4,717,597.74	10,025,043.39	-	-	-	-	29,552,823.95
MINISTRY OF BASIC AND SECONDARY EDUCATION	12,851,961.98	12,893,495.91	13,013,844.27	12,952,541.69	13,210,832.34	13,406,394.51	13,746,915.08	14,412,167.52	21,006,792.50	21,269,856.95	20,410,933.52	19,866,623.69	189,042,359.86
MINISTRY OF HEALTH	58,588,466.79	56,337,913.00	56,036,424.33	54,641,673.15	54,546,569.56	54,459,993.28	55,232,185.50	70,187,976.60	73,816,523.05	69,886,479.92	74,415,065.63	72,745,795.54	750,895,066.35
MINISTRY OF SPORTS	3,366,894.55	3,366,894.55	2,402,281.62	2,326,637.75	2,326,637.75	2,326,637.75	2,345,172.12	5,439,289.47	3,003,193.36	24,089,003.59	25,039,257.55	24,069,808.76	100,101,708.82
MINISTRY OF PUBLIC SAFETY	3,979,955.18	3,985,923.60	4,066,995.78	4,066,995.78	4,066,995.78	4,066,995.78	4,119,457.65	4,397,597.57	-	-	-	-	32,750,917.12
MINISTRY OF TALENTS AND YOUTH DEVELOPMENT	3,307,654.20	3,339,730.14	3,296,927.42	3,338,461.35	3,382,712.36	3,340,449.34	3,435,568.64	3,435,423.96	4,055,660.83	3,401,766.13	7,734,371.83	3,361,728.59	45,430,454.79
<b>TOTAL SOCIAL SERVICE SECTOR</b>	<b>95,882,731.74</b>	<b>94,548,252.71</b>	<b>93,048,557.47</b>	<b>91,596,125.49</b>	<b>91,979,944.58</b>	<b>91,877,449.38</b>	<b>94,720,521.29</b>	<b>120,294,347.94</b>	<b>111,303,565.99</b>	<b>131,272,447.99</b>	<b>137,174,959.78</b>	<b>133,401,516.07</b>	<b>1,287,100,420.43</b>





# Imo State Government of Nigeria

Report of the Accountant General and Financial Statements for the year ended 31<sup>st</sup> December, 2019

## 15b MONTHLY SCHEDULE OF PERSONNEL COSTS FOR 2019 CONT'D

DESCRIPTION	JANUARY	FEBRUARY	MARCH	APRIL	MAY	JUNE	JULY	AUGUST	SEPTEMBER	OCTOBER	NOVEMBER	DECEMBER	TOTAL
	=N=	=N=	=N=	=N=	=N=	=N=	=N=	=N=	=N=	=N=	=N=	=N=	=N=
OFFICE OF THE EXECUTIVE GOVERNOR	65,993,004.24	68,267,843.80	67,682,732.64	66,979,629.12	87,083,417.95	36,790,341.49	38,148,890.95	76,222,775.35	81,638,395.74	76,284,180.51	77,389,494.81	86,621,513.35	829,102,219.35
OFFICE OF THE DEPUTY GOVERNOR	3,982,482.80	3,984,374.22	3,984,374.22	3,984,374.22	3,935,954.62	13,726,024.37	20,118,888.18	26,070,671.25	27,014,569.28	26,574,101.60	26,893,931.22	31,974,432.33	192,244,178.31
MINISTRY OF NIGER DELTA AFFAIRS	2,381,410.06	2,540,519.18	2,543,492.24	2,486,835.78	5,477,022.81	2,458,913.55	2,576,486.72	2,778,379.83	2,779,250.01	-	-	-	26,022,310.18
IMO STATE PLANNING & ECONOMIC DEV. COMMISSION	7,220,545.10	7,220,545.10	5,010,023.09	4,888,245.29	5,583,506.89	4,882,917.14	4,736,055.63	9,769,379.59	6,082,025.33	6,902,021.09	6,950,025.20	6,950,025.20	76,195,314.65
OFFICE OF THE SECRETARY TO THE STATE GOVERNMENT	18,700,080.56	18,174,455.14	16,556,407.76	17,984,671.62	17,953,440.82	16,886,781.69	17,461,814.64	18,588,019.42	22,670,139.82	20,171,284.94	20,061,230.73	20,740,055.73	225,877,832.87
OFFICE OF THE HEAD OF SERVICE	14,682,685.77	14,521,572.52	13,180,617.52	14,613,621.92	15,529,610.29	13,065,227.25	12,558,676.15	16,941,076.31	13,621,578.97	15,965,242.38	14,996,501.46	14,623,722.72	174,300,133.26
MINISTRY OF FINANCE	14,242,822.88	13,854,593.07	13,863,072.77	13,262,402.85	12,990,537.37	17,643,237.62	14,204,470.31	17,924,752.86	24,116,825.91	20,818,733.63	19,710,511.88	20,508,761.80	203,137,802.95
BOARD OF INTERNAL REVENUE	9,908,594.70	9,546,543.42	10,218,138.23	9,595,016.79	9,615,552.95	9,396,853.21	9,592,016.07	10,129,809.18	10,088,797.44	14,651,517.56	12,228,558.94	9,449,958.24	124,421,356.73
MINISTRY OF JUSTICE	31,904,272.86	32,146,569.11	32,101,572.79	32,101,572.79	34,684,464.29	31,201,112.70	39,952,821.96	41,455,996.92	62,372,492.85	69,646,640.78	66,979,095.54	73,589,703.81	548,136,316.41
OFFICE OF THE AUDITOR GENERAL - STATE	10,842,984.53	9,332,074.41	9,332,074.41	9,997,920.92	10,233,272.42	12,978,149.90	9,745,358.40	10,394,639.42	11,552,970.30	11,552,970.30	11,552,970.30	11,552,970.30	128,068,355.61
OFFICE OF THE AUDITOR GENERAL - LOCAL GOVT.	8,421,946.25	7,246,043.72	7,246,043.72	7,246,043.72	7,750,414.94	7,435,519.96	12,939,579.57	5,530,763.64	7,665,891.76	10,596,039.52	9,090,468.44	7,595,901.40	98,764,656.64
LAGOS LIAISON OFFICE	1,158,584.25	1,158,584.25	1,158,584.25	1,158,584.25	1,158,584.25	1,158,584.25	1,185,224.52	1,243,086.42	1,243,086.42	1,197,995.70	1,214,363.68	1,199,592.08	14,234,854.32
ABUJA LIAISON OFFICE	1,264,647.67	1,160,407.30	1,150,408.29	1,164,843.95	1,147,240.78	1,081,194.33	1,157,335.75	1,308,942.60	1,232,942.60	1,308,942.60	1,602,948.60	1,374,949.01	14,954,803.48
CIVIL SERVICE COMMISSION	6,069,849.96	5,955,615.57	4,869,699.17	4,861,598.57	4,993,661.49	4,852,524.16	5,206,863.10	5,010,313.25	5,049,875.08	5,136,291.71	4,879,451.52	4,768,852.37	61,654,590.95
JUDICIARY - HIGH COURT	66,769,727.61	67,261,748.18	66,945,156.00	64,576,078.15	64,546,894.29	62,381,119.07	62,679,721.54	68,832,832.72	81,012,433.81	79,939,433.18	95,565,827.02	88,741,765.87	868,622,737.44
JUDICIARY - CUSTOMARY COURT OF APPEAL	82,879,100.04	81,687,274.32	81,540,507.09	81,540,507.09	81,510,432.30	81,510,432.30	83,125,667.79	83,223,098.69	97,767,913.29	97,509,673.97	80,682,600.48	95,718,257.15	1,028,695,464.51
JUDICIAL SERVICE COMMISSION	9,954,277.47	9,954,227.47	9,879,942.70	9,880,434.70	10,071,321.63	10,071,321.63	8,201,838.86	9,486,499.02	11,487,317.38	11,449,625.23	11,909,602.27	12,382,515.87	124,728,924.23
LOCAL GOVERNMENT SERVICE COMMISSION	3,127,566.17	3,127,566.17	3,133,261.80	3,149,485.99	3,085,188.49	3,085,188.49	3,294,604.23	3,340,420.62	3,364,776.95	3,452,758.51	4,471,781.12	7,146,804.90	43,779,403.44
LOCAL GOVERNMENT PENSIONS BOARD	577,152.26	577,152.26	577,152.26	577,152.26	577,152.26	577,152.26	591,377.56	627,954.72	627,954.72	627,954.72	627,954.72	627,954.72	7,194,064.72
IMO HOUSE OF ASSEMBLY - LEGISLATURE	41,891,666.98	49,673,798.77	41,203,760.49	49,767,874.37	41,121,890.07	41,329,198.80	73,476,899.30	81,549,262.93	71,867,315.31	70,685,449.09	71,154,283.49	65,105,707.19	698,827,106.59
IMO HOUSE OF ASSEMBLY SERVICE COMMISSION	5,878,732.39	5,878,732.39	5,886,342.07	6,612,982.66	5,842,932.11	13,695,139.99	14,115,533.11	19,055,428.15	12,638,121.53	7,075,359.94	9,929,840.17	8,053,705.50	114,662,850.01
IMO STATE INDEPENDENT ELECTORAL COMMISSION	7,891,623.42	7,816,011.63	7,793,511.63	7,710,691.46	7,603,196.90	7,195,445.97	8,070,508.36	9,996,188.30	15,835,771.68	19,158,547.50	19,159,101.12	19,114,231.62	137,344,829.59
MIN. OF COMMUNITY GOVERNMENT	5,126,781.03	5,125,008.47	5,199,913.84	5,199,913.84	5,201,469.46	5,253,051.63	5,242,177.81	5,617,192.89	5,459,359.39	-	-	-	47,424,868.35
MIN. OF LOCAL GOVT. COUNCIL, CULTURE AND CHIEFTAN	4,632,119.62	4,509,001.56	4,496,142.47	4,488,540.19	4,419,922.85	4,463,874.15	4,501,692.86	5,120,024.19	7,655,287.35	7,657,257.32	7,711,348.40	7,688,935.44	67,344,146.42
MINISTRY OF INTERNAL RESOURCES & PENSIONS	3,195,282.23	2,963,077.05	3,081,806.27	3,130,793.06	3,138,194.95	3,603,110.26	3,305,773.68	3,414,699.38	2,935,589.30	-	-	-	28,768,326.18
MINISTRY OF INTERGOVERNMENTAL AFFAIRS AND DONOR	637,022.59	637,022.59	637,022.59	637,022.59	637,022.59	804,321.41	869,438.92	748,755.37	-	-	-	-	5,607,628.65
BUREAU FOR PEACE AND CONFLICT RESOLUTION	-	-	-	-	-	-	-	516,948.57	-	-	-	-	516,948.57
MINISTRY OF TECHNOLOGY DEVELOPMENT	-	-	-	-	-	-	-	-	2,785,657.39	2,879,799.98	2,439,741.28	2,658,687.09	10,763,885.74
OWERRI CAPITAL DEVELOPMENT AUTHORITY	-	-	-	-	-	-	-	15,580,910.10	14,922,823.16	14,604,142.77	14,750,932.44	14,881,153.38	74,739,961.85
<b>TOTAL GENERAL ADMINISTRATION</b>	<b>429,334,963.44</b>	<b>434,317,441.69</b>	<b>418,641,760.31</b>	<b>426,576,833.15</b>	<b>445,892,299.16</b>	<b>407,476,687.38</b>	<b>457,059,215.97</b>	<b>550,478,821.69</b>	<b>605,489,162.78</b>	<b>595,845,964.53</b>	<b>591,952,564.83</b>	<b>613,070,157.07</b>	<b>5,976,135,872.00</b>
<b>GRAND TOTAL</b>	<b>645,577,146.05</b>	<b>647,656,535.90</b>	<b>627,271,249.02</b>	<b>633,416,663.50</b>	<b>652,575,580.10</b>	<b>627,606,817.56</b>	<b>678,513,390.11</b>	<b>828,978,661.36</b>	<b>861,757,064.91</b>	<b>883,253,624.96</b>	<b>879,662,001.30</b>	<b>890,281,567.26</b>	<b>8,856,545,302.03</b>





# Imo State Government of Nigeria

Report of the Accountant General and Financial Statements for the year ended 31<sup>st</sup> December, 2019

## 16 SCHEDULE OF STATE GOVERNMENT PENSIONS & GRATUITY PAYMENT FOR 2019 - CRFC- MOF & HOS

Actual 2018 =N=	DESCRIPTION	Actual 2019 =N=	Budget 2019 =N=	Variance 2019 =N=
	SOCIAL BENEFITS			
2,656,305,683.61	PENSION & GRATUITY (MOF & HOS)	7,596,124,175.99	14,846,000,000.00	7,249,875,824.01
	PENSIONS			
2,656,305,683.61	SOCIAL BENEFITS TOTAL	7,596,124,175.99	14,846,000,000.00	7,249,875,824.01
2,656,305,683.61	TOTAL (MOF & HOS)	7,596,124,175.99	14,846,000,000.00	7,249,875,824.01
Actual 2018 =N=	DESCRIPTION	Actual 2019 =N=	Budget 2019 =N=	Variance =N=
	MONTHS			
-	JANUARY	700,399,589.00	1,368,873,396.14	668,473,807.14
-	FEBRUARY	14,943,369.00	29,205,585.77	14,262,216.77
-	MARCH	24,419,476.00	47,725,857.59	23,306,381.59
-	APRIL	306,915,824.00	599,841,737.38	292,925,913.38
47,093,907.72	MAY	55,640,088.83	108,743,977.80	53,103,888.97
1,855,068,008.93	JUNE	204,000,000.00	398,701,223.13	194,701,223.13
88,235,345.63	JULY	27,935,892.92	54,598,405.28	26,662,512.36
3,945,519.65	AUGUST	1,216,691,985.16	2,377,924,424.77	1,161,232,439.61
-	SEPTEMBER	1,221,952,092.31	2,388,204,871.61	1,166,252,779.30
-	OCTOBER	1,254,005,078.49	2,450,849,797.07	1,196,844,718.58
216,060,356.68	NOVEMBER	1,275,159,590.00	2,492,194,550.08	1,217,034,960.08
445,902,545.00	DECEMBER	1,294,061,190.28	2,529,136,173.37	1,235,074,983.09
<b>2,656,305,683.61</b>	<b>TOTAL</b>	<b>7,596,124,175.99</b>	<b>14,846,000,000.00</b>	<b>7,249,875,824.01</b>





# Imo State Government of Nigeria

Report of the Accountant General and Financial Statements for the year ended 31<sup>st</sup> December, 2019

17 SCHEDULE OF OVERHEADS CHARGES TO MDA's FOR 2019

Actual		Actual		Budget	Variance
2018	2019	2019	2019	2019	2019
=N=	=N=	=N=	=N=	=N=	=N=
59,600,000.00	102,676,830.00	631,715,000.00	529,038,170.00		
-	28,500,000.00	-	28,500,000.00		
89,170,000.00	106,155,000.00	237,978,120.00	131,823,120.00		
71,500,000.00	81,956,486.00	563,680,000.00	481,723,514.00		
38,812,947.58	68,720,200.00	94,865,000.00	26,144,800.00		
7,407,400,000.00	15,996,076,490.07	15,584,419,990.00	411,656,500.07		
<b>7,666,482,947.58</b>	<b>16,384,085,006.07</b>	<b>17,112,658,110.00</b>	<b>728,573,103.93</b>		





# Imo State Government of Nigeria

Report of the Accountant General and Financial Statements for the year ended 31<sup>st</sup> December, 2019

## 17 SCHEDULE OF OVERHEADS CHARGES TO MDA's FOR 2019 CONT'D

171

### ADMINISTRATIVE

Actual 2018 =N=		Actual 2019 =N=	Budget 2019 =N=	Variance 2019 =N=
4,394,315,000.00	OFFICE OF THE EXECUTIVE GOVERNOR	12,234,779,582.97	4,702,945,007.00	- 7,531,834,575.97
50,000,000.00	OFFICE OF THE DEPUTY GOVERNOR	225,404,082.60	725,834,650.00	500,430,567.40
-	MIN. OF LOCAL GOVERNMENT AFFAIRS	36,000,000.00	38,472,500.00	2,472,500.00
11,000,000.00	MINISTRY OF INTER GOVT AFFAIRS & DONOR AGENCY	15,160,000.00	58,165,000.00	43,005,000.00
12,000,000.00	MIN. OF NIGER DELTA AFFAIRS	8,000,000.00	34,695,000.00	26,695,000.00
20,000,000.00	MIN. OF LABOUR AND POVERTY ALLEVIATION	17,520,000.00	36,500,000.00	18,980,000.00
12,000,000.00	MIN. OF SPECIAL DUTIES	8,000,000.00	35,258,000.00	27,258,000.00
12,000,000.00	IMO STATE PLANNING & ECONOMIC DEV. COMMISSION	63,200,000.00	-	- 63,200,000.00
355,880,000.00	OFFICE OF THE SECRETARY TO THE STATE GOVERNMENT	240,878,500.00	454,775,000.00	213,896,500.00
30,000,000.00	OFFICE OF THE HEAD OF SERVICE	39,905,000.00	83,437,500.00	43,532,500.00
-	MIN. OF ECONOMIC PLANNING, BUDGET AND STATISTICS	-	181,358,213.00	181,358,213.00
38,812,947.58	MIN. OF AGRICULTURE AND ENVIROMENT	68,720,200.00	67,380,000.00	- 1,040,200.00
-	MIN. OF ENVIROMENT AND NATURAL RESOURCES	69,970,100.00	94,865,000.00	24,894,900.00
11,000,000.00	MINISTRY OF TRADE AND INVESTMENT	20,973,686.00	53,650,000.00	12,676,314.00
-	BUREAU OF STATISTICS	-	20,000,000.00	20,000,000.00
11,000,000.00	MIN. OF INFORMAL SECTOR & MARKET DEV.	9,000,000.00	35,530,000.00	26,530,000.00
47,600,000.00	MIN. OF BASIC AND SENIOR SECONDARY EDUCATION	73,276,830.00	559,340,000.00	486,063,170.00
12,000,000.00	MIN. OF TERTIARY AND NON FORMAL EDUCATION	29,400,000.00	72,375,000.00	42,975,000.00
-	MIN. OF SCIENCE, TECHNICAL AND VOCATIONAL EDUCATION	23,614,000.00	119,166,000.00	95,552,000.00
72,450,000.00	MINISTRY OF FINANCE	124,064,000.00	125,050,000.00	986,000.00
12,000,000.00	MIN. OF INTERNAL RESOURCES AND PENSIONS	8,000,000.00	203,270,160.00	195,270,160.00
89,170,000.00	MINISTRY OF HEALTH	106,155,000.00	237,978,120.00	131,823,120.00
-	MINISTRY OF HAPPINESS AND PURPOSE FULFILLMENT	14,000,000.00	50,315,000.00	36,315,000.00
-	MIN. OF GENDER AND SOCIAL DEVELOPMENT	60,573,800.00	138,125,000.00	77,551,200.00
50,500,000.00	MIN. OF INFORMATION AND ORIENTATION AGENCY	25,900,000.00	654,978,823.00	629,078,823.00
-	MINISTRY OF TOURISM	41,960,000.00	39,065,000.00	- 2,895,000.00
14,500,000.00	MINISTRY OF PUBLIC UTILITIES	36,982,800.00	432,400,000.00	395,417,200.00
24,000,000.00	MIN. OF JUSTICE	124,101,793.00	69,692,000.00	- 54,409,793.00
		<b>13,725,539,374.57</b>	<b>9,304,920,973.00</b>	<b>- 4,420,618,401.57</b>





# Imo State Government of Nigeria

Report of the Accountant General and Financial Statements for the year ended 31<sup>st</sup> December, 2019

## 17 SCHEDULE OF OVERHEADS CHARGES TO MDA's FOR 2019 CONT'D

17i CONT'D

174,995,000.00	MINISTRY OF RURAL LAND & RURAL DEVELOP	13,500,000.00	OKIGWE	32,562,500.00	19,062,500.00
35,000,000.00	MINISTRY OF LAND, SURVEY/ HOUSING & URE	15,000,000.00	Okigwe	26,560,000.00	11,560,000.00
-	MINISTRY OF HOUSING	22,105,000.00		29,928,400.00	7,823,400.00
24,750,000.00	MINISTRY OF WORKS	51,593,000.00		347,732,000.00	296,139,000.00
-	MINISTRY OF TRANSPORT	28,500,000.00		21,224,575.00	7,275,425.00
12,000,000.00	OFFICE OF THE AUDITOR GENERAL- STATE			107,500,000.00	107,500,000.00
6,000,000.00	OFFICE OF THE AUDITOR GENERAL- LGA	5,500,000.00		29,420,000.00	23,920,000.00
12,000,000.00	CIVIL SERVICE COMMISSION	18,200,000.00		57,300,529.00	39,100,529.00
337,000,000.00	JUDICIARY- HIGH COURT	258,161,683.50		1,148,152,302.00	889,990,618.50
60,000,000.00	JUDICIARY- CUSTOMARY COURT OF APPEAL	86,000,000.00		1,917,800,000.00	1,831,800,000.00
11,000,000.00	JUDICIAL SERVICE COMMISSION	22,410,000.00		37,158,200.00	14,748,200.00
12,000,000.00	LOCAL GOVERNMENT SERVICE COMMISSION	13,350,000.00		51,505,500.00	38,155,500.00
12,000,000.00	LOCAL GOVERNMENT PENSIONS BOARD	11,000,000.00		-	11,000,000.00
76,500,000.00	BOARD OF INTERNAL REVENUE	67,908,100.00		120,428,000.00	52,519,900.00
1,406,100,000.00	LEGISLATURE- IMO HOUSE OF ASSEMBLY	1,919,421,148.00		3,537,860,000.00	1,618,438,852.00
158,400,000.00	MINISTRY OF SPORTS	52,246,700.00		95,005,000.00	42,758,300.00
-	Ministry Of Public Safety	12,800,000.00		43,615,000.00	30,815,000.00
-	Ministry Of Talent and Youth Development	15,000,000.00		28,675,000.00	13,675,000.00
12,000,000.00	IMO STATE INDEPENDENT ELECTORAL COMM	18,000,000.00		44,440,000.00	26,440,000.00
11,300,000.00	IMO STATE HOUSE OF ASSEMBLY COMM	11,600,000.00		52,652,631.00	41,052,631.00
25,210,000.00	MIN. OF COMM. GOVT. COUNCIL, CULTURE &	16,250,000.00		42,677,500.00	26,427,500.00
-	OFFICE OF THE SURVEYOR GENERAL			35,540,000.00	35,540,000.00
2,386,255,000.00	<b>SUB TOTAL</b>	<b>2,658,545,631.50</b>		<b>7,807,737,137.00</b>	<b>5,149,191,505.50</b>
2,386,255,000.00	<b>TOTAL</b>	<b>16,384,085,006.07</b>		<b>17,112,658,110.00</b>	<b>728,573,103.93</b>





# Imo State Government of Nigeria

Report of the Accountant General and Financial Statements for the year ended 31<sup>st</sup> December, 2019

17II DESCRIPTION  
SECTORIAL OVERHEAD

	Actual 2019	Actual 2018
	=N=	=N=
OFFICE OF THE EXECUTIVE GOVERNOR	12,234,779,582.97	4,394,315,000.00
OFFICE OF THE DEPUTY GOVERNOR	225,404,082.60	50,000,000.00
MIN. OF LOCAL GOVERNMENT AFFAIRS	36,000,000.00	-
MINISTRY OF INTER GOVT AFFAIRS & DONOR AGENCY	15,160,000.00	11,000,000.00
MIN. OF NIGER DELTA AFFAIRS	8,000,000.00	12,000,000.00
MIN. OF LABOUR AND POVERTY ALLEVIATION	17,520,000.00	20,000,000.00
MIN. OF SPECIAL DUTIES	8,000,000.00	12,000,000.00
IMO STATE PLANNING & ECONOMIC DEV. COMMISSION	63,200,000.00	12,000,000.00
OFFICE OF THE SECRETARY TO THE STATE GOVERNMENT	240,878,500.00	355,880,000.00
OFFICE OF THE HEAD OF SERVICE	39,905,000.00	30,000,000.00
MIN. OF ECONOMIC PLANNING, BUDGET AND STATISTICS	-	-
MIN. OF ENVIRONMENT AND NATURAL RESOURCES	69,970,100.00	-
BUREAU OF STATISTICS	-	-
MIN. OF SCIENCE, TECHNICAL AND VOCATIONAL EDUCATION	23,614,000.00	-
MINISTRY OF FINANCE	124,064,000.00	72,450,000.00
MIN. OF INTERNAL RESOURCES AND PENSIONS	8,000,000.00	12,000,000.00
MINISTRY OF HAPPINESS AND PURPOSE FULFILLMENT	14,000,000.00	-
MIN. OF GENDER AND SOCIAL DEVELOPMENT	60,573,800.00	-
MIN. OF INFORMATION AND ORIENTATION AGENCY	25,900,000.00	50,500,000.00
MINISTRY OF TOURISM	41,960,000.00	-
MIN. OF JUSTICE	124,101,793.00	24,000,000.00
MINISTRY OF RURAL LAND & RURAL DEVELOPMENT	13,500,000.00	174,995,000.00
MINISTRY OF HOUSING	22,105,000.00	-
MINISTRY OF WORKS	51,593,000.00	24,750,000.00
OFFICE OF THE AUDITOR GENERAL- STATE	-	12,000,000.00
OFFICE OF THE AUDITOR GENERAL- LOCAL GOVT.	5,500,000.00	6,000,000.00
CIVIL SERVICE COMMISSION	18,200,000.00	12,000,000.00
JUDICIARY- HIGH COURT	258,161,683.50	337,000,000.00
JUDICIARY- CUSTOMARY COURT OF APPEAL	86,000,000.00	60,000,000.00
JUDICIAL SERVICE COMMISSION	22,410,000.00	11,000,000.00
LOCAL GOVERNMENT SERVICE COMMISSION	13,350,000.00	12,000,000.00
LOCAL GOVERNMENT PENSIONS BOARD	11,000,000.00	12,000,000.00
BOARD OF INTERNAL REVENUE	67,908,100.00	76,500,000.00
LEGISLATURE- IMO HOUSE OF ASSEMBLY	1,919,421,148.00	1,406,100,000.00
MINISTRY OF SPORTS	52,246,700.00	158,400,000.00
Ministry Of Public Safety	12,800,000.00	-
Ministry Of Talent and Youth Development	15,000,000.00	-
IMO STATE INDEPENDENT ELECTORAL COMMISSION	18,000,000.00	12,000,000.00
IMO STATE HOUSE OF ASSEMBLY COMMISSION	11,600,000.00	11,300,000.00
MIN. OF COMM. GOVT. COUNCIL, CULTURE & TRADITIONAL AFFAIRS	16,250,000.00	25,210,000.00
OFFICE OF THE SURVEYOR GENERAL	-	-
TOTAL	15,996,076,490.07	7,407,400,000.00





# Imo State Government of Nigeria

Report of the Accountant General and Financial Statements for the year ended 31<sup>st</sup> December, 2019

17b SUMMARY OF MONTHLY OVERHEAD CHARGES ACCORDING TO MDA'S FOR THE YEAR ENDED 31ST DECEMBER 2019

S/N	DESCRIPTION	JANUARY	FEBRUARY	MARCH	APRIL	MAY	JUNE	JULY	AUGUST	SEPTEMBER	OCTOBER	NOVEMBER	DECEMBER	TOTAL
		=N=	=N=	=N=	=N=	=N=	=N=	=N=	=N=	=N=	=N=	=N=	=N=	=N=
1	OFFICE OF THE EXECUTIVE GOVERNOR	99,317,000.00	109,982,000.00	40,610,000.00	147,067,000.00	1,011,257,000.00	386,587,000.00	2,630,795,603.00	1,788,960,213.60	859,528,659.60	2,497,008,414.30	1,352,150,443.50	1,313,516,248.67	12,234,779,582.97
2	OFFICE OF THE DEPUTY GOVERNOR	-	-	-	-	20,000,000.00	32,156,100.00	10,000,000.00	55,000,000.00	5,401,699.40	50,000,000.00	-	52,846,283.20	225,404,082.60
3	MINISTRY OF LOCAL GOVERNMENT & RURAL	1,000,000.00	1,000,000.00	1,000,000.00	1,000,000.00	1,000,000.00	1,000,000.00	1,000,000.00	3,000,000.00	ORIGWE -	2,000,000.00	-	-	36,000,000.00
4	MINISTRY OF INTER GOVT AFFAIRS & DONOR	5,840,000.00	2,320,000.00	1,000,000.00	1,000,000.00	1,000,000.00	1,000,000.00	1,000,000.00	3,000,000.00	Okigwe -	-	-	-	15,160,000.00
5	MIN. OF NIGER DELTA AFFAIRS	1,000,000.00	1,000,000.00	1,000,000.00	1,000,000.00	1,000,000.00	1,000,000.00	1,000,000.00	2,000,000.00	-	-	-	-	8,000,000.00
6	MIN. OF LABOUR AND POVERTY ALLEVIATION	1,480,000.00	1,480,000.00	1,000,000.00	1,480,000.00	1,480,000.00	2,000,000.00	600,000.00	6,000,000.00	-	2,000,000.00	-	-	17,520,000.00
7	MIN. OF SPECIAL DUTIES	1,000,000.00	1,000,000.00	1,000,000.00	1,000,000.00	1,000,000.00	1,000,000.00	1,000,000.00	2,000,000.00	-	-	-	-	8,000,000.00
8	IMO STATE PLANNING & ECONOMIC DEV. C	-	1,000,000.00	-	-	-	1,000,000.00	-	50,800,000.00	-	9,400,000.00	-	-	63,200,000.00
9	OFFICE OF THE SECRETARY TO THE STATE GOVT	5,845,000.00	5,000,000.00	10,185,000.00	10,185,000.00	14,845,000.00	15,185,000.00	36,732,000.00	42,976,000.00	22,780,000.00	42,145,500.00	-	35,000,000.00	240,878,500.00
10	OFFICE OF THE HEAD OF SERVICE	500,000.00	2,500,000.00	2,500,000.00	3,000,000.00	2,500,000.00	2,500,000.00	5,000,000.00	7,500,000.00	5,175,000.00	6,000,000.00	230,000.00	4,500,000.00	39,905,000.00
11	MIN. OF AGRICULTURE AND ENVIRONMENT	1,000,000.00	1,000,000.00	1,000,000.00	1,000,000.00	1,000,000.00	1,000,000.00	1,000,000.00	2,000,000.00	5,746,200.00	43,500,000.00	1,474,000.00	10,000,000.00	68,720,200.00
12	MIN. OF ENV. AND NATURAL RESOURCES	1,000,000.00	1,000,000.00	1,000,000.00	1,000,000.00	1,000,000.00	13,970,100.00	5,000,000.00	27,000,000.00	15,000,000.00	4,000,000.00	-	-	69,970,100.00
13	MIN. OF COMMERCE AND INDUSTRY	2,000,000.00	2,000,000.00	2,000,000.00	1,000,000.00	2,000,000.00	1,000,000.00	-	2,000,000.00	3,000,000.00	4,309,500.00	2,664,186.00	-	20,973,686.00
14	MIN. OF INFORMAL SECTOR & MARKET DEV	1,000,000.00	1,000,000.00	1,000,000.00	1,000,000.00	1,000,000.00	1,000,000.00	3,000,000.00	3,000,000.00	-	-	-	-	9,000,000.00
15	MIN. OF EDUCATION	1,100,000.00	1,100,000.00	1,100,000.00	1,000,000.00	1,000,000.00	1,000,000.00	28,262,000.00	4,700,000.00	13,135,000.00	17,550,000.00	2,129,830.00	100,000.00	73,276,830.00
16	MIN. OF TERTIARY INSTITUTIONS	1,000,000.00	1,000,000.00	1,000,000.00	1,000,000.00	1,000,000.00	4,800,000.00	-	6,800,000.00	4,000,000.00	5,000,000.00	-	-	29,400,000.00
17	MIN. OF SCIENCE AND TECHNOLOGY AND V	1,000,000.00	1,000,000.00	1,000,000.00	1,000,000.00	1,000,000.00	1,000,000.00	314,000.00	11,300,000.00	4,000,000.00	4,000,000.00	-	2,000,000.00	23,614,000.00
18	MINISTRY OF FINANCE	25,050,000.00	3,950,000.00	5,950,000.00	5,700,000.00	5,600,000.00	8,050,000.00	795,000.00	22,440,000.00	2,370,000.00	23,759,000.00	-	20,200,000.00	124,064,000.00
19	MINISTRY OF INTERNAL RESOURCES & PENS	1,000,000.00	1,000,000.00	1,000,000.00	1,000,000.00	1,000,000.00	1,000,000.00	-	2,000,000.00	-	-	-	-	8,000,000.00
20	MINISTRY OF HEALTH, SOCIAL DEVELOPMENT	2,400,000.00	2,200,000.00	2,200,000.00	9,700,000.00	11,300,000.00	3,700,000.00	17,150,000.00	11,000,000.00	185,000.00	15,080,000.00	24,540,000.00	5,700,000.00	106,155,000.00
21	MINISTRY OF HAPPINESS	1,000,000.00	1,000,000.00	1,000,000.00	1,000,000.00	1,000,000.00	2,000,000.00	-	5,000,000.00	2,000,000.00	-	-	-	14,000,000.00
22	MINISTRY OF GENDER AND SOCIAL DEVELOPMENT	2,000,000.00	2,000,000.00	2,000,000.00	2,000,000.00	2,000,000.00	3,500,000.00	-	9,000,000.00	1,500,000.00	9,745,000.00	2,000,000.00	24,828,800.00	60,573,800.00
23	MIN. OF INFORMATION AND ORIENTATION	1,000,000.00	3,000,000.00	1,000,000.00	1,000,000.00	1,000,000.00	2,000,000.00	-	10,900,000.00	-	6,000,000.00	-	-	25,900,000.00
24	MINISTRY OF TOURISM	1,000,000.00	1,000,000.00	1,000,000.00	1,000,000.00	1,000,000.00	1,000,000.00	4,000,000.00	4,175,000.00	225,000.00	17,560,000.00	10,000,000.00	-	41,960,000.00
25	MINISTRY OF PUBLIC UTILITY	2,400,000.00	1,500,000.00	1,500,000.00	1,500,000.00	1,500,000.00	1,962,800.00	-	4,500,000.00	17,737,000.00	9,060,000.00	2,490,000.00	5,500,000.00	36,982,800.00
26	MIN. OF JUSTICE	3,550,000.00	2,000,000.00	2,000,000.00	2,000,000.00	2,000,000.00	4,000,000.00	32,645,000.00	4,800,000.00	20,737,000.00	27,000,000.00	9,069,793.00	14,300,000.00	124,101,793.00
27	MINISTRY OF LAND AND RURAL DEV	1,000,000.00	1,000,000.00	1,000,000.00	1,000,000.00	1,000,000.00	1,000,000.00	-	3,000,000.00	-	4,500,000.00	-	-	13,500,000.00
28	MINISTRY OF LAND	1,000,000.00	1,000,000.00	1,000,000.00	1,000,000.00	1,000,000.00	1,000,000.00	-	3,000,000.00	-	6,000,000.00	-	-	15,000,000.00
29	MINISTRY OF HOUSING	1,000,000.00	1,000,000.00	1,000,000.00	1,000,000.00	1,000,000.00	1,000,000.00	5,800,000.00	6,305,000.00	-	4,000,000.00	-	-	22,105,000.00
30	MINISTRY OF WORKS	5,570,000.00	24,820,000.00	1,320,000.00	1,320,000.00	2,570,000.00	1,000,000.00	-	5,000,000.00	-	7,030,000.00	-	3,283,000.00	51,593,000.00
31	MINISTRY OF TRANSPORT	1,000,000.00	1,000,000.00	1,000,000.00	1,000,000.00	1,000,000.00	1,000,000.00	-	3,000,000.00	-	8,000,000.00	-	11,500,000.00	28,500,000.00
32	OFFICE OF THE AUDITOR GENERAL- STATE	-	-	-	-	-	-	-	-	-	-	-	-	-
33	OFFICE OF THE AUDITOR GENERAL- LOCAL GOVT	500,000.00	500,000.00	500,000.00	500,000.00	500,000.00	500,000.00	-	1,500,000.00	-	1,000,000.00	-	-	5,500,000.00
34	CIVIL SERVICE COMMISSION	1,900,000.00	1,900,000.00	1,900,000.00	1,900,000.00	1,900,000.00	1,900,000.00	-	3,000,000.00	-	2,000,000.00	-	-	18,200,000.00
35	JUDICIARY- HIGH COURT	6,000,000.00	6,000,000.00	6,000,000.00	6,000,000.00	6,000,000.00	23,831,782.00	21,528,773.00	62,663,563.40	8,128,000.00	37,331,781.70	-	75,177,783.40	258,161,683.50
36	JUDICIARY- CUSTOMARY COURT OF APPEAL	5,000,000.00	5,000,000.00	5,000,000.00	5,000,000.00	5,000,000.00	14,000,000.00	-	14,000,000.00	-	-	-	14,000,000.00	86,000,000.00
37	JUDICIAL SERVICE COMMISSION	1,000,000.00	1,000,000.00	1,000,000.00	1,000,000.00	1,000,000.00	1,000,000.00	-	2,000,000.00	-	2,000,000.00	11,410,000.00	1,000,000.00	22,410,000.00
38	LOCAL GOVERNMENT SERVICE COMMISSION	1,000,000.00	2,350,000.00	-	1,000,000.00	1,000,000.00	1,000,000.00	-	2,000,000.00	-	2,000,000.00	1,000,000.00	2,000,000.00	13,350,000.00
39	LOCAL GOVERNMENT PENSIONS BOARD	1,000,000.00	1,000,000.00	1,000,000.00	1,000,000.00	1,000,000.00	1,000,000.00	-	2,000,000.00	-	-	-	1,000,000.00	11,000,000.00
40	BOARD OF INTERNAL REVENUE	4,500,000.00	4,500,000.00	4,500,000.00	4,500,000.00	4,500,000.00	4,500,000.00	-	17,500,000.00	1,095,000.00	22,313,100.00	-	-	67,908,100.00
41	LEGISLATURE- IMO HOUSE OF ASSEMBLY	145,500,000.00	145,500,000.00	145,500,000.00	145,500,000.00	145,500,000.00	391,888,193.00	391,888,193.00	186,766,591.00	3,500,000.00	185,166,591.00	184,166,591.00	186,466,591.00	1,919,421,148.00
42	MIN. OF SPORTS	1,000,000.00	1,000,000.00	1,000,000.00	1,000,000.00	1,000,000.00	1,000,000.00	2,165,000.00	5,628,700.00	26,000,000.00	10,130,000.00	325,000.00	2,000,000.00	52,246,700.00
43	MINISTRY OF PUBLIC SAFETY	1,000,000.00	1,200,000.00	1,000,000.00	2,550,000.00	2,550,000.00	1,250,000.00	-	2,750,000.00	-	500,000.00	-	-	12,800,000.00
44	MINISTRY OF TALENTS AND YOUTH DEV.	2,000,000.00	1,000,000.00	1,000,000.00	1,000,000.00	1,000,000.00	1,000,000.00	-	2,000,000.00	-	4,000,000.00	-	2,000,000.00	15,000,000.00
45	IMO STATE INDEPENDENT ELECTORAL COMMISSION	1,000,000.00	1,000,000.00	1,000,000.00	1,000,000.00	1,000,000.00	1,000,000.00	-	4,000,000.00	3,000,000.00	2,000,000.00	-	-	18,000,000.00
46	IMO STATE HOUSE OF ASSEMBLY COMMISSION	1,000,000.00	1,000,000.00	1,000,000.00	1,000,000.00	1,000,000.00	1,000,000.00	-	3,000,000.00	-	2,600,000.00	-	-	11,600,000.00
47	MIN. OF COMM. GOVT. COUNCIL/CULTURE	1,250,000.00	-	1,000,000.00	1,000,000.00	1,000,000.00	3,000,000.00	-	2,000,000.00	-	4,000,000.00	3,000,000.00	-	16,250,000.00
		346,702,000.00	351,702,000.00	263,145,000.00	377,902,000.00	1,269,002,000.00	945,980,975.00	2,879,753,967.00	2,420,963,068.00	1,000,676,559.00	3,126,688,887.00	1,611,649,843.50	1,789,918,706.27	16,384,085,006.07





# Imo State Government of Nigeria

Report of the Accountant General and Financial Statements for the year ended 31<sup>st</sup> December, 2019

## 18a SCHEDULE OF OTHER CONSOLIDATED REVENUE FUND (CRF) CHARGES FOR 2019

Actual 2018 =N=	DESCRIPTION	Actual 2019 =N=	Budget 2019 =N=	Variance 2019 =N=
-	OFFICE OF THE EXECUTIVE GOVERNOR	703,020,000.00	23,237,717.25	- 679,782,282.75
131,863,740.36	OFFICE OF THE DEPUTY GOVERNOR	330,000,000.00	23,126,227.25	- 306,873,772.75
44,450,000.00	MINISTRY OF LOCAL GOVERNMENT & RURAL DEVELOPMENT	-	-	-
-	MINISTRY OF PLANNING AND ECON. DEVT.	-	-	-
42,003,570.00	OFFICE OF THE SECRETARY TO THE STATE GOVERNMENT	102,300,000.00	-	- 102,300,000.00
-	OFFICE OF THE HEAD OF SERVICE	-	-	-
-	MINISTRY OF COMMERCE AND MARKET DEVELOPMENT	-	-	-
-	MINISTRY OF FINANCE	15,000,000.00	-	- 15,000,000.00
-	MINISTRY OF LAND AND SURVEY	-	-	-
-	OFFICE OF THE AUDITOR GENERAL- STATE	13,000,000.00	14,164,459.50	1,164,459.50
-	OFFICE OF THE AUDITOR GENERAL- LOCAL GOVT.	-	14,164,459.50	14,164,459.50
-	CIVIL SERVICE COMMISSION	-	55,401,222.75	55,401,222.75
-	JUDICIARY- HIGH COURT	30,331,781.70	-	- 30,331,781.70
-	JUDICIARY- CUSTOMARY COURT OF APPEAL	29,000,000.00	-	- 29,000,000.00
-	JUDICIAL SERVICE COMMISSION	-	120,477,346.50	120,477,346.50
-	LOCAL GOVERNMENT SERVICE COMMISSION	-	55,401,222.75	55,401,222.75
540,000,000.00	LEGISLATURE- IMO HOUSE OF ASSEMBLY	-	1,000,000,000.00	1,000,000,000.00
-	IMO STATE HOUSE OF ASSEMBLY COMMISSION	-	55,401,222.75	55,401,222.75
-	MINISTRY OF PUBLIC UTILITY & RURAL DEV.	-	-	-
-	IMO STATE INDEPENDENT ELECTORAL COMMISSION	-	95,873,223.00	95,873,223.00
<b>758,317,310.36</b>	<b>TOTAL</b>	<b>1,222,651,781.70</b>	<b>1,457,247,101.25</b>	<b>234,595,319.55</b>





# Imo State Government of Nigeria

Report of the Accountant General and Financial Statements for the year ended 31<sup>st</sup> December, 2019

18b SUMMARY OF MONTHLY CONSOLIDATED REVENUE FUND CHARGES ACCORDING TO MDA'S FOR 2019

S/N	HEADS	MDA'S	JANUARY	FEBRUARY	MARCH	APRIL	MAY	JUNE	JULY	AUGUST	SEPTEMBER	OCTOBER	NOVEMBER	DECEMBER	TOTAL
			=N=	=N=	=N=	=N=	=N=	=N=	=N=	=N=	=N=	=N=	=N=	=N=	=N=
	0412-1	OFFICE OF THE EXECUTIVE	5,490,000.00	3,950,000.00	397,490,000	3,950,000.00	3,950,000.00	104,790,000	74,000,000	13,000,000.00	3,600,000	45,400,000	-	47,400,000	703,020,000.00
		OFFICE OF THE DEPUTY G	-	-	-	-	55,000,000.00	50,000,000	-	25,000,000.00	-	100,000,000	-	100,000,000	330,000,000.00
	0412-1A	MIN. OF LOCAL GOVT. AN	-	-	-	-	-	-	-	-	-	-	-	-	-
	0413-1	OFFICE OF THE SECRETAR	3,500,000.00	5,020,000.00	8,200,000	4,340,000.00	4,340,000.00	39,000,000	-	12,380,000.00	-	14,680,000	-	10,840,000	102,300,000.00
		MINISTRY OF FINANCE	3,000,000.00	3,000,000.00	3,000,000	3,000,000.00	3,000,000.00	-	-	-	-	-	-	-	15,000,000.00
		AUDITOR GENERAL- STAT	1,000,000.00	1,000,000.00	1,000,000	1,000,000.00	1,000,000.00	1,000,000	-	2,000,000.00	-	3,000,000	-	2,000,000	13,000,000.00
		JUDICIARY- HIGH COURT	-	-	-	-	20,331,781.70	5,000,000	-	-	-	-	-	5,000,000	30,331,781.70
		JUDICIARY- CUSTOMARY	-	-	-	-	14,000,000.00	5,000,000	-	-	-	5,000,000	-	5,000,000	29,000,000.00
	0429-	IMO STATE HOUSE OF AS	-	-	-	-	-	-	-	-	-	-	-	-	-
		GRAND TOTAL	12,990,000.00	12,970,000.00	409,690,000	12,290,000.00	101,621,781.70	204,790,000	74,000,000	52,380,000.00	3,600,000	168,080,000	-	170,240,000	1,222,651,781.70





# Imo State Government of Nigeria

Report of the Accountant General and Financial Statements for the year ended 31<sup>st</sup> December, 2019

## 19 SCHEDULE OF PUBLIC DEBT CHARGES FOR 2019

<b>SUMMARY OF INTEREST PAYMENTS</b>		
	<b>Actual 2019</b>	<b>Actual 2018</b>
	<b>=N=</b>	<b>=N=</b>
INTERNAL/OVERDRAFTS (INTEREST PAYMENTS)	9,047,004,564.02	8,502,874,792.16
EXTERNAL LOANS (INTEREST PAYMENTS)	158,020,085.11	149,392,177.72
<b>TOTAL</b>	<b>9,205,024,649.13</b>	<b>8,652,266,969.88</b>
<b>INTERNAL LOANS/ OVERDRAFTS (INTEREST PAYMENTS)</b>		
<b>INSTITUTIONS</b>	<b>Interest/ Other charges in 2019</b>	<b>Interest/ Other charges in 2018</b>
	<b>=N=</b>	<b>=N=</b>
<b>FINANCIAL INSTITUTIONS</b>		
ZENITH BANK PLC	843,586,740.02	867,035,273.23
ZENITH BANK PLC	1,690,827,197.03	1,739,666,400.47
FIDELITY BANK PLC	550,124,774.18	565,077,985.27
CBN MSME DEVELOPMENT FUND	118,328,803.69	-
CBN BUDGET SUPPORT FUNDS	614,155,035.23	-
<b>SUB-TOTAL</b>	<b>3,817,022,550.15</b>	<b>3,171,779,658.97</b>
<b>BONDS</b>		
IMO STATE BOND	-	-
FG BOND	5,229,982,013.87	5,331,095,133.19
<b>SUB-TOTAL</b>	<b>5,229,982,013.87</b>	<b>5,331,095,133.19</b>
<b>TOTAL</b>	<b>9,047,004,564.02</b>	<b>8,502,874,792.16</b>





19 SCHEDULE OF PUBLIC DEBT CHARGES FOR 2019 CONT'D

EXTERNAL LOANS (INTEREST PAYMENTS)					
PROJECT	LOAN	2019		2018	
		\$	=N=	\$	=N=
Health System Dev. IV	AFDF	15,223.44	4,650,761.72	15,561.76	5,030,938.95
Health System Dev. IV	AFDF	1,401.20	428,066.60	1,407.30	430,316.53
State oil Palm Belt Rural Programme (87.	EDF	69,494.63	21,230,609.33	76,025.02	24,551,945.55
Health System Development	IDA	17,473.22	5,338,069.01	18,054.85	5,556,407.03
Universal Basic Education	IDA	30,388.70	9,283,747.85	31,326.21	9,586,596.93
Local Empowerment and Enviroment	IDA	50,989.60	15,577,322.80	52,395.90	16,029,203.78
National Fadama II	IDA	38,774.99	11,845,758.97	40,166.39	12,635,191.98
HIV/ AIDS Programme	IDA	25,879.31	7,906,129.50	26,764.99	8,246,359.56
Health System Dev. Project (Addn Finan	IDA	22,791.54	6,962,814.50	23,226.28	7,112,517.84
Community and Social Development Proj	IDA	33,286.17	10,168,925.35	33,900.75	10,551,920.45
Third National Fadama Development Pro	IDA	27,530.95	8,410,704.81	28,016.19	8,714,967.03
Second HIV/ AIDS Programme Dev. Proj.	IDA	18,602.43	5,683,042.22	18,661.18	5,829,650.67
Imo state Erosion and Wasteshed Mgt. P	IDA	158,514.31	48,426,122.07	104,445.10	32,812,966.51
Community Based Natural Resources Mg	IFAD	6,900.20	2,108,010.37	7,321.80	2,303,194.92
<b>TOTAL</b>		<b>517,250.69</b>	<b>158,020,085.11</b>	<b>477,273.72</b>	<b>149,392,177.73</b>





# Imo State Government of Nigeria

Report of the Accountant General and Financial Statements for the year ended 31<sup>st</sup> December, 2019

## 20i SCHEDULE OF RECURRENT GRANT AND SUBVENTIONS FOR 2019

Actual 2018 =N=	DESCRIPTION	Actual 2019 =N=	Budget 2019 =N=	Variance 2019 =N=
1,848,103,583.66	OFFICE OF THE EXECUTIVE GOVERNOR	474,239,543.06	491,900,000.00	17,660,456.94
-	IMO STATE PLANNING & ECONOMIC DEV. COMMISSION	-	-	-
20,976,336.14	OFFICE OF THE SECRETARY TO THE STATE GOVERNMENT	23,006,739.49	20,000,000.00	3,006,739.49
8,550,680.14	OFFICE OF THE HEAD OF SERVICE	8,922,917.07	-	8,922,917.07
-	MINISTRY OF LABOUR EMPOWERMENT/ POVERTY ALLEV	-	18,000,000.00	18,000,000.00
216,780,639.02	MIN. OF AGRICULTURE AND FOOD SECURITY	218,557,713.22	-	218,557,713.22
11,272,052.84	MIN. OF INFORMAL SECTOR & MARKET DEV.	11,950,726.00	-	11,950,726.00
9,232,490,041.54	MIN. OF TERTIARY AND NON FORMAL EDUCATION	12,868,591,270.10	5,265,000,000.00	7,603,591,270.10
-	MINISTRY OF TRADE AND INVESTMENT	-	36,000,000.00	36,000,000.00
17,861,701.10	MINISTRY OF FINANCE	17,901,608.35	-	17,901,608.35
2,314,372,158.33	MINISTRY OF HEALTH	41,506,548.76	6,562,200,000.00	6,520,693,451.24
234,457,114.07	MIN. OF INFORMATION AND STRATEGY	269,921,536.01	116,404,966.00	153,516,570.01
-	MINISTRY OF JUSTICE	-	2,100,000.00	2,100,000.00
-	MINISTRY OF PUBLIC SAFETY	-	460,000,000.00	460,000,000.00
1,950,000.00	MINISTRY OF WOMEN AFFAIRS & SOCIAL DEV.	1,920,000.00	-	1,920,000.00
102,002,225.23	MINISTRY OF PUBLIC UTILITIES & RURAL DEV.	114,016,181.01	-	114,016,181.01
-	MINISTRY OF INTER GOVERNMENTAL AFFAIRS AND DONOR A	-	775,528.50	775,528.50
-	MINISTRY OF NIGER DELTA	-	935,902.50	935,902.50
177,476,059.55	MINISTRY OF YOUTH & SPORTS	139,288,351.92	380,000,000.00	240,711,648.08
27,953,919.17	MINISTRY OF TRANSPORT & TOURISM	27,743,811.70	-	27,743,811.70
-	MINISTRY OF ECONOMIC PLANNING, BUDGET AND STATISTICS	-	10,000,000.00	10,000,000.00
74,483,138.71	MIN. OF COMM. GOVT. COUNCIL, CULTURE & CHIEFT. AFFAIRS	73,018,129.65	86,000,000.00	12,981,870.35
<b>14,288,729,649.50</b>	<b>TOTAL</b>	<b>14,290,585,076.34</b>	<b>13,449,316,397.00</b>	<b>841,268,679.34</b>





# Imo State Government of Nigeria

Report of the Accountant General and Financial Statements for the year ended 31<sup>st</sup> December, 2019

20i

## 20a SCHEDULE OF RECURRENT GRANT AND SUBVENTIONS FOR 2019

	Actual 2019	Actual 2018
OFFICE OF THE GOVERNOR	=N=	=N=
Bureau of Public Procurements and Price Intelligence	20,721,739.91	13,144,120.01
Bureau of Science and Technology	3,650,081.59	3,539,978.34
ENTRACO	28,031,757.94	25,608,271.01
Imo Job Centre	9,793,749.80	9,273,345.61
Imo State Orientation Agency	160,452,237.21	129,197,615.88
NEPAD	2,967,088.03	2,809,282.68
Niger Delta Bureau	6,237,165.60	6,166,618.92
Poverty Alleviation	16,224,872.50	17,686,589.34
Hear and Football club	219,600,000.00	194,700,000.00
Youth must work- Imo Comm. Watch	-	957,671,308.60
Youth must work- Secondary	-	-
Youth must work- Primary	-	-
GHC/SIPA	6,560,850.48	6,478,904.19
Imo State Security Network	-	135,446,737.10
Imo Civil Guards Corps	-	346,380,811.98
Youth must work- CGC	-	-
Sweepers	-	-
<b>TOTAL</b>	<b>474,239,543.06</b>	<b>1,848,103,583.66</b>

20b

MINISTRY OF PLANNING AND ECONOMIC DEVELOPMENT	Actual 2019	Actual 2018
	=N=	=N=
Min. Of Planning & Economic Development	-	-
<b>TOTAL</b>	<b>-</b>	<b>-</b>





# Imo State Government of Nigeria

Report of the Accountant General and Financial Statements for the year ended 31<sup>st</sup> December, 2019

20c

OFFICE OF THE SECRETARY TO THE STATE GOVERNMENT	Actual 2019	Actual 2018
	=N=	=N=
UNICEF water & sanitation Project	23,006,739.49	20,976,336.14
Operation Smash		-
<b>TOTAL</b>	<b>23,006,739.49</b>	<b>20,976,336.14</b>

20d

OFFICE OF THE HEAD OF SERVICE	Actual 2019	Actual 2018
	=N=	=N=
State Directorate of Employment	8,922,917.07	8,550,680.14
<b>TOTAL</b>	<b>8,922,917.07</b>	<b>8,550,680.14</b>

20e

MINISTRY OF AGRIC. AND NATURAL RESOURCES	Actual 2019	Actual 2018
	=N=	=N=
Agricultural Development Project	202,897,173.04	201,052,646.33
Imo Livestock	6,060,540.18	5,977,992.69
MANR Shop		-
Imo State Zoological Garden, Nekede	9,600,000.00	9,750,000.00
Others		-
<b>TOTAL</b>	<b>218,557,713.22</b>	<b>216,780,639.02</b>





# Imo State Government of Nigeria

Report of the Accountant General and Financial Statements for the year ended 31<sup>st</sup> December, 2019

20i

20a SCHEDULE OF RECURRENT GRANT AND SUBVENTIONS FOR 2019 CONT'D

20f

MINISTRY OF COMMERCE & MARKET DEV	Actual 2019	Actual 2018
	=N=	=N=
Okigwe Cattle Market	3,471,593.00	3,359,674.40
Imo Marketing Company	8,479,133.00	7,912,378.44
Bureau for Privatisation & Investment		-
<b>TOTAL</b>	<b>11,950,726.00</b>	<b>11,272,052.84</b>

20g

MINISTRY OF EDUCATION	Actual 2019	Actual 2018
	=N=	=N=
Agency for Adult and Non-formal Educatio	4,352,496.53	4,613,061.74
Imo state Library Board	73,365,353.08	55,647,131.10
Imo state Polytechnic	1,046,000,000.00	966,000,000.00
Imo state University	2,460,000,000.00	2,460,000,000.00
Secondary Education Management Board	6,334,509,039.93	5,721,170,895.98
IMSUTH	1,386,495,300.00	-
HMB	780,000,000.00	-
COLLEGE OF HEALTH TECH, AMAIGBO	301,724,868.00	-
SCHOOL OF NURSING	172,197,898.26	-
IMO STATE COLLEGE OF EDU. IHITTE UBON	282,260,000.00	-
Special Education Centre, Orlu	9,600,000.00	9,750,000.00
School of Deaf & Dumb, Orodo	7,680,000.00	7,800,000.00
Imo College of Advanced Professional Stud	10,406,314.30	7,508,952.72
<b>TOTAL</b>	<b>12,868,591,270.10</b>	<b>9,232,490,041.54</b>





# Imo State Government of Nigeria

Report of the Accountant General and Financial Statements for the year ended 31<sup>st</sup> December, 2019

20h	<b>MINISTRY OF FINANCE</b>	<b>Actual 2019</b>	<b>Actual 2018</b>
		=N=	=N=
	PFMU/ PSGR/ DP	12,156,271.51	11,309,427.18
	Imo State SACCA	5,745,336.84	6,552,273.92
	<b>TOTAL</b>	<b>17,901,608.35</b>	<b>17,861,701.10</b>

20i	<b>MINISTRY OF HEALTH</b>	<b>Actual 2019</b>	<b>Actual 2018</b>
		=N=	=N=
	College of Health Technology	-	125,048,964.00
	Hospital Management Board	-	780,000,000.00
	Imo State Population Council	3,129,788.60	5,082,612.83
	Imo Essential Drugs	3,636,301.56	3,452,811.57
	Imo State University Teaching Hospital	-	1,248,000,000.00
	Consumer Protection Council/ Imo CPC	34,740,458.60	32,335,641.13
	School of Nursing	-	120,452,128.80
	Imo Health System Dev. Project II	-	-
	<b>TOTAL</b>	<b>41,506,548.76</b>	<b>2,314,372,158.33</b>

20j	<b>MIN. OF INFORMATION AND STRATEGY</b>	<b>Actual 2019</b>	<b>Actual 2018</b>
		=N=	=N=
	Imo Broadcasting Corporation	228,245,407.00	198,434,279.75
	Imo Newspaper	41,676,129.01	36,022,834.32
	<b>TOTAL</b>	<b>269,921,536.01</b>	<b>234,457,114.07</b>

20k	<b>MINISTRY OF JUSTICE</b>	<b>Actual 2019</b>	<b>Actual 2018</b>
		=N=	=N=
	Legal Aids Council	-	-
	<b>TOTAL</b>	<b>-</b>	<b>-</b>





# Imo State Government of Nigeria

Report of the Accountant General and Financial Statements for the year ended 31<sup>st</sup> December, 2019

20i

## 20a SCHEDULE OF RECURRENT GRANT AND SUBVENTIONS FOR 2019 CONT'D

20i	MINISTRY OF WOMEN AFFAIRS & SOCIAL DEV.	Actual 2019	Actual 2018
		=N=	=N=
	Remand Home, Ngor Okpala	1,920,000.00	1,950,000.00
	<b>TOTAL</b>	<b>1,920,000.00</b>	<b>1,950,000.00</b>

20m	MINISTRY OF PUBLIC UTILITIES & RURAL DEV.	Actual 2019	Actual 2018
		=N=	=N=
	IWADA	23,597,532.90	21,978,725.52
	Imo Water Corporation	90,418,648.11	80,023,499.71
	<b>TOTAL</b>	<b>114,016,181.01</b>	<b>102,002,225.23</b>

20n	MINISTRY OF YOUTH & SPORTS	Actual 2019	Actual 2018
		=N=	=N=
	Imo Sports Council	139,288,351.92	177,476,059.55
	<b>TOTAL</b>	<b>139,288,351.92</b>	<b>177,476,059.55</b>

20o	MINISTRY OF TRANSPORT & TOURISM	Actual 2019	Actual 2018
		=N=	=N=
	Imo State Tourism Board	21,094,244.34	22,054,565.11
	Blue Lake Treasure Resort	6,649,567.36	5,899,354.06
	Imo RUWASSA (UNICEF)	-	-
	<b>TOTAL</b>	<b>27,743,811.70</b>	<b>27,953,919.17</b>

20p	MIN. OF COMM. GOVT. COUNCIL, CULTURE & CH	Actual 2019	Actual 2018
		=N=	=N=
	Imo State Council for Arts & Culture	73,018,129.65	74,483,138.71
	<b>TOTAL</b>	<b>73,018,129.65</b>	<b>74,483,138.71</b>





# Imo State Government of Nigeria

Report of the Accountant General and Financial Statements for the year ended 31<sup>st</sup> December, 2019

## 20ii MONTHLY SCHEDULE OF GRANTS & SUBVENTION ACCORDING TO SUPERVISING MINISTRY

HEAD	SUPERVISING MINISTRY	JANUARY =N=	FEBRUARY =N=	MARCH =N=	APRIL =N=	MAY =N=	JUNE =N=	TOTAL =N=
<b>B/F</b>		<b>117,633,645.67</b>	<b>119,676,875.90</b>	<b>116,386,091.16</b>	<b>117,448,527.30</b>	<b>115,478,682.58</b>	<b>115,032,986.25</b>	<b>701,656,808.86</b>
	ENTRACO	2,194,255.22	2,194,255.22	2,194,255.22	2,194,255.22	2,194,255.22	2,194,255.22	13,165,531.32
	STATE DIRECTORATE OF EMPLOYMENT	730,662.13	730,662.13	730,662.13	730,662.13	730,662.23	730,662.23	4,383,972.98
	IMO COLLEGE OF ADVANCE STUDIES	686,418.19	686,418.19	686,418.19	686,418.19	715,625.96	715,625.96	4,176,924.68
	IMO MARKETING COMPANY	697,651.86	697,651.86	697,651.86	697,651.86	697,651.86	697,651.86	4,185,911.16
	OKIGWE CATTLE MARKET	288,704.00	288,704.00	288,704.00	288,704.00	276,419.00	276,419.00	1,707,654.00
	BUREAU FOR SCIENCE AND TECH.	315,912.52	315,912.52	315,912.52	315,912.52	315,912.52	315,912.52	1,895,475.12
	BUREAU FOR PUBLIC PROCUREMENT	1,135,125.14	1,135,125.14	1,135,125.14	1,135,125.14	1,135,126.14	1,135,126.14	6,810,752.84
	IMO STATE SACA	509,673.35	509,673.35	509,673.35	509,673.35	509,673.85	509,673.35	3,058,040.10
	IPC	261,812.55	261,812.55	261,812.55	261,812.55	261,812.55	261,812.55	1,570,875.30
	IMO SECURITY NETWORK	-	-	-	-	-	-	-
	IMO CIVIL GUARD	-	-	-	-	-	-	-
	IMO COMMUNITY WATCH	-	-	-	-	-	-	-
	<b>SUB-TOTAL</b>	<b>124,453,860.63</b>	<b>126,497,090.86</b>	<b>123,206,306.12</b>	<b>124,268,742.26</b>	<b>122,315,821.41</b>	<b>121,870,125.08</b>	<b>742,611,946.36</b>
	<b>TERTIARY INSTITUTIONS</b>							
	IMSU	205,000,000.00	205,000,000.00	205,000,000.00	205,000,000.00	205,000,000.00	205,000,000.00	1,230,000,000.00
	HMB	65,000,000.00	65,000,000.00	65,000,000.00	65,000,000.00	65,000,000.00	65,000,000.00	390,000,000.00
	IMSUTH	104,000,000.00	104,000,000.00	104,000,000.00	104,000,000.00	104,000,000.00	104,000,000.00	624,000,000.00
	IMO STATE POLYTECHNIC, UMUAGWO	80,500,000.00	80,500,000.00	88,500,000.00	88,500,000.00	88,500,000.00	88,500,000.00	515,000,000.00
	COLLEGE OF HEALTH TECH, AMAIGBO	25,143,739.00	25,143,739.00	25,143,739.00	25,143,739.00	25,143,739.00	25,143,739.00	150,862,434.00
	SCHOOL OF NURSING	13,746,891.03	13,746,891.03	14,470,411.62	14,470,411.62	14,470,411.62	14,470,411.62	85,375,428.54
	SEMB	520,805,546.03	520,805,546.03	516,880,581.03	516,880,581.03	516,880,581.03	516,880,581.03	3,109,133,416.18
	IMO STATE COLLEGE OF EDU. IHITTE U	20,200,000.00	60,060,000.00	20,200,000.00	20,200,000.00	20,200,000.00	20,200,000.00	161,060,000.00
	<b>GRAND TOTAL</b>	<b>1,158,850,035.69</b>	<b>1,200,753,266.92</b>	<b>1,162,401,037.77</b>	<b>1,163,463,473.91</b>	<b>1,161,510,553.06</b>	<b>1,161,064,856.73</b>	<b>7,008,043,225.08</b>





# Imo State Government of Nigeria

Report of the Accountant General and Financial Statements for the year ended 31<sup>st</sup> December, 2019

## 20ii MONTHLY SCHEDULE OF GRANTS & SUBVENTION ACCORDING TO SUPERVISING MINISTRY

HEAD	SUPERVISING MINISTRY	JANUARY =N=	FEBRUARY =N=	MARCH =N=	APRIL =N=	MAY =N=	JUNE =N=	TOTAL =N=
	NEPAD	236,188.86	236,188.86	236,188.86	236,188.86	236,188.86	236,188.86	1,417,133.16
	REMAND HOME LOGARA NGOR-OKPUA	160,000.00	160,000.00	160,000.00	160,000.00	160,000.00	160,000.00	960,000.00
	SCHOOL OF DEAF & DUMB, ORODO	640,000.00	640,000.00	640,000.00	640,000.00	640,000.00	640,000.00	3,840,000.00
	SPECIAL EDUCATION CENTRE, ORLU	800,000.00	800,000.00	800,000.00	800,000.00	800,000.00	800,000.00	4,800,000.00
	IMO STATE LIBRARY BOARD	4,778,356.06	5,778,356.06	5,778,356.06	5,778,356.06	4,778,356.06	4,778,356.06	31,670,136.36
	GHO- IMO JOB CENTRE	797,058.50	797,058.50	797,058.50	797,058.50	797,058.50	797,058.50	4,782,351.00
	HEARTLAND FOOTBALL CLUB	14,400,000.00	14,400,000.00	14,400,000.00	14,400,000.00	14,400,000.00	14,400,000.00	86,400,000.00
	GHO- ISIPA	546,737.54	546,737.54	546,737.54	546,737.54	546,737.54	546,737.54	3,280,425.24
	AGENCY FOR FORMAL & NON-FORMAL	380,764.69	380,764.69	380,764.69	380,764.69	380,764.69	349,810.44	2,253,633.89
	IMO BLUE LAKE OF TREASURE, OGUTA	485,854.18	485,854.18	485,854.18	545,854.18	545,854.18	545,854.18	3,095,125.08
	UNICEF	1,837,757.77	1,837,757.77	1,837,757.77	1,837,757.77	1,837,757.77	1,837,757.77	11,026,546.62
	IWADA	1,893,545.00	1,893,545.00	1,893,545.00	1,893,545.00	1,893,545.00	1,893,545.00	11,361,270.00
	WATER CORPORATION	8,746,768.87	8,746,768.87	6,893,681.91	6,874,963.87	6,874,963.87	6,874,963.87	45,012,111.26
	IMO OREINTATION	12,365,971.66	12,365,971.66	12,365,971.66	13,424,604.47	13,424,604.47	13,424,604.47	77,371,728.39
	PFMU AND PSGRDP	982,405.45	982,405.45	982,405.45	982,405.45	982,405.45	982,405.45	5,894,432.70
	IMO NEWSPAPER	3,201,827.38	3,315,039.49	3,315,039.49	3,315,039.49	3,315,039.49	3,315,039.49	19,777,024.83
	IBC	18,895,488.00	19,895,488.00	18,697,243.00	18,989,912.00	18,743,645.00	18,382,305.00	113,604,081.00
	ZOOLOGICAL GARDEN	800,000.00	800,000.00	800,000.00	800,000.00	800,000.00	800,000.00	4,800,000.00
	IMO LIVESTOCK	511,746.10	511,746.10	511,746.10	511,746.10	511,746.10	511,746.10	3,070,476.60
	IMO ADP	16,566,607.20	16,512,592.32	16,385,454.78	16,119,460.15	16,202,794.67	16,202,794.67	97,989,703.79
	IMO ESSENTIAL DRUGS	298,605.65	298,605.65	298,605.65	298,605.65	298,605.65	298,605.65	1,791,633.90
	IMO STATE COUNCIL FOR ARTS & CULT	6,166,736.86	6,150,769.86	6,038,454.62	5,974,301.62	5,890,193.51	5,836,791.43	36,057,247.90
	IMO STATE SPORTS COUNCIL	15,421,178.49	15,421,178.49	15,421,178.49	15,421,178.49	15,421,178.49	15,421,178.49	92,527,070.94
	IMO STATE TOURISM BOARD	2,018,303.90	2,018,303.90	2,018,303.90	2,018,303.90	1,295,496.75	1,295,496.75	10,664,209.10
	CONSUMER PROTECTION COUNCIL	2,808,566.05	2,808,566.05	2,808,566.05	2,808,566.05	2,808,566.05	2,808,566.05	16,851,396.30
	NIGER DELTA BUREAU	519,763.80	519,763.80	519,763.80	519,763.80	519,763.80	519,763.80	3,118,582.80
	POVERTY ALLEVIATION	1,373,413.66	1,373,413.66	1,373,413.66	1,373,413.66	1,373,416.68	1,373,416.68	8,240,488.00
	<b>SUB TOTAL</b>	<b>117,633,645.67</b>	<b>119,676,875.90</b>	<b>116,386,091.16</b>	<b>117,448,527.30</b>	<b>115,478,682.58</b>	<b>115,032,986.25</b>	<b>701,656,808.86</b>





# Imo State Government of Nigeria

Report of the Accountant General and Financial Statements for the year ended 31<sup>st</sup> December, 2019

## 20ii MONTHLY SCHEDULE OF GRANTS & SUBVENTION ACCORDING TO SUPERVISING MINISTRY

HEA	SUPERVISING MINISTRY	JULY	AUGUST	SEPTEMBER	OCTOBER	NOVEMBER	DECEMBER	TOTAL
		=N=	=N=	=N=	=N=	=N=	=N=	=N=
	NEPAD	258,023.17	236,188.86	263,935.71	263,935.71	263,935.71	263,935.71	1,549,954.87
	REMAND HOME LOGARA NGOR-OKPUA	160,000.00	160,000.00	160,000.00	160,000.00	160,000.00	160,000.00	960,000.00
	SCHOOL OF DEAF & DUMB, ORODO	640,000.00	640,000.00	640,000.00	640,000.00	640,000.00	640,000.00	3,840,000.00
	SPECIAL EDUCATION CENTRE, ORLU	800,000.00	800,000.00	800,000.00	800,000.00	800,000.00	800,000.00	4,800,000.00
	IMO STATE LIBRARY BOARD	5,778,356.06	4,778,356.06	7,784,626.15	7,784,626.15	7,784,626.15	7,784,626.15	41,695,216.72
	GHO- IMO JOB CENTRE	797,058.50	797,058.50	854,320.45	854,320.45	854,320.45	854,320.45	5,011,398.80
	HEARTLAND FOOTBALL CLUB	14,400,000.00	22,200,000.00	22,200,000.00	22,200,000.00	22,200,000.00	30,000,000.00	133,200,000.00
	GHO- ISIPA	546,737.54	546,737.54	546,737.54	546,737.54	546,737.54	546,737.54	3,280,425.24
	AGENCY FOR FORMAL & NON-FORMAL	349,810.44	349,810.44	349,810.44	349,810.44	349,810.44	349,810.44	2,098,862.64
	IMO BLUE LAKE OF TREASURE, OGUTA	545,854.18	545,854.18	603,183.48	603,183.48	603,183.48	653,183.48	3,554,442.28
	UNICEF	2,028,487.02	1,837,757.77	2,028,487.02	2,028,487.02	2,028,487.02	2,028,487.02	11,980,192.87
	IWADA	1,893,545.00	1,893,545.00	2,059,695.63	2,059,695.63	2,164,890.82	2,164,890.82	12,236,262.90
	WATER CORPORATION	6,874,963.87	7,908,861.01	9,174,985.81	7,091,358.48	7,178,183.84	7,178,183.84	45,406,536.85
	IMO OREINTATION	14,228,089.51	13,424,604.47	13,856,953.71	13,856,953.71	13,856,953.71	13,856,953.71	83,080,508.82
	PFMU AND PSGRDP	1,013,024.92	982,405.45	1,066,602.11	1,066,602.11	1,066,602.11	1,066,602.11	6,261,838.81
	IMO NEWSPAPER	3,535,629.41	3,315,039.49	3,700,977.93	3,700,977.93	3,700,977.93	3,945,501.49	21,899,104.18
	IBC	18,582,305.00	18,382,305.00	19,419,179.00	19,419,179.00	19,419,179.00	19,419,179.00	114,641,326.00
	ZOOLOGICAL GARDEN	800,000.00	800,000.00	800,000.00	800,000.00	800,000.00	800,000.00	4,800,000.00
	IMO LIVESTOCK	519,763.80	511,746.10	489,638.42	489,638.42	489,638.42	489,638.42	2,990,063.58
	IMO ADP	17,667,853.88	16,719,743.24	18,214,403.34	18,223,300.86	17,037,602.87	17,044,565.06	104,907,469.25
	IMO ESSENTIAL DRUGS	301,808.07	298,605.65	307,275.09	322,428.67	307,275.09	307,275.09	1,844,667.66
	IMO STATE COUNCIL FOR ARTS & CULT	6,712,532.06	5,838,302.01	6,119,198.66	6,119,198.66	6,110,095.56	6,061,554.80	36,960,881.75
	IMO STATE SPORTS COUNCIL	15,421,178.49	15,421,178.49	15,918,924.00	-	-	-	46,761,280.98
	IMO STATE TOURISM BOARD	1,295,496.75	1,295,496.75	1,654,237.00	2,061,601.58	2,061,601.58	2,061,601.58	10,430,035.24
	CONSUMER PROTECTION COUNCIL	2,809,347.54	2,809,347.54	3,107,299.77	3,073,173.84	3,067,820.79	3,022,072.82	17,889,062.30
	NIGER DELTA BUREAU	519,763.80	519,763.80	519,763.80	519,763.80	519,763.80	519,763.80	3,118,582.80
	POVERTY ALLEVIATION	1,373,416.68	1,373,416.68	1,410,328.76	1,275,710.43	1,275,810.52	1,275,701.43	7,984,384.50
	SUB- TOTAL	119,853,045.69	124,386,124.03	134,050,563.82	116,310,683.91	115,287,496.83	123,294,584.76	733,182,499.04





# Imo State Government of Nigeria

Report of the Accountant General and Financial Statements for the year ended 31<sup>st</sup> December, 2019

## 20ii MONTHLY SCHEDULE OF GRANTS & SUBVENTION ACCORDING TO SUPERVISING MINISTRY

HEAD	SUPERVISING MINISTRY	JULY =N=	AUGUST =N=	SEPTEMBER =N=	OCTOBER =N=	NOVEMBER =N=	DECEMBER =N=	TOTAL =N=
B/F		119,853,045.69	124,386,124.03	134,050,563.82	116,310,683.91	115,287,496.83	123,294,584.76	733,182,499.04
	ENTRACO	2,229,041.69	2,196,196.63	3,029,405.33	2,513,880.02	2,513,880.36	2,383,822.59	14,866,226.62
	STATE DIRECTORATE OF EMPLOYMENT	694,729.75	730,662.23	794,086.81	794,085.64	762,689.83	762,689.83	4,538,944.09
	IMO COLLEGE OF ADVANCE STUDIES	716,621.45	715,625.96	614,373.08	605,709.59	605,598.59	2,971,460.95	6,229,389.62
	IMO MARKETING COMPANY	697,651.86	697,651.86	724,479.53	724,479.53	724,479.53	724,479.53	4,293,221.84
	OKIGWE CATTLE MARKET	312,840.00	276,419.00	293,670.00	293,670.00	293,670.00	293,670.00	1,763,939.00
	BUREAU FOR SCIENCE AND TECH.	318,829.14	315,912.52	319,971.05	319,971.06	239,961.35	239,961.35	1,754,606.47
	BUREAU FOR PUBLIC PROCUREMENT	1,135,126.14	1,135,126.14	3,826,437.29	3,825,965.97	2,034,170.82	1,954,160.91	13,910,987.07
	IMO STATE SACA	477,407.93	464,196.99	459,850.03	459,850.03	412,995.88	412,995.88	2,687,296.74
	IPC	261,812.55	261,812.55	257,841.55	257,841.55	261,812.55	257,792.55	1,558,913.30
	IMO SECURITY NETWORK	-	-	-	-	-	-	-
	IMO CIVIL GUARD	-	-	-	-	-	-	-
	IMO COMMUNITY WATCH	-	-	-	-	-	-	-
	SUB-TOTAL	126,697,106.20	131,179,727.91	144,370,678.49	126,106,137.30	123,136,755.54	133,295,618.35	784,786,023.79
	TERTIARY INSTITUTIONS							
	IMSU	205,000,000.00	205,000,000.00	205,000,000.00	205,000,000.00	205,000,000.00	205,000,000.00	1,230,000,000.00
	HMB	65,000,000.00	65,000,000.00	65,000,000.00	65,000,000.00	65,000,000.00	65,000,000.00	390,000,000.00
	IMSUTH	104,000,000.00	104,000,000.00	104,000,000.00	150,165,100.00	150,165,100.00	150,165,100.00	762,495,300.00
	IMO STATE POLYTECHNIC, UMUAGWO	88,500,000.00	88,500,000.00	88,500,000.00	88,500,000.00	88,500,000.00	88,500,000.00	531,000,000.00
	COLLEGE OF HEALTH TECH, AMAIGBO	25,143,739.00	25,143,739.00	25,143,739.00	25,143,739.00	25,143,739.00	25,143,739.00	150,862,434.00
	SCHOOL OF NURSING	14,470,411.62	14,470,411.62	14,470,411.62	14,470,411.62	14,470,411.62	14,470,411.62	86,822,469.72
	SEMB	516,880,581.03	554,034,564.90	554,034,564.90	536,362,358.95	536,362,358.95	527,701,195.02	3,225,375,623.75
	IMO STATE COLLEGE OF EDU. IHITTE U	20,200,000.00	20,200,000.00	20,200,000.00	20,200,000.00	20,200,000.00	20,200,000.00	121,200,000.00
	GRAND TOTAL	1,165,891,837.85	1,207,528,443.43	1,220,719,394.01	1,230,947,746.87	1,227,978,365.11	1,229,476,063.99	7,282,541,851.26





# Imo State Government of Nigeria

Report of the Accountant General and Financial Statements for the year ended 31<sup>st</sup> December, 2019

21a SCHEDULE OF CAPITAL EXPENDITURE FOR 2019 BY MONTHLY PURCHASE/ CONSTRUCTION OF ASSETS FOR 2019

MONTHS	ECONOMIC	ADMINISTRATIVE	SOCIAL	TOTAL
	=N=	=N=	=N=	=N=
JANUARY		3,818,000,000.00		3,818,000,000.00
FEBRUARY		2,746,000,000.00	100,000,000.00	2,846,000,000.00
MARCH	2,000,000,000.00	1,500,000,000.00	1,000,000,000.00	4,500,000,000.00
APRIL		1,948,839,699.38		1,948,839,699.38
MAY		169,300,000.00	10,900,000.00	180,200,000.00
JUNE	632,008,526.00	1,165,350,000.00	150,000,000.00	1,947,358,526.00
JULY	545,620,796.86	1,001,347,455.00	269,750,000.00	1,816,718,251.86
AUGUST	913,452,339.00	836,058,467.99	450,000,000.00	2,199,510,806.99
SEPTEMBER	695,089,728.55	913,106,751.40	419,349,654.76	2,027,546,134.71
OCTOBER	3,498,145,118.31	147,546,021.12	280,472,019.72	3,926,163,159.15
NOVEMBER	1,967,361,476.22	496,924,500.00	58,885,334.23	2,523,171,310.45
DECEMBER	796,996,119.37	138,513,418.11		935,509,537.48
<b>TOTAL</b>	<b>11,048,674,104.31</b>	<b>14,880,986,313.00</b>	<b>2,739,357,008.71</b>	<b>28,669,017,426.02</b>

21b SCHEDULE OF CAPITAL EXPENDITURE FOR 2019 BY sector PURCHASE/ CONSTRUCTION OF ASSETS

Actual 2018	SECTORS	Actual 2019	Budget 2019	Variance
=N=		=N=	=N=	=N=
-	ECONOMIC	11,048,674,104.31	82,439,555,839.00	71,390,881,734.69
762,550,000.00	SOCIAL	2,639,357,008.71	50,399,991,403.00	47,760,634,394.29
	LAW & JUSTICE			
	REGIONAL			
54,852,536,000.00	ADMINISTRATIVE	14,880,986,313.00	72,317,999,396.25	57,437,013,083.25
	STATE COUNTERPART FUND	100,000,000.00	9,690,401,940.00	9,590,401,940.00
<b>55,615,086,000.00</b>	<b>TOTAL</b>	<b>28,669,017,426.02</b>	<b>214,847,948,578.25</b>	<b>186,178,931,152.23</b>





# Imo State Government of Nigeria

Report of the Accountant General and Financial Statements for the year ended 31<sup>st</sup> December, 2019

## 22 SCHEDULE OF CAPITAL EXPENDITURE FUNDED FROM AIDS & GRANTS FOR 2019 SUMMARY OF PROJECT FINANCIAL MANAGEMENT UNIT (PFMU) TRANSACTIONS FOR 2019

PROJECT	TRANSFER	IDA LOAN RECEIPT	INT./ OTH	TOTAL RECEIPTS	TOTAL DIS	OPENING BALAN	CLOSING BALANCE
	=N=	=N=	=N=	=N=	=N=	01/01/2019	31/12/2019
HSDP II (WORLD BANK)						288,046.38	288,046.38
HIV/AIDS PROG. MAP II						82,733,144.35	82,733,144.35
FADAMA III						- 437,944.00	- 437,944.00
<b>TOTAL</b>						<b>82,583,246.73</b>	<b>82,583,246.73</b>

## IMO STATE GOVERNMENT OF NIGERIA

## 23 SCHEDULE OF OTHER CAPITAL EXPENDITURE: FINANCIAL INSTRUMENTS FOR 2019

CLASSIFICATION	2019	2018
	=N=	=N=
QUOTED INVESTMENT	4,233,164,574.90	4,233,164,574.90
UNQUOTED INVESTMENT	318,554,450.00	318,554,450.00
OTHER INVESTMENT	65,558,555,394.00	65,558,555,394.00
<b>TOTAL</b>	<b>70,110,274,418.90</b>	<b>70,110,274,418.90</b>





# Imo State Government of Nigeria

Report of the Accountant General and Financial Statements for the year ended 31<sup>st</sup> December, 2019

## 23a SCHEDULE OF FINANCIAL MARKET INSTRUMENTS (INVESTMENTS) - QUOTED COMPANIES

S/N	NAME OF COMPANY	TOTAL HELD 1/1/2019	COST PER UNIT	TOTAL COST 1/1/2019	TOTAL HELD 31/12	TOTAL COST 31/12/2019
		UNITS	=N=	=N=	UNITS	=N=
1	Evans Medical Plc	635,674.00		1,271,348.00	635,674.00	1,271,348.00
2	First Alluminium Nigeria Plc	2,966,617.00		1,483,308.50	2,966,617.00	1,483,308.50
3	Access Bank	13,931,271.00	14.9	207,575,937.90	13,931,271.00	207,575,937.90
4	Sterling Bank	4,455,042.00	3	13,365,126.00	4,455,042.00	13,365,126.00
5	UAC Nigeria Plc	1,508,202.00		3,016,404.00	1,508,202.00	3,016,404.00
6	Mainstreet Bank	1,927,753.00		2,313,303.60	1,927,753.00	2,313,303.60
7	Capital Hotels Plc	20,513,994.00	6.6	135,392,360.40	20,513,994.00	135,392,360.40
8	UBA Plc	448,875.00	4.35	1,953,656.25	448,875.00	1,953,656.25
9	Keystone Babk	8,499,996.00	17	144,499,932.00	8,499,996.00	144,499,932.00
10	Zenith Bank Plc	3,661,423.00	38.3	140,240,079.50	3,661,423.00	140,240,079.50
11	Spring Bank	9,617,162.00		8,969,615.50	9,617,162.00	8,969,615.50
12	Cadbury Plc	3,600.00		85,680.00	3,600.00	85,680.00
13	Guinness Nigeria Plc	1,875.00		204,817.50	1,875.00	204,817.50
14	Nestle Foods Plc	1,500.00		220,665.00	1,500.00	220,665.00
15	Nigerian Breweries Plc	9,100.00		311,675.00	9,100.00	311,675.00
16	Oando Plc	296,345.00		3,494,301,688.85	296,345.00	3,494,301,688.85
17	Union Bank Of Nigeria Plc	2,855,780.00		2,166,454.00	2,855,780.00	2,166,454.00
18	Access Bank (Intercontinental)	206,596.00	5.54	1,143,656.00	206,596.00	1,143,656.00
19	United Nigeria Insurance	229,765.00		114,882.50	229,765.00	114,882.50
20	UBA Capital Plc	62,590.00	4.35	272,266.50	62,590.00	272,266.50
21	Afriland Properties Plc	15,647.00	4.35	68,064.45	15,647.00	68,064.45
22	African Prudential Registrar Plc	15,647.00	4.35	68,064.45	15,647.00	68,064.45
23	Aluminium Extrusion	148,102,458.00		74,051,229.00	148,102,458.00	74,051,229.00
24	Universal Insurance	74,360.00	1	74,360.00	74,360.00	74,360.00
	<b>TOTAL</b>			<b>4,233,164,574.90</b>		<b>4,233,164,574.90</b>





# Imo State Government of Nigeria

Report of the Accountant General and Financial Statements for the year ended 31<sup>st</sup> December, 2019

23b SCHEDULE OF FINANCIAL MARKET INSTRUMENTS (INVESTMENTS) - UNQUOTED COMPANIES

S/N	NAME OF COMPANY	TOTAL HELD 1/1/2019 UNITS	COST PER UNIT =N=	TOTAL COST 1/1/2019 =N=	TOTAL HELD 31/12/2019 UNITS	TOTAL COST 31/12/2019 =N=
ACTIVE						
1	Emenite Limited	23,218,656	2	46,437,312.00	23,218,656	46,437,312.00
2	Nig. W/Minister Dredging & Marine	790,400	1	790,400.00	790,400	790,400.00
3	Niger Cat Nigeria Limited	1,105,000	1	1,105,000.00	1,105,000	1,105,000.00
4	Imo Transport Limited	6,898,721	1	6,898,721.00	6,898,721	6,898,721.00
INACTIVE						
5	Air Midwest Limited	150,000,000	1	150,000,000.00	150,000,000	150,000,000.00
6	Standard Shoe Company Limited	98	2	196	98	196
7	Imo Hotels Limited	4,000,000	1	4,000,000.00	4,000,000	4,000,000.00
8	Developt Finance & Investment Co.	20,000,000	0.5	10,000,000.00	20,000,000	10,000,000.00
9	Imo Newspaper Limited	5,000	1	5,000.00	5,000	5,000.00
10	Clay Product Limited	1,000,000	2	2,000,000.00	1,000,000	2,000,000.00
11	Adapalm Nigeria Limited	55,524,272	1	55,524,272.00	55,524,272	55,524,272.00
12	Palm Oil Mill Limited	69,333	1	69,333.00	69,333	69,333.00
13	Markink Medical Company Limited	117,260	1	117,260.00	117,260	117,260.00
14	Nigerian Starch Mills Limited	312,000	1	312,000.00	312,000	312,000.00
15	Lion of Africa Insurance Limited	398,465	1	398,465.00	398,465	398,465.00
16	Mothercat Overseas Nigeria Limited	44,200	1	44,200.00	44,200	44,200.00
17	Nigeria Sugar Company Limited	32,135	1	32,135.00	32,135	32,135.00
18	Imo Motors Limited	300,000	1	300,000.00	300,000	300,000.00
19	Concorde Hotels Limited	4	0.5	2	4	2
20	Imo Modern Poultry Limited	2	1	2	2	2
21	Anambra Motors Manufacturing Limited	487,500	1	487,500.00	487,500	487,500.00
22	Imo Ruber Estates Limited	4,000,000	1	4,000,000.00	4,000,000	4,000,000.00
23	Oguta Lakes Hotels	2,000,000	0.5	1,000,000.00	2,000,000	1,000,000.00
MORIBOND						
24	Lake Insurance Company Limited	9,900,000	1	9,900,000.00	9,900,000	9,900,000.00
25	Nsu Ceramics Limited	7,500,000	1	7,500,000.00	7,500,000	7,500,000.00
26	Integrated Aluminium Products	3,500,000	0.5	1,750,000.00	3,500,000	1,750,000.00
27	Sach. Hercules Nigeria Limited	3,000,000	1	3,000,000.00	3,000,000	3,000,000.00
28	Resin and Paints Industry Limited	9,800,000	0.5	4,900,000.00	9,800,000	4,900,000.00
29	Cardboard Packaging Company	5,390,000	1	5,390,000.00	5,390,000	5,390,000.00
30	ISBIC Mort. Nigeria Company	2,350,000	1	2,350,000.00	2,350,000	2,350,000.00
31	Niger Pools Limited	2,652	1	2,652.00	2,652	2,652.00
32	Ndu Floor Mills Limited	240,000	1	240,000.00	240,000	240,000.00
<b>GRAND TOTAL</b>				<b>318,554,450.00</b>		<b>318,554,450.00</b>





# Imo State Government of Nigeria

Report of the Accountant General and Financial Statements for the year ended 31<sup>st</sup> December, 2019

## 23c SCHEDULE OF OTHER INVESTMENTS

S/N	DETAILS	BALANCE 1/1/2019	BALANCE 1/1/2019	BALANCE 31/12/2019	BALANCE 31/12/2019
		USD \$	=N=	USD \$	=N=
1	IBRD TREE CROP AND OTHERS	18,557,294.00	2,412,600,757.00	18,557,294.00	2,412,600,757.00
2	IFAD, ELD & EDFOIL PALM & ADAPALM	13,074,114.00	11,699,742,287.00	13,074,114.00	11,699,742,287.00
3	ADAPALM, CONCORDE HOTEL & OTHER COMPAN	310,135,095.00	40,317,562,350.00	310,135,095.00	40,317,562,350.00
4	AVUTU POULTRY AND OTHERS	85,605,000.00	11,128,650,000.00	85,605,000.00	11,128,650,000.00
	<b>TOTAL</b>	<b>427,371,503.00</b>	<b>65,558,555,394.00</b>	<b>427,371,503.00</b>	<b>65,558,555,394.00</b>

## IMO STATE GOVERNMENT OF NIGERIA

## 24 SCHEDULE OF OUTSTANDING EXTERNAL LOANS AS AT 31ST DECEMBER 2019

LOAN	PROJECT	Opening Balance	Draw Down	Repayment	Balance 31/12/2019
		=N=	=N=	=N=	=N=
AFDF	Health System Dev. IV	578,162,208.84	-	6,517,141.36	571,645,067.48
AFDF	Health System Dev. IV	56,918,017.47	-	27,271.70	56,670,745.77
EDF	State oil Palm Belt Rural Programme (87.5%)	1,941,736,192.46	-	173,379,092.24	1,768,357,100.22
IDA	Health System Development	689,629,515.79	-	22,012,498.35	667,617,017.44
IDA	Universal Basic Education	1,245,085,838.46	-	38,187,500.00	1,206,898,338.46
IDA	Local Employment and Environment	2,087,510,932.58	-	57,286,993.40	2,030,223,939.18
IDA	National Fadama II	1,527,880,944.36	-	51,574,287.33	1,476,306,657.03
IDA	HIV/ AIDS Programme	1,021,494,245.41	-	33,613,305.55	987,880,939.86
IDA	Health System Dev. Project (Addtn Financing)	900,181,438.18	-	20,155,735.00	880,025,703.18
IDA	Community and Social Development Project	1,314,205,723.69	-	27,556,337.13	1,286,649,386.56
IDA	Third National Fadama Development Project	1,086,670,623.99	-	22,313,796.33	1,064,356,827.66
IDA	Second HIV/ AIDS Programme Dev. Proj. II	732,495,111.81	-	-	732,495,111.81
IDA	Imo state Erosion and Wasteshed Mgt. Proj.	4,020,604,156.50	-	-	4,020,604,156.50
IFAD	Community Based Natural Resources Mgt. Proj.	285,755,648.93	-	16,039,229.63	269,716,419.30
AFD	Rural Access and Mobility Project	-	2,138,500,000.00	-	2,138,500,000.00
	<b>TOTAL</b>	<b>17,488,330,598.47</b>	<b>2,138,500,000.00</b>	<b>468,883,188.02</b>	<b>19,157,947,410.45</b>





# Imo State Government of Nigeria

Report of the Accountant General and Financial Statements for the year ended 31<sup>st</sup> December, 2019

## 24b SCHEDULE OF OUTSTANDING EXTERNAL LOANS AS AT 31ST DECEMBER 2019

LOAN	PROJECT	ACTUAL 2019 \$	ACTUAL 2018 \$	ACTUAL 2019 =N=	ACTUAL 2018 =N=
AFDF	Health System Dev. IV	1,989,945.49	2,047,494.31	571,645,067	578,162,208.84
AFDF	Health System Dev. IV	185,811.61	186,621.06	56,670,746	56,918,017.47
EDF	State oil Palm Belt Rural Programme (87.	6,361,690.00	7,063,202.18	1,768,357,100	1,941,736,192.46
IDA	Health System Development	2,271,172.82	2,354,598.91	667,617,017	689,629,515.79
IDA	Universal Basic Education	3,958,078.21	4,083,078.21	1,206,898,338	1,245,085,838.46
IDA	Local Empowerment and Enviroment	6,657,962.71	6,845,481.53	2,030,223,939	2,087,510,932.58
IDA	National Fadama II	5,029,969.45	5,228,469.08	1,476,306,657	1,527,880,944.36
IDA	HIV/ AIDS Programme	3,361,392.87	3,488,167.99	987,880,940	1,021,494,245.41
IDA	Health System Dev. Project (Addtn Finan	2,983,042.50	3,064,658.30	880,025,703	900,181,438.18
IDA	Community and Social Development Proj	4,359,276.83	4,474,898.83	1,286,649,387	1,314,205,723.69
IDA	Third National Fadama Development Pro	3,608,148.16	3,700,002.30	1,064,356,828	1,086,670,623.99
IDA	Second HIV/ AIDS Programme Dev. Proj.	2,473,844.94	2,488,157.03	732,495,112	732,495,111.81
IDA	Imo state Erosion and Wasteshed Mgt. P	13,656,239.22	13,735,245.52	4,020,604,157	4,020,604,156.50
IFAD	Community Based Natural Resources Mg	865,883.23	923,511.37	269,716,419	285,755,648.93
AFD	Rural Access and Mobility Project	7,000,000.00	-	2,138,500,000	-
	<b>TOTAL</b>	<b>64,762,458.04</b>	<b>59,683,586.62</b>	<b>19,157,947,410.45</b>	<b>17,488,330,598.47</b>





**SUMMARY OF REPAYMENT OF EXTERNAL LOANS (PRINCIPAL)**

LOAN	PROJECT	ACTUAL 2019		ACTUAL 2018	
		\$	=N=	\$	=N=
AFDF	Health System Dev. IV	21,332.70	6,517,141.36	21,898.28	7,079,463.66
AFDF	Health System Dev. IV	809.40	247,271.70	809.40	247,493.93
EDF	State oil Palm Belt Rural Programme (87.5%)	567,525.67	173,379,092.24	578,066.93	186,684,166.63
IDA	Health System Development	72,054.00	22,012,498.35	70,286.54	21,630,786.26
IDA	Universal Basic Education	125,000.00	38,187,500.00	125,000.00	38,253,099.13
IDA	Local Empowerment and Enviroment	187,518.80	57,286,993.40	187,518.82	57,366,652.30
IDA	National Fadama II	168,819.27	51,574,287.33	169,399.44	53,288,198.97
IDA	HIV/ AIDS Programme	110,027.19	33,613,305.55	107,328.24	33,068,101.91
IDA	Health System Dev. Project (Addtn Financing)	65,976.22	20,155,735.00	32,178.91	9,854,058.33
IDA	Community and Social Development Project	90,200.78	27,556,337.13	45,201.00	14,069,227.26
IDA	Third National Fadama Development Project	73,040.25	22,313,796.33	35,489.85	11,039,790.05
IDA	Second HIV/ AIDS Programme Dev. Proj. II	-	-	-	-
IDA	Imo state Erosion and Wasteshed Mgt. Proj.	-	-	-	-
IFAD	Community Based Natural Resources Mgt. Prd	52,501.57	16,039,229.63	52,618.69	16,552,098.46
AFD	Rural Access and Mobility Project	-	-	-	-
	<b>TOTAL</b>	<b>1,534,805.85</b>	<b>468,883,188.02</b>	<b>1,425,796.10</b>	<b>449,133,136.89</b>





# Imo State Government of Nigeria

Report of the Accountant General and Financial Statements for the year ended 31<sup>st</sup> December, 2019

## 26a SUMMARY OF INTERNAL LOANS PROCEEDS & REPAYMENTS

### INTERNAL LOAN/ OVERDRAFTS (PRINCIPAL REPAYMENTS) 2019

INSTITUTIONS	Opening Balance 01/01/2019	Draw Down	Repayment	Closing Balance 31/12/2019
	=N=	=N=	=N=	=N=
<b>FINANCIAL INSTITUTIONS</b>				
FIDELITY BANK PLC	6,185,337,406.88		161,538,303.04	6,023,799,103.84
ZENITH BANK PLC	19,008,693,575.74		491,722,628.32	18,516,970,947.42
ZENITH BANK PLC	9,479,639,813.68		236,084,407.00	9,243,555,406.68
<b>SUB-TOTAL</b>	<b>34,673,670,796.30</b>		<b>889,345,338.36</b>	<b>33,784,325,457.94</b>
<b>BONDS</b>				
IMO STATE BOND				
FG BOND	35,551,770,052.00		640,021,152.27	34,911,748,899.73
<b>SUB-TOTAL</b>	<b>70,225,440,848.30</b>		<b>640,021,152.27</b>	<b>68,696,074,357.67</b>
JAAC FUND	22,361,387,297.32			22,361,387,297.32
<b>TOTAL</b>	<b>92,586,828,145.62</b>		<b>1,529,366,490.63</b>	<b>91,057,461,654.99</b>

## 26b SUMMARY OF INTERNAL LOANS PROCEEDS & REPAYMENTS

### CBN SUPPORT FUNDS (PRINCIPAL REPAYMENTS) 2019

INSTITUTIONS	Opening Balance 01/01/2019	Draw Down	Repayment	Closing Balance 31/12/2019
	=N=	=N=	=N=	=N=
CBN MSME DEVELOPMENT FUND	1,116,639,614.70		520,830,345.83	595,809,268.87
CBN BUDGET SUPPORT	18,998,816,822.25		68,788,272.76	18,930,028,549.49
<b>SUB-TOTAL</b>	<b>20,115,456,436.95</b>		<b>589,618,618.59</b>	<b>19,525,837,818.36</b>





# Imo State Government of Nigeria

Report of the Accountant General and Financial Statements for the year ended 31<sup>st</sup> December, 2019

26b MONTHLY SCHEDULE OF INTERNAL LOANS/ OVERDRAFT REPAYMENT AS AT 31ST DECEMBER 2019

LENDER	NAME OF ACCOUNT	MONTHLY	INITIAL AMOUNT	PRINCIPAL	INTEREST	DEBT SERVICE	END BAL.
			=N=	=N=	=N=	=N=	=N=
FG BOND	RESTRUCTURED COMMERCIAL BANK LOAN	JANUARY	37,116,172,073.53	49,806,305.62	439,360,624.89	489,166,930.51	35,501,963,746.40
"	"	FEBRUARY		50,421,828.55	438,745,101.97	489,166,930.52	35,451,541,917.85
"	"	MARCH		51,044,958.31	438,121,972.20	489,166,930.51	35,400,496,959.54
"	"	APRIL		51,675,788.92	437,491,141.59	489,166,930.51	35,348,821,170.62
"	"	MAY		52,314,415.54	436,852,514.97	489,166,930.51	35,296,506,755.08
"	"	JUNE		52,960,934.53	436,205,995.98	489,166,930.51	35,243,545,820.55
"	"	JULY		53,615,443.41	435,551,487.10	489,166,930.51	35,189,930,377.14
"	"	AUGUST		54,278,040.93	434,888,889.58	489,166,930.51	35,135,652,336.21
"	"	SEPTEMBER		54,948,827.06	434,218,103.45	489,166,930.51	35,080,703,509.15
"	"	OCTOBER		55,627,902.98	433,539,027.53	489,166,930.51	35,025,075,606.17
"	"	NOVEMBER		56,315,371.15	432,851,559.37	489,166,930.52	34,968,760,235.02
"	"	DECEMBER		57,011,335.27	432,155,595.24	489,166,930.51	34,911,748,899.75
				<b>640,021,152.27</b>	<b>5,229,982,013.87</b>	<b>5,870,003,166.14</b>	

LENDER	NAME OF ACCOUNT	MONTHLY	INITIAL AMOUNT	PRINCIPAL	INTEREST	DEBT SERVICE	END BAL.
			=N=	=N=	=N=	=N=	=N=
FIDELITY BANK	FED. GOVT SALARY BAIL-OUT TO STATES	JANUARY	6,591,480,000.00	12,915,225.88	46,390,030.55	59,305,256.43	6,172,422,181.00
"	"	FEBRUARY		13,012,090.08	46,293,166.36	59,305,256.44	6,159,410,090.92
"	"	MARCH		13,109,680.75	46,195,575.68	59,305,256.43	6,146,210,410.19
"	"	APRIL		13,208,003.36	46,097,253.08	59,305,256.44	6,133,092,406.81
"	"	MAY		13,307,063.38	45,998,193.05	59,305,256.43	6,119,785,343.43
"	"	JUNE		13,406,866.36	45,898,390.08	59,305,256.44	6,106,378,477.07
"	"	JULY		13,507,417.86	45,797,838.58	59,305,256.44	6,092,871,059.21
"	"	AUGUST		13,608,723.49	45,696,532.94	59,305,256.43	6,079,262,335.72
"	"	SEPTEMBER		13,710,788.92	45,594,467.52	59,305,256.44	6,065,551,546.80
"	"	OCTOBER		13,813,619.83	45,491,636.60	59,305,256.43	6,051,737,926.97
"	"	NOVEMBER		13,917,221.98	45,388,034.45	59,305,256.43	6,037,820,704.99
"	"	DECEMBER		14,021,601.15	45,283,655.29	59,305,256.44	6,023,799,103.84
				<b>161,538,303.04</b>	<b>550,124,774.18</b>	<b>711,663,077.22</b>	
59	Enterprise Bank Plc (Heritage)	IMO WOMEN PROJECT ACCOUNT			1200348448		
60	Enterprise Bank Plc (Heritage)	IMO STATE MCNIT. COMT. MDCN			1200350217		
		<b>SUB-TOTAL C/F</b>				<b>1,302,001,338.26</b>	<b>197,324,227.76</b>





# Imo State Government of Nigeria

Report of the Accountant General and Financial Statements for the year ended 31<sup>st</sup> December, 2019

26b

## MONTHLY SCHEDULE OF INTERNAL LOANS/ OVERDRAFT REPAYMENT AS AT 31ST DECEMBER 2019 CONT'D

LENDER	NAME OF	MONTHLY	INITIAL AMOUNT	PRINCIPAL	INTEREST	DEBT SERVICE	END BAL.
			=N=	=N=	=N=	=N=	=N=
ZENITH BA	FED. GOVT	JANUARY	20,214,950,000.00	39,313,950.29	142,565,201.82	181,879,152.11	18,969,379,625.39
"	"	FEBRUARY		39,608,804.92	142,270,347.19	181,879,152.11	18,929,770,820.47
"	"	MARCH		39,905,870.96	141,973,281.15	181,879,152.11	18,889,864,949.51
"	"	APRIL		40,205,164.99	141,673,987.12	181,879,152.11	18,849,659,784.52
"	"	MAY		40,506,703.73	141,372,448.38	181,879,152.11	18,809,153,080.79
"	"	JUNE		40,810,504.01	141,068,648.11	181,879,152.12	18,768,342,576.78
"	"	JULY		41,116,582.79	140,762,569.33	181,879,152.12	18,727,225,993.99
"	"	AUGUST		41,424,957.16	140,454,194.95	181,879,152.11	18,685,801,036.83
"	"	SEPTEMBER		41,735,644.34	140,143,507.78	181,879,152.12	18,644,065,392.49
"	"	OCTOBER		42,048,661.67	139,830,490.44	181,879,152.11	18,602,015,730.82
"	"	NOVEMBER		42,364,026.63	139,515,125.48	181,879,152.11	18,559,652,704.19
"	"	DECEMBER		42,681,756.83	139,197,395.28	181,879,152.11	18,516,970,947.36
				<b>491,722,628.32</b>	<b>1,690,827,197.03</b>	<b>2,182,549,825.35</b>	

## MONTHLY SCHEDULE OF INTERNAL LOANS/ OVERDRAFT REPAYMENT AS AT 31ST DECEMBER 2019

LENDER	NAME OF	MONTHLY	INITIAL AMOUNT	PRINCIPAL	INTEREST	DEBT SERVICE	END BAL.
			=N=	=N=	=N=	=N=	=N=
ZENITH BA	EXCESS CR	JANUARY	10,000,000,000.00	18,875,296.98	71,097,298.60	89,972,595.58	9,460,764,516.70
"	"	FEBRUARY		19,016,861.71	70,955,733.88	89,972,595.59	9,441,747,654.99
"	"	MARCH		19,159,488.17	70,813,107.41	89,972,595.58	9,422,588,166.82
"	"	APRIL		19,303,184.33	70,669,411.25	89,972,595.58	9,403,284,982.49
"	"	MAY		19,447,958.22	70,524,637.37	89,972,595.59	9,383,837,024.27
"	"	JUNE		19,593,817.90	70,378,777.68	89,972,595.58	9,364,243,206.37
"	"	JULY		19,740,771.54	70,231,824.05	89,972,595.59	9,344,502,434.83
"	"	AUGUST		19,888,827.32	70,083,768.26	89,972,595.58	9,324,613,607.51
"	"	SEPTEMBER		20,037,993.53	69,934,602.06	89,972,595.59	9,304,575,613.98
"	"	OCTOBER		20,188,278.48	69,784,317.10	89,972,595.58	9,284,387,335.50
"	"	NOVEMBER		20,339,690.57	69,632,905.02	89,972,595.59	9,264,047,644.93
"	"	DECEMBER		20,492,238.25	69,480,357.34	89,972,595.59	9,243,555,406.68
				<b>236,084,407.00</b>	<b>843,586,740.02</b>	<b>1,079,671,147.02</b>	





# Imo State Government of Nigeria

## Report of the Accountant General and Financial Statements for the year ended 31<sup>st</sup> December, 2019

26b

### MONTHLY SCHEDULE OF INTERNAL LOANS/ OVERDRAFT REPAYMENT AS AT 31ST DECEMBER 2019 CONT'D

#### MONTHLY SCHEDULE OF INTERNAL LOANS/ OVERDRAFT REPAYMENT AS AT 31ST DECEMBER 2019

LENDER	NAME OF	MONTHLY	INITIAL AMOUNT	PRINCIPAL	INTEREST	DEBT SERVICE	END BAL.
			=N=	=N=	=N=	=N=	=N=
CBN	MSME DEV	JANUARY	1,000,000,000.00				1,116,639,614.70
"	"	FEBRUARY		54,471,594.39	16,546,088.89	71,017,683.28	1,062,168,020.31
"	"	MARCH		55,291,732.32	15,725,950.96	71,017,683.28	1,006,876,287.99
"	"	APRIL		56,124,218.45	14,893,464.83	71,017,683.28	950,752,069.54
"	"	MAY		56,969,238.71	14,048,444.57	71,017,683.28	893,782,830.83
"	"	JUNE		57,826,981.79	13,190,701.49	71,017,683.28	835,955,849.04
"	"	JULY		58,697,639.28	12,320,044.00	71,017,683.28	777,258,209.76
"	"	AUGUST		59,581,405.59	11,436,277.69	71,017,683.28	717,676,804.17
"	"	SEPTEMBER		30,126,265.56	5,382,576.08	35,508,841.64	687,550,538.61
"	"	OCTOBER		30,352,212.55	5,156,629.09	35,508,841.64	657,198,326.06
"	"	NOVEMBER		30,579,854.14	4,928,987.50	35,508,841.64	626,618,471.92
"	"	DECEMBER		30,809,203.05	4,699,638.59	35,508,841.64	595,809,268.87
				<b>520,830,345.83</b>	<b>118,328,803.69</b>	<b>639,159,149.52</b>	

#### MONTHLY SCHEDULE OF INTERNAL LOANS/ OVERDRAFT REPAYMENT AS AT 31ST DECEMBER 2019

LENDER	NAME OF	MONTHLY	INITIAL AMOUNT	PRINCIPAL	INTEREST	DEBT SERVICE	END BAL.
			=N=	=N=	=N=	=N=	=N=
CBN	BUDGET SI	JANUARY	17,500,000,000.00				
"	"	FEBRUARY					
"	"	MARCH					
"	"	APRIL					
"	"	MAY					
"	"	JUNE					
"	"	JULY					
"	"	AUGUST					18,998,816,822.25
"	"	SEPTEMBER		37,483,123.67	187,758,646.08	225,241,769.75	18,961,333,698.58
"	"	OCTOBER		10,357,176.67	142,210,002.74	152,567,179.41	18,950,976,521.91
"	"	NOVEMBER		10,434,855.50	142,132,323.91	152,567,179.41	18,940,541,666.41
"	"	DECEMBER		10,513,116.92	142,054,062.50	152,567,179.42	18,930,028,549.49
				<b>68,788,272.76</b>	<b>614,155,035.23</b>	<b>682,943,307.99</b>	





# Imo State Government of Nigeria

Report of the Accountant General and Financial Statements for the year ended 31<sup>st</sup> December, 2019

## 26c SUMMARY OF INTERNAL LOANS PROCEEDS & REPAYMENTS

SUMMARY OF INTERNAL LOANS PROCEEDS & REPAYMENTS				
INTERNAL LOAN/ OVERDRAFTS (PRINCIPAL REPAYMENTS) 2018				
INSTITUTIONS	Opening Balance 1/1	Draw Down	Repayment	Balance 31/12/2018
	=N=	=N=	=N=	=N=
<b>FINANCIAL INSTITUTIONS</b>				
FIDELITY BANK PLC	6,344,741,581.59	-	146,585,091.93	6,198,156,489.66
ZENITH BANK PLC	19,529,329,100.71	-	442,883,424.89	19,086,445,675.82
ZENITH BANK PLC	9,729,605,794.73	-	212,635,873.81	9,516,969,920.92
<b>SUB-TOTAL</b>	<b>35,603,676,477.03</b>	<b>-</b>	<b>802,104,390.63</b>	<b>34,801,572,086.40</b>
<b>BONDS</b>				
IMO STATE BOND	-	-	-	-
FG BOND	36,188,474,091.64	-	538,908,032.93	35,649,566,058.71
<b>SUB-TOTAL</b>	<b>71,792,150,568.67</b>	<b>-</b>	<b>1,341,012,423.56</b>	<b>35,649,566,058.71</b>
JAAC FUND	-	22,361,387,297.32	-	22,361,387,297.32
<b>TOTAL</b>	<b>71,792,150,568.67</b>	<b>22,361,387,297.32</b>	<b>1,341,012,423.56</b>	<b>92,812,525,442.43</b>





# Imo State Government of Nigeria

Report of the Accountant General and Financial Statements for the year ended 31<sup>st</sup> December, 2019

## SCHEDULE OF CASH AND BANK BALANCES FOR THE YEAR

### 27 SCHEDULE OF OTHER FAAC ALLOCATION DEDUCTIONS

DESCRIPTION	ACTUAL 2019	ACTUAL 2018
Overpayment of 13% Derivation Indices	=N=	=N=
Deduction for the refund of derivation revenue to Akwa Ibom state IRO Ekanga Oil field (2003-2011)	-	13,605,112.01
<b>TOTAL</b>	-	<b>13,605,112.01</b>

### DEDUCTIONS FOR DOMESTIC/ EXTERNAL LOANS

DESCRIPTION	ACTUAL 2019	ACTUAL 2018
<b>INTERNAL LOANS</b>		
Deduction for salary Bail-out to States (Fidelity/ Zenith loans)	2,894,212,902.48	2,894,212,902.48
Deduction for Excess Crude Account facility to States (Zenith Bank loan)	1,079,671,147.08	1,079,671,147.08
Deductions for Restructured Commercial Banks to Bond loan	5,870,003,166.12	5,870,003,166.12
Deduction of CBN MSME Development fund	639,159,149.52	-
Deduction of CBN budget support fund	682,943,307.98	-
<b>TOTAL</b>	<b>11,165,989,673.18</b>	<b>9,843,887,215.68</b>
<b>EXTERNAL LOANS</b>		
Deductions remitted to DMO	624,004,257.00	599,251,345.22
<b>TOTAL DEDUCTIONS</b>	<b>11,789,993,930.18</b>	<b>10,443,138,560.90</b>





# Imo State Government of Nigeria

Report of the Accountant General and Financial Statements for the year ended 31<sup>st</sup> December, 2019

## 27 FAAC DEDUCTIONS (2019)

MONTHS	Deduction of Salary Bail-out to states ACTUAL 2019 =N=	Deduction for Excess Crude Loan ACTUAL 2019 =N=	Remitted to DMO for Foreign Loans ACTUAL 2019 =N=	For Restructuring to commercial loans ACTUAL 2019 =N=	Arrears for Revenue to Akwa Ibom state ACTUAL 2019 =N=	Deduction of CBN MSME Dev. Fund ACTUAL 2019 =N=	CBN Budget support ACTUAL 2019 =N=	TOTAL ACTUAL 2019 =N=
JANUARY	241,184,408.54	89,972,595.59	52,664,688.55	489,166,930.51	-	-	-	872,988,623.19
FEBRUARY	241,184,408.54	89,972,595.59	52,664,688.55	489,166,930.51	-	71,017,683.28	-	944,006,306.47
MARCH	241,184,408.54	89,972,595.59	51,447,165.55	489,166,930.51	-	71,017,683.28	-	942,788,783.47
APRIL	241,184,408.54	89,972,595.59	51,447,165.55	489,166,930.51	-	71,017,683.28	-	942,788,783.47
MAY	241,184,408.54	89,972,595.59	51,447,165.55	489,166,930.51	-	71,017,683.28	-	942,788,783.47
JUNE	241,184,408.54	89,972,595.59	51,447,165.55	489,166,930.51	-	71,017,683.28	-	942,788,783.47
JULY	241,184,408.54	89,972,595.59	51,447,165.55	489,166,930.51	-	71,017,683.28	-	942,788,783.47
AUGUST	241,184,408.54	89,972,595.59	51,447,165.55	489,166,930.51	-	71,017,683.28	-	942,788,783.47
SEPTEMBER	241,184,408.54	89,972,595.59	52,497,971.65	489,166,930.51	-	35,508,841.64	225,241,769.75	1,133,572,517.68
OCTOBER	241,184,408.54	89,972,595.59	52,497,971.65	489,166,930.51	-	35,508,841.64	152,567,179.41	1,060,897,927.34
NOVEMBER	241,184,408.54	89,972,595.59	52,497,971.65	489,166,930.51	-	35,508,841.64	152,567,179.41	1,060,897,927.34
DECEMBER	241,184,408.54	89,972,595.59	52,497,971.65	489,166,930.51	-	35,508,841.64	152,567,179.41	1,060,897,927.34
<b>TOTAL</b>	<b>2,894,212,902.48</b>	<b>1,079,671,147.08</b>	<b>624,004,257.00</b>	<b>5,870,003,166.12</b>	<b>-</b>	<b>639,159,149.52</b>	<b>682,943,307.98</b>	<b>11,789,993,930.18</b>





# Imo State Government of Nigeria

Report of the Accountant General and Financial Statements for the year ended 31<sup>st</sup> December, 2019

## FAAC DEDUCTIONS (2018)

	Deduction of Salary Bail-out to states	Deduction for Excess Crude Loan	Remitted to DMO for Foreign Loans	For Restructuring to commercial loans	Arrears for Revenue to Akwa Ibom state IRO Ekonga Oil Field	TOTAL
MONTHS	ACTUAL 2018	ACTUAL 2018	ACTUAL 2018	ACTUAL 2018	ACTUAL 2018	ACTUAL 2018
	=N=	=N=	=N=	=N=	=N=	=N=
JANUARY	241,184,408.54	89,972,595.59	46,358,595.57	489,166,930.51	1,943,587.43	868,626,117.64
FEBRUARY	241,184,408.54	89,972,595.59	48,261,551.15	489,166,930.51	1,943,587.43	870,529,073.22
MARCH	241,184,408.54	89,972,595.59	48,261,551.15	489,166,930.51	1,943,587.43	870,529,073.22
APRIL	241,184,408.54	89,972,595.59	48,261,551.15	489,166,930.51	1,943,587.43	870,529,073.22
MAY	241,184,408.54	89,972,595.59	48,261,551.15	489,166,930.51	1,943,587.43	870,529,073.22
JUNE	-	-	-	-	-	-
JULY	482,368,817.08	179,945,191.18	96,523,102.30	978,333,861.02	3,887,174.86	1,741,058,146.44
AUGUST	-	-	-	-	-	-
SEPTEMBER	482,368,817.08	179,945,191.18	105,329,377.10	978,333,861.02	-	1,745,977,246.38
OCTOBER	241,184,408.54	89,972,595.59	52,664,688.55	489,166,930.51	-	872,988,623.19
NOVEMBER	0	-	-	-	-	-
DECEMBER	482,368,817.08	179,945,191.18	105,329,377.10	978,333,861.02	-	1,745,977,246.38
<b>TOTAL</b>	<b>2,894,212,902.48</b>	<b>1,079,671,147.08</b>	<b>599,251,345.22</b>	<b>5,870,003,166.12</b>	<b>13,605,112.01</b>	<b>10,456,743,672.91</b>





# Imo State Government of Nigeria

Report of the Accountant General and Financial Statements for the year ended 31<sup>st</sup> December, 2019

28a SCHEDULE OF CASH AND BANK BALANCES FOR 2019

S/N	NAME OF BANKS	ACCOUNT NAME	NEW ACCOUNT	BALANCE AS AT 31/12/2019	BALANCE AS AT 31/12/2018
1	Access Bank Plc	Imo State Local Govt. Pension A/C	0697264082	-	-
2	Access Bank Plc	Imo State Parastatals Account	0704859551	-	950.00
3	Access Bank Plc	Special Account 1	0725529480	49,463,749.87	97,881,411.35
4	Access Bank Plc	Imo State Foreign Loan Interest R	0718320021	1,668.28	99,956,866.41
5	Access Bank Plc	Imo State Operation A/C	0025410045	-	-
6	Access Bank Plc	IMsG IGR LANDS ACCOUNT	0037987458	-	-
7	Access Bank Plc	STO	0027436193	-	-
8	Access Bank Plc	TPO	0027462433	-	-
9	Access Bank Plc	IMsG PAYEE A/C Office of Acct.Gen	0067574473	-	-
10	Access Bank Plc	Min. of Fin. Corp. Entity Verification	0024614365	-	-
11	Access Bank Plc	IMSG Salary Account	0065527341	-	-
12	Access Bank Plc	Pension Account	0025087106	-	-
13	Access Bank Plc	SEMB Account	0026297285	-	-
14	Access Bank Plc	Imo State IGR Collection A/C	0817672795	80,249,399.96	-
15	Access Bank Plc	Treasury Sweeping A/C	0104207847	1,456.35	-
16	Access Bank Plc	Imo State IGR Consolidated A/C	0817656524	-	-
17	Access Bank Plc	Imo State Special Account 3	0725661588	1,000,501,708.31	-
18	Access Bank Plc	Treasury Miscellaneous A/C	0068107700	110,360,265.08	-
19	Access Bank Plc	IMSG Collection A/c	0819712783	60,591,895.00	-
20	Access Bank Plc	Imo State Reserve A/C 2	0817419215	498,795.00	-
21	Eco Bank Plc	PAYEE Account	5093070120	-	-
22	Eco Bank Plc	Bond Proceed	1342031740	-	-
23	Eco Bank Plc	Imo State ENTRACO	3642025988	-	-
24	Eco Bank Plc	Imo State Govt. Bailout Pension A/c	5093038702	-	-
25	Eco Bank Plc	IMsG Pension account	5093070663	-	-
26	Eco Bank Plc	Sub Treasury Office A/C	5093069690	332,450.49	-
27	Enterprise Bank Plc (I	Ahiato Health Centre	1200352120	-	-
28	Enterprise Bank Plc (I	Amuzu Health Centre	1200352027	-	-
29	Enterprise Bank Plc (I	Drug Revolving Fund	1400032051	-	-
30	Enterprise Bank Plc (I	Enyogugu Health Centre	1200352065	-	-
31	Enterprise Bank Plc (I	Ibeku Health Centre	1200352041	-	-
32	Enterprise Bank Plc (I	Imo Entraco	1200969423	-	-
33	Enterprise Bank Plc (I	Infant Welfare Clinic	1200352058	-	-
		<b>SUB TOTAL C/F</b>		<b>1,302,001,388.34</b>	<b>197,839,227.76</b>





# Imo State Government of Nigeria

Report of the Accountant General and Financial Statements for the year ended 31<sup>st</sup> December, 2019

## 28a SCHEDULE OF CASH AND BANK BALANCES FOR 2019 CONT'D

S/N	NAME OF BANKS	ACCOUNT NAME	NEW ACCOUNT	BALANCE AS AT 31/12/2019	BALANCE AS AT 31/12/2018
		SUB TOTAL B/F		1,302,001,388.34	197,839,227.76
34	Enterprise Bank Plc (Heritage)	Mbutu Health Centre	1200352010	-	-
35	Enterprise Bank Plc (Heritage)	Nguru Nweke Health Centre	1200352096	-	-
36	Enterprise Bank Plc (Heritage)	NkwORWU Health Centre	1200352034	-	-
37	Enterprise Bank Plc (Heritage)	Umuhu Health Centre	1200352072	-	-
38	Enterprise Bank Plc (Heritage)	Uvuru Health Centre	1200352144	-	-
39	Enterprise Bank Plc (Heritage)	IMO STATE SPECIAL REVENUE	1200348125	-	-
40	Enterprise Bank Plc (Heritage)	IMO STATE WBPBU	1200351965	-	-
41	Enterprise Bank Plc (Heritage)	GENERAL HOSPITAL ABOH MBAISE	1200352216	-	-
42	Enterprise Bank Plc (Heritage)	IMO STATE TRANSPORT COMPANY	1200352924	-	-
43	Enterprise Bank Plc (Heritage)	IMO FOUNDATION	1200969430	-	-
44	Enterprise Bank Plc (Heritage)	IMO COLLEGE OF ADVANCED PROF	1201017864	-	-
45	Enterprise Bank Plc (Heritage)	IMO STATE CO-OPERATIVE COLLEGE	1400013274	-	-
46	Enterprise Bank Plc (Heritage)	IMO TRANSPORT COMPANY LIMITED	1400032044	-	-
47	Enterprise Bank Plc (Heritage)	MINISTRY OF INFORMATION AND STRATEGY	1400032068	-	-
48	Enterprise Bank Plc (Heritage)	IMO ENTRACO	1400013281	-	-
49	Enterprise Bank Plc (Heritage)	CONSUMER PROTECTION COUNCIL	1400013325	-	-
50	Enterprise Bank Plc (Heritage)	CONSUMER PROTECTION COUNCIL	1400013322	-	-
51	Enterprise Bank Plc (Heritage)	MINISTRY OF YOUTHS AND SPORTS	1400032075	-	-
52	Enterprise Bank Plc (Heritage)	IMO ENTRACO - RUPIAC PROJECT	1400035526	-	-
53	Enterprise Bank Plc (Heritage)	IMO STATE POLYTECHNIC UMUAGWO	1200350607	-	-
54	Enterprise Bank Plc (Heritage)	IMO STATE LIBRARY BOARD	1400013353	-	-
55	Enterprise Bank Plc (Heritage)	BENEFITS OF RETIRED PRIMARY	1400032082	-	-
56	Enterprise Bank Plc (Heritage)	IMO STATE GOVERNMENT	1400032099	-	-
57	Enterprise Bank Plc (Heritage)	DISASTER RELIEF MANAGEMENT	1400037795	-	-
58	Enterprise Bank Plc (Heritage)	OHAIJ/EGBEMA LGA	1200346853	-	-
59	Enterprise Bank Plc (Heritage)	IMO WOMEN PROJECT ACCOUNT	1200348448	-	-
60	Enterprise Bank Plc (Heritage)	IMO STATE MONIT. COMT. MDCN	1200350212	-	-
		SUB TOTAL C/F		1,302,001,388.34	197,839,227.76





# Imo State Government of Nigeria

Report of the Accountant General and Financial Statements for the year ended 31<sup>st</sup> December, 2019

28a SCHEDULE OF CASH AND BANK BALANCES FOR 2019 CONT'D					
S/N	NAME OF BANKS	ACCOUNT NAME	NEW ACCOUNT	BALANCE AS AT 31/12/2019	BALANCE AS AT 31/12/2018
	SUB TOTAL B/F			1,302,001,388.34	197,839,227.76
61	Enterprise Bank Plc (Heritage)	MINISTRY OF WORKS, HOUSING &	1200351697	-	-
62	Enterprise Bank Plc (Heritage)	COMMUNITY HEALTH AND DEVELOPMENT	1200348204	-	-
63	Enterprise Bank Plc (Heritage)	LOCAL GOVERNMENT SERVICE COMMISSION	1200349218	-	-
64	Enterprise Bank Plc (Heritage)	UMUNAJI ONICHA UBOMA FUG [Iii]	1200351996	-	-
65	Enterprise Bank Plc (Heritage)	OWERRI NORTH CENTAL FCA	1200352591	-	-
66	Enterprise Bank Plc (Heritage)	UVURU HEALTH CENTRE	1200352003	-	-
67	FCMB Plc	13% Oil Derivation Fund Joint Alloc.	2035212019	-	-
68	FCMB Plc	Imo State Share of 13% ODF A/C	2112124015	-	-
69	FCMB Plc	IMSG [IGR]	0236455013	-	-
70	FCMB Plc	IMSG Miscellaneous A/C	0722317016	-	-
71	FCMB Plc	IMSG Security A/C	0669567011	-	-
72	FCMB Plc	IMSG Sundry Account	0732636026	-	-
73	FCMB Plc	IMSG SURE-P A/C	3759569652	-	-
74	FCMB Plc	IMSG SUBSIDY REINVESTMENT A/C	1999394012	-	-
75	FCMB Plc	STO Account	1244352019	-	-
76	FCMB Plc	IMSG MAIN ACCT.	839706051	-	-
77	FCMB Plc	State Pension Account	5719437010	-	135,085,406.98
78	Fidelity Bank Plc	IMSG IGR [Sweeping Acct]	5030029152	-	-
79	Fidelity Bank Plc	IMSG IGR [Sweeping Acct.2]	5030051748	-	-
80	Fidelity Bank Plc	IMSG Joint State Account	5030058266	-	-
81	Fidelity Bank Plc	IMSG Operations Account	5030067345	-	199,952.50
82	Fidelity Bank Plc	IMSG TSA Operational A/C	5030101863	-	-
83	First Bank Plc	Consolidated Certificate of Occupancy A/C	2033913908	22,818,373.13	-
84	GT Bank Plc	IMSG IGR [Current A/C]	2005152070	-	-
85	GT Bank Plc	GLRA/Imo State TBL Project	0043255037	-	-
86	GT Bank Plc	Imo Concorde Hotel	0052919746	-	-
87	GT Bank Plc	Imo Concorde Hotel - OPS ACC	0052919777	-	-
88	GT Bank Plc	Imo Jud, High Court Book Launch	163652334	-	-
	SUB TOTAL C/F			1,324,819,761.47	333,124,587.24





# Imo State Government of Nigeria

Report of the Accountant General and Financial Statements for the year ended 31<sup>st</sup> December, 2019

28a SCHEDULE OF CASH AND BANK BALANCES FOR 2019 CONT'D

S/N	NAME OF BANKS	ACCOUNT NAME	NEW ACCOUNT	BALANCE AS AT 31/12/2019	BALANCE AS AT 31/12/2018
		SUB TOTAL B/F		1,412,161,710.55	352,918,029.12
116	UBA Plc	IMSG FAAC A/C	1007331120	-	-
117	UBA Plc	IMSG Running Cost A/C	1021273808	33,580,817.03	100,262,050.31
118	UBA Plc	Special Youth Empowerment Account	1021554635	2,297,754.00	17,740,449.80
119	UBA Plc	IMSG Special Collection A/C	1022322875	34,523,173.96	-
120	UBA Plc	Special Treasury A/C	1021648086	509,398.00	-
121	UBA Plc	BIR Internal Collection A/C	1021534930	438,192.00	-
122	Union Bank Plc	13% ODF Account	0041530585	-	-
123	Union Bank Plc	IMSG E-Revenue A/C	0029095895	-	-
124	Union Bank Plc	IMSG VAT ACCOUNT	0076597513	885,078,666.85	372,709.99
125	Union Bank Plc	IMO STATE PAYE ACCOUNT	0076230733	42,806.26	5,307,015.39
126	Union Bank Plc	IMSG Miscellaneous A/C	0090085351	9.21	-
127	Union Bank Plc	Treasury Collection A/C	0070276717	32.03	-
128	Union Bank Plc	Imo State IGR A/c	0045178633	491,160.00	-
129	Unity Bank Plc	IMO STATE REV. A/C MIN. OF HOUSING	0020336723	-	-
130	Unity Bank Plc	Special A/C Youth Empowerment	0026511306	1,375,876.23	56,377,449.23
131	Zenith Bank Plc	13% ODF A/C	1012758626	-	-
132	Zenith Bank Plc	13% ODF A/C	1014016524	1,035,157.62	-
133	Zenith Bank Plc	IGR Cons. A/C	1012242914	-	-
134	Zenith Bank Plc	Imo Foundation Account	1012946724	-	-
135	Zenith Bank Plc	Imo Public Service Charity A/C	1013322865	-	-
136	Zenith Bank Plc	Imprest Account	1014019635	-	-
137	Zenith Bank Plc	IMSG FAAC A/C	1013197705	3,429,610.74	1,214,144.09
138	Zenith Bank Plc	IMSG IGR [Judiciary Ale]	1013105306	-	-
139	Zenith Bank Plc	IMSG Loan Project A/C	1012822633	70,602,914.11	-
140	Zenith Bank Plc	IMSG Monumental Proj. Consolidated	1013514171	-	-
141	Zenith Bank Plc	IMSG TAX HOLDING A/C	1012880538	57,228,280.93	110,947,324.18
142	Zenith Bank Plc	IMSG UTILITY A/C	1012246716	-	-
143	Zenith Bank Plc	Operational A/C	1011299856	-	-
144	Zenith Bank Plc	Operational Account	1013118902	37,710,958.73	-
145	Zenith Bank Plc	Pension A/C	1012401087	135,752,931.05	1,400,718,864.22
146	Zenith Bank Plc	Proceed [Deposit] A/C	1012859286	-	-
147	Zenith Bank Plc	Project Account	1013245558	-	-
148	Zenith Bank Plc	Social Welfare A/C	1013051128	-	-
		SUB TOTAL C/F		2,667,329,912.58	2,045,858,036.33





# Imo State Government of Nigeria

Report of the Accountant General and Financial Statements for the year ended 31<sup>st</sup> December, 2019

28a SCHEDULE OF CASH AND BANK BALANCES FOR 2019 CONT'D					
S/N	NAME OF BANKS	ACCOUNT NAME	NEW ACCOUNT	BALANCE AS AT 31/12/2019	BALANCE AS AT 31/12/2018
	SUB TOTAL B/F			1,324,819,761.47	333,124,587.24
89	GT Bank Plc	Imo Marketing Company Ltd	0043361778	-	-
90	GT Bank Plc	Imo State Priv. And Inv. Bureau	0043429078	-	-
91	GT Bank Plc	Imo State Universal Basic Educ Acc	0043574909	-	-
92	GT Bank Plc	IMSG Internal Revenue Account [IRA]	0043472414	-	-
93	GT Bank Plc	IMSG-Tsunami Disaster Relief	0043361383	-	-
94	GT Bank Plc	Office of the Head of Service	0043298830	-	-
95	Keystone Bank	IMSG Dedicated Project Account	1002823895	-	-
96	Keystone Bank	Rev. A/C	1002823888	-	-
97	Keystone Bank	Special Youths Empowerment A/C	1007187064	999,942.00	-
98	Polaris Bank Limited	IMSG Internally Generated Revenue (IGR)	4030010511	-	19,793,441.88
99	Polaris Bank Limited	IMSG IGR Sweeping Account	4030011240	-	-
100	Polaris Bank Limited	IMSG (Joint Project Account)	4030010621	-	-
101	Sterling Bank Plc	Sub Treasury Account	0070511548	86,342,007.08	-
102	UBA Plc	Sub-Treasury Owerri	1001192176	-	-
103	UBA Plc	Sub Treasury Pension Account	1013112566	-	-
104	UBA Plc	Bond Proceeds A/C	1013809734	-	-
105	UBA Plc	Dedicated IGR Account	1016187279	-	-
106	UBA Plc	Dedicated Salary Account	1016239910	-	-
107	UBA Plc	Excess Crude Account	1013960619	-	-
108	UBA Plc	IMSG IGR A/C	1005817260	-	-
109	UBA Plc	IMSG JAAC EXCROW ACCOUNT 2	1008362613	-	-
110	UBA Plc	IMSG Special Project A/C	1010583635	-	-
111	UBA Plc	Muti-Purpose A/C	1011268270	-	-
112	UBA Plc	Operational A/C	1015705232	-	-
113	UBA Plc	Operational A/C II	1015708116	-	-
114	UBA Plc	Security Account	1018182656	-	-
115	UBA Plc	Sundry A/C	1014179117	-	-
	SUB TOTAL C/F			1,412,161,710.55	352,918,029.12





# Imo State Government of Nigeria

Report of the Accountant General and Financial Statements for the year ended 31<sup>st</sup> December, 2019

## SCHEDULE OF CASH AND BANK BALANCES FOR 2019 CONT'D

S/N	NAME OF BANKS	ACCOUNT NAME	NEW ACCOUNT	BALANCE AS AT 31/12/2019	BALANCE AS AT 31/12/2018
	SUB TOTAL B/F			2,667,529,912.58	2,045,858,036.33
149	Zenith Bank Plc	IMSG Salary A/C	1014383181	-	-
150	Zenith Bank Plc	IMSG Acct.	1013750926	-	-
151	Zenith Bank Plc	STO	1010815365	-	54,101,821.43
152	Zenith Bank Plc	TPO	1010815547	-	-
153	Zenith Bank Plc	TPO	1012575434	-	-
154	Zenith Bank Plc	STO A/C	1011309825	-	-
155	Zenith Bank Plc	IMSG End to End Salary Payment A/C	1014125716	-	-
156	Zenith Bank Plc	IMSG PAYEE A/C	1014344506	-	214,574,465.53
157	Zenith Bank Plc	IMSG Loan A/C II (Joint Rescue A/C)	1012860307	-	-
158	Zenith Bank Plc	IMSG Joint Allocation A/c. (JAAC)	1012722685	1,171,351,305.35	-
159	Zenith Bank Plc	TPO	1014976925	-	656,323,565.02
160	Zenith Bank Plc	IMSG/NLC - Ministry Salary A/C	1014599997	139,544,107.48	419,408.67
161	Zenith Bank Plc	Imo Public Service Charity A/C	1013322965	29,593,303.63	133,401,104.64
162	Zenith Bank Plc	SEMB A/C II	1010917283	514,709,084.89	2,292,254,998.86
163	Zenith Bank Plc	SEMB A/C 3	1011018280	13,498,817.47	4,810,854,151.63
164	Zenith Bank Plc	Intervention Projects Account	1014838911	-	88,259,791.07
165	Zenith Bank Plc	Joint ISOPADEC Account	1015199105	131,580.62	163,302,916.10
166	Zenith Bank Plc	Imo State Govt. Share of 13% Derivation	1016511559	48,560,345.25	-
167	Zenith Bank Plc	Payee Collection A/C	1015276983	0.57	-
168	Zenith Bank Plc	JAAC Operations A/C	1016505464	81.05	-
169	Zenith Bank Plc	Capital Projects Reserve A/C IMSG	1016617836	943,242,075.07	-
170	Zenith Bank Plc	Imo Local Govt. A/C	1016060404	-	-
171	FADAMA III Banks	VARIOUS		-	-
172	HIV/ AIDS PROG. BANKS	VARIOUS		-	-
173	HSPP II Banks (World Bank)	VARIOUS		-	-
174	Other LGAs and MDAs	VARIOUS		-	-
175	psgrdp Banks	VARIOUS		-	-
176	UBA (Bond repayment sinking)	VARIOUS		-	-
177	Dormamnt Account Balances	VARIOUS		1,283,963,395.71	1,283,963,395.71
		<b>TOTAL</b>		<b>6,811,923,847.57</b>	<b>11,743,313,654.99</b>





# Imo State Government of Nigeria

Report of the Accountant General and Financial Statements for the year ended 31<sup>st</sup> December, 2019

## 28b SCHEDULE OF DORMANT ACCOUNT BALANCES

S/ N	NAME OF BANKS	ACCOUNT NAME	ACCOUNT NUMBER	BALANCE AS AT 31/12/2019	BALANCE AS AT 31/12/2018
1	Access Bank Plc	Imo State Operation A/C	25410045	1,498,554.28	1,498,554.28
2	Access Bank Plc	IMSGIGRLANDSACCOUNT	37987458	12,059,118.06	12,059,118.06
3	Eco Bank Plc	Bond Proceed	1342031740	12,214.75	12,214.75
4	Enterprise Bank Plc (Heritage)	Ahiato Health Centre	1200352120	117,079.66	117,079.66
5	Enterprise Bank Plc (Heritage)	Amuzu Health Centre	1200352027	1,870,574.00	1,870,574.00
6	Enterprise Bank Plc (Heritage)	Drug Revolving Fund	1400032051	24,428,292.00	24,428,292.00
7	Enterprise Bank Plc (Heritage)	Enyiogugu Health Centre	1200352065	690,201.56	690,201.56
8	Enterprise Bank Plc (Heritage)	Ibeku Health Centre	1200352041	995,356.55	995,356.55
9	Enterprise Bank Plc (Heritage)	Imo Entraco	1200969423	8.82	8.82
10	Enterprise Bank Plc (Heritage)	Infant Welfare Clinic	1200352058	298,368.76	298,368.76
11	Enterprise Bank Plc (Heritage)	Mbutu Health Centre	1200352010	271,604.83	271,604.83
12	Enterprise Bank Plc (Heritage)	Nguru Nweke Health Centre	1200352096	8,268.28	8,268.28
13	Enterprise Bank Plc (Heritage)	Nkwogwu Health Centre	1200352034	169,326.92	169,326.92
14	Enterprise Bank Plc (Heritage)	Umuhu Health Centre	1200352072	17,605.06	17,605.06
15	Enterprise Bank Plc (Heritage)	Uvuru Health Centre	1200352144	14,880.68	14,880.68
16	Enterprise Bank Plc (Heritage)	IMO STATE SPECIAL REVENUE	1200348125	4,296.72	4,296.72
17	Enterprise Bank Plc (Heritage)	IMO STATE WBPBU	1200351965	2,637.66	2,637.66
18	Enterprise Bank Plc (Heritage)	GENERAL HOSPITAL ABOH MBAISE	1200352216	4,215.61	4,215.61
19	Enterprise Bank Plc (Heritage)	IMO STATE TRANSPORT COMPANY	1200352924	190,855.05	190,855.05
20	Enterprise Bank Plc (Heritage)	IMO FOUNDATION	1200969430	9,034.99	9,034.99
21	Enterprise Bank Plc (Heritage)	IMO COLLEGE OF ADVANCED PROF	1201017864	100	100
22	Enterprise Bank Plc (Heritage)	IMO STATE CO-OPERATIVE COLLEGE	1400013274	189.02	189.02
23	Enterprise Bank Plc (Heritage)	IMO TRANSPORT COMPANY LIMITED	1400032044	118,573.25	118,573.25
24	Enterprise Bank Plc (Heritage)	MINISTRY OF INFORMATION AND STRATEGY	1400032068	4,964.63	4,964.63
25	Enterprise Bank Plc (Heritage)	IMO ENTRACO	1400013281	45.65	45.65
26	Enterprise Bank Plc (Heritage)	CONSUMER PROTECTION COUNCIL	1400013315	7,317.98	7,317.98
27	Enterprise Bank Plc (Heritage)	CONSUMER PROTECTION COUNCIL	1400013322	69.48	69.48
		<b>Sub-total c/f</b>		<b>42,793,754.25</b>	<b>42,793,754.25</b>





# Imo State Government of Nigeria

Report of the Accountant General and Financial Statements for the year ended 31<sup>st</sup> December, 2019

## 28b SCHEDULE OF DORMANT ACCOUNT BALANCES CONT'D

SUB-TOTAL B/F				42,793,754.25	42,793,754.25
28	Enterprise Bank Plc (Heritag	MINISTRY OF YOUTHS AND SPORTS	1400032075	31,173.51	31,173.51
29	Enterprise Bank Plc (Heritag	IMO ENTRACO - RUPIAC PROJECT	1400035526	6,900.00	6,900.00
30	Enterprise Bank Plc (Heritag	IMO STATE POLYTECHNIC UMUAGWO	1200350607	25,478.96	25,478.96
31	Enterprise Bank Plc (Heritag	IMO STATE LIBRARY BOARD	1400013353	394.69	394.69
32	Enterprise Bank Plc (Heritag	BENEFITS OF RETIRED PRIMARY	1400032082	166.04	166.04
33	Enterprise Bank Plc (Heritag	IMO STATE GOVERNMENT	1400032099	6,640,239.00	6,640,239.00
34	Enterprise Bank Plc (Heritag	DISASTER RELIEF MANAGEMENT	1400037795	5,269,349.00	5,269,349.00
35	Enterprise Bank Plc (Heritag	OHAIIEGBEMA-LGA	1200346853	9,892.20	9,892.20
36	Enterprise Bank Plc (Heritag	IMO WOMEN PROJECT ACCOUNT	1200348448	77.79	77.79
37	Enterprise Bank Plc (Heritag	IMO STATE MONIT. COMT. MDCN	1200350212	3,981.10	3,981.10
38	Enterprise Bank Plc (Heritag	MINISTRY OF WORKS, HOUSING &	1200351697	1,767,094.00	1,767,094.00
39	Enterprise Bank Plc (Heritag	COMMUNITY HEALTH AND DEVELOPMENT	1200348204	9,637.97	9,637.97
40	Enterprise Bank Plc (Heritag	LOCAL GOVERNMENT SERVICE COMMISSIO	1200349218	47,355.00	47,355.00
41	Enterprise Bank Plc (Heritag	UMUNAJI ONICHA UBOMA FUG [III]	1200351996	6,846.63	6,846.63
42	Enterprise Bank Plc (Heritag	OWERRI NORTH CENTAL FCA	1200352591	12,184.14	12,184.14
43	Enterprise Bank Plc (Heritag	UVURU HEALTH CENTRE	1200352003	3,321,675.00	3,321,675.00
44	FCMB Plc	13% Oil Derivation Fund Joint Alloc.	2035212019	4,807,839.48	4,807,839.48
45	FCMB Plc	Imo State Share of 13% ODF A/C	2112124015	2,809,952.07	2,809,952.07
46	FCMB Plc	IMSG [IGR]	236455013	55,935,521.94	55,935,521.94
47	FCMB Plc	IMSG Security A/C	669567011	1,636,888.69	1,636,888.69
48	FCMB Plc	IMSG Sundry Account	732636026	84,933.46	84,933.46
49	FCMB Plc	IMSG SURE-P A/C	3759569652	355,183,976.66	355,183,976.66
50	FCMB Plc	STO Account	1244352019	14,780,433.78	14,780,433.78
51	First Bank Plc	IMSG IGR [Current Ale]	2005152070	4,850,848.22	4,850,848.22
52	GT Bank Plc	GLRA/Imo State TBI Project	43255037	742.33	742.33
53	GT Bank Plc	Imo Concorde Hotel	52919746	25,238.58	25,238.58
54	GT Bank Plc	Imo Concorde Hotel - OPS ACC	52919777	4,158,917.57	4,158,917.57
<b>Sub-total c/f</b>				<b>504,221,492.06</b>	<b>504,221,492.06</b>





# Imo State Government of Nigeria

Report of the Accountant General and Financial Statements for the year ended 31<sup>st</sup> December, 2019

28b

## SCHEDULE OF DORMANT ACCOUNT BALANCES CONT'D

	SUB TOTAL B/F			504,221,492.06	504,221,492.06
55	GT Bank Plc	Imo Jud. High Court Book Launch	163652334	8,920.75	8,920.75
56	GT Bank Plc	Imo Marketing Company Ltd	43361778	5,282.63	5,282.63
57	GT Bank Plc	Imo State Priv. And Inv. Bureau	43429078	5,419.51	5,419.51
58	GT Bank Plc	Imo State Universal Basic Educ Acc	43574909	3,960.00	3,960.00
59	GT Bank Plc	IMSG Internal Revenue Account [IRA]	43472414	3,235,223.16	3,235,223.16
60	GT Bank Plc	IMSG-Tsunami Disaster Relief	43361383	2,663,487.19	2,663,487.19
61	GT Bank Plc	Office of the Head of Service	43298830	35,086.69	35,086.69
62	Keystone Bank Plc	IMSG Dedicated Project Account	1002823895	55,616.83	55,616.83
63	Keystone Bank Plc	Rev.A/C	1002823888	516,897.29	516,897.29
64	UBA Plc	Bond Proceeds A/C	1013809734	2,623,387.64	2,623,387.64
65	UBA Plc	Dedicated Salary Account	1016239910	1,313,563.97	1,313,563.97
66	UBA Plc	Excess Crude Account	1013960619	94,053.61	94,053.61
67	UBA Plc	IMSG JAAC EXCROW ACCOUNT 2	1008362613	80,721,417.87	80,721,417.87
68	UBA Plc	IMSG Special Project A/C	1010583635	19,145.24	19,145.24
69	UBA Plc	Operational AjC	1015705232	1,345,357.65	1,345,357.65
70	UBA Plc	Operational A/C II	1015708116	2,612,882.00	2,612,882.00
71	UBA Plc	Security Account	1018182656	6,832,878.33	6,832,878.33
72	UBA Plc	Sundry A/C	1014179117	53,391.77	53,391.77
73	UBA Plc	IMSG FAAC A/C	1007331120	3,707.89	3,707.89
74	Union Bank Plc	13% ODF Account	41530585	27,707,655.63	27,707,655.63
75	Union Bank Plc	IMSG E-Revenue A/C	29095895	31,309,284.56	31,309,284.56
76	Unity Bank Plc	IMO STATE REV. A/C MIN. OF HOUSING	20336723	39,736.01	39,736.01
77	Zenith Bank Plc	13% ODF A/C	1012758626	10,016,755.20	10,016,755.20
78	Zenith Bank Plc	IGR Cons: A/C	1012242914	10,624,732.15	10,624,732.15
79	Zenith Bank Plc	Imprest Account	1014019635	3,083,802.33	3,083,802.33
80	Zenith Bank Plc	IMSG IGR [Judiciary A/C]	1013105306	3,420,768.69	3,420,768.69
81	Zenith Bank Plc	IMSG Loan Project A/C	1012822633	9,708,192.43	9,708,192.43
82	Zenith Bank Plc	IMSG Monumental Proj. Consolidated	1013514171	68,169.59	68,169.59
83	Zenith Bank Plc	IMSG UTILITY A/C	1012246716	139,619.76	139,619.76
84	Zenith Bank Plc	Pension A/C	1012401087	21,272,726.72	21,272,726.72
85	Zenith Bank Plc	Proceed [Deposit] A/C	1012859286	67,836.74	67,836.74
86	Zenith Bank Plc	Project Account	1013245558	512,981,065.31	512,981,065.31
87	Zenith Bank Plc	Social Welfare A/C	1013051128	47,110,027.24	47,110,027.24
88	Zenith Bank Plc	TPO	1010815547	41,851.27	41,851.27
		<b>TOTAL</b>		<b>1,283,963,395.71</b>	<b>1,283,963,395.71</b>