




CONTENTS


DETAIL	PAGE
Table of Contents.....	1
Profile	2
Financial Highlights	8-19
Statement of Accounting Policies	20
Responsibility for Financial Statement	21
Opinion of Auditor-General	22
Statement No.1: Cash Flow Statement	23-25
Statement No.2: Statement of Assets and Liabilities	26
Statement No.3: Statement of Consolidated Revenue Fund	27-29
Statement No.4: Statement of Capital Development Fund	30-31
Note I-Schedule of Internally Generated Revenue	32
Note 2- Schedule of Value Added Tax	32
Notes 3ai-3i; Details of Various Revenue from FAAC	33-37
Notes 3h-3t: Details of Various Deductions from FAAC	38-43
Notes 5a-5c: Details of Various Miscellaneous Receipt! Expenditure	43-44
Note 6- Schedule of Personnel Cost	45-46
Note 7- Schedule of Pension and Gratuities	47
Note 8- Schedule of Overhead Cost	48.50
Note 9a- Schedule of Consolidated Revenue Fund Charges	51
Note 9b- Bank Charges.....	52-54
Note 10- Schedule of Grants and Subventions	55-61
Note 11- Purchases/Construction of Assets	62-63
Note 12- Summary of Project Financial Management Unit	64
Note 13- Summary of Financial Market Instrument	65-68
Notes 13a-13c- Schedule of Quoted and Unquoted Companies	68
Notes 14a-14e- External Loan	69-73
Notes 15a- 15c- Internal Loans	74-78
Note 16- Bond	79-81
Note 17- Cash and Bank Balances	82-85



HIS EXCELLENCY
ANAYO ROCHAS OKOROCHA
EXECUTIVE GOVERNOR, IMO STATE




NEW IMO STATE LIBRARY



PRINCE EZEAKONOBİ MADUMERE, MFR.

DEPUTY GOVERNOR, IMO STATE



CONCORD JUNCTION TONNEL



BARR. OBINNA MBATA
COMMISSIONER OF FINANCE IMO STATE



MRS STELLA N. UDOGWU
ACCOUNTANT-GENERAL IMO STATE



**IMO STATE GOVERNMENT OF NIGERIA
REPORT OF THE ACCOUNTANT-GENERAL AND FINANCIAL STATEMENTS
FOR THE YEAR ENDED 31ST DECEMBER, 2015**

FINANCIAL HIGHLIGHTS

RECEIPTS	2015	2014
	N	N
Statutory Allocation	32,911,939,725.88	49,126,379,065.95
Internally Generated Revenue	26,798,469,121.19	26,097,724,536.78
Value Added Tax	8,055,996,411.68	8,066,219,587.09
Proceeds from Internal Loans/Overdraft/Fed. Govt. Bond	65,453,872,734.87	58,417,096,715.28
Proceeds from External (Foreign) Loans	43,323,128.13	174,141,071.21
Miscellaneous Receipts	-	772,000,000.00
TOTAL RECEIPTS	133,263,601,121.75	142,653,560,976.31



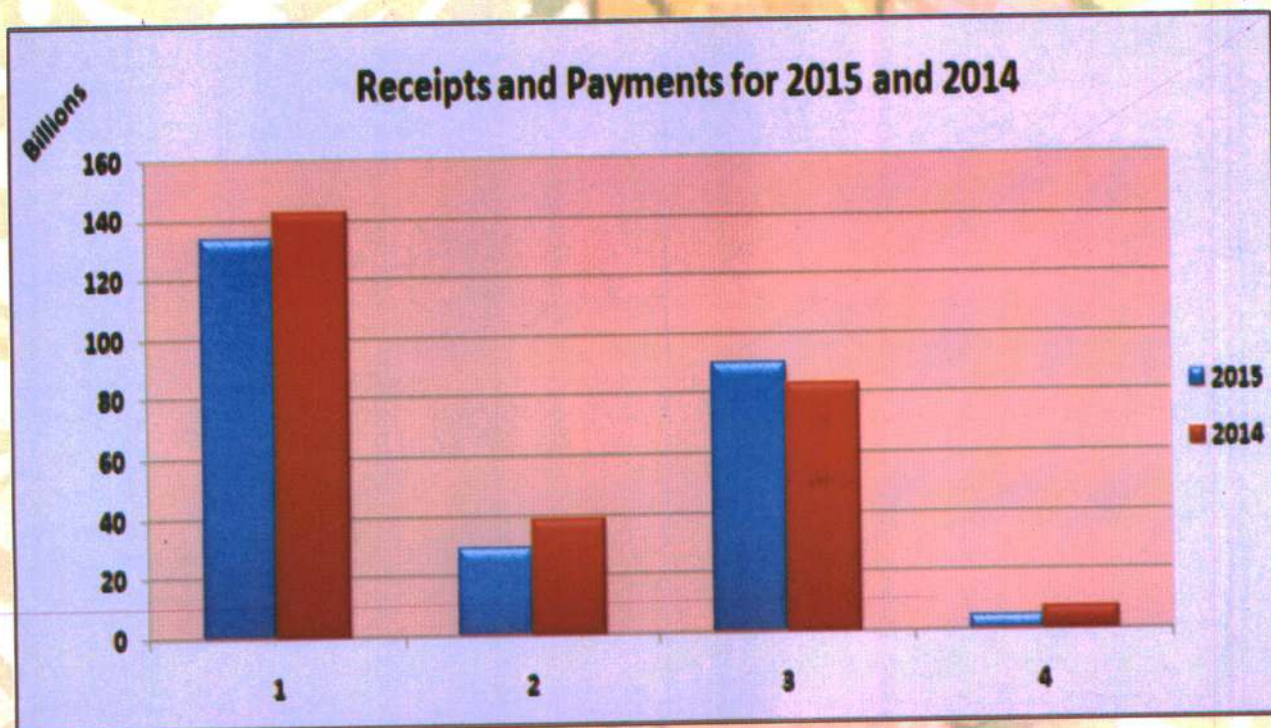
IMO STATE GOVERNMENT OF NIGERIA
REPORT OF THE ACCOUNTANT-GENERAL AND FINANCIAL STATEMENTS
FOR THE YEAR ENDED 31ST DECEMBER, 2015

FINANCIAL HIGHLIGHTS CONT'D

EXPENDITURE	2015	2014
	N	N
Personnel Costs	(9,065,660,431.64)	(10,195,988,246.93)
Pension and Gratuities	(1,143,923,668.25)	(6,219,229,847.22)
Overhead Expenses	(8,633,610,307.79)	(5,181,422,074.14)
Consolidated Revenue Fund Charges	(1,179,696,160.58)	(1,033,746,493.95)
Grants and Subventions	(9,019,525,217.55)	(15,934,253,406.70)
Repayment of Internal Loans	(14,087,489,346.46)	(41,715,431,030.99)
Repayment of Foreign (External) Loans	(349,070,314.73)	(278,569,272.25)
Bank Loans converted to Fed. Govt. Bond	(37,116,172,073.53)	-
Public Debts Charges	(7,782,508,679.36)	(7,765,023,243.11)
Bond Repayment Sinking Fund [ISPO to UBA]	(3,942,672,453.83)	(4,301,097,217.32)
Purchase/Construction of Assets	(42,000,574,612.82)	(68,213,414,839.29)
PFMU Capital Expenditure	(127,699,574.61)	(115,008,081.17)
Refund to Rivers and Bayelsa States	-	(32,591,715.33)
Payment for Fertilizer Supply	(20,240,152.73)	-
13% Oil Derivation Payments	(57,601,403.34)	(57,601,403.34)
13% Derivation Indices Refund	(213,048,225.17)	(213,048,225.17)
Commerical Agricultural Credit Scheme	-	(260,030,328.00)
Refund of FAAC Expenses to Stabilisation Account	-	-
Repayment of FGN Bond [Restructured Commercial Bank Loans]	(978,333,861.02)	-
Arrears of Derivation to Bayelsa State IRO of EA Oil	(188,875,447.56)	(346,271,653.86)
1% of Statutory Allocation to fund Police Reform Programme	-	(97,864,906.20)
Oil Theft Prevention-Implementation Programme	-	(76,843,567.85)
Refund of Arrears of Derivation Revenue to Akwa Ibom State	(113,489,088.24)	(61,903,139.04)
Miscellaneous Expenses	-	(31,300,000.00)
Total Expenditure	(136,020,191,019.21)	(162,130,638,691.86)
NET INCREASE/(DECREASE) IN CASH & CASH EQUIVALENTS	(2,756,589,897.46)	(19,477,077,715.55)
NET BANK BALANCES AT 01/01/2015	7,327,579,637.26	26,804,657,352.81
CLOSING BALANCES AS AT 31/12/2015	4,570,989,739.80	7,327,579,637.26



IMO STATE GOVERNMENT OF NIGERIA
REPORT OF THE ACCOUNTANT-GENERAL AND FINANCIAL STATEMENTS
FOR THE YEAR ENDED 31ST DECEMBER, 2015

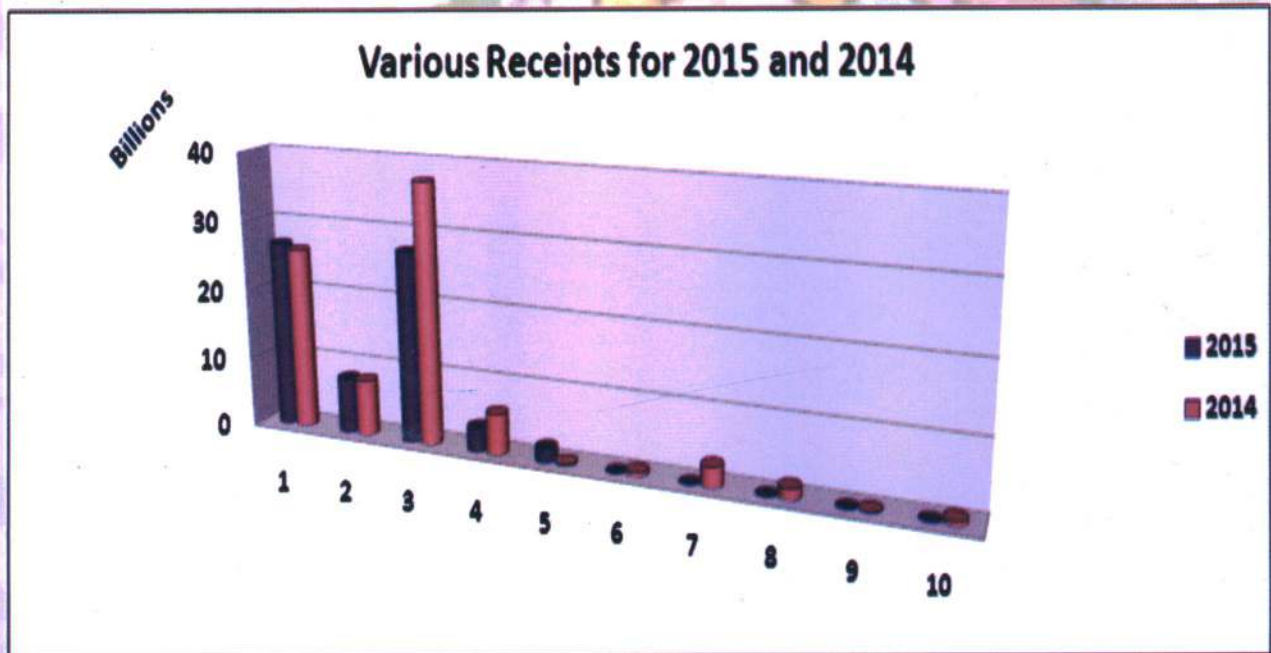


KEY

- 1. Receipts
- 2. Recurrent Expenditure
- 3. Capital Expenditure
- 4. Cash Balance



IMO STATE GOVERNMENT OF NIGERIA
REPORT OF THE ACCOUNTANT-GENERAL AND FINANCIAL STATEMENTS
FOR THE YEAR ENDED 31ST DECEMBER, 2015



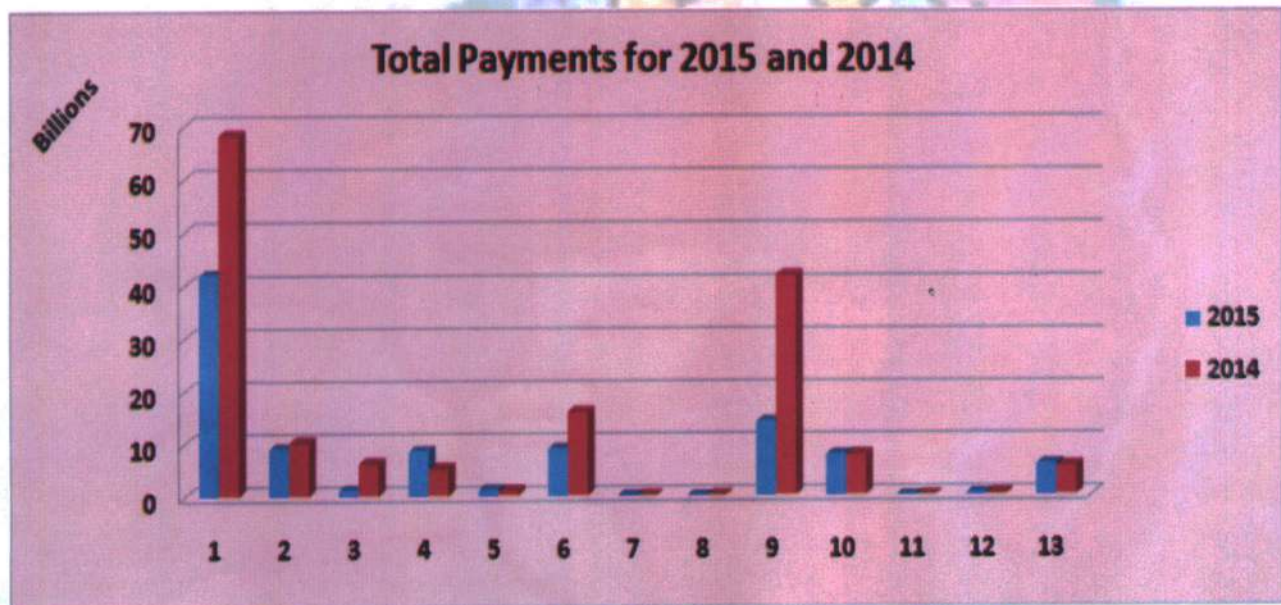
KEY

- | | |
|---------------------------------------|---------------------------|
| 1. Internally Generated Revenue [IGR] | 6. NNPC Refunds |
| 2. Value Added Tax [VAT] | 7. SURE-P |
| 3. Statutory Allocations | 8. Sale of Fertilizer |
| 4. 13% Derivation Refund | 9. Miscellaneous Receipts |
| 5. Excess Crude Fund | |

Report of the Accountant-General for the year ended 31st December, 2015.



IMO STATE GOVERNMENT OF NIGERIA
REPORT OF THE ACCOUNTANT-GENERAL AND FINANCIAL STATEMENTS
FOR THE YEAR ENDED 31ST DECEMBER, 2015

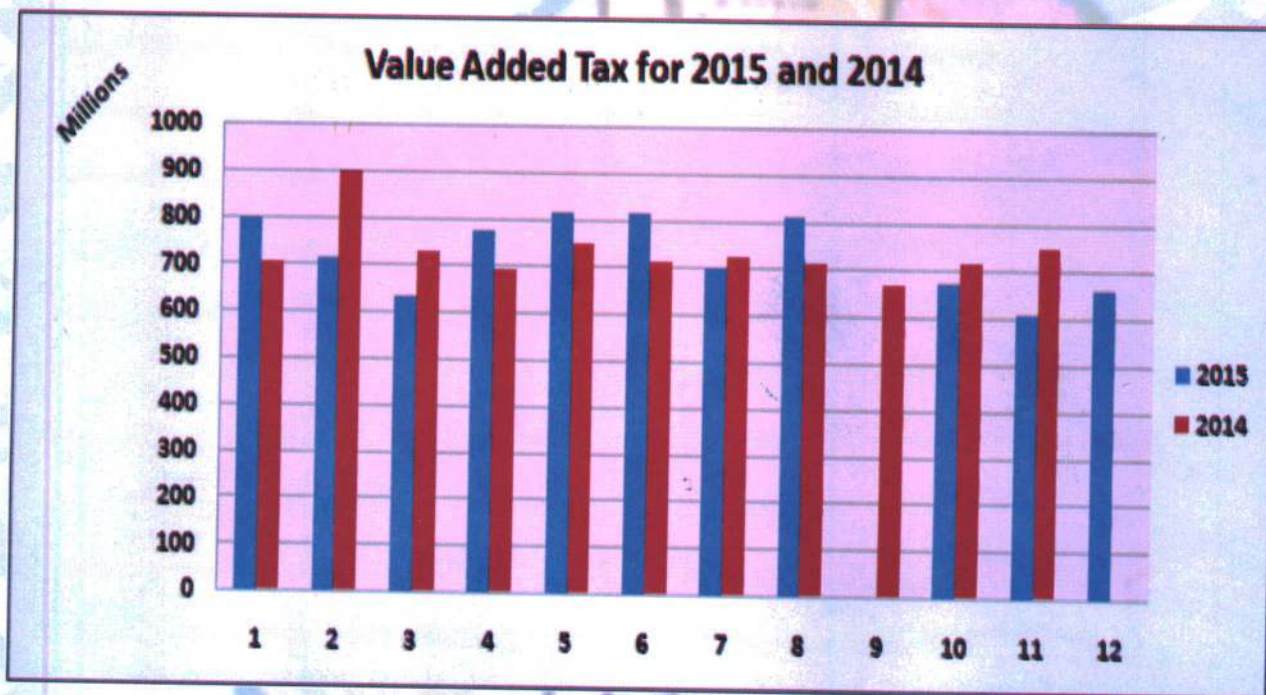


KEY

- | | |
|--------------------------------------|---|
| 1. Capital Expenditure | 8. Miscellaneous Expenses |
| 2. Personnel Costs | 9. Repayment of Internal Loans |
| 3. Pension and Gratuities | 10. Public Debts Charges |
| 4. Overhead Costs | 11. Payment for Fertilizer Supply |
| 5. Consolidated Revenue Fund Charges | 12. Repayment of Foreign [External] Loans |
| 6. Grants and Subventions | 13. Other Expenses |
| 7. 13% Oil Derivation Payments | |



IMO STATE GOVERNMENT OF NIGERIA
REPORT OF THE ACCOUNTANT-GENERAL AND FINANCIAL STATEMENTS
FOR THE YEAR ENDED 31ST DECEMBER, 2015



KEY

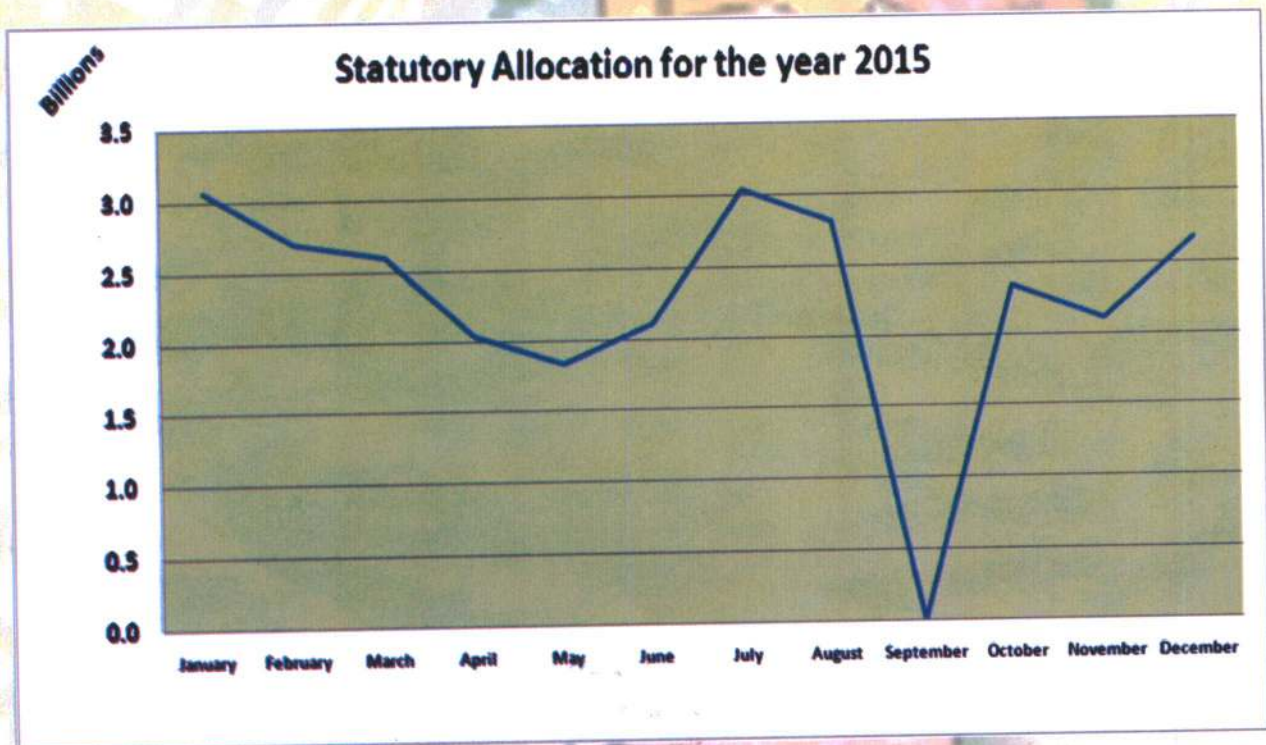
- 1. January
- 2. February
- 3. March
- 4. April
- 5. May
- 6. June

- 7. July
- 8. August
- 9. September
- 10. October
- 11. November
- 12. December

Report of the Accountant-General for the year ended 31st December, 2015.



IMO STATE GOVERNMENT OF NIGERIA
REPORT OF THE ACCOUNTANT-GENERAL AND FINANCIAL STATEMENTS
FOR THE YEAR ENDED 31ST DECEMBER, 2015




Report of the Accountant-General for the year ended 31st December, 2015.



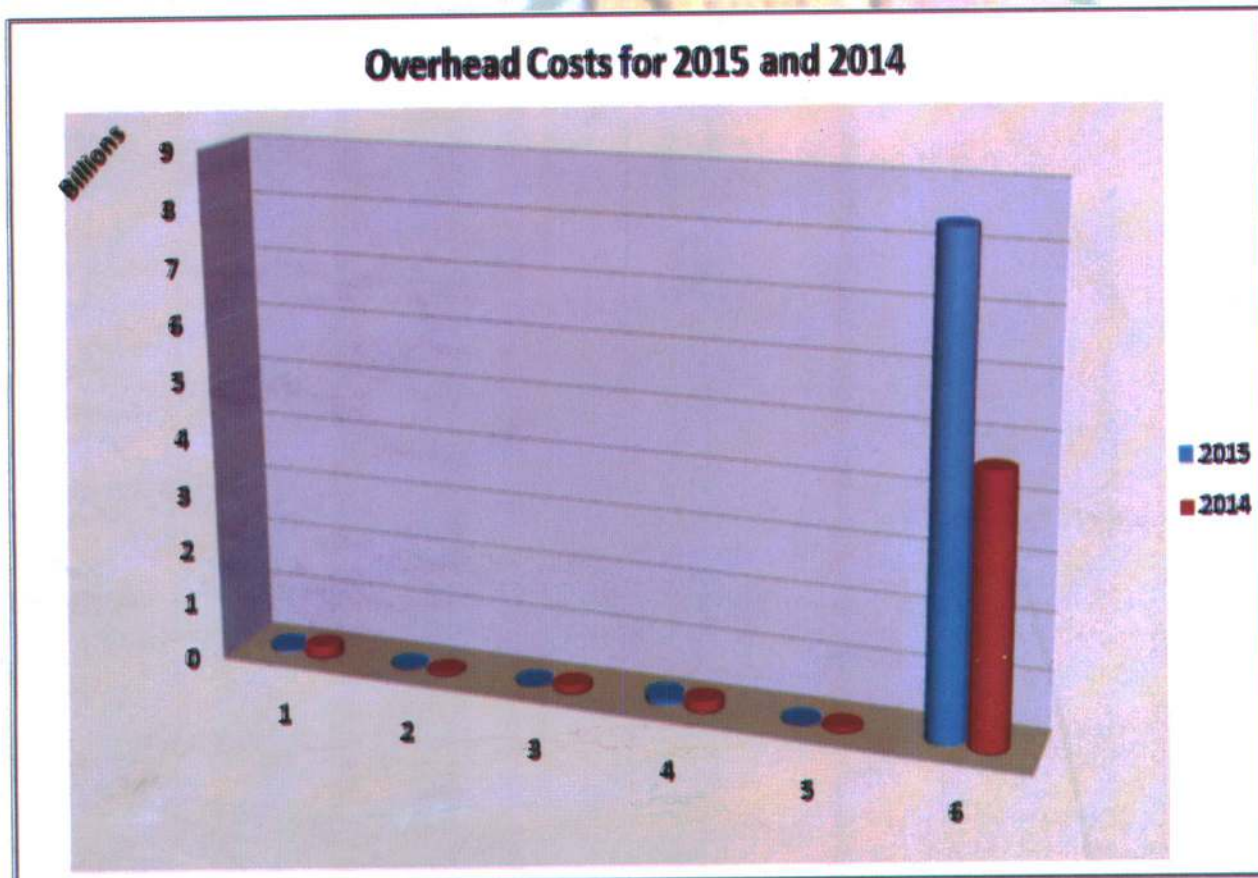
IMO STATE GOVERNMENT OF NIGERIA
REPORT OF THE ACCOUNTANT-GENERAL AND FINANCIAL STATEMENTS
FOR THE YEAR ENDED 31ST DECEMBER, 2015

Overhead Cost for the year 2015





IMO STATE GOVERNMENT OF NIGERIA
REPORT OF THE ACCOUNTANT-GENERAL AND FINANCIAL STATEMENTS
FOR THE YEAR ENDED 31ST DECEMBER, 2015



KEY

- 1. Education Services
- 2. Transport Services
- 3. Health Services


- 4. Mining and Petro-Chemical Services
- 5. Agricultural Services
- 6. Others of General Services

Report of the Accountant-General for the year ended 31st December, 2015.




IMO STATE GOVERNMENT OF NIGERIA
REPORT OF THE ACCOUNTANT-GENERAL AND FINANCIAL STATEMENTS
FOR THE YEAR ENDED 31ST DECEMBER, 2015

Purchase/Construction of Assets 2015



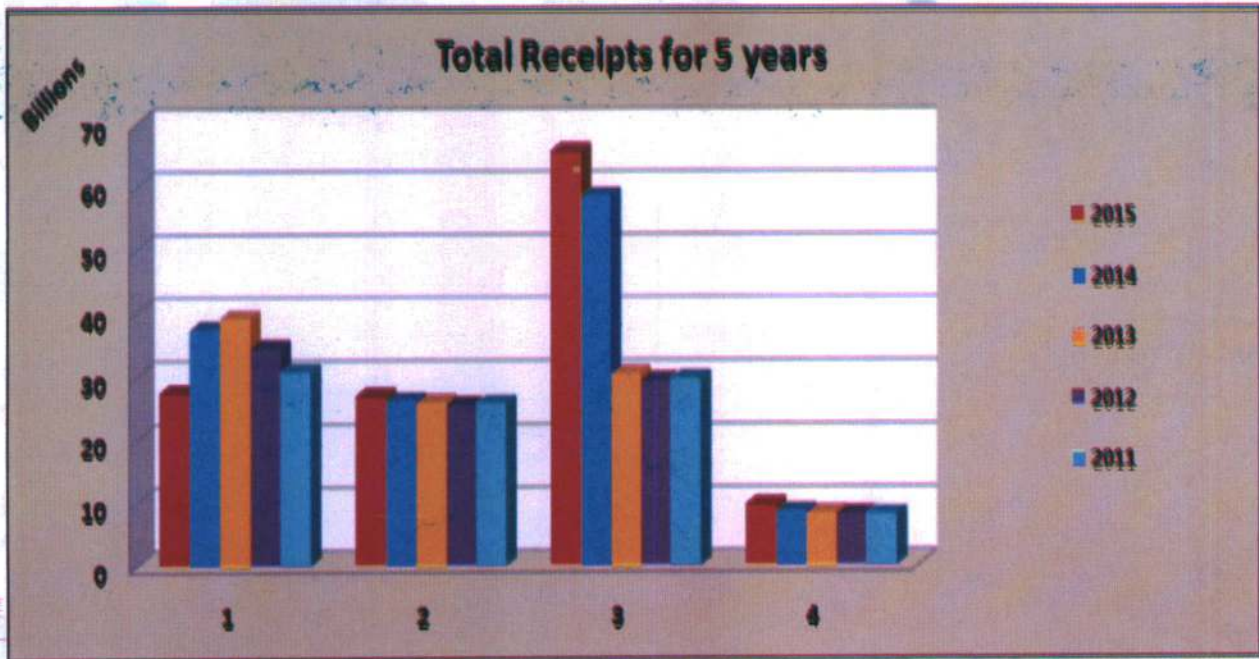
Purchase/Construction of Assets for 2014



Report of the Accountant-General for the year ended 31st December, 2015.



IMO STATE GOVERNMENT OF NIGERIA
REPORT OF THE ACCOUNTANT-GENERAL AND FINANCIAL STATEMENTS
FOR THE YEAR ENDED 31ST DECEMBER, 2015



KEY

1. Statutory Allocation

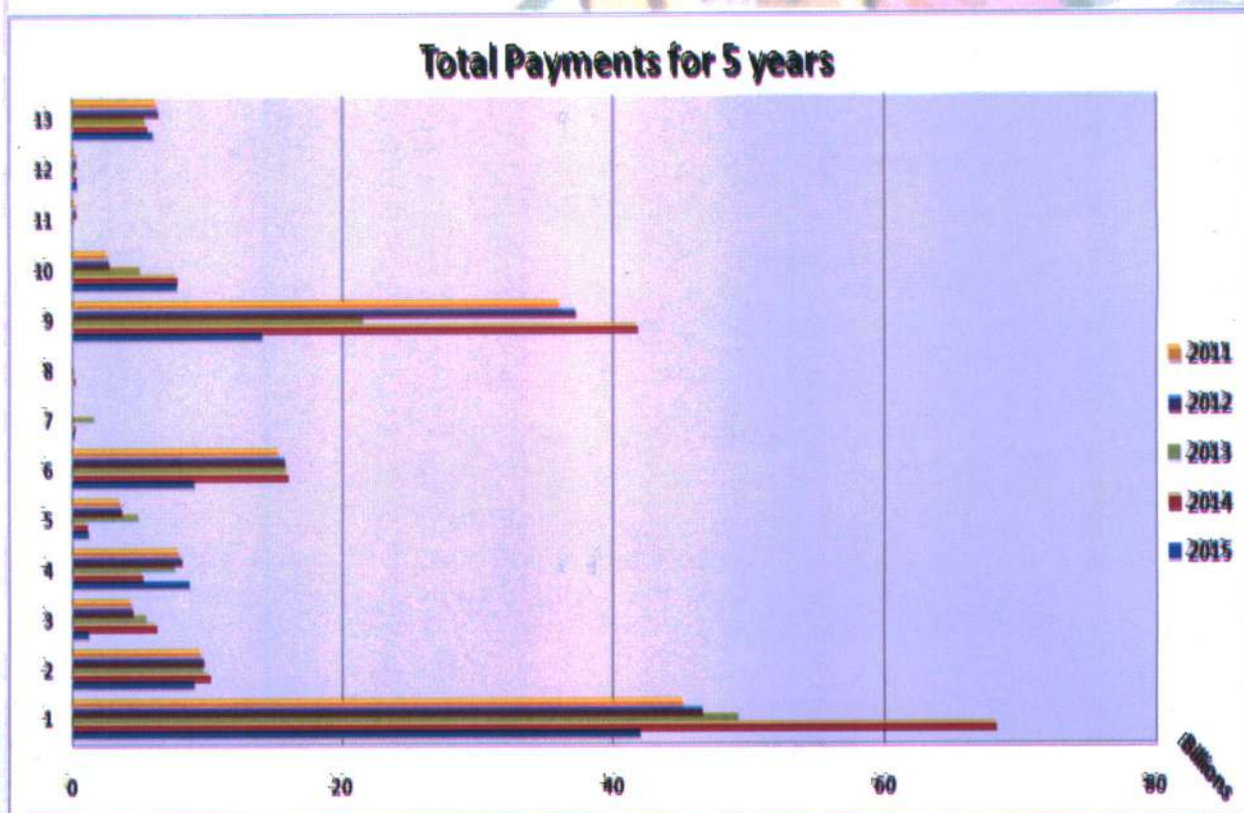
2. Internally Generated Revenue

3. Capital Receipts

4. Others Receipts



IMO STATE GOVERNMENT OF NIGERIA
REPORT OF THE ACCOUNTANT-GENERAL AND FINANCIAL STATEMENTS
FOR THE YEAR ENDED 31ST DECEMBER, 2015



Keys

- | | |
|--------------------------------------|---|
| 1. Capital Expenditure | 8. Miscellaneous Expenses |
| 2. Personnel Costs | 9. Repayment of Internal Loans |
| 3. Pension and Gratuities | 10. Public Debts Charges |
| 4. Overhead Costs | 11. Payment for Fertilizer Supply |
| 5. Consolidated Revenue Fund Charges | 12. Repayment of Foreign [External] Loans |
| 6. Grants and Subventions | 13. Other Expenses |
| 7. 13% Oil Derivation Payments | |

Report of the Accountant-General for the year ended 31st December, 2015.



IMO STATE GOVERNMENT OF NIGERIA
REPORT OF THE ACCOUNTANT-GENERAL ON THE
FINANCIAL STATEMENTS AS AT DEC, 2015

STATEMENT OF ACCOUNTING POLICIES:

The following are the significant accounting policies which have been adopted by the State Government, as stated by the Accountant General

- 1. BASIS OF ACCOUNTING**
The financial statements are prepared under the historical basis of accounting.
- 2. PRESENTATION OF THE FINANCIAL STATEMENT**
Detail of General and specific Funds are shown by way of notes in the financial statements of the state Government.
- 3. INVESTMENTS:**
Investments shares are held under the Ministry of Finance Incorporated (MOFI) and are stated at cost.
- 4. STATUTORY ALLOCATION:**
Statutory allocation is made up of revenue collected on a monthly basis which represents the State's share of the Federation account. The state's share in Federation account, excess crude receipts etc are all included in the gross statutory allocation in the Financial Statements. Statutory allocations are recognized in the financial statements when received.
- 5. RECURRENT REVENUE AND EXPENDITURE:**
Recurrent revenue are revenue generated by the State from taxes, fees, fines sales, earnings, rents on government property, income from investments and other incidental revenue. They are recognized in the financial statements when received. Recurrent expenditures are expenditure on personnel, pension and gratuities, salaries of statutory office holders, other overheads and public charges. They are recognized in the financial statements of the state when payments are made.
- 6. CAPITAL COST:**
Capital costs are recognized in their year of occurrence only.
- 7. FOREIGN CURRENCY:**
Transactions in foreign currencies are converted into Naira at the prevailing rates of exchange as at 31st December, 2015.
- 8. ASSETS AND LIABILITIES:**
Assets are stated at their book values while liabilities are recognized in full.



**IMO STATE GOVERNMENT OF NIGERIA
REPORT OF THE ACCOUNTANT-GENERAL AND FINANCIAL
STATEMENTS FOR THE YEAR ENDED 31ST DECEMBER, 2015**

RESPONSIBILITY FOR FINANCIAL STATEMENTS

These Financial Statements have been prepared in accordance with the provisions of the Finance (Control and Management) Act Cap 144 LFN 1990. The Financial Statements comply with Generally Accepted Accounting Practice (GAAP).

To fulfil accounting and reporting responsibilities, the Accountant-General is responsible for establishment and maintaining an adequate system of internal controls designated to provide reasonable assurance that the transactions recorded are within statutory authority and property recorded the use of all public financial resources by the Government. Responsibility for the integrity and objectivity of the Financial Statements rests entirely with the Government; and to the best of my knowledge, the system of internal control has been operated adequately throughout the reporting period. Therefore, these Financial Statements reflect the financial position of Government as at 31st December 2015 and its operations for the year ended on that date.

I accept responsibility for the integrity of these Financial Statements, the Information they contain and their compliance with the Finance (Control and Management) Act Cap 144 LFN 1990.

In my opinion, these Financial Statements fairly reflect the financial position of the Imo State Government as at 31st December, 2015 and its operations for the year ended on that date.

Office of the Accountant-General,
Ministry of Finance,
Owerri,
Imo State

March 28, 2017.

.....
Mrs. Stella Udogwu
Accountant General/
Permanent Secretary
Ministry Of Justice
Imo State



AUDIT CERTIFICATE

In compliance with section 125 (2) of the 1999 Constitution as amended of the Federal Republic of Nigeria the financial statements of the Government of Imo State of Nigeria for the year ended 31st December, 2015 have been examined under my direction.

I have obtained all information and explanation necessary in the discharge of my responsibility and I certify subject to the comments contained in my report, that in my opinion the attached Statements of Assets and Liabilities reflected a TRUE AND FAIR VIEW of the financial position of the Government of Imo State of Nigeria as at 31st December, 2015.

A.N. KAMALU (KSM), ACTI, FCNA
Auditor-General
Imo State

Office of the State Auditor-General,
State Audit Headquarters
P.M.B. 1178, Owerri
January, 2017



IMO STATE GOVERNMENT OF NIGERIA
REPORT OF THE ACCOUNTANT-GENERAL AND FINANCIAL STATEMENTS
FOR THE YEAR ENDED 31ST DECEMBER, 2015

STATEMENT NO. 1

CASH FLOW STATEMENT FOR THE YEAR ENDED 31ST DECEMBER, 2015

RECEIPTS	NOTES	YEAR 2015	YEAR 2014
		N	N
Internally Generated Revenue	1	26,798,469,121.19	26,097,724,536.78
Value Added Tax (VAT)	2	8,055,996,411.68	8,066,219,587.09
Statutory Allocations	3ai	27,324,199,909.08	37,281,416,391.43
13% Derivation Fund	3b	3,485,240,182.23	5,916,051,411.05
Excess Crude Fund	3c	2,042,578,232.10	287,157,951.31
NNPC Refunds	3d	59,921,402.47	698,828,449.40
SURE-P	3e	-	3,008,239,498.45
Non-Oil Excess Revenue	3f	-	1,690,413,502.23
Share of 17 Billion	3g	-	244,271,862.08
Sale of Fertilizer	4	-	-
Miscellaneous Receipts	5	-	772,000,000.00
TOTAL RECEIPTS		67,766,405,258.75	84,062,323,189.82



IMO STATE GOVERNMENT OF NIGERIA
REPORT OF THE ACCOUNTANT-GENERAL AND FINANCIAL STATEMENTS
FOR THE YEAR ENDED 31ST DECEMBER, 2015

STATEMENT NO. 1 CONT'D

CASH FLOW STATEMENT FOR THE YEAR ENDED 31ST DECEMBER, 2015 (CONT'D)

PAYMENTS	NOTES	YEAR 2015	YEAR 2014
		N	N
LESS: PAYMENTS			
Personnel Costs	6	(9,065,660,431.64)	(10,195,988,246.93)
Pensions and Gratuities	7	(1,143,923,668.25)	(6,219,229,847.22)
Overhead Costs:			
Education Services	8	(68,889,311.00)	(184,755,320.00)
Transport Services	8	(6,369,655.00)	(36,700,010.00)
Health Services	8	(29,219,655.00)	(110,957,958.15)
Mining & Petro-Chemical Services	8	(128,348,279.00)	(166,407,637.00)
Agricultural Services	8	(18,369,655.00)	(55,139,140.00)
Others of General Nature	8	(8,382,413,752.79)	(4,627,462,008.99)
Consolidated Revenue Fund Charges	9	(1,179,696,160.58)	(1,033,746,493.95)
Grants & Subventions	10	(9,019,525,217.55)	(15,934,253,406.70)
13% Oil Derivation Payments		(57,601,403.34)	(57,601,403.34)
Miscellaneous Revenue Expenses	5b		(31,300,000.00)
TOTAL PAYMENTS		(29,100,017,189.15)	(38,653,541,472.28)
NET CASHFLOW FROM OPERATING ACTIVITIES		38,666,388,069.60	45,408,781,717.54
Purchase/Construction of Assets	11	(42,000,574,612.82)	(68,213,414,839.29)
PFMU Expenditure	12	(127,699,574.61)	(115,008,081.17)
NET CASHFLOW FROM INVESTING ACTIVITIES		(42,128,274,187.43)	(68,328,422,920.46)



IMO STATE GOVERNMENT OF NIGERIA
REPORT OF THE ACCOUNTANT-GENERAL AND FINANCIAL STATEMENTS
FOR THE YEAR ENDED 31ST DECEMBER, 2015

STATEMENT NO. 1 CONT'D

CASH FLOW STATEMENT FOR THE YEAR ENDED 31ST DECEMBER, 2015 (CONT'D)

PAYMENTS (CONT'D)	NOTES	YEAR 2015	YEAR 2014
		N	N
CASH FLOW FROM FINANCING ACTIVITIES			
Proceeds from Foreign (External) Loans	14a	43,323,128.13	174,141,071.21
Repayment of Foreign (External) Loans	14d	(349,070,314.73)	(278,569,272.25)
Proceeds from Internal Loans/Overdrafts/Fed. Govt Bond	15a	65,453,872,734.87	58,417,096,715.23
Repayments of Internal Loans/Overdrafts	15a	(14,087,489,346.46)	(41,715,431,030.99)
Bank Loans converted to Fed. Govt. Bond	15a	(37,116,172,073.53)	
Bond Repayment Sinking Fund [ISPO to UBA]	16a	(3,942,672,453.83)	(4,301,097,217.32)
Public Debts Charges (Interests on Internal Loans)	15c	(7,782,508,679.36)	(7,765,023,243.11)
13% Derivation Indices Refund	3h	(213,048,225.17)	(213,048,225.17)
Payment for FAAC Sub Committee on Subsidy	3j	(20,240,152.73)	-
Refund to Rivers and Bayelsa States	3l	-	(32,591,715.33)
Commercial Agricultural Credit Scheme	3m	-	(260,030,328.00)
Repayment of FGN Bond [Restructured Commercial Bank Loans]	3p	(978,333,861.02)	-
Arrears of Derivation to Bayelsa State IRO of EA Oil	3q	(188,875,447.56)	(346,271,653.86)
1% of Statutory Allocation to fund Police Reform Programme	3r	-	(97,864,906.20)
Oil Theft Prevention-Implementation Programme	3s	-	(76,843,567.85)
Refund of Arrears of Derivation Revenue to Akwa Ibom State	3t	(113,489,088.24)	(61,903,139.04)
NET CASH FLOW FROM FINANCING ACTIVITIES		705,296,220.37	3,442,563,487.37
Net Increase/(Decrease) in Cash & Cash Equivalents		(2,756,589,897.46)	(19,477,077,715.55)
Cash and Cash Equivalents at 01/01/2015	17	7,327,579,637.26	26,804,657,352.81
Cash and Cash Equivalents at 31/12/2015	17	4,570,989,739.80	7,327,579,637.26

The accompanying Notes form part of this Statement

IMO STATE GOVERNMENT OF NIGERIA
 REPORT OF THE ACCOUNTANT-GENERAL AND FINANCIAL STATEMENTS
 FOR THE YEAR ENDED 31ST DECEMBER, 2015

STATEMENT NO. 3 CONT'D

STATEMENT OF CONSOLIDATED REVENUE FUND AS AT 31ST DECEMBER, 2015 CONT'D

	NOTES	ACTUAL 2015 N	BUDGET 2015 N	VARIANCE N	ACTUAL 2014 N
TOTAL REVENUE FUND (a) B/F		120,160,288,993.75	195,123,928,828.00	95,863,400,127.61	103,807,959,358.02
LESS: EXPENDITURE					
Personnel Costs	6	(9,065,660,431.64)	(11,419,124,968.00)	2,353,464,536.36	(10,195,988,246.93)
Pensions and Gratuities	7	(1,143,923,668.25)	-	(1,143,923,668.25)	(6,219,229,847.22)
Consolidated Rev. Fund Charges	9a	(1,179,696,160.58)	(18,724,170,603.00)	17,544,474,442.42	(1,033,746,493.95)
Overhead Costs	8	(8,633,610,307.79)	(15,045,842,206.00)	6,412,231,898.21	(5,181,422,074.14)
Public Debts Charges (Interests)	15c	(7,782,508,679.36)	-	(7,782,508,679.36)	(7,765,023,243.11)
Recurrent Grants & Subventions	10	(9,019,525,217.55)	(17,841,797,171.00)	8,822,271,953.45	(15,934,253,406.70)
Miscellaneous Rev. Expenses	5b	-	-	-	(31,300,000.00)
TOTAL EXPENDITURE (b)		(36,824,924,465.17)	(63,030,934,948.00)	26,206,010,482.83	(46,360,963,312.05)
OPERATING BALANCE	(a-b)	83,335,364,528.58	132,092,993,880.00	122,069,410,610.44	57,446,996,045.97



IMO STATE GOVERNMENT OF NIGERIA
 REPORT OF THE ACCOUNTANT-GENERAL AND FINANCIAL STATEMENTS
 FOR THE YEAR ENDED 31ST DECEMBER, 2015

STATEMENT NO. 3 CONT'D

STATEMENT OF CONSOLIDATED REVENUE FUND AS AT 31ST DECEMBER, 2015 CONT'D

	NOTES	ACTUAL 2015	BUDGET 2015	VARIANCE	ACTUAL 2014
		N	N	N	N
OPERATING BALANCE B/F	(a-b)	83,335,364,528.58	132,092,993,880.00	122,069,410,610.44	57,446,996,045.97
APPROPRIATION/TRANSFERS:					
Transfer from Capital Development Fund				-	-
External Loans Repayment	3n	(353,909,452.54)		(353,909,452.54)	(278,569,272.25)
Internal Loans Repayment	15a	(14,087,489,346.46)		(14,087,489,346.46)	(41,715,431,030.99)
Bank Loans converted to FG Bond	15a	(37,116,172,073.53)			
Payment for FAAC Sub Committee on Subsidy	3j	20,240,152.73		20,240,152.73	
Bond Repayment Sinking Fund [ISPO to UBA]	3k	(3,942,672,453.83)		(3,942,672,453.83)	(4,301,097,217.32)
13% Derivation Indices Refund	3h	(213,048,225.17)		(213,048,225.17)	(213,048,225.17)
13% Oil Derivation Payments		(57,601,403.34)		(57,601,403.34)	(57,601,403.34)
Refund to Rivers and Bayelsa States	3L	-		-	(32,591,715.33)
Commerical Agricultural Credit Scheme	3m	-		-	(260,030,328.00)
Oil Theft Prevention-Implementation	3s	-		-	(76,843,567.85)
Refund of Arrears of Derivation Revenue to A' Ibom	3t	(113,489,088.24)		(113,489,088.24)	(61,903,139.04)
Purchase of Financial Market Instruments	13	-		-	-
TOTAL APPROPRIATIONS		(55,864,141,890.38)	-	(18,747,969,816.85)	(46,997,115,899.29)
CLOSING BALANCE		27,471,222,638.20	132,092,993,880.00	103,321,440,793.59	10,449,880,146.68

The accompanying Notes form part of this Statement





**IMO STATE GOVERNMENT OF NIGERIA
REPORT OF THE ACCOUNTANT-GENERAL AND FINANCIAL STATEMENTS
FOR THE YEAR ENDED 31ST DECEMBER, 2015**

STATEMENT NO. 4

STATEMENT OF CAPITAL DEVELOPMENT FUND AS AT 31ST DECEMBER, 2015

	NOTES	ACTUAL 2015	BUDGET 2015	VARIANCE	ACTUAL 2014
		N	N	N	N
OPENING BALANCE		27,144,228,917.17		(27,144,228,917.17)	43,866,329,302.77
ADD: CAPITAL RECEIPTS					
Value Added Tax (VAT)	2	8,055,996,411.68	9,000,000,000.00	(944,003,588.32)	8,066,219,587.09
Internal Loans and Bond	15a	65,453,872,734.87	20,000,000,000.00	45,453,872,734.87	58,417,096,715.28
External Loans	14a	43,323,128.13	-	43,323,128.13	174,141,071.21
Miscellaneous Capital Receipts	5a	-	-	-	772,000,000.00
TOTAL CAPITAL RECEIPTS		73,553,192,274.68	29,000,000,000.00	44,553,192,274.68	66,657,457,373.58
TOTAL CAPITAL FUNDS		100,697,421,191.85	29,000,000,000.00	17,408,963,357.51	110,523,786,676.35



**IMO STATE GOVERNMENT OF NIGERIA
REPORT OF THE ACCOUNTANT-GENERAL AND FINANCIAL STATEMENTS
FOR THE YEAR ENDED 31ST DECEMBER, 2015**

STATEMENT NO. 4 CONT'D

STATEMENT OF CAPITAL DEVELOPMENT FUND AS AT 31ST DECEMBER, 2015

	NOTES	ACTUAL 2015 N	BUDGET 2015 N	VARIANCE N	ACTUAL 2014 N
LESS: EXPENDITURE					
Economic Sector	11	(37,825,388.03)	(49,812,000,000.00)	49,774,174,611.97	(646,305,000.00)
Social Service Sector	11	(25,000,000.00)	(12,992,848,035.00)	12,967,848,035.00	(177,439,800.00)
Administration Sector	11	(41,937,749,224.79)	(14,896,212,016.00)	(27,041,537,208.79)	(67,389,670,039.29)
Miscellaneous Capital Expenditure	5c	2,344,093,609.82	-	2,344,093,609.82	(51,134,838.72)
PFMU Capital Expenditure	12	(127,699,574.61)	-	(127,699,574.61)	(115,008,081.17)
Transfer to CRF		(50,000,000,000.00)	-	(50,000,000,000.00)	(15,000,000,000.00)
TOTAL EXPENDITURE		(89,784,180,577.61)	(77,701,060,051.00)	(12,083,120,526.61)	(83,379,557,759.18)
CLOSING BALANCE	[a-b]	10,913,240,614.24	(48,701,060,051.00)	5,325,842,830.90	27,144,228,917.17

The accompanying Notes form part of this Statement



**IMO STATE GOVERNMENT OF NIGERIA
REPORT OF THE ACCOUNTANT-GENERAL AND FINANCIAL STATEMENTS
FOR THE YEAR ENDED 31ST DECEMBER, 2015**

NOTE 1

SCHEDULE OF INTERNALLY GENERATED REVENUE

HEAD	REVENUE	ACTUAL 2015	APPROVED BUDGET 2015	VARIANCE	ACTUAL 2014
		N	N	N	N
401	Taxes	5,432,210,176.12	20,302,000,940.00	(14,869,790,763.88)	7,822,705,706.28
402	Fines & Fees	68,143,303.00	2,689,182,750.00	(2,621,039,447.00)	66,035,404.77
403	Licences	148,327,517.00	347,310,000.00	(198,982,483.00)	73,044,525.00
404	Earnings & Sales	136,262,155.00	507,306,500.00	(371,044,345.00)	142,091,335.00
405	Rent on Government Property	-	575,959,782.00	(575,959,782.00)	-
406	Interests, Repayments & Dividends	4,002,807,661.83	10,000,000.00	3,992,807,661.83	4,228,793,201.72
407	Reimbursements	7,000,000,000.00	-	7,000,000,000.00	5,250,000,000.00
408	Miscellaneous	10,000,000,000.00	75,000,000.00	9,925,000,000.00	8,500,814,520.35
	Development Levy	10,718,308.24	50,000,000.00	(39,281,691.76)	14,239,843.66
	TOTAL RECURRENT REVENUE	26,798,469,121.19	24,556,759,972.00	2,241,709,149.19	26,097,724,536.78

**IMO STATE GOVERNMENT OF NIGERIA
REPORT OF THE ACCOUNTANT-GENERAL AND FINANCIAL STATEMENTS
FOR THE YEAR ENDED 31ST DECEMBER, 2015**

NOTE 2

SCHEDULE OF VALUE ADDED TAX

MONTHS	ACTUAL 2015	ACTUAL 2014
	N	N
JANUARY	802,897,868.37	707,220,226.61
FEBRUARY	717,530,412.76	898,992,965.20
MARCH	637,567,494.27	729,900,884.43
APRIL	779,192,086.77	691,726,440.38
MAY	820,120,228.75	748,129,752.21
JUNE	820,120,228.75	713,445,134.82
JULY	707,184,170.21	724,336,512.46
AUGUST	815,483,052.91	714,012,611.61
SEPTEMBER	-	670,882,886.30
OCTOBER	676,546,349.83	715,948,705.24
NOVEMBER	613,681,671.69	751,623,467.83
DECEMBER	665,672,847.37	-
TOTAL	8,055,996,411.68	8,066,219,587.09

IMO STATE GOVERNMENT OF NIGERIA
 REPORT OF THE ACCOUNTANT-GENERAL AND FINANCIAL STATEMENTS
 FOR THE YEAR ENDED 31ST DECEMBER, 2015

NOTE 3AI

GROSS STATUTORY ALLOCATION
 FROM FAAC IN 2015

MONTH	GROSS SRA	13% OIL	TOTAL 2015	TOTAL FAAC	NET RECEIVED 2015	NET RECEIVED 2014
	ALLOCATION 2015	DERIVATION 2015		DEDUCTIONS 2015		
	N	N	N	N	N	N
JANUARY	3,065,613,380.99	430,229,474.82	3,495,842,855.81	443,757,714.89	3,052,085,140.92	3,049,130,956.79
FEBRUARY	2,702,788,969.49	393,430,463.78	3,096,219,433.27	443,757,714.89	2,652,461,718.38	3,271,283,028.99
MARCH	2,595,061,797.56	484,528,473.48	3,079,590,271.04	458,170,438.66	2,621,419,832.38	3,494,630,538.04
APRIL	2,037,159,627.71	340,878,385.59	2,378,038,013.30	478,410,591.39	1,899,627,421.91	3,568,014,942.39
MAY	1,837,345,683.41	234,985,630.81	2,072,331,314.22	458,170,438.66	1,614,160,875.56	3,466,791,467.64
JUNE	2,111,143,365.82	252,080,971.05	2,363,224,336.87	458,170,438.66	1,905,053,898.21	3,907,371,475.44
JULY	3,044,601,584.57	397,409,177.23	3,442,010,761.80	426,691,197.40	3,015,319,564.40	3,901,973,100.03
AUGUST	2,810,730,214.13	291,573,196.88	3,102,303,411.01	416,276,571.38	2,686,026,839.63	3,630,817,127.03
SEPTEMBER	-	-	-	-	-	3,376,674,636.79
OCTOBER	2,345,017,196.43	201,357,533.14	2,546,374,729.57	416,276,571.38	2,130,098,158.19	3,038,895,222.16
NOVEMBER	2,104,707,666.77	225,686,405.65	2,330,394,072.42	905,443,501.89	1,424,950,570.53	3,182,090,045.65
DECEMBER	2,670,030,422.20	233,080,469.80	2,903,110,892.00	905,443,501.89	1,997,667,390.11	-
TOTAL	27,324,199,909.08	3,485,240,182.23	30,809,440,091.31	5,810,568,681.09	24,998,871,410.22	37,887,672,540.95



IMO STATE GOVERNMENT OF NIGERIA
 REPORT OF THE ACCOUNTANT-GENERAL AND FINANCIAL STATEMENTS
 FOR THE YEAR ENDED 31ST DECEMBER, 2015

NOTE 3Aii

SUMMARY OF CBN MANDATE FOR REMITTANCES OF STATUTORY ALLOCATIONS IN 2015

MONTHS	SRA	VAT	ADDITIONAL FUND FROM NNPC	EXCHANGE GAIN	ADDITIONAL EXCHANGE GAIN	EXCESS CRUDE	TOTAL
	N	N	N	N	N	N	N
JANUARY	3,052,085,140.92	802,897,868.37	-	79,475,945.87	-	117,743,698.90	4,052,202,654.06
FEBRUARY	2,652,461,718.38	717,530,412.76	39,681,249.75	65,489,537.14	-	-	3,475,162,918.03
MARCH	2,621,419,832.38	637,567,494.27	-	442,648,305.79	349,446,681.61	-	4,051,082,314.05
APRIL	1,899,627,421.91	779,192,086.77	20,240,152.72	262,304,748.99	-	74,240,400.96	3,035,604,811.35
MAY	1,614,160,875.56	820,120,228.75	-	190,163,127.27	-	-	2,624,444,231.58
JUNE	1,905,053,898.21	820,120,228.75	-	190,163,127.27	-	-	2,915,337,254.23
JULY	3,015,319,564.40	707,184,170.21	-	50,948,539.29	-	-	3,773,452,273.90
AUGUST	2,686,026,839.63	815,483,052.91	-	48,730,932.58	-	-	3,550,240,825.12
SEPTEMBER	-	-	-	-	-	-	-
OCTOBER	2,130,098,158.19	676,546,349.83	-	36,253,865.14	-	-	2,842,898,373.16
NOVEMBER	1,424,950,570.53	613,681,671.69	-	38,738,576.00	-	-	2,077,370,818.22
DECEMBER	1,997,667,390.11	665,672,847.37	-	52,294,917.40	-	-	2,715,635,154.88
TOTAL	24,998,871,410.22	8,055,996,411.68	59,921,402.47	1,457,211,622.74	349,446,681.61	191,984,099.86	35,113,431,628.58





IMO STATE GOVERNMENT OF NIGERIA
REPORT OF THE ACCOUNTANT-GENERAL AND FINANCIAL STATEMENTS
FOR THE YEAR ENDED 31ST DECEMBER, 2015

NOTE 3B

DETAILS OF GROSS MINERAL REVENUE [13% DERIVATION]
FROM FAAC IN 2015

MONTHS	AMOUNT 2015	AMOUNT 2014
	N	N
JANUARY	430,229,474.82	469,613,379.84
FEBRUARY	393,430,463.78	500,916,601.24
MARCH	484,528,473.48	601,939,231.05
APRIL	340,878,385.59	601,783,660.22
MAY	234,985,630.81	465,818,561.10
JUNE	252,080,971.05	606,862,603.02
JULY	397,409,177.23	618,114,788.80
AUGUST	291,573,196.88	525,237,917.18
SEPTEMBER	-	538,592,675.66
OCTOBER	201,357,533.14	480,140,340.03
NOVEMBER	225,686,405.65	507,031,652.91
DECEMBER	233,080,469.80	-
TOTAL	3,485,240,182.23	5,916,051,411.05

IMO STATE GOVERNMENT OF NIGERIA
REPORT OF THE ACCOUNTANT-GENERAL AND FINANCIAL STATEMENTS
FOR THE YEAR ENDED 31ST DECEMBER, 2015

NOTE 3C

DETAILS OF EXCESS CRUDE/BUDGET AUGUMENTATION
RECEIVED FROM FAAC FOR 2015

MONTHS	AMOUNT 2015	AMOUNT 2014
	N	N
JANUARY	197,219,644.77	-
FEBRUARY	65,489,537.14	-
MARCH	792,094,987.40	-
APRIL	336,545,149.94	-
MAY	190,163,127.27	-
JUNE	234,098,955.16	-
JULY	50,948,539.29	-
AUGUST	48,730,932.59	-
SEPTEMBER	-	287,157,951.31
OCTOBER	36,253,865.14	-
NOVEMBER	38,738,576.00	-
DECEMBER	52,294,917.40	-
TOTAL	2,042,578,232.10	287,157,951.31



IMO STATE GOVERNMENT OF NIGERIA
REPORT OF THE ACCOUNTANT-GENERAL AND FINANCIAL STATEMENTS
FOR THE YEAR ENDED 31ST DECEMBER, 2015

NOTE 3D

DETAILS OF NNPC REFUNDS FROM FAAC FOR 2015

MONTHS	NNPC REFUND 2015	DATE ON MANDATE	NNPC REFUND 2014
	N	N	N
JANUARY	-		116,330,189.01
FEBRUARY	39,681,249.75	2/27/2015	116,330,189.01
MARCH	-		116,330,189.01
APRIL	20,240,152.72	4/30/2015	116,330,189.01
MAY	-		-
JUNE	-		-
JULY	-		-
AUGUST	-		-
SEPTEMBER	-		-
OCTOBER	-		233,507,693.36
NOVEMBER	-		-
DECEMBER	-		-
TOTAL	59,921,402.47		698,828,449.40

IMO STATE GOVERNMENT OF NIGERIA
REPORT OF THE ACCOUNTANT-GENERAL AND FINANCIAL STATEMENTS
FOR THE YEAR ENDED 31ST DECEMBER, 2015

NOTE 3E

DETAILS OF REMITTANCES OF SURE-P FROM FAAC FOR 2015

MONTHS	AMOUNT 2015	AMOUNT 2014
	N	N
JANUARY	-	268,453,328.75
FEBRUARY	-	269,385,003.12
MARCH	-	273,918,597.14
APRIL	-	273,632,070.30
MAY	-	261,426,951.22
JUNE	-	279,113,314.12
JULY	-	273,393,606.03
AUGUST	-	279,113,314.12
SEPTEMBER	-	280,493,278.98
OCTOBER	-	276,694,672.51
NOVEMBER	-	272,615,362.16
DECEMBER	-	-
TOTAL		3,008,239,498.45



IMO STATE GOVERNMENT OF NIGERIA
REPORT OF THE ACCOUNTANT-GENERAL AND FINANCIAL STATEMENTS
FOR THE YEAR ENDED 31ST DECEMBER, 2015

NOTE 3F

**DETAILS OF NON-OIL EXCESS REVENUE
RECEIVED FROM FAAC FOR 2015**

MONTHS	AMOUNT 2015	AMOUNT 2014
	N	N
JANUARY	-	-
FEBRUARY	-	-
MARCH	-	-
APRIL	-	-
MAY	-	-
JUNE	-	1,169,896,358.07
JULY	-	520,517,144.16
AUGUST	-	-
SEPTEMBER	-	-
OCTOBER	-	-
NOVEMBER	-	-
DECEMBER	-	-
TOTAL	-	1,690,413,502.23

IMO STATE GOVERNMENT OF NIGERIA
REPORT OF THE ACCOUNTANT-GENERAL AND FINANCIAL STATEMENTS
FOR THE YEAR ENDED 31ST DECEMBER, 2015

NOTE 3G

**DETAILS OF SHARE OF 17 BILLION
RECEIVED FROM FAAC FOR 2015**

MONTHS	AMOUNT 2015	AMOUNT 2014
	N	N
JANUARY	-	-
FEBRUARY	-	-
MARCH	-	-
APRIL	-	-
MAY	-	-
JUNE	-	-
JULY	-	-
AUGUST	-	-
SEPTEMBER	-	-
OCTOBER	-	-
NOVEMBER	-	244,271,862.08
DECEMBER	-	-
TOTAL	-	244,271,862.08



**REPORT OF THE ACCOUNTANT-GENERAL AND FINANCIAL STATEMENTS
FOR THE YEAR ENDED 31ST DECEMBER, 2015**

**IMO STATE GOVERNMENT OF NIGERIA
REPORT OF THE ACCOUNTANT-GENERAL AND FINANCIAL STATEMENTS
FOR THE YEAR ENDED 31ST DECEMBER, 2015**

NOTE 3H

**DETAILS OF REFUND OF OVERPAYMENT OF 13% DERIVATIVE INDICES
DEDUCTED FROM FAAC IN 2015**

MONTHS	13% DERIVATION INDICES FROM NOV. 2006 TO JUNE, 2010 [21ST OF 72 INSTALMENT]	13% DERIVATION INDICES FROM AUGUST, 2008 TO DECEMBER, 2009 [27TH OF 72 INSTALMENT]	TOTAL 2015	TOTAL 2014
	N	N	N	N
JANUARY	7,980,764.32	11,387,256.15	19,368,020.47	19,368,020.47
FEBRUARY	7,980,764.32	11,387,256.15	19,368,020.47	19,368,020.47
MARCH	7,980,764.32	11,387,256.15	19,368,020.47	19,368,020.47
APRIL	7,980,764.32	11,387,256.15	19,368,020.47	19,368,020.47
MAY	7,980,764.32	11,387,256.15	19,368,020.47	19,368,020.47
JUNE	7,980,764.32	11,387,256.15	19,368,020.47	19,368,020.47
JULY	7,980,764.32	11,387,256.15	19,368,020.47	19,368,020.47
AUGUST	7,980,764.32	11,387,256.15	19,368,020.47	19,368,020.47
SEPTEMBER	-	-	-	19,368,020.47
OCTOBER	7,980,764.32	11,387,256.15	19,368,020.47	19,368,020.47
NOVEMBER	7,980,764.32	11,387,256.15	19,368,020.47	19,368,020.47
DECEMBER	7,980,764.32	11,387,256.15	19,368,020.47	-
TOTAL	87,788,407.52	125,259,817.65	213,048,225.17	213,048,225.17

**IMO STATE GOVERNMENT OF NIGERIA
REPORT OF THE ACCOUNTANT-GENERAL AND FINANCIAL STATEMENTS
FOR THE YEAR ENDED 31ST DECEMBER, 2015**

NOTE 3J

DEDUCTION FROM FAAC SUB COMMITTEE ON SUBSIDY

MONTHS	AMOUNT 2015	AMOUNT 2014
	N	
JANUARY	-	-
FEBRUARY	-	-
MARCH	-	-
APRIL	20,240,152.73	-
MAY	-	-
JUNE	-	-
JULY	-	-
AUGUST	-	-
SEPTEMBER	-	-
OCTOBER	-	-
NOVEMBER	-	-
DECEMBER	-	-
TOTAL	20,240,152.73	-



IMO STATE GOVERNMENT OF NIGERIA
REPORT OF THE ACCOUNTANT-GENERAL AND FINANCIAL STATEMENTS
FOR THE YEAR ENDED 31ST DECEMBER, 2015

NOTE 3K

BOND DEDUCTIONS FROM FAAC FOR
CONTRACTUAL OBLIGATION [ISPO] FOR REPAYMENT IN 2015

MONTHS	AMOUNT 2015	AMOUNT 2014
	N	N
JANUARY	358,424,768.53	358,424,768.53
FEBRUARY	358,424,768.53	358,424,768.53
MARCH	358,424,768.53	358,424,768.53
APRIL	358,424,768.53	358,424,768.53
MAY	358,424,768.53	358,424,768.53
JUNE	358,424,768.53	358,424,768.53
JULY	358,424,768.53	358,424,768.53
AUGUST	358,424,768.53	358,424,768.53
SEPTEMBER	-	358,424,768.53
OCTOBER	358,424,768.53	358,424,768.53
NOVEMBER	358,424,768.53	358,424,768.53
DECEMBER	358,424,768.53	358,424,763.49
TOTAL	3,942,672,453.83	4,301,097,217.32

IMO STATE GOVERNMENT OF NIGERIA
REPORT OF THE ACCOUNTANT-GENERAL AND FINANCIAL STATEMENTS
FOR THE YEAR ENDED 31ST DECEMBER, 2015

NOTE 3L

DEDUCTIONS FROM FAAC FOR NET REFUND OF =N=15.495 BILLION
TO RIVERS & BAYELSA STATES ON NIMBE SOUTH OIL FIELD
& OKWORI AND NDA FIELDS 2015

MONTHS	AMOUNT 2015	AMOUNT 2014
	N	N
JANUARY	-	10,863,905.11
FEBRUARY	-	10,863,905.11
MARCH	-	10,863,905.11
APRIL	-	-
MAY	-	-
JUNE	-	-
JULY	-	-
AUGUST	-	-
SEPTEMBER	-	-
OCTOBER	-	-
NOVEMBER	-	-
DECEMBER	-	-
TOTAL	-	32,591,715.33



IMO STATE GOVERNMENT OF NIGERIA
REPORT OF THE ACCOUNTANT-GENERAL AND FINANCIAL STATEMENTS
FOR THE YEAR ENDED 31ST DECEMBER, 2015

NOTE 3M

**DEDUCTIONS FROM FAAC FOR CONTRACTUAL OBLIGATION [ISPO]
FOR COMMERCIAL AGRICULTURAL CREDIT SCHEME IN 2015**

MONTHS	AMOUNT 2015	AMOUNT 2014
	N	N
JANUARY	-	26,003,032.80
FEBRUARY	-	26,003,032.80
MARCH	-	26,003,032.80
APRIL	-	26,003,032.80
MAY	-	26,003,032.80
JUNE	-	26,003,032.80
JULY	-	26,003,032.80
AUGUST	-	26,003,032.80
SEPTEMBER	-	26,003,032.80
OCTOBER	-	26,003,032.80
NOVEMBER	-	-
DECEMBER	-	-
TOTAL	-	260,030,328.00

IMO STATE GOVERNMENT OF NIGERIA
REPORT OF THE ACCOUNTANT-GENERAL AND FINANCIAL STATEMENTS
FOR THE YEAR ENDED 31ST DECEMBER, 2015

NOTE 3N

**DEDUCTIONS FROM FAAC REMITTED TO DMO FOR
FOREIGN LOANS SERVICES IN 2015**

MONTHS	AMOUNT 2015	AMOUNT 2014
	N	N
JANUARY	24,168,494.79	19,238,358.11
FEBRUARY	24,168,494.79	19,238,358.11
MARCH	38,581,218.56	27,393,652.35
APRIL	38,581,218.56	27,393,652.35
MAY	38,581,218.56	27,393,652.35
JUNE	38,581,218.56	27,393,652.35
JULY	38,581,218.56	27,393,652.35
AUGUST	28,166,592.54	27,393,652.35
SEPTEMBER	-	27,393,652.35
OCTOBER	28,166,592.54	24,168,494.79
NOVEMBER	28,166,592.54	24,168,494.79
DECEMBER	28,166,592.54	-
TOTAL	353,909,452.54	278,569,272.25



IMO STATE GOVERNMENT OF NIGERIA
REPORT OF THE ACCOUNTANT-GENERAL AND FINANCIAL STATEMENTS
FOR THE YEAR ENDED 31ST DECEMBER, 2015

NOTE 3P

**DETAILS OF DEDUCTIONS FOR RESTRUCTURING OF COMMERCIAL
BANK LOANS INTO FGN BONDS [226 INSTALLMENTS]**

MONTHS	AMOUNT 2015	AMOUNT 2014
	N	N
JANUARY	-	-
FEBRUARY	-	-
MARCH	-	-
APRIL	-	-
MAY	-	-
JUNE	-	-
JULY	-	-
AUGUST	-	-
SEPTEMBER	-	-
OCTOBER	-	-
NOVEMBER	489,166,930.51	-
DECEMBER	489,166,930.51	-
TOTAL	978,333,861.02	-

IMO STATE GOVERNMENT OF NIGERIA
REPORT OF THE ACCOUNTANT-GENERAL AND FINANCIAL STATEMENTS
FOR THE YEAR ENDED 31ST DECEMBER, 2015

NOTE 3Q

**DEDUCTIONS FROM FAAC FOR PAYMENT OF ARREARS OF DERIVATION TO
BAYELSA STATE IRO EA OIL & COMPREHENSIVE RECONCILIATION OF 13% DERIVATION
IRO ECA & BUDGET AUGUMENTATION FROM NOV, 2006 TO JUNE, 2010**

MONTHS	AMOUNT 2015	AMOUNT 2014
	N	N
JANUARY	31,479,241.26	31,479,241.26
FEBRUARY	31,479,241.26	31,479,241.26
MARCH	31,479,241.26	31,479,241.26
APRIL	31,479,241.26	31,479,241.26
MAY	31,479,241.26	31,479,241.26
JUNE	31,479,241.26	31,479,241.26
JULY	-	31,479,241.26
AUGUST	-	31,479,241.26
SEPTEMBER	-	31,479,241.26
OCTOBER	-	31,479,241.26
NOVEMBER	-	31,479,241.26
DECEMBER	-	-
TOTAL	188,875,447.56	346,271,653.86



IMO STATE GOVERNMENT OF NIGERIA
REPORT OF THE ACCOUNTANT-GENERAL AND FINANCIAL STATEMENTS
FOR THE YEAR ENDED 31ST DECEMBER, 2015

NOTE 3R

**DEDUCTIONS OF 1% STATUTORY ALLOCATION
TO FUND THE POLICE REFORM PROGRAMME**

MONTHS	AMOUNT 2015		AMOUNT 2014	
	N		N	
JANUARY	-	-	30,756,514.17	-
FEBRUARY	-	-	32,684,280.34	-
MARCH	-	-	34,424,111.69	-
APRIL	-	-	-	-
MAY	-	-	-	-
JUNE	-	-	-	-
JULY	-	-	-	-
AUGUST	-	-	-	-
SEPTEMBER	-	-	-	-
OCTOBER	-	-	-	-
NOVEMBER	-	-	-	-
DECEMBER	-	-	-	-
TOTAL	-	-	97,864,906.20	-

IMO STATE GOVERNMENT OF NIGERIA
REPORT OF THE ACCOUNTANT-GENERAL AND FINANCIAL STATEMENTS
FOR THE YEAR ENDED 31ST DECEMBER, 2015

NOTE 3S

**DEDUCTIONS FROM FAAC FOR OIL THEFT
PREVENTION-IMPLEMENTATION PROGRAMME OF NATIONAL ECONOMIC COUNCIL,
52ND MEETING [ADHOC COMMITTEE ESTIMATED COST]**

MONTHS	AMOUNT 2015		AMOUNT 2014	
	N		N	
JANUARY	-	-	-	-
FEBRUARY	-	-	-	-
MARCH	-	-	41,763,129.80	-
APRIL	-	-	35,080,438.05	-
MAY	-	-	-	-
JUNE	-	-	-	-
JULY	-	-	-	-
AUGUST	-	-	-	-
SEPTEMBER	-	-	-	-
OCTOBER	-	-	-	-
NOVEMBER	-	-	-	-
DECEMBER	-	-	-	-
TOTAL	-	-	76,843,567.85	-



IMO STATE GOVERNMENT OF NIGERIA
REPORT OF THE ACCOUNTANT-GENERAL AND FINANCIAL STATEMENTS
FOR THE YEAR ENDED 31ST DECEMBER, 2015

NOTE 3T

**DEDUCTIONS FROM FAAC FOR THE REFUND OF ARREARS OF DERIVATION
REVENUE TO AKWA IBOM STATE IRO EKANGA OIL FIELD, 2003 TO 2011**

MONTHS	AMOUNT 2015	AMOUNT 2014
	N	N
JANUARY	10,317,189.84	-
FEBRUARY	10,317,189.84	-
MARCH	10,317,189.84	-
APRIL	10,317,189.84	-
MAY	10,317,189.84	-
JUNE	10,317,189.84	10,317,189.84
JULY	10,317,189.84	10,317,189.84
AUGUST	10,317,189.84	10,317,189.84
SEPTEMBER	-	10,317,189.84
OCTOBER	10,317,189.84	10,317,189.84
NOVEMBER	10,317,189.84	10,317,189.84
DECEMBER	10,317,189.84	-
TOTAL	113,489,088.24	61,903,139.04

IMO STATE GOVERNMENT OF NIGERIA
REPORT OF THE ACCOUNTANT-GENERAL AND FINANCIAL STATEMENTS
FOR THE YEAR ENDED 31ST DECEMBER, 2015

NOTE 5A

OTHER MISCELLANEOUS RECEIPT	2015	2014
	N	N
Miscellaneous Capital Receipts	-	772,000,000.00
	-	
	-	
	-	
	-	
	-	
	-	
TOTAL	-	772,000,000.00



IMO STATE GOVERNMENT OF NIGERIA
REPORT OF THE ACCOUNTANT-GENERAL AND FINANCIAL STATEMENTS
FOR THE YEAR ENDED 31ST DECEMBER, 2015

NOTE 5B

	2015 N	2014 N
MISCELLANEOUS REVENUE EXPENDITURE		
Office of the Governor, Government House	-	-
Office of the Deputy Governor, Government House	-	-
Ministry of Finance	-	-
Office of the Executive Governor, SSG Office	-	-
Office of the Head of Service	-	-
Ministry of Health	-	-
Ministry of Women Affairs and Social Development	-	-
Ministry of Public Utilities and Rural Development	-	-
Ministry of Education Primary and Secondary	-	30,000,000.00
Ministry of Planning and Economic Development	-	1,300,000.00
	-	-
TOTAL	-	31,300,000.00

IMO STATE GOVERNMENT OF NIGERIA
REPORT OF THE ACCOUNTANT-GENERAL AND FINANCIAL STATEMENTS
FOR THE YEAR ENDED 31ST DECEMBER, 2015

NOTE 5C

	2015 N	2014 N
MISCELLANEOUS CAPITAL EXPENDITURE (NON-CASHFLOW ADJUSTMENTS)		
Exchange Gain 31/12/15 on Foreign Loans	1,288,891,261.06	488,385,328.07
Foreign Loans Adjustment	1,688,742,392.62	(539,520,166.80)
TOTAL	2,977,633,653.68	(51,134,838.73)

**IMO STATE GOVERNMENT OF NIGERIA
REPORT OF THE ACCOUNTANT-GENERAL AND FINANCIAL STATEMENTS
FOR THE YEAR ENDED 31ST DECEMBER, 2015**

**NOTE 6
SCHEDULE OF PERSONNEL COSTS [BY MINISTRIES]**

HEAD	MINISTRY/DEPT.	ACTUAL 2015	APPROVED BUDGET	VARIANCE	ACTUAL 2014
		N	N	N	N
0412	Office of the Executive Governor	717,385,306.08	753,751,907.00	36,366,600.92	1,052,499,656.08
0412-1	Office of the Deputy Governor	111,107,921.46	132,050,703.00	20,942,781.54	124,639,284.97
0412-1A	Min. of Local Govt. & Rural Devt.	62,787,167.62	87,438,863.00	24,651,695.38	88,555,544.84
0412-2	Min. of Planning & Economic Devt.	84,310,473.81	192,306,716.00	107,996,242.19	104,744,531.28
0413	Min. of Special Duties	-	-	-	-
0413-1	Office of the Secretary to the State Govt.	166,906,011.95	191,997,639.00	25,091,627.05	191,513,011.55
0413-1	LAGOS LIAISON OFFICE	21,681,717.66	-	(21,681,717.66)	34,420,094.05
0413-1	ABUJA LIAISON OFFICE	25,769,545.62	-	(25,769,545.62)	31,070,648.38
0413-2	Office of the Head of Service	152,603,941.20	210,431,745.00	57,827,803.80	176,641,476.59
0414	Min. of Agriculture & Natural Resources	376,757,310.96	284,221,858.00	(92,535,452.96)	406,371,600.03
0415	Min. of Commerce & Market Devt.	123,392,928.72	134,874,945.00	11,482,016.28	231,760,912.00
0415-1	Min. of Industries & Non-Formal Sector	78,558,309.71	136,315,848.00	57,757,538.29	-
0416	Min. of Education Primary & Secondary	142,663,470.48	162,516,413.00	19,852,942.52	170,664,979.97
0416-1	Min. of Tertiary Institutions, Science & Tech.	30,900,372.58	52,567,936.00	21,667,563.42	15,826,001.26
0417	Ministry of Finance	227,085,014.19	181,430,894.00	(45,654,120.19)	369,187,202.43
0417-1	Min. of Internal Resources & Pensions	20,745,119.68	70,160,996.00	49,415,876.32	51,801,678.75
0418	Ministry of Health	1,101,708,858.74	536,044,899.00	(565,663,959.74)	1,436,371,096.29
0419	Min. of Information & Strategy	130,815,046.57	212,207,903.00	81,392,856.43	179,550,012.60
0420	Ministry of Justice	366,778,197.73	943,694,159.00	576,915,961.27	490,805,948.29
0421	Ministry of Lands and Survey	159,388,076.80	220,368,878.00	60,980,801.20	173,919,673.10
0422	Ministry of Works	270,679,805.59	258,019,913.00	(12,659,892.59)	319,347,396.30
0422-1	Min. of Housing, Urban Devt. & City Beautification	88,988,097.01	100,073,779.00	11,085,681.99	91,415,026.71
0422-3	Min. of Transport	45,575,210.63	54,624,287.00	9,049,076.37	33,177,460.00
0423-1	Office of the Auditor General - State	92,859,906.94	68,033,595.00	(24,826,311.94)	101,523,044.18
0423-2	Office of the Auditor General - Local	84,737,509.74	76,588,946.00	(8,148,563.74)	97,102,861.70
0424	Civil Service Commission	50,872,837.69	57,007,496.00	6,134,658.31	63,717,782.37
0425-1	Judiciary - High Court	1,181,996,830.41	1,303,589,396.00	121,592,565.59	1,027,966,360.28
	Sub-Total B/F	5,917,054,989.57	6,420,319,714.00	503,264,724.43	7,064,593,284.00



IMO STATE GOVERNMENT OF NIGERIA
 REPORT OF THE ACCOUNTANT-GENERAL AND FINANCIAL STATEMENTS
 FOR THE YEAR ENDED 31ST DECEMBER, 2015

NOTE 6 [CONT'D]
 SCHEDULE OF PERSONNEL COSTS [BY MINISTRIES]

HEAD	MINISTRY/DEPT.	ACTUAL 2015	APPROVED BUDGET	VARIANCE	ACTUAL 2014
		N	N	N	N
	Sub-Total B/F	5,917,054,989.57	6,420,319,714.00	503,264,724.43	7,064,593,284.00
0425-2	Judiciary - Customary Court Appeal	1,170,642,786.87	857,312,585.00	(313,330,201.87)	1,053,965,505.44
0426	Judicial Service Commission	127,828,790.85	194,849,062.00	67,020,271.15	106,205,900.44
0427	Local Government Service Commission	42,229,292.90	59,340,452.00	17,111,159.10	35,810,105.69
0427	Local Government Pension Board	15,391,643.86	-	(15,391,643.86)	10,064,087.90
0428	Board of Internal Service	183,674,246.00	259,754,553.00	76,080,307.00	205,135,426.00
0429	Legislature	735,278,287.31	322,473,052.00	(412,805,235.31)	767,784,872.78
0430	Min. of Women Affairs & Social Dev.	119,294,453.56	179,955,186.00	60,660,732.44	151,825,680.60
0431	Min. of Public Utilities & Rural Dev.	179,394,862.64	173,553,005.00	(5,841,857.64)	168,398,466.66
0432	Min. of Youth & Sports	87,597,847.66	2,473,498,859.00	2,385,901,011.34	68,359,191.77
0433	Imo State Independence Electoral Commission	102,986,468.35	112,635,954.00	9,649,485.65	111,400,060.82
0434	Min. of Petroleum & Environment	168,480,206.64	163,984,572.00	(4,495,634.64)	238,595,476.34
0435	Min. of Transport & Tourism	-	-	-	3,136,638.00
0436	House of Assembly Service Commission	97,657,755.36	63,895,117.00	(33,762,638.36)	90,263,955.44
0437	Min. of Special Duties	16,754,369.13	38,366,275.00	21,611,905.87	17,785,284.95
0438	Min. of Comm. Govt. Council, Culture & Trad. Affairs	98,729,716.62	99,186,581.00	456,864.38	79,769,413.94
	COT/VAT	2,664,714.32	-	(2,664,714.32)	22,894,896.16
	TOTAL	9,065,660,431.64	11,419,124,967.00	2,353,464,535.36	10,195,988,246.93





IMO STATE GOVERNMENT OF NIGERIA
REPORT OF THE ACCOUNTANT-GENERAL AND FINANCIAL STATEMENTS
FOR THE YEAR ENDED 31ST DECEMBER, 2015

NOTE 7

SCHEDULE OF PENSIONS & GRATUITIES

HEAD	MONTHS	ACTUAL 2015	ACTUAL 2014
		N	N
0413-2	January	255,923,668.25	451,506,906.13
	February	40,000,000.00	457,594,177.38
	March	748,000,000.00	464,754,566.46
	April	-	475,435,495.04
	May	100,000,000.00	504,672,732.00
	June	-	502,673,346.68
	July	-	518,282,002.55
	August	-	538,752,256.71
	September	-	550,577,580.25
	October	-	550,577,580.25
	November	-	576,969,768.28
	December	-	627,433,435.44
	TOTAL	1,143,923,668.25	6,219,229,847.17

IMO STATE GOVERNMENT OF NIGERIA
REPORT OF THE ACCOUNTANT- GENERAL AND FINANCIAL STATEMENTS
FOR THE YEAR ENDED 31ST DECEMBER, 2015

Note 8a

SCHEDULE OF OVERHEADS [BY SECTORS]	ACTUAL 2015	APPROVED BUDGET	VARIANCE	ACTUAL 2014
BREAKDOWN OF OVERHEADS	N	N	N	N
EDUCATIONAL SERVICES (MOE)	68,889,311.00	442,231,473.00	373,342,162.00	184,755,320.00
TRANSPORT SERVICES (MOTT)	6,369,655.00	-	(6,369,655.00)	36,700,010.00
HEALTH SERVICES (MH)	29,219,655.00	152,128,971.00	122,909,316.00	110,957,958.15
MINING AND PETROCHEM SERVICES (MCMD, MLSUP, MPE, MPURD, MINFS)	128,348,279.00	437,498,984.00	309,150,705.00	166,407,637.00
AGRIC SERVICES (MANR)	18,369,655.00	93,111,109.00	74,741,454.00	55,139,140.00
OTHERS OF GEN NATURE (OTHERS NOT INCLUDED IN THE ABOVE) - (See note 8a ii)	8,382,413,752.79	13,920,871,669.00	5,538,457,916.21	4,627,462,008.99
TOTAL	8,633,610,307.79	15,045,842,206.00	6,412,231,898.21	5,181,422,074.14

IMO STATE GOVERNMENT OF NIGERIA
 REPORT OF THE ACCOUNTANT-GENERAL AND FINANCIAL STATEMENTS
 FOR THE YEAR ENDED 31ST DECEMBER, 2015

Note 8ai

SCHEDULE OF OVERHEAD COSTS

HEAD	DESCRIPTION	ACTUAL 2015	APPROVED BUDGET	VARIANCE	ACTUAL 2014
		N	N	N	N
412	Governor, Government House	4,967,906,028.08	3,770,894,240.00	(1,197,011,788.08)	954,845,967.20
412-1	Deputy Governor, Government House	395,950,000.00	883,594,852.00	487,644,852.00	186,177,165.00
412-1A	Min. of Local Govt. & Rural Development	26,729,656.00	52,860,192.00	26,130,536.00	13,324,140.00
412-2	Min. of planning & Economic Dev.	15,369,711.20	159,313,175.00	143,943,463.80	35,424,140.00
413-1	Executive Governor SSG Office	617,073,398.90	512,932,631.00	(104,140,767.90)	256,962,129.75
413-2	Head of Service	34,413,688.00	33,616,663.00	(797,025.00)	41,005,682.00
414	Min. of Agric & Natural Resources	18,369,655.00	93,111,109.00	74,741,454.00	55,139,140.00
415	Min. of Commerce and Market Development	15,369,656.00	42,277,983.00	26,908,327.00	22,124,140.00
415-1	Min. of Industries & Non Formal Sector	22,369,656.00	40,077,138.00	17,707,482.00	32,869,656.00
415-2	Min. of Transport & Market	6,369,655.00	-	(6,369,655.00)	-
416	Min. of Education	51,219,656.00	275,249,686.00	224,030,030.00	174,633,180.00
416-1	Min of Tertiary Institutions, Science & Tech.	17,669,655.00	166,981,787.00	149,312,132.00	10,122,140.00
417	Min. of Finance	115,799,778.61	111,554,823.00	(4,244,955.61)	737,826,349.44
417-1	Min of Internal Resources & Pension	18,305,368.00	347,267,492.00	328,962,124.00	21,017,620.00
418	Min. of Health	29,219,655.00	152,128,971.00	122,909,316.00	110,957,958.15
419	Min. of Information	24,569,655.00	94,265,650.00	69,695,995.00	72,647,102.00
420	Min. of Justice	18,369,655.00	132,280,277.00	113,910,622.00	46,316,860.10
421	Min. of Lands and Survey	15,369,656.00	50,047,449.00	34,677,793.00	36,044,049.00
422	Min. of Works	18,369,656.00	206,848,118.00	188,478,462.00	36,700,010.00
422-1	Min. of Housing, Urban Dev. & City Beautification	15,369,656.00	50,439,990.00	35,070,334.00	24,124,140.00
423-1	Office of the Auditor General-State	13,500,000.00	52,777,074.00	39,277,074.00	21,123,240.00
	Sub-Total C/F	6,457,683,494.79	7,228,519,300.00	770,835,805.21	2,889,384,808.64



IMO STATE GOVERNMENT OF NIGERIA
 REPORT OF THE ACCOUNTANT-GENERAL AND FINANCIAL STATEMENTS
 FOR THE YEAR ENDED 31ST DECEMBER, 2015

Note 8ai

SCHEDULE OF OVERHEAD COSTS

HEAD	DESCRIPTION	ACTUAL 2015 N	APPROVED BUDGET N	VARIANCE N	ACTUAL 2014 N
	B/F	6,457,683,494.79	7,228,519,300.00	770,835,805.21	2,889,384,808.64
423-2	Office of the Auditor General - Local Govt.	6,289,296.00	25,253,670.00	18,964,374.00	6,623,240.00
424	Civil Service Commission	18,369,656.00	43,799,190.00	25,429,534.00	35,327,424.50
425-1	Judiciary - High Court	156,969,655.00	1,765,450,778.00	1,608,481,123.00	98,824,140.00
425-2	Judiciary - Customary Court of Appeal	47,569,655.00	1,256,401,730.00	1,208,832,075.00	35,924,140.00
426	Judicial Service Commission	18,369,655.00	47,127,282.00	28,757,627.00	21,324,140.00
427	Local Govt. Service Commission	24,569,655.00	56,530,418.00	31,960,763.00	48,547,380.00
427	Local Govt. Pension Board	3,689,296.00	-	(3,689,296.00)	-
428	Board of Internal Revenue	7,189,296.00	110,758,324.00	103,569,028.00	86,977,940.00
429	Legislature - Imo House of Assembly	1,715,453,406.00	3,515,841,552.00	1,800,388,146.00	1,605,374,140.00
430	Min. of Women Affairs & Social Dev.	21,369,656.00	214,332,685.00	192,963,029.00	53,867,645.00
431	Min. of Public Utilities & Rural Development	58,369,656.00	170,434,958.00	112,065,302.00	50,124,140.00
432	Min. of Youths & Sports	15,369,655.00	151,978,565.00	136,608,910.00	32,778,624.00
433	Imo State Independent Electoral Commission	17,369,655.00	99,003,460.00	81,633,805.00	31,224,140.00
434	Min. of Petroleum & Environment	16,869,655.00	134,661,456.00	117,791,801.00	25,245,652.00
435	Min. of Culture & Tourism	2,000,000.00	46,133,716.00	44,133,716.00	4,000,000.00
436	Imo State House of Assembly Commission	18,369,656.00	101,470,111.00	83,100,455.00	31,126,240.00
437	Min. of Special Duties	10,869,655.00	30,738,262.00	19,868,607.00	20,924,140.00
438	Min. of Comm. Govt Council, Culture & Trad'l Affairs	16,869,655.00	47,406,749.00	30,537,094.00	103,824,140.00
	TOTAL	8,633,610,307.79	15,045,842,206.00	6,412,231,898.21	5,181,422,074.14





IMO STATE GOVERNMENT OF NIGERIA
REPORT OF THE ACCOUNTANT- GENERAL AND FINANCIAL STATEMENTS
FOR THE YEAR ENDED 31ST DECEMBER, 2015

Note 8aii

SCHEDULE OF OTHERS OF GENERAL NATURE

CODES	MINISTRIES	AMOUNT (N)	
		2015	2014
412	Office of the Governor, Government House	4,967,906,028.08	954,845,967.20
412-1	Office of the Deputy Governor, Government House	395,950,000.00	186,177,165.00
412-1A	Min. of Local Govt. & Rural Development	26,729,656.00	13,324,140.00
412-2	Min. of Planning & Economic Dev.	15,369,711.20	35,424,140.00
413-1	Office of the Executive Governor SSG Office	617,073,398.90	256,962,129.75
413-2	Office of the Head of Service	34,413,688.00	41,005,682.00
417	Min. of Finance	115,799,778.61	737,826,349.44
417-1	Min of Internal Resources & Pension	18,305,368.00	21,017,620.00
419	Min. of Information	24,569,655.00	72,647,102.00
420	Min. of Justice	18,369,655.00	46,316,860.10
422	Min. of Works	18,369,656.00	-
422-1	Min. of Housing, Urban Dev. & City Beautification	15,369,656.00	24,124,140.00
423-1	Office of the State Auditor, Auditor-General	13,500,000.00	21,123,240.00
423-2	Office of the Auditor-General for Local Govt.	6,289,296.00	6,623,240.00
424	Civil Service Commission	18,369,656.00	35,327,424.50
425-1	Judiciary - High Court	156,969,655.00	98,824,140.00
425-2	Judiciary - Customary Court of Appeal	47,569,655.00	35,924,140.00
426	Judicial Service Commission	18,369,655.00	21,324,140.00
427	Local Govt. Service Commission	24,569,655.00	48,547,380.00
427	Local Govt. Pension Board	3,689,296.00	-
428	Board of Internal Revenue	7,189,296.00	86,977,940.00
429	Legislature - Imo House of Assembly	1,715,453,406.00	1,605,374,140.00
430	Min. of Women Affairs & Social Dev.	21,369,656.00	53,867,645.00
432	Min. of Youth & Sports	15,369,655.00	32,778,624.00
433	Imo State Independent Electoral Commission	17,369,655.00	31,224,140.00
435	Min. of Culture & Tourism	2,000,000.00	4,000,000.00
436	Imo State House of Assembly Commission	18,369,656.00	31,126,240.00
437	Min. of Special Duties	10,869,655.00	20,924,140.00
438	Min. of Community Govt Council,Culture & Traditional Affairs	16,869,655.00	103,824,140.00
	TOTAL	8,382,413,752.79	4,627,462,008.99

IMO STATE GOVERNMENT OF NIGERIA
 REPORT OF THE ACCOUNTANT-GENERAL AND FINANCIAL STATEMENTS
 FOR THE YEAR ENDED 31ST DECEMBER, 2015

NOTE 9A

SCHEDULE OF CONSOLIDATED REV. FUND CHARGES

DESCRIPTION	HEAD	2014 ACTUAL	APPROVED BUDGET	VARIANCE	2013 ACTUAL
		N	N	N	N
Office of the Governor	0412	589,742,500.00	18,724,170,603.00	18,134,428,103.00	76,307,000.00
Office of the Deputy Governor	0412-1	-	-	-	255,000,000.00
Min. of Local Govt and Rural Development	0412-1A	-	-	-	-
Min. of Planning & Econ. Devt.	0412-2	-	-	-	-
Office of the Secretary to the State Government	0413-1	-	-	-	80,050,000.00
Office of the Head of Service	0413-2	-	-	-	-
Min. of Commerce and Market Development	0415	-	-	-	-
Min. of Finance	0417	-	-	-	-
Min. of Lands and Survey	0421	-	-	-	-
Office of the Auditor General - State	0423-1	-	-	-	-
Office of the Auditor General - Local Govt.	0423-2	-	-	-	-
Civil Service Commission	0424	-	-	-	-
Judiciary - High Court	0425-1	-	-	-	-
Judiciary - Customary Court of Appeal	0425-2	-	-	-	-
Judicial Service Commission	0426	-	-	-	-
Local Government Service Commission	0427	-	-	-	-
Legislature - Imo State House of Assembly	0429	-	-	-	601,666,660.00
Min. of Public Utility & Rural Dev.	0431	-	-	-	-
Imo State Independent Electoral Commission	0433	-	-	-	-
Imo State House of Assembly Service Commission	0436	-	-	-	-
Bank Charges (Schd 9b)		589,953,660.58			20,722,833.95
TOTAL CONSOLIDATED REV. FUND		1,179,696,160.58	18,724,170,603.00	18,134,428,103.00	1,033,746,493.95





IMO STATE GOVERNMENT OF NIGERIA
REPORT OF THE ACCOUNTANT-GENERAL AND FINANCIAL STATEMENTS
FOR THE YEAR ENDED 31ST DECEMBER, 2015

NOTE 9B
BANK CHARGES

S/N	NAME OF BANKS	ACCOUNT NAME	ACCOUNT NUMBERS	BANK CHARGE AS AT 31/12/2015
1	DIAMOND BANK PLC	MOJ REV ACCT.	0024774858	
2	DIAMOND BANK PLC	OPERATIONAL ACCT.	0025410045	
3	DIAMOND BANK PLC	TERT. SCH. FREE EDU.	0038471293	-
4	DIAMOND BANK PLC	IMSG LAND IGR ACCT.	0037987458	-
5	DIAMOND BANK PLC	TREASURY PAY OFFICE	0027462433	-
6	ECO BANK PLC	REVENUE ACCT MOT	3642045298	
7	ECO BANK PLC	BOND PROCEEDS	1342031740	-
8	ECO BANK PLC	MISCELLANEOUS ACCT.	5092046997	-
9	FCMB PLC	SURE-P ACCT.	3759569652	590,257.50
10	FCMB PLC	MAIN ACCT.	0839706051	628,085.72
11	FCMB PLC	13% ODF ACCT.	2112124015	-
12	FCMB PLC	MISCELLANEOUS ACCT.	0722317016	149,162.50
13	FCMB PLC	SUNDRY ACCT.	0732636026	-
14	FCMB PLC	SECURITY ACCT.	0669567011	-
15	FCMB PLC	IMO STATE IGR ACCT.	0236455013	-
16	FCMB PLC	SUBSIDY REINVESTMENT ACCT.	1999394012	-
17	FIDELITY BANK PLC	SWEEPING ACCT. I	5030029152	157.50
18	FIDELITY BANK PLC	SWEEPING ACCT. II	5030051748	51,578,612.16
19	FIDELITY BANK PLC	Joint State A/C.	5030058266	1,266,373.95
18	KEYSTONE BANK PLC	DEDICATED PROJECT ACCT.	1002823895	
19	KEYSTONE BANK PLC	RESERVE ACCT.	1002823888	
Sub-Total C/F				54,212,649.33



IMO STATE GOVERNMENT OF NIGERIA
REPORT OF THE ACCOUNTANT-GENERAL AND FINANCIAL STATEMENTS
FOR THE YEAR ENDED 31ST DECEMBER, 2015

NOTE 9B (CONT'D)
BANK CHARGES (CONT'D)

S/N	NAME OF BANKS	ACCOUNT NAME	ACCOUNT NUMBERS	BANK CHARGE AS AT 31/12/2015
Sub-Total B/F				54,212,649.33
20	UBA PLC	IMSG SPECIAL PROJECT A/C	1010583635	-
21	UBA PLC	IMSG DEDICATED IGR A/C	1016187279	178,877.64
22	UBA PLC	SUB TREASURY PENSION ACCOUNT	1013112566	-
23	UBA PLC	SUB TREASURY OWERRI	1001192176	-
24	UBA PLC	IMSG DEDICATED SALARY ACCOUNT	1016239910	-
25	UBA PLC	IMSG OPERATIONS ACCOUNT	1015705232	-
26	UBA PLC	IMSG PROJECT RESERVE ACCOUNT 2	1007576875	-
27	UBA PLC	IMSG SECURITY ACCOUNT	1018182656	-
28	UBA PLC	IMSG OPERATIONAL ACCOUNT 2	1015708116	-
29	UBA PLC	IMSG MULTIPURPOSE ACCOUNT	1011268270	402,521.00
30	UBA PLC	IMSG HIV/AIDS PROJECT A/C	VARIOUS	-
31	UBA PLC	IMSG FADAMA III PROJECT A/C	VARIOUS	-
32		IMSG PSGRDP	VARIOUS	-
33	UNION BANK	ISOPADEC 13% DERIVATION	0041530585	-
34	UNITY BANK	IMO STATE B.I.R [IGR]	0020290287	-
Sub-Total C/F				54,794,047.97



IMO STATE GOVERNMENT OF NIGERIA
REPORT OF THE ACCOUNTANT-GENERAL AND FINANCIAL STATEMENTS
FOR THE YEAR ENDED 31ST DECEMBER, 2015

NOTE 9B (CONT'D)
BANK CHARGES (CONT'D)

S/N	NAME OF BANKS	ACCOUNT NAME	ACCOUNT NUMBERS	BANK CHARGE AS AT 31/12/2015
Sub-Total B/F				54,794,047.97
35	ZENITH BANK PLC	IMO PUBLIC SERV. CHARITY ACCT.	1013322956	
36	ZENITH BANK PLC	DRAWDOWN ACCT.	1012822640	
37	ZENITH BANK PLC	INTEGRITY ACCT.	1013191590	
38	ZENITH BANK PLC	UTILITY ACCT.	1012246716	
39	ZENITH BANK PLC	PENSION ACCT.	1012401087	
40	ZENITH BANK PLC	FAAC ACCT.	1013197705	159,977,239.30
41	ZENITH BANK PLC	FLOOD DISASTER ACCT.	1013196014	
42	ZENITH BANK PLC	TAX HOLDING ACCT.	1012880538	462,000.00
43	ZENITH BANK PLC	TPO IMPREST ACCOUNT	1012575434	-
44	ZENITH BANK PLC	STO PENSIONS	1011309825	-
45	ZENITH BANK PLC	SUB-TREASURY OWERRI	1010815365	-
46	ZENITH BANK PLC	IMO SOC. WELFARE ACCT.	1013051128	
47	ZENITH BANK PLC	OPERATION ACCT.	1011299856	524,203.29
48	ZENITH BANK PLC	IMSG SALARY A/C	1014383181	20,482,892.93
49	ZENITH BANK PLC	IMSG ACCT 1	1013750926	268,162,788.24
50	ZENITH BANK PLC	OPERATION ACCT.	1013118902	10,289,144.22
51	ZENITH BANK PLC	IMSG Loan Account	1012860307	72,739,930.48
52	ZENITH BANK PLC	Imo Foundation Account	1012946724	3,374.00
53	ZENITH BANK PLC	13% ODF Acct	1014016524	2,518,040.15
54	ZENITH BANK PLC	VAT ACCT.	1010439554	
55	ZENITH BANK PLC	MONUMENTAL ACCT.	1013514171	
GRAND TOTAL				589,953,660.58

IMO STATE GOVERNMENT OF NIGERIA
 REPORT OF THE ACCOUNTANT-GENERAL AND FINANCIAL STATEMENTS
 FOR THE YEAR ENDED 31ST DECEMBER, 2015

NOTE 10A

SCHEDULE OF GRANTS & SUBVENTION ACCORDING TO SUPERVISING MINISTRY

HEAD	SUPERVISING MINISTRY	2015 ACTUAL	APPROVED BUDGET	VARIANCE	2014 ACTUAL
0412	Office of the Executive Governor	1,528,448,155.99	787,400,000.00	741,048,155.99	1,007,717,963.64
0412-1	Office of the Deputy Governor	30,080,000.00	120,000,000.00	(89,920,000.00)	89,961,000.00
0412-1A	Min. of Local Govt. & Rural Dev.				
0412-2	Ministry of Planning & Economic Dev.				
0413-1	Office of the Secretary to the State Govt.	3,918,367.84	45,000,000.00	(45,000,000.00)	-
0413-2	Office of the Head of Service	8,510,190.20	204,000,000.00	(200,081,632.16)	23,441,578.26
0414	Min. of Agriculture & Natural Resources	248,682,579.40	297,600,000.00	(48,917,420.60)	284,031,314.61
0415	Min. of Commerce & Market Development	12,764,390.71	198,000,000.00	(185,235,609.29)	111,707,278.10
0415-1	Min. of Industries & Non Formal Sector				5,000,000.00
0416	Ministry of Education Primary & Secondary	4,816,123,908.59	7,313,633,268.00	(2,497,509,359.41)	10,195,251,028.51
0416-1	Min. of Tertiary Institution, Science & Tech.		4,114,000,000.00	(4,114,000,000.00)	
0417	Ministry of Finance	6,105,481.34	48,000,000.00	(41,894,518.66)	9,631,097.51
0417-1	Min. of Internal Resources & Pension Matters				
0418	Ministry of Health	1,858,789,274.35	3,991,663,903.00	(2,132,874,628.65)	3,263,539,276.75
0419	Min. of Information & Strategy	136,941,466.10	294,000,000.00	(157,058,533.90)	304,126,795.15
0420	Ministry of Justice	1,262,779.92	2,500,000.00	(1,237,220.08)	1,924,639.92
0421	Ministry of Land & Survey		6,000,000.00	(6,000,000.00)	
0422	Ministry of Works				
0422-1	Min. of Housing, Urban Dev. & City Beautification				
0430	Min. of Women Affairs & Social Dev.	1,000,000.00	-	1,000,000.00	-
0431	Min. of Public Utilities & Rural Dev.	67,742,582.30	90,000,000.00	(22,257,417.70)	2,400,000.00
0432	Ministry of Youth & Sports	124,984,123.00	204,000,000.00	(79,015,877.00)	104,441,631.72
0434	Ministry of Petroleum & Environment		12,000,000.00	(12,000,000.00)	302,516,330.89
0435	Ministry of Transport & Tourism	105,386,081.41	30,000,000.00	75,386,081.41	143,514,770.76
0437	Ministry of Special Duties				
0438	Min. of Comm. Govt. Council, Culture & Trad. Affairs	68,785,836.40	84,000,000.00	(15,214,163.60)	83,411,998.17
0135	COT				
	VAT				1,558,764.46
	TOTAL	9,019,525,217.55	17,841,797,171.00	(8,822,271,953.45)	15,934,253,406.70



IMO STATE GOVERNMENT OF NIGERIA
 REPORT OF THE ACCOUNTANT-GENERAL AND FINANCIAL STATEMENTS
 FOR THE YEAR ENDED 31ST DECEMBER, 2015

NOTE 10A1
 SCHEDULE OF GRANTS & SUBVENTION ACCORDING TO PARASTATALS

HEAD	MINISTRIES/PARASTATALS	2015 ACTUAL	2014 ACTUAL
		N	N
0412	OFFICE OF THE GOVERNOR	-	-
	Bureau of Privatization and Investment	4,345,312.84	26,071,877.04
	Bureau of Public Procurements and Price Intelligence	810,584.55	-
	Bureau of Science & Technology	28,931,790.06	53,552,434.62
	ENTRACO	8,099,958.14	8,735,647.44
	Imo Job Centre	-	-
	Imo State Investment & Privatization	128,652,102.16	146,355,802.74
	Imo State Orientation Agency	-	-
	Imo Wonder Lake Resort	13,193,258.90	62,222,392.96
	NEPAD	5,146,107.61	6,730,663.56
	Niger Delta Bureau	16,445,262.41	17,602,738.70
	Poverty Alleviation	-	12,057,662.55
	State Directorate for Employment	50,000,000.00	-
	PS Gov. IBC	85,995,000.00	378,669,690.02
	Heartland Football Club	138,840,000.00	-
	Youth must work - LGA	382,320,000.00	-
	Youth must work - Imo comm. Watch	4,000,000.00	-
	Youth must work - Fire service	7,704,564.64	11,817,895.11
	GHOISIPA	26,800,000.00	158,853,850.00
	Imo State Security Network	77,164,214.68	125,047,308.90
	Imo Civil Guards Corps	550,000,000.00	-
	Youth must work - CGC	1,528,448,155.99	1,007,717,963.64
	TOTAL		





IMO STATE GOVERNMENT OF NIGERIA
REPORT OF THE ACCOUNTANT-GENERAL AND FINANCIAL STATEMENTS
FOR THE YEAR ENDED 31ST DECEMBER, 2015

NOTE 10A1 (Cont'd)

SCHEDULE OF GRANTS & SUBVENTION ACCORDING TO PARASTATALS

HEAD	MINISTRIES/PARASTATALS	2015 ACTUAL	2014 ACTUAL
0412-1	OFFICE OF THE DEPUTY GOVERNOR	N	N
	Imo Civil Guards (New Recruit)	15,080,000.00	-
	Nigerian Security and Civil Defence Corps (NSCDC)	15,000,000.00	89,961,000.00
	TOTAL	30,080,000.00	89,961,000.00
0413-1	OFFICE OF THE SECRETARY TO THE STATE GOVT.		
	UNICEF Water & Sanitation Project	3,918,367.84	23,441,578.26
	Operation Smash	-	-
	TOTAL	3,918,367.84	23,441,578.26
0413-2	OFFICE OF THE HEAD OF SERVICE		
	State Directorate for Employment	8,510,190.20	-
	TOTAL	8,510,190.20	-
0414	MINISTRY OF AGRIC. AND NATURAL RESOURCES		
	Agricultural Development Project	230,986,230.50	250,080,656.61
	Agric Loan Board	4,420,554.80	11,970,000.00
	Imo Livestock	5,827,009.10	7,295,058.00
	Small Holders Oil Palm	-	-
	Sanghai Redemption Farm	-	-
	National Youth Farmers Association	-	-
	MANR Shopp	2,448,785.00	2,685,600.00
	Imo State Zoological Garden, Nekede	5,000,000.00	12,000,000.00
	Others	-	-
	TOTAL	248,682,579.40	284,031,314.61



IMO STATE GOVERNMENT OF NIGERIA
REPORT OF THE ACCOUNTANT-GENERAL AND FINANCIAL STATEMENTS
FOR THE YEAR ENDED 31ST DECEMBER, 2015

NOTE 10A1 (Cont'd)

SCHEDULE OF GRANTS & SUBVENTION ACCORDING TO PARASTATALS

HEAD	MINISTRIES/PARASTATALS	2015 ACTUAL	2014 ACTUAL
0415	MINISTRY OF COMMERCE & MARKET DEV.		34,976,090.67
	Consumer Protection Agency	-	22,256,000.00
	Imo Co-operative College Ehime Mbano	-	28,500,000.00
	Technical Skills Acquisition Centre (TESAC)	-	5,153,092.23
	Okigwe Cattle Market	3,563,852.56	20,822,095.20
	Imo Marketing Company	9,200,538.15	-
	Bureau For Privatization & Investment	-	-
	TOTAL	12,764,390.71	111,707,278.10
0415-1	MINISTRY OF INDUSTRY & NON FORMAL SECTOR		5,000,000.00
	Ministry of Industry & Non Formal Sector	-	5,000,000.00
	TOTAL		
0416	MINISTRY OF EDUCATION		6,042,963.87
	Agency for Adult and Non-formal Education	2,344,959.85	83,354,412.24
	Imo State Library Board	64,785,757.28	933,332,058.39
	Imo State Polytechnic	577,070,439.10	2,748,371,066.93
	Imo State University	1,181,032,862.13	6,375,802,428.99
	Secondary Education Management Board	2,979,339,890.23	12,000,000.00
	Special Education Centre, Orlu	5,000,000.00	9,600,000.00
	School of Deaf & Dumb, Orodo	4,000,000.00	3,230,578.19
	Bureau for Science & Technology	-	23,517,519.90
	Imo College of Advance Professional Studies	2,550,000.00	-
	Imo State Coperative College	-	-
	Special Education Resource Centre	-	-
	TOTAL	4,816,123,908.59	10,195,251,028.51
0417	MINISTRY OF FINANCE		9,631,097.51
	PFMU/PSGRDP	6,105,481.34	-
	PFMU (GCCF)	-	-
	TOTAL	6,105,481.34	9,631,097.51



IMO STATE GOVERNMENT OF NIGERIA
REPORT OF THE ACCOUNTANT-GENERAL AND FINANCIAL STATEMENTS
FOR THE YEAR ENDED 31ST DECEMBER, 2015

NOTE 10A1 (Cont'd)

SCHEDULE OF GRANTS & SUBVENTION ACCORDING TO PARASTATALS

HEAD	MINISTRIES/PARASTATALS	2015 ACTUAL	2014 ACTUAL
0418	MINISTRY OF HEALTH	N	N
	College of Health Technology	45,365,631.14	267,661,527.97
	Hospital Management Board	1,205,548,227.46	1,579,650,099.63
	Imo State Population Council	3,530,204.93	10,202,498.93
	Imo Essential Drugs	4,057,153.92	9,380,474.64
	Imo State University Teaching Hospital	540,000,000.00	1,396,644,675.58
	Consumer Protection Council/Imo CPC	32,288,056.90	-
	School of Nursing	28,000,000.00	-
	TOTAL	1,858,789,274.35	3,263,539,276.75
0419	MINISTRY OF INFORMATION & STRATEGY		
	Government Press		
	Imo Broadcasting Corporation	102,778,700.00	271,410,100.97
	Imo Newspaper	34,162,766.10	32,716,694.18
	TOTAL	136,941,466.10	304,126,795.15
0420	MINISTRY OF JUSTICE		
	Legal Aids Council	1,262,779.92	1,924,639.92
	TOTAL	1,262,779.92	1,924,639.92



**IMO STATE GOVERNMENT OF NIGERIA
REPORT OF THE ACCOUNTANT-GENERAL AND FINANCIAL STATEMENTS
FOR THE YEAR ENDED 31ST DECEMBER, 2015**

NOTE 10A1 (Cont'd)

SCHEDULE OF GRANTS & SUBVENTION ACCORDING TO PARASTATALS

HEAD	MINISTRIES/PARASTATALS	2015 ACTUAL	2014 ACTUAL
0421	MINISTRY OF LAND & SURVEY	N	N
	Owerri Capital Development Authority	-	-
	TOTAL	-	-
0430	MINISTRY OF WOMEN AFFAIRS & SOCIAL DEVELOPMENT		
	Holy Family sisters of the Needy	-	-
	Friends of the Cross Medical Mission	-	-
	Rural Orphan	-	-
	Imo Women Monthly Prayer Summit	-	-
	Amigal	-	-
	Imo Disable	-	-
	Alpha Charity Health Care Services	-	-
	Remand Home, Ngor Okpala	1,000,000.00	2,400,000.00
	School of Deaf & Dumb	-	-
	U Care Organization	-	-
	Annual Fusco	-	-
	Tulsi Chanrai	-	-
	Others	-	-
	TOTAL	1,000,000.00	2,400,000.00



IMO STATE GOVERNMENT OF NIGERIA
REPORT OF THE ACCOUNTANT-GENERAL AND FINANCIAL STATEMENTS
FOR THE YEAR ENDED 31ST DECEMBER, 2015

NOTE 10A1 (Cont'd)

SCHEDULE OF GRANTS & SUBVENTION ACCORDING TO PARASTATALS

HEAD	MINISTRIES/PARASTATALS	2015 ACTUAL	2014 ACTUAL
0431	MINISTRY OF PUBLIC UTILITIES & RURAL DEV.		
	Imo State Rural Development	-	-
	IWADA	6,086,061.06	24,136,907.49
	Imo Water Corporation	61,656,521.24	80,304,724.23
	TOTAL	67,742,582.30	104,441,631.72
0432	MINISTRY OF YOUTH & SPORTS		
	Imo State Sports Council	31,654,123.00	202,516,330.89
	Heartland F.C	93,330,000.00	-
	Imo State Youth Orientation	-	-
	Imo United Academy	-	-
	Youth Enhancement Organisation	-	100,000,000.00
	TOTAL	124,984,123.00	302,516,330.89

IMO STATE GOVERNMENT OF NIGERIA
REPORT OF THE ACCOUNTANT-GENERAL AND FINANCIAL STATEMENTS
FOR THE YEAR ENDED 31ST DECEMBER, 2015

NOTE 10A1 (Cont'd)

SCHEDULE OF GRANTS & SUBVENTION ACCORDING TO PARASTATALS

HEAD	MINISTRIES/PARASTATALS	2015 ACTUAL	2014 ACTUAL
0435	MINISTRY OF TRANSPORT & TOURISM		
	Imo State Tourism Board	18,562,011.40	23,785,235.64
	Imo Concorde	75,000,000.00	112,500,000.00
	Blue Lake Treasure Resort	6,872,405.82	7,229,535.12
	IMO RUWASSA (UNICEF)	4,951,664.19	-
	TOTAL	105,386,081.41	143,514,770.76
0438	MINISTRY OF COMM. GOVT. COUNCIL, CULTURE & TRADITIONAL AFFAIRS		
	Imo State Council for Art & Culture	68,785,836.40	83,411,998.17
	TOTAL	68,785,836.40	83,411,998.17
	GRAND TOTAL	9,019,525,217.55	15,932,616,703.99



IMO STATE GOVERNMENT OF NIGERIA
REPORT OF THE ACCOUNTANT-GENERAL AND FINANCIAL STATEMENTS
FOR THE YEAR ENDED 31ST DECEMBER, 2015

NOTE 11

PURCHASE/ CONSTRUCTION OF ASSETS 2015

S/N	MONTHS	ECONOMIC	GENERAL ADMIN	SOCIAL	TOTAL
		N	N	N	N
1	JAN	37,825,388.03	-	-	37,825,388.03
2	FEB	-	-	-	-
3	MAR	-	1,312,000,000.00	-	1,312,000,000.00
4	APRIL	-	37,852,388.03	25,000,000.00	62,852,388.03
5	MAY	-	8,514,863,364.32	-	8,514,863,364.32
6	JUNE	-	150,000,000.00	-	150,000,000.00
7	JULY	-	2,602,900,000.00	-	2,602,900,000.00
8	AUGUST	-	1,385,470,000.00	-	1,385,470,000.00
9	SEPT	-	8,900,000,000.00	-	8,900,000,000.00
10	OCT	-	8,300,000,000.00	-	8,300,000,000.00
11	NOV	-	6,600,000,000.00	-	6,600,000,000.00
12	DEC	-	4,134,663,472.44	-	4,134,663,472.44
	TOTAL	37,825,388.03	41,937,749,224.79	25,000,000.00	42,000,574,612.82

IMO STATE GOVERNMENT OF NIGERIA
 REPORT OF THE ACCOUNTANT- GENERAL AND FINANCIAL STATEMENTS
 FOR THE YEAR ENDED 31ST DECEMBER, 2015

NOTE 11A

PURCHASE/ CONSTRUCTION OF ASSETS

SECTORS	ACTUAL 2015 N	APPROVED ESTIMATES N	TOTAL VARIANCE N	ACTUAL 2014 N
Economic Sector	37,825,388.03	49,812,000,000.00	49,774,174,611.97	646,305,000.00
Social Service Sector	25,000,000.00	12,992,848,035.00	12,967,848,035.00	177,439,800.00
Regional Dev. Sector	-	-	-	-
General Administration	41,937,749,224.79	14,896,212,016.00	(27,041,537,208.79)	67,389,670,039.29
Total	42,000,574,612.82	77,701,060,051.00	35,700,485,438.18	68,213,414,839.29



IMO STATE GOVERNMENT OF NIGERIA
 REPORT OF THE ACCOUNTANT-GENERAL AND FINANCIAL STATEMENTS
 FOR THE YEAR ENDED 31ST DECEMBER, 2015

NOTE 12

SUMMARY OF PROJECT FINANCIAL MANAGEMENT UNIT (PFMU) TRANSACTIONS FOR 2015

PROJECT	TRAN SFER	IDA LOAN RECEIPTS	GCCC/ LOAN	INTERESTS/ OTHER INCOME	TOTAL RECEIPTS	TOTAL DISBURSEMENTS	OPENING	CLOSING
							BALANCES 1/1/2015	BALANCES 12/31/2015
		N		N	N	N	N	N
HSDP II (WORLD BANK)	-	-	-	-	-	-	288,046.38	288,046.38
HIV/AIDS PROG. MAP II	-	43,323,128.13	-	24,763,894.85	68,087,022.98	(111,563,932.61)	139,441,223.07	95,964,313.44
FADAMA III	-	-	-	-	-	-	(437,944.00)	(437,944.00)
PSGRDP	-	-	-	-	-	(16,135,642.00)	16,135,642.00	-
TOTAL	-	43,323,128.13	-	24,763,894.85	68,087,022.98	(127,699,574.61)	155,426,967.45	95,814,415.82





IMO STATE GOVERNMENT OF NIGERIA
REPORT OF THE ACCOUNTANT-GENERAL AND FINANCIAL STATEMENTS
FOR THE YEAR ENDED 31ST DECEMBER, 2015

NOTE 13

SUMMARY OF FINANCIAL MARKET INSTRUMENTS (INVESTMENTS)

CLASSIFICATION	NOTE	BALANCE	BALANCE
		31/12/2015	31/12/2014
		N	N
Quoted Investments	13A	1,510,271,482.20	1,510,271,482.20
Unquoted Investments	13B	307,930,172.00	307,930,172.00
Other Investments	13C	65,558,555,394.00	65,558,555,394.00
Total		67,376,757,048.20	67,376,757,048.20

IMO STATE GOVERNMENT OF NIGERIA
REPORT OF THE ACCOUNTANT-GENERAL AND FINANCIAL STATEMENTS
FOR THE YEAR ENDED 31ST DECEMBER, 2015

NOTE 13A

SCHEDULE OF FINANCIAL MARKET INSTRUMENTS (INVESTMENTS) - QUOTED COMPANIES

S/N	NAME OF COMPANY	TOTAL HELD 1/1/2015 UNITS	COST PER UNIT N	TOTAL COST 1/1/2015 N	ADDITIONS IN 2015 UNITS	ADDITIONS IN 2015 N	TOTAL HELD 31/12/2015 UNITS	TOTAL COST 31/12/2015 N
1	Evans Medical Plc	614,930.00		1,229,860.00	-	-	614,930.00	1,229,860.00
2	First Aluminium Nigeria Plc	2,966,617.00		1,483,308.50	-	-	2,966,617.00	1,483,308.50
3	Access Bank	9,597,390.00	14.90	143,001,111.00	-	-	9,597,390.00	143,001,111.00
4	NAL Merchant Bank (Sterling)	4,455,042.00	3.00	13,365,126.00	-	-	4,455,042.00	13,365,126.00
5	UAC Nigeria Plc	1,206,562.00		2,413,124.00	-	-	1,206,562.00	2,413,124.00
6	Mainstreet (Afribank)	1,587,782.00		1,905,338.40	-	-	1,587,782.00	1,905,338.40
7	Capital Hotels Plc	20,513,994.00	6.60	135,392,360.40	-	-	20,513,994.00	135,392,360.40
8	UBA Plc	240,000.00	4.35	1,045,050.00	-	-	240,000.00	1,045,050.00
9	Keystone (Bank PHB)	58,823,500.00	17.00	1,000,000,000.00	-	-	58,823,500.00	1,000,000,000.00
10	Zenith Bank Plc	3,559,298.00	38.30	136,328,692.00	-	-	3,559,298.00	136,328,692.00
11	ACB (Sterling Bank Plc)	9,617,162.00		8,969,615.50	-	-	9,617,162.00	8,969,615.50
12	Cadbury Plc	6,000.00		142,747.00	-	-	6,000.00	142,747.00
13	Guinness Nigeria Plc	1,875.00		204,817.50	-	-	1,875.00	204,817.50
14	Nestle Foods Plc	1,250.00		183,887.50	-	-	1,250.00	183,887.50
15	Nigeria Breweries Plc	5,100.00		174,675.00	-	-	5,100.00	174,675.00
16	Oando Plc	1,500.00		17,686,995.00	-	-	1,500.00	17,686,995.00
17	Union Bank of Nigeria Plc	2,855,780.00		2,166,454.00	-	-	2,855,780.00	2,166,454.00
18	Access Bank (Intercontinental)	206,596.00	5.54	1,143,656.00	-	-	206,596.00	1,143,656.00
19	United Nigeria Insurance	229,765.00		114,882.50	-	-	229,765.00	114,882.50
20	The Nigeria Cement	4,330,466.00		2,165,233.00	-	-	4,330,466.00	2,165,233.00
MORIBUND								
21	Urban Development bank	2,600,000.00		2,600,000.00	-	-	2,600,000.00	2,600,000.00
22	Golden Guinea Breweries	9,022,104.00		7,668,788.40	-	-	9,022,104.00	7,668,788.40
23	Aluminium Product Tech. Plc	773,136.00		386,568.00	-	-	773,136.00	386,568.00
24	Aba Textile Mills Plc	6,205,274.00		3,102,637.00	-	-	6,205,274.00	3,102,637.00
25	Progress Bank of Nigeria	29,000,000.00		14,500,000.00	-	-	29,000,000.00	14,500,000.00
26	Aluminium Extrusion	18,199,991.00		9,099,995.50	-	-	18,199,991.00	9,099,995.50
27	Co-operative and	7,340,400.00		3,670,200.00	-	-	7,340,400.00	3,670,200.00
28	Afrik Pharmaceuticals Plc	104,000.00		52,000.00	-	-	104,000.00	52,000.00
29	Universal insurance	74,360.00	1.00	74,360.00	-	-	74,360.00	74,360.00
TOTAL				1,510,271,482.20				1,510,271,482.20



IMO STATE GOVERNMENT OF NIGERIA
 REPORT OF THE ACCOUNTANT-GENERAL AND FINANCIAL STATEMENTS
 FOR THE YEAR ENDED 31ST DECEMBER, 2015

NOTE 13B

SCHEDULE OF INVESTMENTS - UNQUOTED COMPANIES

S/N	NAME OF COMPANY	UNIT HELD 1/1/2015	COST PER UNIT	TOTAL COST 1/1/2015	TOTAL HELD 31/12/2015	TOTAL COST 31/12/2015
		N	N	N	N	N
ACTIVE						
1	Emenite Limited	23,218,656.00	2.00	46,437,312.00	23,218,656.00	46,437,312.00
2	Nig. W/Minister Dredging & Marine	790,400.00	1.00	790,400.00	790,400.00	790,400.00
3	Niger cat Nigeria Limited	663,442.00	1.00	663,442.00	663,442.00	663,442.00
4	Anambra Motor Manuf. Company	487,500.00	1.00	487,500.00	487,500.00	487,500.00
INACTIVE						
5	Air Midwest Limited	130,000,000.00	1.00	130,000,000.00	130,000,000.00	130,000,000.00
6	Standard Shoe Company Limited	98.00	2.00	196.00	98.00	196.00
7	Imo Hotels Limited	4,000,000.00	1.00	4,000,000.00	4,000,000.00	4,000,000.00
8	Develop. Finance & Investment Co.	20,000,000.00	0.50	10,000,000.00	20,000,000.00	10,000,000.00
9	Imo News Paper Limited	5,000.00	1.00	5,000.00	5,000.00	5,000.00
10	Clay Product Limited	1,000,000.00	2.00	2,000,000.00	1,000,000.00	2,000,000.00
11	Adapalm Nigeria Limited	55,524,272.00	1.00	55,524,272.00	55,524,272.00	55,524,272.00
12	Universal Insurance Company Ltd	74,360.00	2.00	148,720.00	74,360.00	148,720.00
13	Palm Oil Mills Limited	69,333.00	1.00	69,333.00	69,333.00	69,333.00
14	Marklink Medical Company Limited	117,260.00	1.00	117,260.00	117,260.00	117,260.00
15	General Cotton Mill Limited	19,337,120.00	0.50	9,668,560.00	19,337,120.00	9,668,560.00
16	Nigeria Sugar Mills Limited	312,000.00	1.00	312,000.00	312,000.00	312,000.00
17	Lion of Africa Insurance Limited	398,465.00	1.00	398,465.00	398,465.00	398,465.00
18	Mothercat Overseas Nigeria Limited	44,200.00	1.00	44,200.00	44,200.00	44,200.00
19	Nigeria Sugar Company Limited	32,135.00	1.00	32,135.00	32,135.00	32,135.00
20	Imo Motors Limited	300,000.00	1.00	300,000.00	300,000.00	300,000.00
21	Concorde Hotels Limited	4.00	0.50	2.00	4.00	2.00
22	Imo Modern Poultry Limited	2.00	1.00	2.00	2.00	2.00
23	Imo Transport Limited	6,898,721.00	1.00	6,898,721.00	6,898,721.00	6,898,721.00
24	Oguta Lake Hotels	2,000,000.00	0.50	1,000,000.00	2,000,000.00	1,000,000.00
MORIBUND						
25	Imo Rubber Estate Limited	4,000,000.00	1.00	4,000,000.00	4,000,000.00	4,000,000.00
26	Lake Insurance Company Limited	9,900,000.00	1.00	9,900,000.00	9,900,000.00	9,900,000.00
27	Nsu Ceramics Limited	7,500,000.00	1.00	7,500,000.00	7,500,000.00	7,500,000.00
28	Integrated Aluminium Product	3,500,000.00	0.50	1,750,000.00	3,500,000.00	1,750,000.00
29	Sach. Hercules Nigeria Limited	3,000,000.00	1.00	3,000,000.00	3,000,000.00	3,000,000.00
30	Resin and Paints Industry Limited	9,800,000.00	0.50	4,900,000.00	9,800,000.00	4,900,000.00
31	Cardboard Packaging Company	5,390,000.00	1.00	5,390,000.00	5,390,000.00	5,390,000.00
32	ISBIC Mort. Nigeria Company	2,350,000.00	1.00	2,350,000.00	2,350,000.00	2,350,000.00
33	Niger Pools Limited	2,652.00	1.00	2,652.00	2,652.00	2,652.00
34	Ndu Floor Mills Limited	240,000.00	1.00	240,000.00	240,000.00	240,000.00
GRAND TOTAL				307,930,172.00		307,930,172.00





**IMO STATE GOVERNMENT OF NIGERIA
REPORT OF THE ACCOUNTANT-GENERAL AND FINANCIAL STATEMENTS
FOR THE YEAR ENDED 31ST DECEMBER, 2015**

NOTE 13C

SCHEDULE OF OTHER INVESTMENTS

S/N	DETAILS	BALANCE	BALANCE	BALANCE	BALANCE
		1/1/2015	1/1/2015	31/12/2015	31/12/2015
		USD\$	₦	USD\$	₦
1	IBRD TREE CROP AND OTHERS	18,557,294.00	2,412,600,757.00	18,557,294.00	2,412,600,757.00
2	IFAD, ELD & EDF OIL PALM & ADAPALM	13,074,114.00	11,699,742,287.00	13,074,114.00	11,699,742,287.00
3	ADAPALM, CONCORDE HOTEL & OTHER COMPANIES	310,135,095.00	40,317,562,350.00	310,135,095.00	40,317,562,350.00
4	SPIBAT PROJECT, AVUTU POULTRY AND OTHERS	85,605,000.00	11,128,650,000.00	85,605,000.00	11,128,650,000.00
	GRAND TOTAL	427,371,503.00	65,558,555,394.00	427,371,503.00	65,558,555,394.00



IMO STATE GOVERNMENT OF NIGERIA
REPORT OF THE ACCOUNTANT-GENERAL AND FINANCIAL STATEMENTS
FOR THE YEAR ENDED 31ST DECEMBER, 2015

NOTE 14A

SUMMARY OF DRAWDOWN OF EXTERNAL LOANS

LOAN	PROJECT	\$	N
AFDF	Health System Dev. IV		
EDF	State Oil Palm Belt Rural Programme (87.5%)		
IDA	Education Project		
	Health Systems Development		
	Universal Basic Education		
	Local Empowerment & Environment		
	National FADAMA II		
	HIV/AIDS Programme		
	Health System Dev. Proj. (Addtn Financing)		
	Community and Social Development Proj.		
	Third National Fadama Development Project	-	-
	Second HIV/AIDS Programme Dev. Proj. II	218,857.12	43,323,128.13
IFAD	Community Based Natural Resources Mgt Proj.	-	-
	PSGRDP	-	-
	TOTAL	218,857.12	43,323,128.13



IMO STATE GOVERNMENT OF NIGERIA
REPORT OF THE ACCOUNTANT-GENERAL AND FINANCIAL STATEMENTS
FOR THE YEAR ENDED 31ST DECEMBER, 2015

NOTE 14B

SUMMARY OF REPAYMENT OF EXTERNAL LOANS [PRINCIPAL]

LOAN	PROJECT	\$	N
AFDF	Health System Dev. IV	18,939.15	3,730,066.35
EDF	State Oil Palm Belt Rural Programme (87.5%)	546,285.68	107,590,963.98
IDA	Education Project	-	-
	Health Systems Development	71,074.92	13,998,205.19
	Universal Basic Education	127,513.43	25,113,770.04
	Local Empowerment & Environment	187,518.82	36,931,831.60
	National FADAMA II	170,065.88	33,494,475.52
	HIV/AIDS Programme	108,532.11	21,375,398.43
	Health System Dev. Proj. (Addtn Financing)	-	-
	Community and Social Development Proj.	-	-
	Third National Fadama Development Project	-	-
	Second HIV/AIDS Programme Dev. Proj. II	-	-
IFAD	Community Based Natural Resources Mgt Proj.	53,208.90	10,479,492.38
	PSGRDP	-	-
TOTAL		1,283,138.89	252,714,203.49



IMO STATE GOVERNMENT OF NIGERIA
REPORT OF THE ACCOUNTANT-GENERAL AND FINANCIAL STATEMENTS
FOR THE YEAR ENDED 31ST DECEMBER, 2015

NOTE 14C

SUMMARY OF INTEREST PAID ON EXTERNAL LOANS

LOAN	PROJECT	\$	N
AFDF	Health System Dev. IV	15,379.67	3,029,025.96
EDF	State Oil Palm Belt Rural Programme (87.5%)	90,762.61	17,875,695.65
IDA	Education Project	-	-
	Health Systems Development	19,856.54	3,910,745.77
	Universal Basic Education	34,556.00	6,805,804.20
	Local Empowerment & Environment	56,615.00	11,150,324.25
	National FADAMA II	46,227.64	9,104,533.32
	HIV/AIDS Programme	31,071.68	6,119,567.74
	Health System Dev. Proj. (Addtn Financing)	24,402.29	4,806,031.70
	Community and Social Development Proj.	34,281.00	6,751,643.44
	Third National Fadama Development Project	31,872.32	6,277,252.89
	Second HIV/AIDS Programme Dev. Proj. II	18,335.15	3,611,108.53
	Imo State Erosion and Watershed Mgt Project	72,947.09	14,366,929.40
FAD	Community Based Natural Resources Mgt Proj.	12,934.49	2,547,448.39
	PSGRDP	-	-
	TOTAL	489,241.49	96,356,111.24

**IMO STATE GOVERNMENT OF NIGERIA
REPORT OF THE ACCOUNTANT-GENERAL AND FINANCIAL STATEMENTS
FOR THE YEAR ENDED 31ST DECEMBER, 2015**

NOTE 14D

SUMMARY OF REPAYMENT OF EXTERNAL LOANS [PRINCIPAL AND INTERESTS]

LOAN	PROJECT	TOTAL REPAID 2015 [\$]	NAIRA EQUIVALENT 2015 [N]
AFDF	Health System Dev. IV	34,318.82	6,759,092.31
EDF	State Oil Palm Belt Rural Programme (87.5%)	637,048.28	125,466,659.63
IDA	Education Project	-	-
	Health Systems Development	90,931.46	17,908,950.96
	Universal Basic Education	162,069.43	31,919,574.24
	Local Empowerment & Environment	244,133.82	48,082,155.85
	National FADAMA II	216,293.52	42,599,008.84
	HIV/AIDS Programme	139,603.79	27,494,966.17
	Health System Dev. Proj. (Addtn Financing)	24,402.29	4,806,031.70
	Community and Social Development Proj.	34,281.00	6,751,643.44
	Third National Fadama Development Project	31,872.32	6,277,252.89
	Second HIV/AIDS Programme Dev. Proj. II	18,335.15	3,611,108.53
	Imo State Erosion and Watershed Mgt Project	72,947.09	14,366,929.40
IFAD	Community Based Natural Resources Mgt Proj. PSGRDP	66,143.39	13,026,940.77
		-	-
TOTAL		1,772,380.37	349,070,314.73



IMO STATE GOVERNMENT OF NIGERIA
 REPORT OF THE ACCOUNTANT-GENERAL AND FINANCIAL STATEMENTS
 FOR THE YEAR ENDED 31ST DECEMBER, 2015

NOTE 14E

SUMMARY OF OUTSTANDING EXTERNAL LOANS AS AT 31ST DECEMBER, 2015

LOAN	PROJECT	CLOSING BALANCE 31/12/2015 [\$]	CLOSING BALANCE 31/12/2015 [N]	CLOSING BALANCE 31/12/2014 [\$]	CLOSING BALANCE 31/12/2014 [N]
AFDF	Health System Dev. IV	2,469,059.06	489,180,159.55	3,302,095.06	514,301,305.60
EDF	State Oil Palm Belt Rural Programme (87.5%)	8,356,880.64	1,655,689,878.17	9,914,336.42	1,684,712,790.74
IDA	Education Project	-	-	-	-
	Health Systems Development	2,558,080.15	506,722,717.13	2,744,904.47	458,668,462.60
	Universal Basic Education	4,458,078.21	882,976,888.13	4,583,078.21	665,697,308.24
	Local Empowerment & Environment	7,408,037.97	1,467,233,076.23	7,595,556.79	1,130,944,506.25
	National FADAMA II	5,720,168.51	1,133,138,649.86	6,150,666.68	1,002,828,143.63
	HIV/AIDS Programme	3,799,194.56	560,673,650.58	4,079,723.50	680,247,871.62
	Health System Dev. Proj. (Addtn Financing)	3,087,930.58	611,689,676.11	3,225,092.77	538,889,725.93
	Community and Social Development Proj.	4,507,099.83	892,753,714.70	4,707,299.83	767,575,593.44
	Third National Fadama Development Project	3,724,748.72	737,809,964.59	3,890,197.61	634,321,797.36
	Second HIV/AIDS Programme Dev. Proj. II	1,814,549.27	391,680,565.19	1,785,857.08	298,593,331.42
	Imo State Erosion and Watershed Mgt Project	10,181,758.24	-	-	-
IFAD	Community Based Natural Resources Mgt Proj.	1,078,257.39	212,698,303.91	970,777.34	158,292,022.18
	PSGRDP	-	-	-	-
TOTAL		59,163,843.13	9,542,247,244.15	52,949,585.76	8,535,072,859.01



IMO STATE GOVERNMENT OF NIGERIA
 REPORT OF THE ACCOUNTANT-GENERAL AND FINANCIAL STATEMENTS
 FOR THE YEAR ENDED 31ST DECEMBER, 2015

NOTE 15A

INTERNAL LOANS/OVERDRAFTS (RECEIPTS AND PAYMENTS) AS AT 31ST DECEMBER, 2015

INSTITUTIONS	TYPE	PRINCIPAL BALANCE 01/01/2015	LOAN/OVERDRAFT RECEIVED IN 2015	LOAN/OVERDRAFT REPAID IN 2015	CONVERSION TO FED GOVT BOND IN 2015	BALANCE AS AT 31ST DEC. 2015
		N	N	N	N	N
Finbank Plc [313430000251201]		-				
First Bank Plc [2796110020420]						
JAAC [Various]		7,341,942,254.93		(5,000,000,000.00)		2,341,942,254.93
Zenith Bank Plc [1013197705]						
Zenith Bank Plc [1013207011]						
Zenith Bank Plc [1012401087]						
Zenith Bank Plc [1013196014]						
Diamond Bank [0022369111]						
Fidelity Bank Plc [5030029152]						
FCMB [0722317016]						
Finbank Plc [3002010764]						
Finbank Plc [3759569652]						
UBA Plc [1015708116]						
UBA Plc [1015705232]						
GTBank Plc [571/557533/110]						
ECOBANK Plc [0059743311]						
Access Bank Loan [Sept 23, 2010]						
EcoBANK Plc [Oceanic Bank]Nov. 1						
Zenith Bank Plc [Nov 15, 2011]						
Fidelity Bank						
Fidelity Bank Plc						
SUB-TOTAL C/F		7,341,942,254.93		(5,000,000,000.00)	-	2,341,942,254.93



IMO STATE GOVERNMENT OF NIGERIA
 REPORT OF THE ACCOUNTANT-GENERAL AND FINANCIAL STATEMENTS
 FOR THE YEAR ENDED 31ST DECEMBER, 2015

NOTE 15A [CONT'D]

INTERNAL LOANS/OVERDRAFTS (RECEIPTS AND PAYMENTS) AS AT 31ST DECEMBER, 2015 [CONT'D]

INSTITUTIONS	TYPE	PRINCIPAL BALANCE 01/01/2015	LOAN/OVERDRAFT RECEIVED IN 2015	LOAN/OVERDRAFT REPAID IN 2015	CONVERSION TO FED GOVT BOND IN 2015	BALANCE AS AT 31ST DEC. 2015
		N	N	N	N	N
SUB-TOTAL B/F		7,341,942,254.93	-	(5,000,000,000.00)	-	2,341,942,254.93
Zenith Bank Plc		-	-	-	-	-
Zenith Bank Plc		-	-	-	-	-
Zenith Bank		-	-	-	-	-
Total Overdrafts [Note 15B]		2,526,983,749.44	1,509,999,562.82	(272,551,605.10)	3,764,431,707.16	-
Fidelity Bank Plc		-	-	-	-	-
Fidelity Bank Plc		-	-	-	-	-
Zenith Bank Plc		18,008,465,210.38	-	(2,857,573,918.17)	15,150,891,292.21	-
Zenith Bank Plc		21,608,385,355.05	-	(3,428,807,379.41)	18,179,577,975.64	-
Fidelity Bank Plc		-	6,591,480,000.00	(9,869,156.43)	-	6,581,610,843.57
Zenith Bank Plc		-	20,214,950,000.00	-	-	20,214,950,000.00
Zenith Bank Plc		-	21,271,098.52	-	21,271,098.52	-
SUB-TOTAL		49,485,776,569.80	28,337,700,661.34	(11,568,802,059.11)	37,116,172,073.53	29,138,503,098.50
Imo State Bond		3,964,285,895.24	-	(2,642,857,142.88)	-	1,321,428,752.36
FG Bond		-	37,116,172,073.53	124,169,855.53	-	37,240,341,929.06
GRAND TOTAL		53,450,062,465.04	65,453,872,734.87	- 14,087,489,346.46	37,116,172,073.53	67,700,273,779.92



IMO STATE GOVERNMENT OF NIGERIA
REPORT OF THE ACCOUNTANT-GENERAL AND FINANCIAL STATEMENTS
FOR THE YEAR ENDED 31ST DECEMBER, 2015

NOTE 15B
OVERDRAFT

S/N	NAME OF BANKS	ACCOUNT NAME	OLD ACCOUNT NUMBERS	NEW ACCOUNT NUMBERS	BALANCE AS AT	BALANCE AS AT
					31/12/2015	31/12/2014
					N	N
1	Zenith Bank Plc	Project A/C		1013210150		(536,682.17)
2	Zenith Bank Plc	IMSG Drawdown OD A/C		1012822640		(2,523,881,037.91)
3	Zenith Bank Plc	Integrity A/C		1013191590		
4	Zenith Bank Plc	Operational A/C		1011299856		
5	Zenith Bank Plc	Capital Project Account		1012979623		(161,318.68)
6	Zenith Bank Plc	IMSG Account		1013750926		(18,077.21)
7	Zenith Bank Plc	Loan Account		1012860307		(2,099,887.08)
8	UBA Plc	Imo State Project Account		1005817284		(5,423.75)
9	UBA Plc	Treasury Pay Office Account		1007576882		(1,806.43)
10	UBA Plc	Project Reserve Account		1007576875		(53.70)
11	Unity Bank Plc	Imo State BIR [IGR]		0020290287		(142,192.43)
12	GTBank Plc	IMSG Capital Reserve Account	571/557533/110	0043472407		(18,861.70)
13	GTBank Plc	Imo State Government		0043299105		(3,478.54)
14	GTBank Plc	Imo State Gov. Hs Salary Admin		0043551928		(0.57)
15	GTBank Plc	Imo State Gov. Hs Salary Admin	571/562172/1/1669/0			(3,934.50)
16	GTBank Plc	Office of State Auditor Gen.		0111625335		(32,369.59)
17	GTBank Plc	M.A.N.R. [Rubber Transactions]		0109861581		(78,625.18)
TOTAL						(2,526,983,749.44)





**IMO STATE GOVERNMENT OF NIGERIA
REPORT OF THE ACCOUNTANT-GENERAL AND FINANCIAL STATEMENTS
FOR THE YEAR ENDED 31ST DECEMBER, 2015**

NOTE 15C

INTERESTS PAID ON INTERNAL LOANS/OVERDRAFTS IN 2015

INSTITUTIONS	TYPE	PRINCIPAL BALANCE	LOAN/OVERDRAFT	INTEREST & OTHER
		01/01/2015	RECEIVED IN 2015	CHARGES PAID IN 2015
		N	N	N
Finbank Plc [313430000251201]		-		
First Bank Plc [2796110020420]				
JAAC [Various]		7,341,942,254.93		
Zenith Bank Plc [1013197705]		-		
Zenith Bank Plc [1013207011]		-		
Zenith Bank Plc [1012401087]		-		
Zenith Bank Plc [1013196014]		-		
Diamond Bank [0022369111]		-		
Fidelity Bank Plc [5030029152]		-		
FCMB [0722317016]		-		
Finbank Plc [3002010764]		-		
Finbank Plc [3759569652]		-		
UBA Plc [1015708116]		-		
UBA Plc [1015705232]		-		
GTBank Plc [571/557533/110]		-		
ECOBANK Plc [0059743311]		-		
SUB-TOTAL C/F		7,341,942,254.93	-	-



IMO STATE GOVERNMENT OF NIGERIA
REPORT OF THE ACCOUNTANT-GENERAL AND FINANCIAL STATEMENTS
FOR THE YEAR ENDED 31ST DECEMBER, 2015

NOTE 15C [CONT'D]

INTERESTS PAID ON INTERNAL LOANS/OVERDRAFTS IN 2015 [CONT'D]

INSTITUTIONS	TYPE	PRINCIPAL BALANCE		LOAN/OVERDRAFT RECEIVED IN 2015	INTEREST & OTHER CHARGES PAID IN 2015
		01/01/2015	N		
SUB-TOTAL B/F			7,341,942,254.93		
Access Bank Loan [Sept 23, 2010]					
EcoBANK Plc [Oceanic Bank] Nov. 1					
Zenith Bank Plc [Nov 15, 2011]					
Fidelity Bank					
Fidelity Bank Plc					
Zenith Bank Plc					
Zenith Bank Plc					
Zenith Bank					
Total Overdrafts [Note 17A]					
Zenith Bank Plc		2,526,983,749.44			1,872,994,902.51
Zenith Bank Plc		18,008,465,210.30			2,247,408,953.22
Zenith Bank Plc		21,608,385,354.96			
Zenith Bank Plc			20,214,950,000.00		49,436,100.00
Fidelity Bank Plc			6,591,480,000.00		
Fidelity Bank Plc					
Fidelity Bank Plc					
SUB-TOTAL		49,485,776,569.63		26,806,430,000.00	4,169,839,955.73
Imo State Bond		3,964,285,895.24			1,780,170,857.12
FG Bond				37,116,172,073.53	1,832,497,866.51
GRAND TOTAL		53,450,062,464.87		63,922,602,073.53	7,782,508,679.36



**IMO STATE GOVERNMENT OF NIGERIA
REPORT OF THE ACCOUNTANT-GENERAL AND FINANCIAL STATEMENTS
FOR THE YEAR ENDED 31ST DECEMBER, 2015**

NOTE 16A

**BOND REMITTANCES TO UBA TRUSTEES FROM THE OFFICE OF THE
ACCOUNTANT-GENERAL OF THE FEDERATION FOR 2015
REPAYMENT TO BOND HOLDERS BY IRREVOCABLE STANDING PAYMENT ORDER [ISPO]**

MONTHS

AMOUNT

JANUARY	358,424,768.11
FEBRUARY	358,424,768.11
MARCH	358,424,768.11
APRIL	358,424,768.11
MAY	358,424,768.11
JUNE	358,424,768.11
JULY	358,424,768.11
AUGUST	358,424,768.11
SEPTEMBER	-
OCTOBER	358,424,768.11
NOVEMBER	358,424,768.11
DECEMBER	716,849,536.22
TOTAL	4,301,097,217.32



IMO STATE GOVERNMENT OF NIGERIA
REPORT OF THE ACCOUNTANT-GENERAL AND FINANCIAL STATEMENTS
FOR THE YEAR ENDED 31ST DECEMBER, 2015

NOTE 16B BOND

REPAYMENT TO BOND HOLDERS BY UBA TRUSTEES 2015

MONTH	PRINCIPAL	INTEREST	OTHERS	TOTAL
	N	N	N	N
JANUARY	-	-	-	-
FEBRUARY	-	-	-	-
MARCH	-	-	-	-
APRIL	-	-	-	-
MAY	-	-	-	-
JUNE	1,321,428,571.44	829,120,039.74	60,965,388.82	2,211,514,000.00
JULY	-	-	-	-
AUGUST	-	-	-	-
SEPTEMBER	-	-	-	-
OCTOBER	-	-	-	-
NOVEMBER	-	-	-	-
DECEMBER	1,321,428,571.44	829,120,039.74	60,965,388.82	2,211,514,000.00
TOTAL	2,642,857,142.88	1,658,240,079.48	121,930,777.64	4,423,028,000.00

IMO STATE GOVERNMENT OF NIGERIA
REPORT OF THE ACCOUNTANT-GENERAL AND FINANCIAL STATEMENTS
FOR THE YEAR ENDED 31ST DECEMBER, 2015

NOTE 16C BOND

OUTSTANDING PRINCIPAL AMOUNT OF THE BOND AS AT 31/12/2015.

	N
BALANCE PER AUDITED ACCOUNTS 01/01/2015	3,964,285,895.24
VARIOUS RECONCILIATION ADJUSTMENTS	
DEDUCT: REPAYMENT OF PRINCIPAL IN 2015 BY UBA TRUSTEES	(2,642,857,142.88)
PRINCIPAL BALANCE AS AT 31/12/2015	1,321,428,752.36



IMO STATE GOVERNMENT OF NIGERIA
REPORT OF THE ACCOUNTANT-GENERAL AND FINANCIAL STATEMENTS
FOR THE YEAR ENDED 31ST DECEMBER, 2015

NOTE 16D
SUMMARY OF BOND TRANSACTION 2015
STATEMENT OF AFFAIRS AS AT 31ST DECEMBER, 2015

	N	N
INFLOW:		
Bal b/d 2014	1,845,691,000.00	
RECEIPT FROM STATE GOVERNMENT	4,301,100,000.00	
INVESTMENT INCOME	201,630,000.00	
TOTAL INFLOW		6,348,421,000.00
LESS OUTFLOWS:		
PAYMENT TO BONDHOLDERS	4,423,028,000.00	
BOND MANAGEMENT EXPENSES	-	
REFUND TO STATE GOVERNMENT	-	
TRUSTEES FEES	6,300,000.00	
MANAGEMENT FEES	30,839,000.00	
CONSULTANCY FEES	12,400,000.00	
OTHER INCIDENTAL EXPENSES	-	
BANK CHARGES	3,150,000.00	
TOTAL OUTFLOWS		(4,475,717,000.00)
BALANCE WITH UBA TRUSTEES		1,872,704,000.00

IMO STATE GOVERNMENT OF NIGERIA
 REPORT OF THE ACCOUNTANT-GENERAL AND FINANCIAL STATEMENTS
 FOR THE YEAR ENDED 31ST DECEMBER, 2015

NOTE 17
 CASH AND BANK BALANCES

S/N	NAME OF BANKS	ACCOUNT NAME	NEW ACCOUNT NUMBERS	BALANCE AS AT 31/12/2015 [N]	BALANCE AS AT 31/12/2014 [N]
1	Access bank Plc	Imo State Local Govt. Pensio A/C	0697264082	457,777,267.40	
2	Diamond Bank Plc	Imo State Operation A/C	0025410045	-	1,498,554.28
3	Diamond Bank Plc	IMSG IGR LANDS ACCOUNT	0037987458	-	12,059,118.06
4	Diamond Bank Plc	STO	0027436193	362,717.90	262,791.61
5	Diamond Bank Plc	TPO	0027462433	-	18,325.76
6	Diamond Bank Plc	IMSG PAYEE A/C Office of Acct.Gen	0067574473	222,423,441.40	-
7	Diamond Bank Plc	Min. of Fin. Corp. Entity Verification	0024614365	3,089,848.16	-
8	Diamond Bank Plc	IMSG Salary Account	0065527341	105,370.82	-
9	Diamond Bank Plc	Pension Account	0025087106	87,706.96	-
10	Diamond Bank Plc	SEMB Account	0026297285	7,770.91	-
11	Eco Bank Plc	Miscellaneous Account	5092046997	-	282,586,496.22
12	Ecobank Plc	Bond Proceed	1342031740	-	12,214.75
13	Ecobank Plc	Imo State ENTRACO	3642025988	96,576.01	
14	Ecobank Plc	Imo State Govt. Bailout Pension A/c	5093038702	388,988,233.69	
15	Enterprise Bank [Heritage]	Ahiato Health Centre	1200352120	-	117,079.66
16	Enterprise Bank [Heritage]	Amuzu Health Centre	1200352027	-	1,870,574.00
17	Enterprise Bank [Heritage]	Drug Revolving Fund	1400032051	-	24,428,292.00
18	Enterprise Bank [Heritage]	Enyiogugu Health Centre	1200352065	-	690,201.56
19	Enterprise Bank [Heritage]	Ibeku Health Centre	1200352041	-	995,356.55
20	Enterprise Bank [Heritage]	Imo Entraco	1200969423	-	8.82
21	Enterprise Bank [Heritage]	Infant Welfare Clinic	1200352058	-	298,368.76
22	Enterprise Bank [Heritage]	Mbutu Health Centre	1200352010	-	271,604.83
23	Enterprise Bank [Heritage]	Nguru Nweke Health Centre	1200352096	-	8,268.28
24	Enterprise Bank [Heritage]	Nkwogwu Health Centre	1200352034	-	169,326.92
25	Enterprise Bank [Heritage]	Umuhu Health Centre	1200352072	-	17,605.06
26	Enterprise Bank [Heritage]	Uvuru Health Centre	1200352144	-	14,880.68
27	Enterprise Bank [Heritage]	IMO STATE SPECIAL REVENUE	1200348125	-	4,296.72
	SUB-TOTAL C/F			1,072,938,933.25	325,323,364.52



IMO STATE GOVERNMENT OF NIGERIA
 REPORT OF THE ACCOUNTANT-GENERAL AND FINANCIAL STATEMENTS
 FOR THE YEAR ENDED 31ST DECEMBER, 2015

NOTE 17 [CONT'D]
 CASH AND BANK BALANCES

S/N	NAME OF BANKS	ACCOUNT NAME	NEW ACCOUNT NUMBERS	BALANCE AS AT 31/12/2015 [N]	BALANCE AS AT 31/12/2014 [N]
	SUB-TOTAL B/F			1,072,938,933.25	325,323,364.52
28	Enterprise Bank [Heritage]	IMO STATE WBPBU	1200351965	-	2,637.66
29	Enterprise Bank [Heritage]	GENERAL HOSPITAL ABOH MBAISE	1200352216	-	4,215.61
30	Enterprise Bank [Heritage]	IMO STATE TRANSPORT COMPANY	1200352924	-	190,855.05
31	Enterprise Bank [Heritage]	IMO FOUNDATION	1200969430	-	9,034.99
32	Enterprise Bank [Heritage]	IMO COLLEGE OF ADVANCED PROF	1201017864	-	100.00
33	Enterprise Bank [Heritage]	IMO STATE CO-OPERATIVE COLLEGE	1400013274	-	189.02
34	Enterprise Bank [Heritage]	IMO TRANSPORT COMPANY LIMITED	1400032044	-	118,573.25
35	Enterprise Bank [Heritage]	MINISTRY OF INFORMATION AND STRATEGY	1400032068	-	4,964.63
36	Enterprise Bank [Heritage]	IMO ENTRACO	1400013281	-	45.65
37	Enterprise Bank [Heritage]	CONSUMER PROTECTION COUNCIL	1400013315	-	7,317.98
38	Enterprise Bank [Heritage]	CONSUMER PROTECTION COUNCIL	1400013322	-	69.48
39	Enterprise Bank [Heritage]	MINISTRY OF YOUTHS AND SPORTS	1400032075	-	31,173.51
40	Enterprise Bank [Heritage]	IMO ENTRACO - RUPIAC PROJECT	1400035526	-	6,900.00
41	Enterprise Bank [Heritage]	IMO STATE POLYTECHNIC UMUAGWO	1200350607	-	25,478.96
42	Enterprise Bank [Heritage]	IMO STATE LIBRARY BOARD	1400013353	-	394.69
43	Enterprise Bank [Heritage]	BENEFITS OF RETIRED PRIMARY	1400032082	-	166.04
44	Enterprise Bank [Heritage]	IMO STATE GOVERNMENT	1400032099	-	6,640,239.00
45	Enterprise Bank [Heritage]	DISASTER RELIEF MANAGEMENT	1400037795	-	5,269,349.00
46	Enterprise Bank [Heritage]	OHAJI/EGBEMA LGA	1200346853	-	9,892.20
47	Enterprise Bank [Heritage]	IMO WOMEN PROJECT ACCOUNT	1200348448	-	77.79
48	Enterprise Bank [Heritage]	IMO STATE MONIT. COMT. MDCN	1200350212	-	3,981.10
49	Enterprise Bank [Heritage]	MINISTRY OF WORKS, HOUSING &	1200351697	-	1,767,094.00
50	Enterprise Bank [Heritage]	COMMUNITY HEALTH AND DEVELOPMENT	1200348204	-	9,637.97
51	Enterprise Bank [Heritage]	LOCAL GOVERNMENT SERVICE COMMISSION	1200349218	-	47,355.00
52	Enterprise Bank [Heritage]	UMUNAJI ONICHA UBOMA FUG [III]	1200351996	-	6,846.63
	SUB-TOTAL C/F			1,072,938,933.25	339,479,953.73



IMO STATE GOVERNMENT OF NIGERIA
REPORT OF THE ACCOUNTANT-GENERAL AND FINANCIAL STATEMENTS
FOR THE YEAR ENDED 31ST DECEMBER, 2015

NOTE 17 [CONT'D]
CASH AND BANK BALANCES

S/N	NAME OF BANKS	ACCOUNT NAME	NEW ACCOUNT NUMBERS	BALANCE AS AT 31/12/2015 [N]	BALANCE AS AT 31/12/2014 [N]
	SUB-TOTAL B/F			1,660,129,298.97	1,601,399,546.76
88	Union Bank Plc	IMSG E-Revenue A/C	0029095895	-	31,309,284.56
89	Unity Bank	IMO STATE REV. A/C MIN. OF HOUSING	0020336723	-	39,736.01
90	Zenith Bank Plc	13% ODF A/C	1012758626	-	10,016,755.20
91	Zenith Bank Plc	13% ODF A/C	1014016524	4,297,594.28	25,194,808.20
92	Zenith Bank Plc	IGR Cons. A/C	1012242914	-	10,624,732.15
93	Zenith Bank Plc	Imq Foundation Account	1012946724	277,736.59	2,857.37
94	Zenith Bank Plc	Imq Public Service Charity A/C	1013322965	20,474,624.80	6,120,407.48
95	Zenith Bank Plc	Imprest Account	1014019635	-	3,083,802.33
96	Zenith Bank Plc	IMSG FAAC A/C	1013197705	(2,376,046,570.11)	449,756,498.52
97	Zenith Bank Plc	IMSG IGR [Judiciary A/C]	1013105306	-	3,420,768.69
98	Zenith Bank Plc	IMSG Loan Project A/C	1012822633	-	9,708,192.43
99	Zenith Bank Plc	IMSG Monumental Proj. Consolidated	1013514171	-	68,169.59
100	Zenith Bank Plc	IMSG TAX HOLDING A/C	1012880538	8,013,074.29	71,826,122.75
101	Zenith Bank Plc	IMSG UTILITY A/C	1012246716	-	139,619.76
102	Zenith Bank Plc	Operational A/C	1011299856	186,134,692.85	257,848.78
103	Zenith Bank Plc	Operational Account	1013118902	(341,306,204.98)	4,157,876.52
104	Zenith Bank Plc	Pension A/C	1012401087	-	21,272,726.72
105	Zenith Bank Plc	Proceed [Deposit] A/C	1012859286	-	67,836.74
106	Zenith Bank Plc	Project Account	1013245558	-	781,968,699.60
107	Zenith Bank Plc	Social Welfare A/C	1013051128	-	47,110,027.24
108	Zenith Bank Plc	IMSG Salary A/C	1014383181	(1,745,223,926.36)	-
	SUB-TOTAL C/F			2,583,249,679.67	3,077,546,317.40



IMO STATE GOVERNMENT OF NIGERIA
 REPORT OF THE ACCOUNTANT-GENERAL AND FINANCIAL STATEMENTS
 FOR THE YEAR ENDED 31ST DECEMBER, 2015

NOTE 17 [CONT'D]
 CASH AND BANK BALANCES

S/N	NAME OF BANKS	ACCOUNT NAME	NEW ACCOUNT NUMBERS	BALANCE AS AT 31/12/2015 [BALANCE AS AT 31/12/2015 ₦]
	SUB-TOTAL B/F			- 2,583,249,679.67	3,077,546,317.40
109	Zenith Bank Plc	IMSG Acct.	1013750926	3,527,756,370.09	-
110	Zenith Bank Plc	STO	1010815365	33,059,014.92	9,234,504.34
111	Zenith Bank Plc	TPO	1010815547	-	41,851.27
112	Zenith Bank Plc	TPO	1012575434	7,744.19	5,806,431.19
113	Zenith II Bank Plc [STO]	STO A/C	1011309825	238,586.06	238,590.06
114	Zenith Bank Plc	IMSG End to End Salary Payment A/C	1014125716	15,807,979.44	-
115	Zenith Bank Plc	IMSG PAYEE A/C	1014344506	42,577,604.59	-
116	Zenith Bank Plc	IMSG Loan A/C II (Joint Rescue A/C)	1012860307	(83,711.89)	-
117	FADAMA III Banks	VARIOUS		2,106,885.83	2,106,885.83
118	HIV/AIDS PROG. BANKS	VARIOUS		95,964,313.44	139,441,223.07
119	HSDP II Banks [World Bank]	VARIOUS		288,046.38	288,046.38
120	Other LGAs and MDAs	VARIOUS		-	2,025,744,994.51
121	PSGRDP Banks	VARIOUS		-	16,135,642.00
122	UBA [Bond Repayment Sinking Fund A/C]	VARIOUS		1,872,704,000.00	1,845,691,000.00
123	Unconfirmed Bank Balances [Note 17A]	VARIOUS		10,861,556.42	205,304,151.21
124	Dormant Account Balances [Note 17B]	VARIOUS		1,552,951,030.00	
	TOTAL			4,570,989,739.80	7,327,803,660.94



**IMO STATE GOVERNMENT OF NIGERIA
REPORT OF THE ACCOUNTANT-GENERAL AND FINANCIAL STATEMENTS
FOR THE YEAR ENDED 31ST DECEMBER, 2015**

**NOTE 17A
UNCONFIRMED BANK BALANCES**

S/N	NAME OF BANKS	ACCOUNT NAME	NEW ACCOUNT NUMBERS	BALANCE AS AT 31/12/2015 [BALANCE AS AT 31/12/2015 ₦]
1	Diamond Bank Plc	IMSG [IGR A/C]	0022697942	2,677.96	2,677.96
2	Diamond Bank Plc	Miscellaneous A/C	0029283346	1,900,181.35	1,900,181.35
3	Diamond Bank Plc	Tertiary Sch. Free Education	0038471293	651,765.63	651,765.63
4	FCMB Plc	IMSG A/C	1610571015	1,815,188.02	1,815,188.02
5	FCMB Plc	IMSG IGR	0839706068	841,751.46	841,751.46
6	FCMB Plc	IMSG MAIN A/C	0839706051	-	194,442,594.79
7	FCMB Plc	WHT Account	2833994010	5,649,992.00	5,649,992.00
	TOTAL			10,861,556.42	205,304,151.21



IMO STATE GOVERNMENT OF NIGERIA
 REPORT OF THE ACCOUNTANT-GENERAL AND FINANCIAL STATEMENTS
 FOR THE YEAR ENDED 31ST DECEMBER, 2015

NOTE 17B

DORMANT ACCOUNT BANK BALANCES

S/N	NAME OF BANKS	ACCOUNT NAME	NEW ACCOUNT NUMBERS	BALANCE AS AT 31/12/2015 [N]
1	Diamond Bank Plc	Imo State Operation A/C	0025410045	1,498,554.28
2	Diamond Bank Plc	IMSG IGR LANDS ACCOUNT	0037987458	12,059,118.06
3	Ecobank Plc	Bond Proceed	1342031740	12,214.75
4	Enterprise Bank [Heritage]	Ahiato Health Centre	1200352120	117,079.66
5	Enterprise Bank [Heritage]	Amuzu Health Centre	1200352027	1,870,574.00
6	Enterprise Bank [Heritage]	Drug Revolving Fund	1400032051	24,428,292.00
7	Enterprise Bank [Heritage]	Enyiogugu Health Centre	1200352065	690,201.56
8	Enterprise Bank [Heritage]	Ibeku Health Centre	1200352041	995,356.55
9	Enterprise Bank [Heritage]	Imo Entraco	1200969423	8.82
10	Enterprise Bank [Heritage]	Infant Welfare Clinic	1200352058	298,368.76
11	Enterprise Bank [Heritage]	Mbutu Health Centre	1200352010	271,604.83
12	Enterprise Bank [Heritage]	Nguru Nweke Health Centre	1200352096	8,268.28
13	Enterprise Bank [Heritage]	Nkwogwu Health Centre	1200352034	169,326.92
14	Enterprise Bank [Heritage]	Umuhu Health Centre	1200352072	17,605.06
15	Enterprise Bank [Heritage]	Uvuru Health Centre	1200352144	14,880.68
16	Enterprise Bank [Heritage]	IMO STATE SPECIAL REVENUE	1200348125	4,296.72
17	Enterprise Bank [Heritage]	IMO STATE WBPBU	1200351965	2,637.66
18	Enterprise Bank [Heritage]	GENERAL HOSPITAL ABOH MBAISE	1200352216	4,215.61
19	Enterprise Bank [Heritage]	IMO STATE TRANSPORT COMPANY	1200352924	190,855.05
20	Enterprise Bank [Heritage]	IMO FOUNDATION	1200969430	9,034.99
21	Enterprise Bank [Heritage]	IMO COLLEGE OF ADVANCED PROF	1201017864	100.00
22	Enterprise Bank [Heritage]	IMO STATE CO-OPERATIVE COLLEGE	1400013274	189.02
	SUB-TOTAL C/F			42,662,783.26



IMO STATE GOVERNMENT OF NIGERIA
 REPORT OF THE ACCOUNTANT-GENERAL AND FINANCIAL STATEMENTS
 FOR THE YEAR ENDED 31ST DECEMBER, 2015



REPORT OF THE ACCOUNTANT-GENERAL AND FINANCIAL STATEMENTS
 FOR THE YEAR ENDED 31ST DECEMBER, 2015

NOTE 17B [CONT'D]
 DORMANT ACCOUNT BANK BALANCES

S/N	NAME OF BANKS	ACCOUNT NAME	NEW ACCOUNT NUMBERS	BALANCE AS AT 31/12/2015 [N]
	SUB-TOTAL B/F			42,662,783.26
23	Enterprise Bank [Heritage]	IMO TRANSPORT COMPANY LIMITED	1400032044	118,573.25
24	Enterprise Bank [Heritage]	MINISTRY OF INFORMATION AND STRATEGY	1400032068	4,964.63
25	Enterprise Bank [Heritage]	IMO ENTRACO	1400013281	45.65
26	Enterprise Bank [Heritage]	CONSUMER PROTECTION COUNCIL	1400013315	7,317.98
27	Enterprise Bank [Heritage]	CONSUMER PROTECTION COUNCIL	1400013322	69.48
28	Enterprise Bank [Heritage]	MINISTRY OF YOUTHS AND SPORTS	1400032075	31,173.51
29	Enterprise Bank [Heritage]	IMO ENTRACO - RUPIAC PROJECT	1400035526	6,900.00
30	Enterprise Bank [Heritage]	IMO STATE POLYTECHNIC UMUAGWO	1200350607	25,478.96
31	Enterprise Bank [Heritage]	IMO STATE LIBRARY BOARD	1400013353	394.69
32	Enterprise Bank [Heritage]	BENEFITS OF RETIRED PRIMARY	1400032082	166.04
33	Enterprise Bank [Heritage]	IMO STATE GOVERNMENT	1400032099	6,640,239.00
34	Enterprise Bank [Heritage]	DISASTER RELIEF MANAGEMENT	1400037795	5,269,349.00
35	Enterprise Bank [Heritage]	OHAJI/EGBEMA LGA	1200346853	9,892.20
36	Enterprise Bank [Heritage]	IMO WOMEN PROJECT ACCOUNT	1200348448	77.79
37	Enterprise Bank [Heritage]	IMO STATE MONIT. COMT. MDCN	1200350212	3,981.10
38	Enterprise Bank [Heritage]	MINISTRY OF WORKS, HOUSING &	1200351697	1,767,094.00
39	Enterprise Bank [Heritage]	COMMUNITY HEALTH AND DEVELOPMENT	1200348204	9,637.97
40	Enterprise Bank [Heritage]	LOCAL GOVERNMENT SERVICE COMMISSION	1200349218	47,355.00
41	Enterprise Bank [Heritage]	UMUNAJI ONICHA UBOMA FUG [III]	1200351996	6,846.63
42	Enterprise Bank [Heritage]	OWERRI NORTH CENTAL FCA	1200352591	12,184.14
43	Enterprise Bank [Heritage]	UVURU HEALTH CENTRE	1200352003	3,321,675.00
44	FCMB Plc	13% Oil Derivation Fund Joint Alloc.	2035212019	4,807,839.48
	SUB-TOTAL C/F			64,754,038.76

IMO STATE GOVERNMENT OF NIGERIA
 REPORT OF THE ACCOUNTANT-GENERAL AND FINANCIAL STATEMENTS
 FOR THE YEAR ENDED 31ST DECEMBER, 2015

NOTE 17B [CONT'D]
 DORMANT ACCOUNT BANK BALANCES

S/N	NAME OF BANKS	ACCOUNT NAME	NEW ACCOUNT NUMBERS	BALANCE AS AT 31/12/2015 [N]
	SUB-TOTAL B/F			64,754,038.76
45	FCMB Plc	Imo State Share of 13% ODF A/C	2112124015	2,809,952.07
46	FCMB Plc	IMSG [IGR]	0236455013	55,935,521.94
47	FCMB Plc	IMSG Security A/C	0669567011	1,636,888.69
48	FCMB Plc	IMSG Sundry Account	0732636026	84,933.46
49	FCMB Plc	IMSG SURE-P A/C	3759569652	355,183,976.66
50	FCMB Plc	STO Account	1244352019	14,780,433.78
51	First Bank Plc	IMSG IGR [Current A/C]	2005152070	4,850,848.22
52	GTBank Plc	GLRA/Imo State TBL Project	0043255037	742.33
53	GTBank Plc	Imo Concorde Hotel	0052919746	25,238.58
54	GTBank Plc	Imo Concorde Hotel - OPS ACC	0052919777	4,158,917.57
55	GTBank Plc	Imo Jud. High Court Book Launch	0163652334	8,920.75
56	GTBank Plc	Imo Marketing Company Ltd	0043361778	5,282.63
57	GTBank Plc	Imo State Priv. And Inv. Bureau	0043429078	5,419.51
58	GTBank Plc	Imo State Universal Basic Educ Acc	0043574909	3,960.00
59	GTBank Plc	IMSG Internal Revenue Account [IRA]	0043472414	3,235,223.16
60	GTBank Plc	IMSG-Tsunami Disaster Relief	0043361383	2,663,487.19
61	GTBank Plc	Office of the Head of Service	0043298830	35,086.69
62	Keystone Bank [Bank PHB]	IMSG Dedicated Project Account	1002823895	55,616.83
63	Keystone Bank [Bank PHB]	Rev. A/C	1002823888	516,897.29
64	UBA Plc	Bond Proceeds A/C	1013809734	2,623,387.64
65	UBA Plc	Dedicated Salary Account	1016239910	1,313,563.97
66	UBA Plc	Excess Crude Account	1013960619	94,053.61
	SUB-TOTAL C/F			514,782,391.33



IMO STATE GOVERNMENT OF NIGERIA
 REPORT OF THE ACCOUNTANT-GENERAL AND FINANCIAL STATEMENTS
 FOR THE YEAR ENDED 31ST DECEMBER, 2015

NOTE 17B [CONT'D]
 DORMANT ACCOUNT BANK BALANCES

S/N	NAME OF BANKS	ACCOUNT NAME	NEW ACCOUNT NUMBERS	BALANCE AS AT 31/12/2015 [N]
	SUB-TOTAL B/F			514,782,391.33
67	UBA Plc	IMSG JAAC EXCROW ACCOUNT 2	1008362613	80,721,417.87
68	UBA Plc	IMSG Special Project A/C	1010583635	19,145.24
69	UBA Plc	Operational A/C	1015705232	1,345,357.65
70	UBA Plc	Operational A/C II	1015708116	2,612,882.00
71	UBA Plc	Security Account	1018182656	6,832,878.33
72	UBA Plc	Sundry A/C	1014179117	53,391.77
73	UBA Plc	IMSG FAAC A/C	1007331120	3,707.89
74	Union Bank Plc	13% ODF Account	0041530585	27,707,655.63
75	Union Bank Plc	IMSG E-Revenue A/C	0029095895	31,309,284.56
76	Unity Bank	IMO STATE REV. A/C MIN. OF HOUSING	0020336723	39,736.01
77	Zenith Bank Plc	13% ODF A/C	1012758626	10,016,755.20
78	Zenith Bank Plc	IGR Cons. A/C	1012242914	10,624,732.15
79	Zenith Bank Plc	Imprest Account	1014019635	3,083,802.33
80	Zenith Bank Plc	IMSG IGR [Judiciary A/C]	1013105306	3,420,768.69
81	Zenith Bank Plc	IMSG Loan Project A/C	1012822633	9,708,192.43
82	Zenith Bank Plc	IMSG Monumental Proj. Consolidated	1013514171	68,169.59
83	Zenith Bank Plc	IMSG UTILITY A/C	1012246716	139,619.76
84	Zenith Bank Plc	Pension A/C	1012401087	21,272,726.72
85	Zenith Bank Plc	Proceed [Deposit] A/C	1012859286	67,836.74
86	Zenith Bank Plc	Project Account	1013245558	781,968,699.60
87	Zenith Bank Plc	Social Welfare A/C	1013051128	47,110,027.24
88	Zenith Bank Plc	TPO	1010815547	41,851.27
	TOTAL			1,552,951,030.00

