



Report of the Accountant-General with  
**FINANCIAL STATEMENTS**  
**FOR THE YEAR ENDED**

31st December, 2015



**KANO STATE GOVERNMENT OF NIGERIA**


Office of the Accountant-General  
Ministry of Finance & Economic Development  
Audu Bako Secretariat  
Kano State.

## Statement of Accounting Policy

**T**he General Purpose Financial Statement is prepared under the historical cost convention in compliance to International Public Sector Accounting Standards (IPSAS). The compliance which include Note to the accounts.

In addition the GPFS are in compliance with the provision of the Finance (Control and Management) Act 1958, now CAP 144 (LFN 1990), the Kano State Financial Regulations (2004) as revised and other Kano legal requirements.

Best regard



---

**HAJIYA AISHA M. BELLO**  
Accountant-General  
Kano State.




## Responsibility for Financial Statements

**T**hese Financial Statements have been prepared by the Accountant-General of Kano State in accordance with the provisions of the Finance (Control and Management) Act 2014 as revised. The Financial Statements are in compliance with Generally Accepted Accounting Practice (GAAP) and are presented in the new format of General Purpose Financial Statement (GPFS) using International Public Sector Accounting Standard (IPSAS Cash).

The Accountant-General is responsible for establishing and maintaining an adequate system of Internal Control designed to provide reasonable assurance that the transactions recorded are within the statutory authority and that the use of public financial resources by the government is properly recorded.

To the best of my knowledge, the system of internal control has been very effective and adequate for the scope of government official transactions. The various statements presented in this report therein reflect the financial position of government as at the year ended 31st December 2015.



**HAJIYA AISHA M. BELLO**

Accountant-General

Kano State.





# STATEMENT NO. 1

## KANO STATE GOVERNMENT OF NIGERIA

### CASH FLOW STATEMENT FOR THE YEAR ENDED 31ST DECEMBER, 2015

ANNUAL BUDGET 2015 =N=		NOTES	ACTUAL YEAR 2015 =N=	PREVIOUS YEAR 2014 =N=
	<b>CASHFLOW FROM OPERATING ACTIVITIES</b>			
	<b>RECEIPTS</b>			
	<b>FAAC</b>			
52,200,000,000	Statutory Allocation	<b>1</b>	48,420,615,295	62,843,110,397
10,600,000,000	Value Added Tax Allocation	<b>2</b>	14,132,823,162	14,358,002,386
5,410,532,069	Other Receipts FGN	<b>3</b>	6,934,897,646	2,720,635,152
	Salary Bail out	<b>20</b>	20,000,000,000	
	Infrastructural Dev. Loan	<b>21</b>	1,000,000,000	
	Aid & Grants	<b>4</b>	5,354,661,140	7,725,084,195
-	Miscellaneous (State)	<b>6</b>	26,214,061	69,298,651
<b>68,210,532,069</b>	<b>Sub-Total (FAAC)</b>		<b>95,869,211,304</b>	<b>87,716,130,781</b>
	<b>INDEPENDENT REVENUE</b>			
22,730,000,000	Direct Taxes	<b>5</b>	20,392,920,166	22,542,059,440
1,458,350,000	Licences		999,723,714	484,308,908
9,863,619,774	Fines & Fees	<b>5</b>	7,061,531,787	4,198,097,361
11,157,606,733	Earnings & Sales		7,899,620,928	5,820,301,568
144,082,000	Rent on Government Buildings		74,765,862	70,043,435
318,958,904	Interest Earned	<b>5</b>	1,601,894	10,549,442
<b>45,672,617,411</b>	<b>Sub-Total (INDEPENDENT REVENUE)</b>		<b>36,430,164,351</b>	<b>33,125,360,154</b>
	<b>OTHER REVENUES</b>			
30,563,981,125	Miscellaneous		73,167,239	14,302,047
58,187,637,016	Grants General	<b>5</b>	499,126,811	125,855,107
3,126,560,264	Loans		-	-
-	Grant from Local Govt (5 kilometers)			3,397,861,884






5,000,000,000	Treasury Opening Balances		-	-
<b>96,878,178,405</b>	<b>Sub-Total (Other Receipts)</b>		<b>572,294,050</b>	<b>3,538,019,038</b>
<b>10,761,327,885</b>	<b>TOTAL RECIEPTS</b>		<b>132,871,669,705</b>	<b>124,379,509,973</b>
	<b>LESS: PAYMENTS</b>			
49,508,543,000	Personnel Cost (Including Salaries on CRF Charges)	7	37,313,767,866	33,489,858,707
5,786,355,108	State Government Contribution to Pension 17%	8	4,603,681,245	3,786,627,890
14,217,000,000	Overhead Charges	9	10,547,201,486	10,810,265,223
11,086,027,000	Subvention to Parastatals	10	3,474,406,422	6,678,372,029
<b>80,597,925,108</b>	<b>Total Expenditure:</b>		<b>55,939,057,019</b>	<b>54,765,123,849</b>
<b>30,163,402,777</b>	<b>Net Cashflow from Operating Activities</b>		<b>76,932,612,686</b>	<b>69,614,386,124</b>
	<b>CASHFLOW FROM INVESTING ACTIVITIES:</b>			
	<b>Sectoral Capital Expenditure</b>			
12,927,761,870	Capital Expenditure: Administrative Sector	11	5,339,798,522	4,548,477,910
7,282,387,240	Capital Expenditure: Economic Sector		144,282,240	1,166,187,574
1,069,980,420	Capital Expenditure: Law and Justice	11	121,397,120	51,071,194
84,044,878,742	Capital Expenditure: Regional Development		37,225,472,604	35,358,737,724
30,286,949,614	Capital Expenditure: Social Service Sector	11	12,067,817,351	13,341,638,964
<b>35,611,957,886</b>	<b>Total Sector Capital Expenditure</b>		<b>54,898,767,837</b>	<b>54,466,113,366</b>
-	Capital Expenditure (5Kilometres)		-	3,397,861,884
-	Capital Expenditure (SURE-P)	22	519,777,273	5,755,340,223
-	Capital Expenditure Aids and Grants		5,531,403,694	1,959,545,957
<b>35,611,957,886</b>	<b>Net Cashflow from Investing Activities</b>		<b>60,949,948,804</b>	<b>65,578,861,430</b>
	<b>FINANCING ACTIVITIES</b>			
	Repayment of External Loans Including Services	12	354,770,431	310,004,660
	Repayment of Internal Loans ( Including Servicing) Salary Bailout	20	359,890,382	





	<b>Net Cashflow from Financing Activities</b>		<b>714,660,813</b>	<b>310,004,660</b>
	Increase / Decrease in Investment			-15,406,299,064
	Net (Increase) / Decrease in Other cash Equivalent	<b>13</b>	<b>513,682,430</b>	<b>-1,375,074,816</b>
	<b>Net Cashflow from Other Cash equivalent Accounts</b>		<b>513,682,430</b>	<b>-16,781,373,880</b>
	Net Cash for the Year		<b>14,754,320,639</b>	<b>-13,055,853,846</b>
	Cash & Its Equivalent as at 1st January, 2015		<b>7,884,798,447</b>	<b>20,940,652,293</b>
	Cash & Its Equivalent as at 31st December, 2015		<b>22,639,119,086</b>	<b>7,884,798,447</b>



SIGNATURE:

HAJIYA AISHA M. BELLO

ACCOUNTANT GENERAL KANO STATE



## STATEMENT NO. 2

### KANO STATE GOVERNMENT OF NIGERIA STATEMENT OF ASSETS & LIABILITIES 31ST DECEMBER, 2015

	NOTES	Current Year 2015 =N=	Previous Year 2014 =N=
<b>LIQUID ASSETS:</b>			
<b>Cash Held by Accountant General :</b>			
Consolidated Revenue Fund Balance		595,315,398	3,555,568,469
Other Bank of the Treasury (Crown Agent, 5 other accts)		195,431,643	195,431,643
Sure-P Account		649	724,326,935
Infrastructural Development Loan Acct.		1,000,000,000	
Salary Bailout		19,640,109,618	
Cash Balances of Sub-Treasury		45,000,000	23,483,009
Cash Balances Held by MDAs (Board of Survey)	14	1,163,261,778	3,385,988,391
<b>TOTAL LIQUID ASSETS</b>		<b><u>22,639,119,086</u></b>	<b><u>7,884,798,447</u></b>
<b>INVESTMENT AND OTHER CASH ASSETS:</b>			
State investment	15	52,000,584,469	52,000,584,469
Advances			-
Revolving Loan Granted	16	1,433,143,236	1,179,533,797
<b>TOTAL LIQUID ASSETS AND OTHER CASH ASSETS</b>		<b><u>53,433,727,705</u></b>	<b><u>53,180,118,266</u></b>
<b>TOTAL ASSETS</b>		<b><u>76,072,846,791</u></b>	<b><u>61,064,916,713</u></b>
<b>LIABILITIES:</b>			





<b>PUBLIC FUNDS</b>			
Consolidated Revenue Fund		31,264,190,414	134,679,161
Capital Development Fund		-20,523,097,988	38,758,883,182
Trust & other Public Funds	17	11,805,085,260	10,871,777,939
Treasury Clearance Account	18	7,914,506,261	6,940,799,838
<b>TOTAL PUBLIC FUNDS</b>		<b>30,460,683,947</b>	<b>56,706,140,120</b>
<b>EXTERNAL AND INTERNAL LOANS</b>			
Infrastructural Development Loan	21	1,000,000,000	
Contractors' Liabilities	19	20,707,974,073	
Salary Bailout	20	19,640,109,618	
External Loans including servicing		1,145,603,429	1,500,373,860
<b>TOTAL EXTERNAL AND INTERNAL LOANS</b>		<b>42,493,687,120</b>	<b>1,500,373,860</b>
<b>OTHER LIABILITIES</b>			
Deposits			
State Pension & Liabilities 17%	8	3,118,475,724	2,858,402,733
<b>TOTAL LIABILITIES</b>		<b>76,072,846,791</b>	<b>61,064,916,713</b>

**SIGNATURE:**

**HAIYA AISHA M. BELLO**

**ACCOUNTANT GENERAL KANO STATE**



# STATEMENT NO. 3

## KANO STATE GOVERNMENT OF NIGERIA

### STATEMENT FOR CONSOLIDATED REVENUE FUND FOR THE YEAR ENDED 31ST DECEMBER, 2015

Actual Previous Year =N=	Description	NOTES	Actual Year 2015 =N=	Final Budget =N=	Initial / Original Budget =N=	Supplementary Budget 2014 =N=	Variance on Final Budget =N=
105,843,771	Opening Balance		134,679,161				
	<b>Add: Revenue</b>						
	<b>FAAC</b>						
62,843,110,397	Statutory Allocation: FAAC	1	48,420,615,295	52,200,000,000	52,200,000,000		-3,779,384,705
14,358,002,386	Value Added Tax Allocation	2	14,132,823,162	10,600,000,000	10,600,000,000		3,532,823,162
3,568,035,157	Other Reciepts(FGN)	3	6,934,897,646	5,410,532,069	5,410,532,069		1,524,365,577
	Salary Bailout	20	20,000,000,000				
69,298,651	Miscellaneous (State)	6	26,214,061				
<b>80,838,446,592</b>	<b>Sub-Total (FAAC)</b>		<b>89,649,229,324</b>	<b>68,210,532,069</b>	<b>68,210,532,069</b>	-	<b>1,277,804,034</b>
	<b>INDEPENDENT REVENUE</b>						
22,542,059,440	Direct Taxes	5	20,392,920,166	22,730,000,000	22,730,000,000		-2,337,079,834
484,308,908	Licences		999,723,714	1,458,350,000	1,458,350,000		-458,626,286
4,198,097,361	Fines & Fees		7,061,531,787	9,863,619,774	9,863,619,774		-2,802,087,987
5,820,301,568	Earnings & Sales	5	7,899,620,928	11,157,606,733	11,157,606,733		-3,257,985,805
70,043,435	Rent on Government Buildings		74,765,862	144,082,000	144,082,000		-69,316,138
10,549,442	Interest Earned	5	1,601,894	318,958,904	318,958,904		-317,357,010
<b>33,125,360,153</b>	<b>Sub-Total (Independent Revenues)</b>		<b>36,430,164,351</b>	<b>45,672,617,411</b>	<b>45,672,617,411</b>	-	<b>9,242,453,060</b>
	<b>OTHER REVENUES</b>						
14,302,047	Miscellaneous	5	73,167,239	30,563,981,125	30,563,981,125		-30,490,813,886
125,855,107	Grants General	5	499,126,811	58,187,637,016	58,187,637,016		-57,688,510,205
-	Loans		-	3,126,560,264	3,126,560,264		-3,126,560,264
<b>140,157,153</b>	<b>Sub-Total (other revenues)</b>		<b>572,294,050</b>	<b>91,878,178,405</b>	<b>91,878,178,405</b>	-	<b>91,305,884,355</b>
<b>114,209,807,670</b>	<b>Total Revenue</b>		<b>126,651,687,725</b>	<b>205,761,327,885</b>	<b>205,761,327,885</b>	-	<b>99,244,319,321</b>






	<b>Less: Expenditure</b>						
33,489,858,707	Personnel Cost (Including Salaries on CRF Charges)	7	37,313,767,866	49,508,543,000	47,782,200,000		12,194,775,134
3,786,627,890	State Government Contribution to Pension 17%	8	4,603,681,245	5,786,355,108	4,821,612,903		1,182,673,863
10,810,265,223	Overhead Charges	9	10,547,201,486	14,217,000,000	15,205,000,000		3,669,798,514
310,004,660	Repayment of Exnternal Loans ( Including Servicing)	10	354,770,431	550,000,000			
	Repayment of Internal Loans ( Including Servicing) Salary Bailout	20	359,890,382				
6,678,372,029	Subvention to Parastatals	11	3,474,406,422	11,086,027,000	11,824,370,000		7,611,620,578
<b>55,075,128,509</b>	<b>Total Expenditure:</b>		<b>56,653,717,832</b>	<b>81,147,925,108</b>	<b>79,633,182,903</b>		<b>24,658,868,089</b>
<b>59,134,679,161</b>	<b>Operating Balance:</b>		<b>69,997,969,894</b>	<b>124,613,402,777</b>	<b>126,128,144,982</b>	-	<b>-123,903,187,410</b>
	<b>Appropriation/ Transfers:</b>						
59,000,000,000	Transfer to Capital Development Fund		38,733,779,480	38,733,779,480	38,733,779,480		0.20
<b>134,679,161</b>	<b>Closing Balance</b>		<b>31,264,190,414</b>	<b>85,879,623,297</b>	<b>87,394,365,502</b>		<b>54,615,432,884.40</b>

SIGNATURE:

HAIYA AISHA M. BELLO

ACCOUNTANT GENERAL KANO STATE





# STATEMENT NO. 4

## KANO STATE GOVERNMENT OF NIGERIA

### STATEMENT OF CAPITAL DEVELOPMENT FUND FOR THE YEAR ENDED 31ST DECEMBER, 2015

Actual Previous Year =N=		NOTES	Actual 2015 =N=	Final Budget 2015 =N=	Initial / Original Budget =N=	Supplementary Budget 2015 =N=	Performance on Total =N=
500,365,659	Opening Balance		38,758,883,182				
	<b>Add: Revenue</b>						
59,000,000,000	Transfer from Consolidated Revenue fund		38,733,779,480	38,733,779,480	38,733,779,480	0	0
2,720,635,152	Sure- P						
	Infrastructural Development Loan	21	1,000,000,000				
3,397,861,884	Grants from Local Govt -5kilometer and dualization of Roads						
4,157,049,037	Aids & Grants	4	5,354,661,140				
<b>69,775,911,732</b>	<b>Total Revenue</b>		<b>83,847,323,802</b>	<b>38,733,779,480</b>	<b>38,733,779,480</b>	<b>-</b>	<b>0</b>
	<b>Less: Capital Expenditure</b>						
	<b>Capital Expenditure on sectors</b>						
4,548,477,910	Administrative Sector	11	5,339,798,522	12,927,761,870	13,165,261,870	-237,500,000	7,587,963,348
1,166,187,574	Economic Sector		144,282,240	7,282,387,240	3,931,658,201	3,350,729,039	7,138,105,000
51,071,194	Law and justice		121,397,120	1,069,980,420	1,009,980,420	60,000,000	948,583,300
35,358,737,724	Regional Development		37,225,472,604	84,044,878,742	88,881,817,781	-4,836,939,039	46,819,406,138
13,341,638,964	Social Service Sector	11	12,067,817,351	30,286,949,614	28,597,239,614	1,689,709,999.81	18,219,132,263
<b>54,466,113,366</b>	<b>Sub-total</b>		<b>54,898,767,837</b>	<b>135,611,957,885</b>	<b>135,585,957,885</b>	<b>26,000,001</b>	<b>80,713,190,050</b>
3,397,861,884	5 kilometers and Dualizations of Roads						
1,959,545,957	CAPITAL EXPENDITURE FROM AIDS AND GRANTS	4	5,531,403,694				
5,755,340,223	SURE-P EXPENDITURE		519,777,273				
<b>11,112,748,064</b>	<b>Sub-total</b>		<b>6,051,180,967</b>				
<b>65,578,861,430</b>	<b>Total Capital Expenditure for the year</b>		<b>60,949,948,804</b>				
	ADJ. in movement in Public Debts / Investment classified to Assets and liabilities		43,420,472,986				
34,561,832,880							
<b>38,758,883,182</b>	<b>Closing Balance</b>		<b>-20,523,097,988</b>				

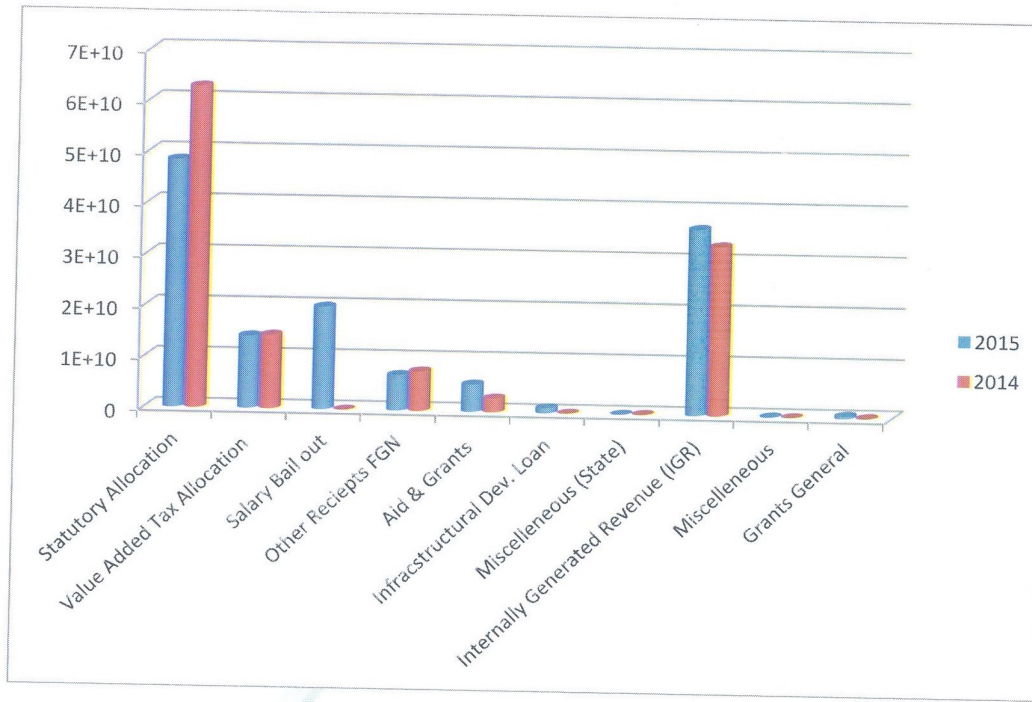
SIGNATURE:

HAJIYA AISHA M. BELLO

ACCOUNTANT GENERAL KANO STATE



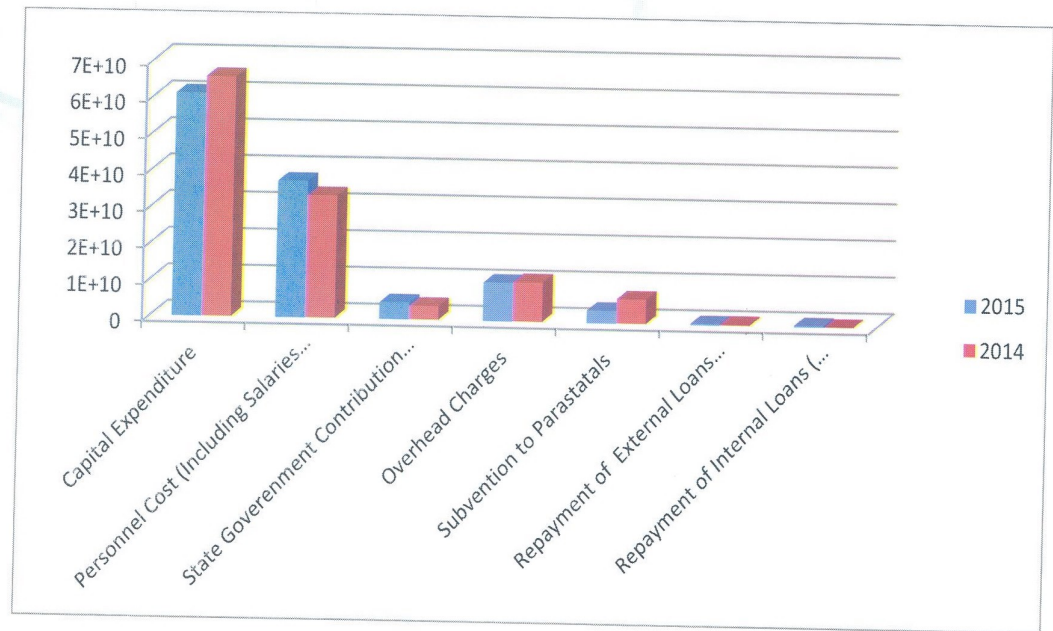




**GRAPHICAL PRESENTATION OF KANO STATE INFLOWS FOR THE YEAR 2015 AND 2014**



**GRAPHICAL PRESENTATION OF KANO STATE OUTFLOWS FOR THE YEAR 2015 AND 2014**





## Audit Certificate

**T**he Accounts of the Government of Kano State of Nigeria for the year ended 31st December, 2015 have been examined in accordance with section 125(2) of the Constitution of the Federal Republic of Nigeria, 1999 and Section 7(1) of the Kano State Audit Law, 1986.

I have for the purpose of my audit obtained the information and explanations required and, subject to the comments and observations contained therein, I certify that, in my opinion, the statement of Assets and Liabilities and the supporting Accounts and Statements are properly drawn up and presented fairly, in all material aspects, the financial position of the Government of Kano State of Nigeria as at 31st December, 2015 and its financial transactions for the fiscal year then ended.

Office of the Auditor-General  
Audu Bako Secretariat  
P.M.B. 3017  
Kano



**Tijjani Nababa Ibrahim, FCNA**  
Auditor - General  
Kano State.