



## **STATEMENT OF ACCOUNTING POLICY**

*The General Purpose Financial Statement is prepared under the historical cost convention in compliance to International Public Sector Accounting Standards (IPSAS). The compliance which include Note to the accounts.*

*In addition the GPFS are in compliance with the provision of the Finance (Control and Management) Act 1958, now CAP 144 (LFN 1990), the Kano State Financial Regulations (2004) as revised and other Kano legal requirements.*

*Best regard,*

  
**Danjuma Mahmoud PhD.**  
*Accountant General,  
Kano State.*




## **RESPONSIBILITY FOR FINANCIAL STATEMENTS**

*These Financial Statements have been prepared by the Accountant General of Kano State in accordance with the provisions of the Finance (Control and Management) Act 2014 as revised. The Financial Statements are in compliance with Generally Accepted Accounting Practice (GAAP) and are presented in the new format of General Purpose Financial Statement (GPFS) using International Public Sector Accounting Standard (IPSAS Cash).*

*The Accountant General is responsible for establishing and maintaining an adequate system of Internal Control designed to provide reasonable assurance that the transactions recorded are within the statutory authority and that the use of public financial resources by the government is properly recorded.*

*To the best of my knowledge, the system of internal control has been very effective and adequate for the scope of government official transactions. The various statements presented in this report therein reflect the financial position of government as at the year ended 31st December, 2014.*

  
**Danjuma Mahmoud PhD.**

*Accountant General,  
Kano State.*



**CASHFLOW STATEMENT FOR THE YEAR ENDED 31ST DECEMBER, 2014**

<b>ANNUAL BUDGET 2014</b>	<b>PAYMENTS</b>	<b>NOTES</b>	<b>ACTUAL YEAR 2014</b>	<b>PREVIOUS YEAR 2013</b>
45,478,494,296	Personnel Cost (Including Salaries on CRF Charges)	8	33,489,858,707	38,517,188,430
4,821,612,903	State Government Contribution to Pension 17%	9	3,786,627,890	4,157,243,636
16,100,699,647	Overhead Charges	10	10,810,265,223	11,429,336,664
11,148,458,000	Subvention to Parastatals	11	6,678,372,029	6,288,544,380
<b>77,549,264,846</b>	<b>Total Expenditure:</b>		<b>54,765,123,849</b>	<b>60,392,313,110</b>
<b>122,742,697,953</b>	<b>Net Cashflow from Operating Activities</b>		<b>69,614,386,124</b>	<b>71,977,933,292</b>
	<b>Cashflow from Investment Activities:</b>			
	<b>SECTORAL CAPITAL EXPENDITURES.</b>			
22,928,759,568	Capital Expenditure: Administrative Sector	12	4,548,477,910	6,026,130,606
4,289,110,447	Capital Expenditure: Economic Sector		1,166,187,574	591,990,911
968,041,000	Capital Expenditure: Law and Justice		51,071,194	370,864,195
91,283,735,774	Capital Expenditure: Regional Development		35,358,737,724	49,237,034,120
32,951,457,223	Capital Expenditure: Social Service Sector		13,341,638,964	11,734,583,900
<b>152,421,104,012</b>	<b>TOTAL SECTOR CAPITAL EXPENDITURE(MDAs)</b>		<b>54,466,113,366</b>	<b>67,960,603,733</b>
	CAPITAL EXPENDITURE (5KILOMETERS)		3,397,861,884	-
	CAPITAL EXPENDITURE (SURE-P)	13	5,755,340,223	-
	CAPITAL EXPENDITURE FROM AIDS AND GRANTS		1,959,545,957	-
	<b>TOTAL EXPENDITURE CAPITALIZED</b>		<b>65,578,861,430</b>	<b>67,960,603,733</b>
	Repayment of External Loans Including Services	14	310,004,660	(250,179,943)
	<b>NET CASHFLOW FROM FIN. ACTIVITIES</b>		<b>310,004,660</b>	<b>(250,179,943)</b>
	<b>Cashflow from Financing Activities:</b>			
	Repayment of External Loans (including Servicing)		-	-
	Increase / Decrease in Investment		(15,406,299,064)	(17,742,651,910)
	Net (Increase) / Decrease in Other cash Equivalent		(1,375,074,816)	(1,968,111,763)
	<b>Total Cashflow from Other Cash equivalent Accounts</b>		<b>(16,781,373,880)</b>	<b>(19,710,763,673)</b>



**CASHFLOW STATEMENT FOR THE YEAR ENDED 31ST DECEMBER, 2014**

	NOTES	ACTUAL YEAR 2014	PREVIOUS YEAR 2013
<i>Net Cash for the Year</i>		<i>(13,055,853,846)</i>	<i>(15,943,614,057)</i>
<i>Cash &amp; Its Equivalent as at 1st January, 2014</i>		<i>20,940,652,293</i>	<i>36,884,266,350</i>
<i>Cash &amp; Its Equivalent as at 31st December, 2014</i>		<i>7,884,798,447</i>	<i>20,940,652,293</i>

SIGNATURE:

NAME: DANJUMA MAHMOUD PhD.  
ACCOUNTANT GENERAL KANO STATE



## STATEMENT NO. 2

### KANO STATE GOVERNMENT OF NIGERIA STATEMENT OF ASSETS & LIABILITY 31ST DECEMBER, 2014

	NOTES	CURRENT YEAR 2014	PREVIOUS YEAR 2013
		N	N
<b>ASSETS:</b>			
<b>Cash Held by Accountant General :</b>			
- Consolidated Revenue Fund Balance( TREASURY FAAC ACCT)		3,555,568,469	16,647,374,717
- Other Bank of the Treasury (Crown Agent, 5 other accts)		195,431,643	44,335,345
- Cash Balances of Trust Funds of the States (SURE-P & SCHOLARSHIP BOARD)		724,326,935	1,248,297,521
- Cash Balances of Sub-Treasury		23,483,009	1,419,806,979
- Cash Balances Held by MDAs	15	3,385,988,391	1,580,837,731
<b>TOTAL LIQUID ASSETS</b>		<b>7,884,798,447</b>	<b>20,940,652,293</b>
<b>INVESTMENT AND OTHER CASH ASSETS:</b>			
State investment	16	52,000,584,469	36,594,285,405
Revolving Loan Granted	17	1,179,533,797	1,235,250,851
<b>TOTAL LIQUID ASSETS AND OTHER CASH ASSETS</b>		<b>53,180,118,266</b>	<b>37,829,536,256</b>
<b>TOTAL ASSETS</b>		<b>61,064,916,713</b>	<b>58,770,188,549</b>
<b>LIABILITIES:</b>			
<b>PUBLIC FUNDS</b>			
Consolidated Revenue Fund		134,679,161	105,843,771
Capital Development Fund		38,758,883,182	35,220,845,725
Trust & other Public Funds	18	10,871,777,939	17,123,600,989
Treasury Clearance Account	19	6,940,799,838	-
<b>TOTAL PUBLIC FUNDS</b>		<b>56,706,140,120</b>	<b>52,450,290,485</b>



**STATEMENT OF ASSETS & LIABILITY 31ST DECEMBER, 2014**

<b>EXTERNAL AND INTERNAL LOANS</b>			
External Loans including servicing		1,500,373,860	2,030,703,452
<b>TOTAL EXTERNAL AND INTERNAL LOANS</b>		<b>1,500,373,860</b>	<b>2,030,703,452</b>
<b>OTHER LIABILITIES</b>			
Deposits		-	4,289,194,603
State Pension & Liabilities 17%		2,858,402,733	-
<b>TOTAL PUBLIC FUNDS + LIABILITIES</b>		<b>61,064,916,713</b>	<b>58,770,188,549</b>

SIGNATURE:

NAME: DANJUMA MAHMOUD PhD.  
ACCOUNTANT GENERAL KANO STATE



**STATEMENT NO. 3**  
**KANO STATE GOVERNMENT OF NIGERIA**  
**STATEMENT OF CONSOLIDATED REVENUE FUND FOR THE YEAR ENDED 31ST DECEMBER, 2014**

ACTUAL PREVIOUS YEAR	DESCRIPTION	NOTES	ACTUAL YEAR 2014	FINAL BUDGET	INITIAL/ORIGINAL BUDGET	SUPPLEMENTARY BUDGET 2013	VARIANCE ON FINAL BUDGET
748,280,611.00	<b>OPENNING BALANCE</b>		105,843,771				
	<b>ADD: REVENUE</b>						
60,894,985,725.39	Statutory Allocation: FAAC	1	62,843,110,397	57,200,000,000	57,200,000,000	-	5,643,110,397.45
14,635,195,067.72	Value Added Tax Allocation	2	14,358,002,386	12,600,000,000	12,600,000,000	-	1,758,002,386.39
90,907,575.26	Miscellaneous ( State )						
18,898,393,047.00	Other Receipts (FGN)	4	3,568,035,157				3,568,035,157.09
<b>95,267,762,026.37</b>	<b>SUB-TOTAL</b>		<b>80,874,991,711</b>	<b>69,800,000,000</b>	<b>69,800,000,000</b>		<b>11,074,991,711.93</b>
19,331,627,641.74	Direct Taxes	5	22,542,059,440	21,867,076,500	22,000,000	21,845,076,500.00	674,982,940.21
612,260,840.00	Licences	5	484,308,908	2,334,690,000	67,680,000	2,267,010,000.00	(1,850,381,092.50)
7,249,050,010.00	Fines & Fees	5	4,198,097,361	9,525,458,955	50,369,596,526	(40,844,137,571.00)	(5,327,361,594.41)
2,462,560,216.00	Earnings & Sales	5	5,820,301,568	11,200,156,502	138,884,451,025	(127,684,294,523.00)	(5,379,854,934.44)
345,391,262.50	Sales / Rent on Government Buildings	5	70,043,435	614,082,000	33,708,849,500	(33,094,767,500.00)	(544,038,565.00)
1,987,044,350.00	Grants	5	125,855,107	46,691,571,396	1,496,800,000	45,194,771,396.00	(46,565,716,289.44)
92,864,524.74	Miscellaneous	5	14,302,047	37,939,968,542	375,000,000	37,564,968,542.00	(37,925,666,495.48)
898,431,703.00	Interest Earned	5	10,549,442	318,958,904	62,300,000	256,658,904.00	(308,409,462.35)
<b>32,979,230,547.98</b>	<b>SUB-TOTAL</b>		<b>33,265,517,308</b>	<b>130,491,962,799</b>	<b>224,986,677,051</b>	<b>(94,494,714,252.00)</b>	<b>(97,226,445,493.41)</b>
	Other Receipts/Unclaim Salary	6	69,298,651				
<b>128,246,999,575.00</b>	<b>TOTAL REVENUE</b>		<b>114,209,807,670</b>	<b>200,291,962,799</b>	<b>294,786,677,051</b>	<b>(94,494,714,252.00)</b>	
	<b>LESS: EXPENDITURE</b>						
38,517,188,430.26	Personnel Cost (Including Salaries on CRF Charges)	8	33,489,858,707	45,478,494,296	44,710,158,720	768,335,576.00	11,988,635,589.34
4,157,243,635.78	State Government Contribution to Pension 17%	9	3,786,627,890	4,821,612,903	5,362,606,475	(540,993,572.00)	1,034,985,012.81
11,429,336,664.00	Overhead Charges	10	10,810,265,223	16,100,699,647	14,349,017,000	1,751,682,647.00	5,290,434,423.82
6,288,544,379.53	Subvention to Parastatals	11	6,678,372,029	11,148,458,000	12,062,250,000	(913,792,000.00)	4,470,085,971.03
250,179,943.06	Public Debt Charges/External Services	14	310,004,660				(301,004,660.21)
<b>60,642,493,052.63</b>	<b>TOTAL EXPENDITURE:</b>		<b>55,075,128,509</b>	<b>77,549,264,846</b>	<b>76,484,032,195</b>	<b>1,065,232,651.00</b>	
	<b>OPERATING BALANCE:</b>		<b>59,134,679,161</b>	<b>122,742,697,953</b>	<b>218,302,644,856</b>	<b>(95,559,946,903.00)</b>	
67,604,499,521.00	Appropriation/ Transfers:						
67,498,662,751.00	Transfer to Capital Development Fund		59,000,000,000	59,765,039,018	61,371,265,241	(1,606,226,223.00)	765,039,018.00
<b>105,843,771.00</b>	<b>CLOSING BALANCE</b>		<b>134,679,161</b>	<b>62,977,058,935</b>	<b>156,931,379,615</b>	<b>(93,954,320,680.00)</b>	

SIGNATURE:


NAME: DANJUMA MAHMOUD PhD.  
ACCOUNTANT GENERAL, KANO STATE.



**STATEMENT NO. 4**

**KANO STATE GOVERNMENT OF NIGERIA**  
**STATEMENT OF CAPITAL DEVELOPMENT FUND FOR THE YEAR ENDED 31ST DECEMBER, 2014**


ACTUAL PREVIOUS YEAR	DESCRIPTION	NOTES	TOTAL CAPITAL EXPENDITURE 2014	FINAL BUDGET 2014	INITIAL/ORIGINAL BUDGET	SUPPLEMENTARY BUDGET 2014	PERFORMANCE ON TOTAL
	<b>OPENING BALANCE 01-01-14</b>		<b>35,220,845,794</b>				
	Add: Other Treasury Accounts balance		1,396,323,970				
	Less: Prior Year Adjustments 2012 & 2013	20	(36,116,804,105)				
	<b>OPENING BALANCE (ADJUSTED)</b>		<b>500,365,659</b>				
	<b>ADD: REVENUE</b>						
67,498,662,751	Transfer from Consolidated Revenue fund		59,000,000,000	59,765,039,018	61,371,265,241	(1,606,226,223)	765,039,018
	Sure- P		4,157,049,037				
	Grants from Local Govt -5 kilometer and dualization of Roads		3,397,861,884				
665,920,143	Aids & Grants	3	2,720,635,152				
<b>81,621,907,373</b>	<b>TOTAL REVENUE</b>		<b>69,775,911,732</b>	<b>59,765,039,018</b>	<b>61,371,265,241</b>	<b>(1,606,226,223)</b>	<b>3,065,039,018</b>
	<b>Less: CAPITAL EXPENDITURE</b>						
		12					
<b>6,026,130,606</b>	Administrative Sector		4,548,477,910	22,928,759,568	17,488,773,000	5,439,986,568	18,380,281,658
<b>591,990,911</b>	Economic Sector		1,166,187,574	4,289,110,447	3,434,640,906	854,469,541	3,122,922,873
<b>370,864,195</b>	Law and Justice		51,071,194	968,041,000	957,000,000	11,041,000	916,969,806
<b>49,237,034,120</b>	Regional Development		35,358,737,724	91,283,735,774	99,113,618,896	(7,829,883,122)	55,924,998,050
<b>11,734,583,900</b>	Social Service Sector		13,341,638,964	32,951,457,223	33,033,297,433	(81,840,210)	19,609,818,259
<b>67,960,603,732</b>	<b>TOTAL SECTOR CAPITAL EXPENDITURE</b>		<b>54,466,113,366</b>	<b>152,421,104,012</b>	<b>154,027,330,235</b>	<b>(1,606,226,223)</b>	<b>97,954,990,647</b>
	5 Kilometers and Dualizations of Roads		3,397,861,884				
	CAPITAL EXPENDITURE FROM AIDS AND GRANTS		1,959,545,957				
	SURE-P EXPENDITURE(COMPENSATION,IPP)	13	5,755,340,223				
	<b>TOTAL CAPITAL EXPENDITURE FOR THE YEAR 2014</b>		<b>65,578,861,430</b>	<b>152,421,104,012</b>	<b>154,027,330,235</b>	<b>(1,606,226,223)</b>	<b>86,842,242,583</b>
	ADI. in movement in Public Debts / Investment classified to Assets and Liabilities		34,561,832,880				
21,559,542,153							
<b>35,220,845,794</b>	<b>CLOSING BALANCE</b>		<b>38,758,883,182</b>				

SIGNATURE:   
NAME: DANJUMA MAHMOUD Ph.D.  
ACCOUNTANT GENERAL, KANO STATE.



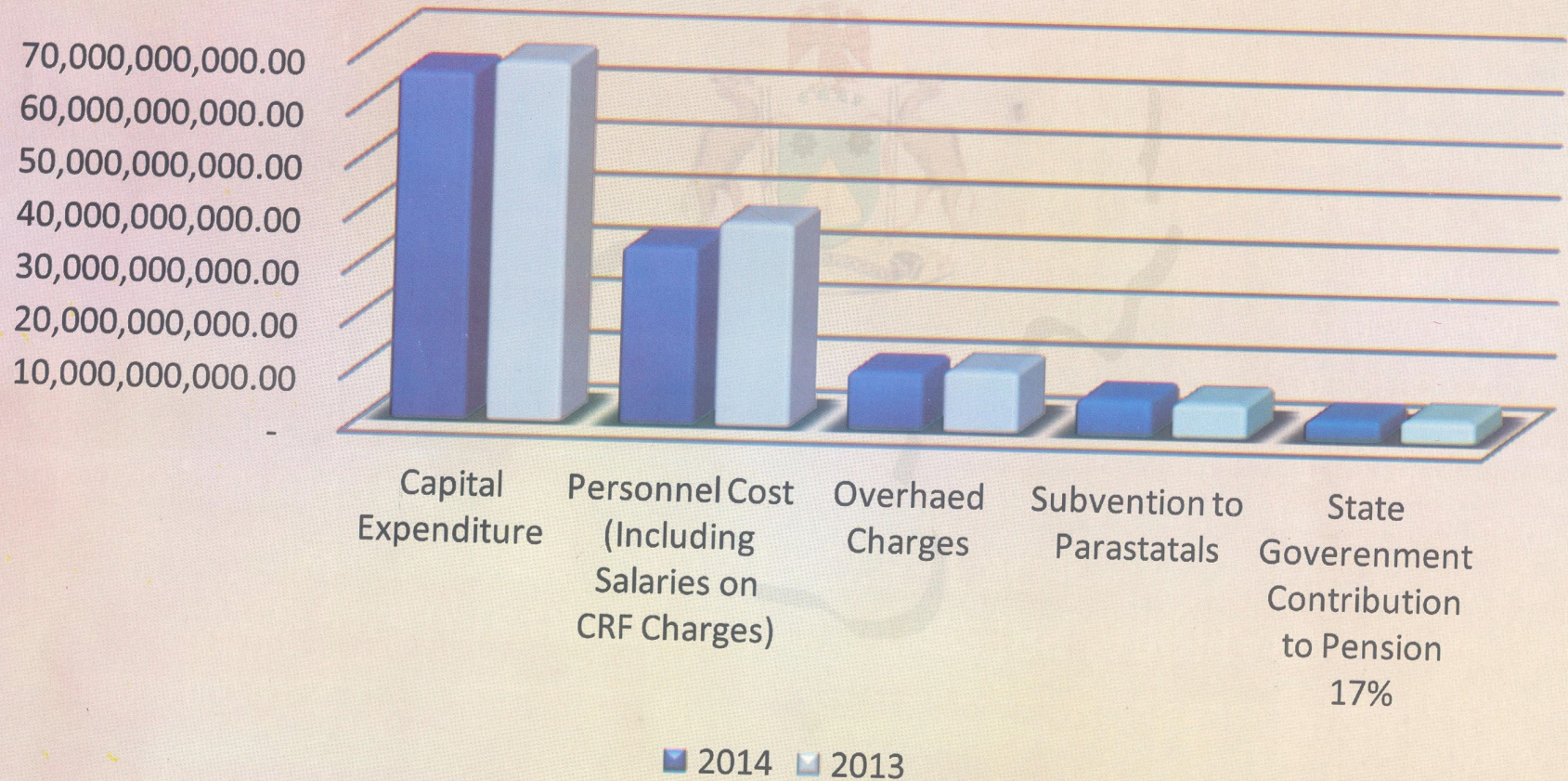


## GRAPHICAL PRESENTATION OF KANO STATE INFLOW FOR THE YEAR 2013 & 2014





## GRAPHICAL PRESENTATION OF KANO STATE OUTFLOW FOR THE YEAR 2013 & 2014





## STATEMENT NO. 1

### KANO STATE GOVERNMENT OF NIGERIA CASHFLOW STATEMENT FOR THE YEAR ENDED 31ST DECEMBER, 2014

ANNUAL BUDGET 2014		NOTES	ACTUAL YEAR 2014	PREVIOUS YEAR 2013
	<b>CASHFLOWS FROM OPERATING ACTIVITIES (RECEIPTS)</b>			
57,200,000,000	Statutory Allocation: FAAC	1	62,843,110,397	60,894,985,725
12,600,000,000	Value Added Tax Allocation	2	14,358,002,386	14,635,195,068
	Grants & Subvention	3	2,720,635,152	665,920,143
	Other Reciepts	4	7,725,084,195	23,104,000,341
<b>69,800,000,000</b>	<b>SUB-TOTAL</b>		<b>87,646,832,130</b>	<b>99,300,101,277</b>
21,867,076,500	Direct Taxes	5	22,542,059,440	19,331,627,642
2,334,690,000	Licences		484,308,908	612,260,840
9,525,458,955	Fines & Fees		4,198,097,361	7,249,057,010
11,200,156,502	Earnings & Sales		5,820,301,568	2,462,560,216
614,082,000	Sales / Rent on Government Buildings		70,043,435	345,391,263
46,691,571,396	Grants		125,855,107	1,987,044,350
37,939,968,542	Miscellaneous		14,302,047	92,864,525
318,958,904	Interest Earned		10,549,442	898,431,703
<b>130,491,962,799</b>	<b>TOTAL IGR RECEIPTS</b>		<b>33,265,517,308</b>	<b>32,979,237,548</b>
	Other Reciepts (State) Unclaim salary	6	69,298,651	90,907,575
	Grant from Local Govt (5 kilometers)	7	3,397,861,884	-
<b>200,291,962,799</b>	<b>TOTAL RECEIPTS OF THE STATE</b>		<b>124,379,509,973</b>	<b>132,370,246,401</b>