

REPORT OF THE ACCOUNTANT GENERAL WITH FINANCIAL STATEMENTS FOR THE YEAR ENDED 31ST DECEMBER, 2015

# KATSINA STATE OF NIGERIA



## **REPORT OF THE ACCOUNTANT-GENERAL** **WITH FINANCIAL STATEMENTS** **FOR THE YEAR ENDED 31ST DECEMBER, 2015**

REPORT OF THE ACCOUNTANT GENERAL WITH FINANCIAL STATEMENTS FOR THE YEAR ENDED 31ST DECEMBER, 2015

**REPORT OF THE ACCOUNTANT GENERAL OF KATSINA STATE WITH FINANCIAL STATEMENTS FOR THE YEAR ENDED 31<sup>ST</sup> DECEMBER, 2015**

<i>Contents</i>		<i>Page</i>
1.	Katsina State - - - - -	i
2.	Table of Contents - - - - -	ii
3.	State of Accounting Policies - - - - -	1
4.	Responsibility of Finance Statement - - - - -	2
5.	Auditor General's Certificate - - - - -	3
6.	Executive Governor of Katsina State - - - - -	4
7.	Coat of Arm - - - - -	5
8.	Deputy Governor of Katsina State - - - - -	6
9.	Secretary to the Government of the State, Katsina State - - - - -	7
10.	Head of the Katsina State Civil Service - - - - -	8
11.	Hon. Commissioner of Finance, Katsina State - - - - -	9
12.	Permanent Secretary, Ministry of Finance Katsina State - - - - -	10
13.	Accountant General, Katsina State - - - - -	11
14.	Deputy Accountant General, Katsina State - - - - -	12
15.	Director Expenditure Control, Sub-Treasury, Director Main Account, Katsina State - - - - -	13
16.	Notes to the Financial Statement - - - - -	14-70

**REPORT OF THE ACCOUNTANT GENERAL OF KATSINA STATE WITH FINANCIAL STATEMENTS FOR THE YEAR ENDED 31<sup>ST</sup> DECEMBER, 2015**

*Statement of Accounting Policies*

**INTRODUCTION**

In accordance with section 101 of the financial regulations as to the provision of the finances control and management Act now Cap F.26 LFN 2004, I hereby present the report on the account of Government, Katsina state of Nigeria for the year ended 31<sup>st</sup> December, 2015 with the notes thereon.

**STATEMENT OF ACCOUNTING POLICIES**

The flowing is the summary of some of the Accounting policies adopted by Government of Katsina state in the preparation of YEAR 2015 financial statements.

**BASIS OF ACCOUNTING**

The account and financial statements are prepared in accordance with cash basis of accounting recognizing transaction only when cash or its equivalent are paid or received by the entity.

**i. INVESTMENTS**

Shares and other government investment held under Katsina Investment and property company limited is stated as historical cost and are the under supervision of the managing director/CEO investment and property company ltd.

**ii. CAPITAL COST**

Costs here are recognizable in year of occurrence only.

**iii. ASSETS AND LIABILITIES**

Assets are stated at their net value, while liabilities are recognized in full.

**iv. FOREIGN CURRENCY**

**I. THE 2015 BUDGET**

The budget which was christened the budget of "BUDGET GROWTH REVITALIZATION AND TRANSFORMATION" seek to build on our past achievements and sticks to our vision of the future of our dear state. It reflects our quest for accelerated development of our state and aimed at improving the lives of our people.

**Objectives of YEAR 2015 budget**

- Maintain a low fiscal deficit.

**REPORT OF THE ACCOUNTANT GENERAL OF KATSINA STATE WITH FINANCIAL STATEMENTS  
FOR THE YEAR ENDED 31<sup>ST</sup> DECEMBER 2015**

***RESPONSIBILITIES FOR FINANCIAL STATEMENTS***

In accordance with the provision of the finance (Control and Management Act, of 1958 as amended, the Financial Statement and Accounts of Katsina State Government were duly prepared by me and they comply with the Generally International Public Sector Accounting Standards (IPSAS) model.

I would like to express my gratitude to the Director Main Accounts the Director Expenditure Control and the entire staff of the Office for the support and cooperation they rendered to actualize the 2015 Accounts.



**KABIR M. DANKAURA M. Sc. (ABU) FCMA,  
ACCOUNTANT GENERAL,  
KATSINA STATE**

**REPORT OF THE ACCOUNTANT GENERAL OF KATSINA STATE WITH FINANCIAL STATEMENTS**  
**FOR THE YEAR ENDED 31<sup>ST</sup> DECEMBER 2015**


**Audit Certificate**

In compliance with section 125(2) of the 1999 Constitution of the Federal Republic of Nigeria, I have examined the Accounts and Financial Statements of the Katsina State Government of Nigeria, for the year ended 31<sup>st</sup> December, 2015.

Returns were rendered by the Accounting Officers in accordance with the Public Finance, Control and Management Law of 1958 and have obtained all necessary documents, Accounting Books, Information and explanations on me.

The Audit was conducted in accordance with the Audit Requirement as specified in the Audit Law (chapter II) of the Katsina State of Nigeria, 1996 and in accordance with National Auditing Standard for Public Accounts in Nigeria.

In my opinion the Financial Statements, the Assets and Liabilities, Consolidated Revenue Fund, Capital Development Fund, Cash flow and supporting notes to the Accounts submitted have been certified subject to the comments and observations raised in my report.

  
ANAS TUKURA A. CAM, FICEN,  
AUDITOR GENERAL,  
KATSINA STATE.



*His Excellency*

**Rt. Hon. Aminu Bello Masari CFR**  
Executive Governor, Katsina State






*His Excellency*


**Alh. Mannir Yakubu FNIS**

Deputy Governor, Katsina State






**Dr. Mustapha Inuwa**  
Secretary to the Government of the State  
Katsina State



Alh. Garba Sanda Mani mni  
Head of Civil Service  
Katsina State




**Alh. Mukhtar Gidado Abdulkadir**  
*Honourable Commissioner*  
Ministry of Finance, Katsina State



**Alh. Aminu Bello Kofar Bai FCMA**  
***Permanent Secretary***  
Ministry of Finance, Katsina State



**Kabir Mohammed Dankaura** M. Sc. (ABU) FCMA, FCMA  
Accountant General, Katsina State



**Alh. Rabi'u Gide** CMA  
Deputy Accountant General, Katsina State



**Alh. Malik Anas FCMA**  
Director Expenditure Control,  
Katsina State



**Alh. Sani Lawal BK CMA**  
Sub-Treasurer Accountant General, Katsina State



**Alh. Lawal Abdu Kofar Bai CMA, CPA**  
Director Main Accounts,  
Office of the Accountant General, Katsina State

REPORT OF THE ACCOUNTANT GENERAL OF KATSINA STATE  
FINANCIAL STATEMENT FOR THE YEAR 2015  
STATEMENT NO.1  
CASH FLOW STATEMENT

	NOTE	ACTUAL 2015	ACTUAL 2014
<b>CASH FLOW FROM OPERATION</b>			
<b>RECEIPTS</b>			
Net Statutory Allocation	NOTE 1	32,925,038,266.18	45,968,344,693.82
Add Deductions at Source	NOTE 11	1,693,045,326.17	1,498,743,480.65
<b>GROSS STATUTORY ALLOCATION</b>		<b>34,618,083,592.35</b>	<b>47,467,088,174.47</b>
VAT	NOTE 2	10,294,276,745.81	10,392,853,211.17
Augmentation (Excess Crude)	NOTE 3	228,448,948.25	2,579,992,836.12
NNPC Refund/Re-imburement from Fed. Account	NOTE 4	260,520,136.00	1,130,526,597.49
NLGN	NOTE 5	2,988,251,770.96	3,214,619,950.68
Proceeds from AGF Augmentation Arrears (Exchange Diff.)	NOTE 6	1,856,984,952.92	1,399,792,507.35
Capital Supplementation FGN	NOTE 8	0.00	0.00
Other Grand (External : Loans IDA)	NOTE 9	60,263,048.61	1,401,366,279.80



STATEMENT NO.1 CONTINUE

Internally Generated Revenue	NOTE 7	5,751,108,240.86	6,228,110,141.64
Escrow Local Govt. & Scholarship Trust Fund	NOTE 13A	991,302,026.75	
FED. GOVT. BAIL OUT	NOTE 26	11,086,630,000.00	0.00
SURE-P	NOTE 7		
Non Revenue Receipts	NOTE		
Mass Housing Scheme Recoveries	NOTE 29		
Miscellaneous Receipts	NOTE		
Special Grand	NOTE		
<b>TOTAL RECEIPT (a)</b>		<b>68,135,869,462.51</b>	<b>73,918,749,976.62</b>

**STATEMENT NO.1 CONTINUE**

<b>PAYMENTS</b>			
Personnel Emolument	NOTE 14	20,814,843,210.57	20,522,166,432.75
Overhead: Administration	NOTE 15	4,317,638,163.31	3,716,988,589.39
Economic Sector	NOTE 15	226,777,040.52	353,517,103.54
Social Sector	NOTE 15	4,596,032,110.48	3,599,160,140.90
Regional Sector	NOTE 15	1,180,910,525.46	199,622,976.33
Judicial Sector	NOTE 15	261,850,810.88	107,800,600.00
Legislative Sector	NOTE 15	1,345,306,487.30	1,237,403,940.00
Miscellaneous	NOTE 15	34,399,968.00	1,013,000,000.00
Consolidated Revenue Fund Charges (Salary)	NOTE 16A	388,148,886.32	380,358,946.48
Pension & Gratuity	NOTE 16B	6,292,708,136.24	2,167,610,862.88
Other 10%, 2.5% Contributions	NOTE 16B	825,863,747.32	1,183,640,347.44
Escrow: Below the Line Expenditure	NOTE 13C	1,916,991,172.37	
Others (REF: Loan & Retention Money			
Deductions at Source	NOTE 11	1,693,045,326.17	
SURE-P		5,566,034,228.59	0.00
Public Debt Services			1,498,743,480.65
<b>TOTAL PAYMENTS (b)</b>		<b>49,460,549,813.53</b>	<b>35,980,413,820.36</b>
<b>Net Cash flow operations C (a-b)</b>		<b>18,675,309,648.98</b>	<b>37,938,336,156.26</b>

**STATEMENT NO.1 CONTINUE**

Cash Flow from Investment				0.00
Purchase/Const. of Assets	NOTE 17B	-21,508,364,720.98	-48,789,713,344.64	
Purchase of Financial Market Instruments				
<b>NET Cash flow investments (d)</b>	<b>NOTE 17B</b>	<b>-21,508,364,720.98</b>	<b>-48,789,713,344.64</b>	
C/F from financing Activities			-811,156,925.24	
Proceeds of Loan and borrowings			-644,867,115.92	
Dividend/Interest MOFI Shares sales	NOTE 7	18,429.00	-61,889,471.45	
Income from placements	NOTE 7 &12	241,800,527.00	0.00	
External Loans Repayment	NOTE 11			
Proceeds from sales of Fertilizer	NOTE 24	880,275,874.27	0.00	
Motel Investment/Motel Loan Recoveries		0	0.00	
Proceeds from sales of Grains		52,962,312.88		
Mass Housing Scheme Recoveries	NOTE 25	41,223,332.11	-104,400,337.87	
Sales of Landed Properties	NOTE 21	87,860,420.89	0.00	
<b>Net C/F from Financial Activities (e)</b>		<b>1,304,140,896.15</b>	<b>1,622,313,850.48</b>	
<b>Net Increase/(Dec) in Cash (c+d+e)</b>		<b>-1,528,904,175.85</b>	<b>12,473,691,038.86</b>	
Opening Cash Balance		22,260,338,161.45	30,438,626,628.92	
Closing Cash Balance		19,708,502,594.12	22,260,338,161.45	

**REPORT OF THE ACCOUNTANT GENERAL OF KATSINA STATE**  
**FINANCIAL STATEMENT FOR THE YEAR 2015**  
**STATEMENT NO.2**  
**STATEMENT OF ASSETS AND LIABILITIES**

	NOTE	ACTUAL 2015	ACTUAL 2014
<b>ASSETS</b>			
Treasuries and Banks	NOTE 20A	11,183,920,754.64	1,592,156,980.45
Other Funds (Bank Deposit)	NOTE 20B	10,229,909,470.55	20,734,055,946.54
Other Funds (Placement)	NOTE 20C	0.00	
<b>Total Liquid Assets (a)</b>		<b>21,413,830,225.19</b>	
Investment		557,133,797.79	61,890,171.45
Liability Over Assets	NOTE 19	50,665,178,606.24	19,668,794,612.14
Advance & Debtors Liabilities		947,430,647.41	2,987,789,229.77
Debt Specification	NOTE 23		
<b>Total Assets (a)</b>		<b>73,583,573,276.63</b>	<b>45,044,686,940.35</b>

STATEMENT NO.2 CONTINUE

<b>Public Fund &amp; Liabilities</b>				
<b>Public Fund</b>				
Consolidated Revenue Fund		27,206,554,129.52	17,853,045,737.65	
Capital Development Fund	NOTE 17B	1,512,463,600.84	4,473,167,189.34	
<b>Total Public Funds</b>		<b>28,719,017,730.36</b>	<b>22,326,212,926.99</b>	
<b>Liabilities</b>				
Loans/Liabilities (Internal Debts)	NOTE 18	28,361,851.05	10,847,468,605.49	
External Loans	NOTE 22	11,556,254,501.19	11,838,804,363.00	
Treasury Clearing Account	NOTE 20A	4,946,449,314.03	32,201,044,.87	
		0.00		
<b>Total Liabilities</b>		<b>44,864,555,546.27</b>	<b>22,718,474,013.36</b>	
		0.00		
<b>TOTAL PUBLIC FUNDS + LIABILITIES</b>		<b>73,583,574,276.63</b>	<b>45,044,686,940.35</b>	

**REPORT OF THE ACCOUNTANT GENERAL OF KATSINA STATE**  
**FINANCIAL STATEMENT FOR THE YEAR 2015**  
**STATEMENT NO.3**  
**STATEMENT OF CONSOLIDATE REVENUE FUND**

	NOTE	ACTUAL 2015	BUDGETED 2015	VARIANCE 2015	ACTUAL 2014
Opening Balance (A)		22,260,338,161.45	20,500,000,000.00	-947,340,140.37	30,438,626,628.92
Add Rev. (Income)		0.00			
Statutory Allocation (NET)	NOTE 1	32,925,038,266.18	49,000,000,000.00	16,074,961,733.82	45,968,344,693.82
Add: Deductions at Source	NOTE 11	1,693,045,326.17	0.00	-1,693,045,326.17	1,498,743,480.65
<b>Gross Statutory Allocation</b>		<b>34,618,083,592.35</b>	<b>0.00</b>	<b>-34,618,083,592.35</b>	<b>47,467,088,174.47</b>
Escrow Local Government Contribution	NOTE 13A	680,000,000.00	0.00	-680,000,000.00	
Escrow Scholarship Trust Fund Cont.	NOTE 13A	56,600,368.50	0.00	-56,600,368.50	0.00
Taxes	NOTE 10	5,026,118,459.57	7,070,000,000.00	2,043,881,540.43	4,221,349,325.00
Fines and Fees	NOTE 10	252,468,174.00	2,945,001,290.00	2,692,533,116.00	1,130,450,363.21
Licenses	NOTE 10	67,518,324.00	179,692,545.00	112,174,221.00	123,915,623.00
Earning and Sales	NOTE 10	162,174,038.00	1,330,435,425.00	1,168,261,387.00	65,292,330.47
Miscellaneous Receipts	NOTE 10	24,163,550.00	2,219,893,140.00	2,195,729,590.00	15,620,233.96
Rent of Government Properties	NOTE 10	72,578,283.29	102,000,000.00	29,421,716.71	71,032,101.00
Income from Placement/Dividend	NOTE 10	387,906,368.00	1,600,500,000.00	1,212,593,632.00	600,449,165.00

REPORT OF THE ACCOUNTANT GENERAL WITH FINANCIAL STATEMENTS FOR THE YEAR ENDED 31<sup>ST</sup> DECEMBER, 2015

STATEMENT NO.3 CONTINUE

Special Grant (Excess Crude)	NOTE 3	228,448,948.25	7,000,000,000.00	6,771,551,051.75	2,579,992,836.12
Reimbursement from Federation Acct. (NNPC Refund)	NOTE 4	260,520,136.00	10,000,000.00	-250,520,136.00	1,130,526,597.49
Proceed from AGF (Miscellaneous)	NOTE 6	1,856,984,952.92	2,219,893,140.00	362,908,187.08	1,399,792,507.38
NLGN	NOTE 26	2,988,251,770.96	0.00	-2,988,251,770.96	3,214,619,950.68
<b>TOTAL REVENUE (B)</b>		<b>45,866,943,703.58</b>	<b>71,447,522,400.00</b>	<b>25,580,578,696.42</b>	<b>62,020,129,207.78</b>
<b>TOTAL FUND AVAILABLE (A+B)</b>		<b>67,314,283,843.95</b>	<b>91,947,522,400.00</b>	<b>24,633,238,556.05</b>	<b>92,458,756,836.70</b>
Less Expenditure					
Personnel Emoluments	NOTE 14	20,814,843,210.57	19,911,071,790.00	-903,771,420.57	20,522,166,432.75
Personnel Emoluments Pension & Gratuity	NOTE 14				2,167,610,862.88
Overhead Cost	NOTE 15	4,742,195,764.57	8,592,562,830.00	3,850,367,065.43	7,889,289,210.18
Consolidated Revenue Fund Charges	NOTE 16B	7,506,720,769.88	6,086,026,125.00	-1,420,694,644.88	380,758,496.48
Public debt. Charges	NOTE 11	1,693,046,326.17		-878,172,063.91	1,498,743,480.65
Escrow/Below the Line	NOTE 13C	1,916,991,172.37		-1,916,991,172.37	286,955,807.60
<b>TOTAL EXPENDITURE</b>		<b>36,673,796,216.20</b>	<b>34,589,660,745.00</b>	<b>-2,084,135,471.20</b>	<b>32,705,524,290.52</b>
O.F Below Transfer		31,455,360,859.52	57,357,861,655.00	25,902,500,795.48	57,853,045,737.65
Appropriation/Transfer					
Capital Development Fund		11,746,858,265.40	4,248,806,730.00	0.00	48,789,713,344.64
Total Appropriations					
<b>Closing Balance</b>		<b>24,927,137,981.16</b>	<b>53,109,054,926.00</b>	<b>25,902,500,795.48</b>	<b>10,046,834,661.70</b>

**REPORT OF THE ACCOUNTANT GENERAL OF KATSINA STATE**  
**FINANCIAL STATEMENT FOR THE YEAR 2015**  
**STATEMENT NO.4**  
**STATEMENT OF DEVELOPMENT FUND**

	NOTE	ACTUAL 2015	BUDGETED 2015	VARIANCE 2015	ACTUAL 2014
Opening Balance (A)		22,260,338,161.45	20,500,000,000.00	16,026,832,810.66	30,438,626,628.92
Add Capital Receipts		0.00	4,248,806,732.00	4,248,806,732.00	10,392,853,211.17
VAT Allocation	NOTE 2	0.00	10,000,000,000.00	-294,276,745.81	48,789,713,344.64
Capital Supplementation FGN Cont. CP	NOTE 8	0.00	1,000,000,000.00	1,000,000,000.00	1,401,366,215.80
Ext. Loans IDA World Bank	NOTE 9	60,263,048.61	2,203,410,000.00	2,143,146,951.39	104,400,337.87
Mass Housing Schemes Recoveries	NOTE 25	41,223,332.11	0.00	-41,223,332.11	0.00
Internal and other UNDP/EFCC/NUJ		0.00	319,140,000.00	319,140,000.00	0.00
Sale of Landed Properties	NOTE 21	300,000.00	0.00	300,000.00	0.00
Fertilizer Collection/Sales	NOTE 24	880,275,874.27	0.00	-880,275,874.27	0.00
Transfer from Consolidated Rev. Fund			56,506,034,490.00	52,257,227,760.00	0.00
<b>Total Capital Receipts (B)</b>		<b>23,242,400,416.44</b>	<b>70,028,584,490.00</b>	<b>54,503,438,759.20</b>	<b>60,686,333,113.48</b>
<b>Total Capital Available C(a+b)</b>		<b>45,502,738,577.89</b>	<b>90,528,584,490.00</b>	<b>70,530,271,569.86</b>	<b>91,126,959,742.40</b>
<b>Less: Capital Expenditure</b>					
Economic Sector	NOTE 17A	11,819,919,468.91	20,522,109,630.00	10,702,190,161.09	29,097,203,921.89
Social Sector	NOTE 17A	3,720,374,657.99	13,241,072,190.00	9,520,337,532.01	11,952,587,474.99
Regional Development Sector	NOTE 17A	4,693,801,118.72	27,048,438,970.00	23,694,850,066.28	18,665,610,814.00



**STATEMENT NO.4 CONTINUE**

Administration Sector	NOTE 17A	2,869,828,683.98	11,105,479,630.00	8,591,988,778.19	5,241,571,554.72
Legislative Sector	NOTE 17A	900,000,000.67	1,050,000,000.00	149,999,999.33	451,638,000.00
Judicial Sector	NOTE 17A	1,213,581,346.32	413,080,000.00	-10,820,430.70	428,829,060.00
Miscellaneous	NOTE 17A	774,318,607.18	2,100,000,000.00	1,323,269,592.82	3,029,180,755.36
<b>Sub-Total Capital Expenditure</b>	<b>NOTE 17A</b>	<b>25,791,823,883.77</b>	<b>75,480,180,420.00</b>	<b>53,971,815,699.02</b>	<b>68,866,621,560.95</b>
<b>Add: Below the Line Capital Expenditure</b>					
Flood Relief Intervention Expenditure	NOTE 13D			0.00	0.00
Compensation for 2011 Post Election Civil Disturbance	NOTE 13E	2,411,800.00		-2,411,800.00	0.00
<b>Total Capital Expenditure (d)</b>	<b>NOTE 17B</b>	<b>25,791,823,883.77</b>	<b>75,480,180,420.00</b>	<b>53,969,403,899.02</b>	<b>68,866,621,560.95</b>
<b>Closing Balance (c-d)</b>		<b>19,708,502,594.12</b>	<b>0.00</b>	<b>-1,512,463,600.00</b>	<b>22,260,338,161.45</b>

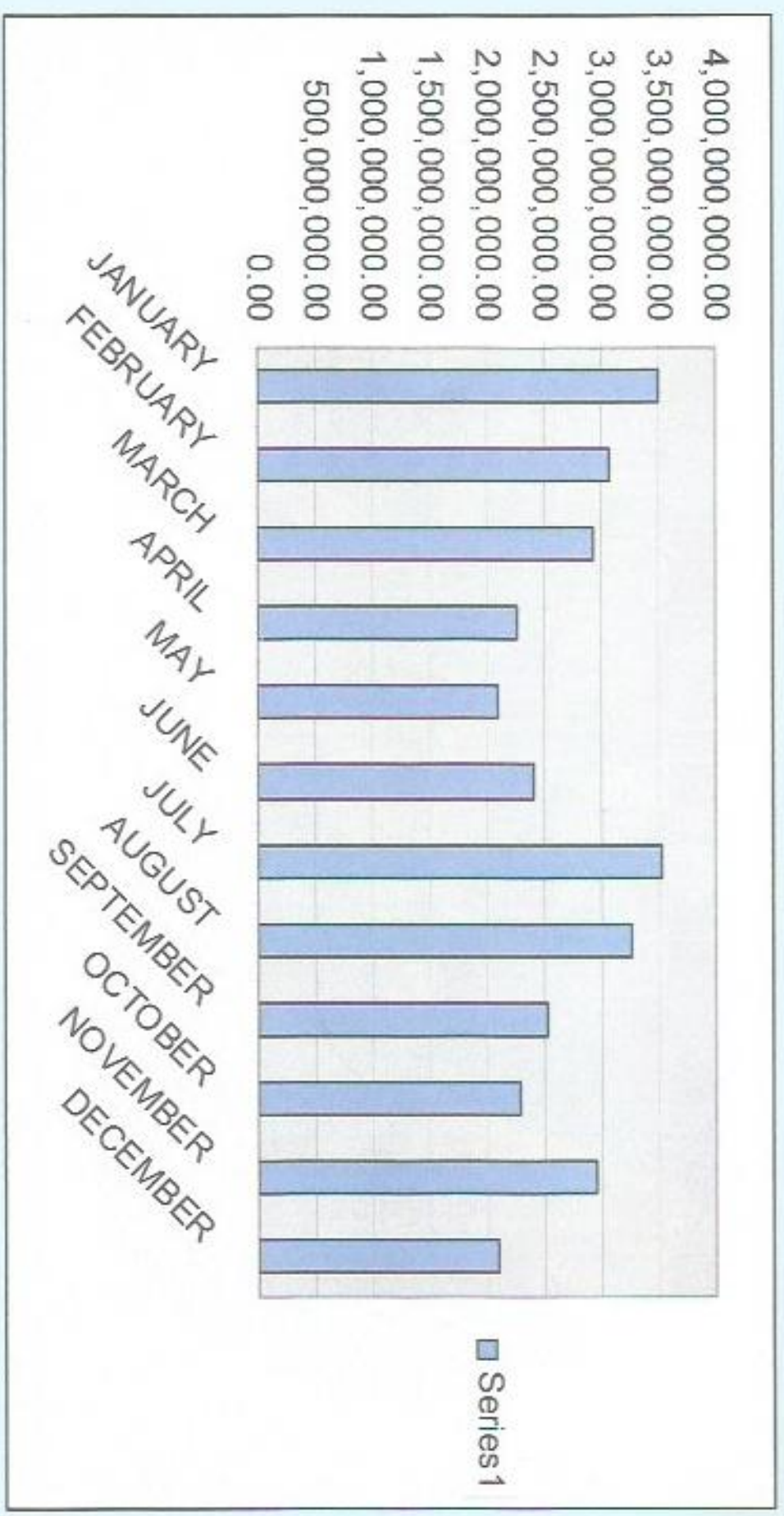
## NOTE 1

## STATUTORY ALLOCATION

S/N	MONTHS	AMOUNT (₦)
1	JANUARY	3,506,883,463.45
2	FEBRUARY	3,077,920,034.36
3	MARCH	2,924,047,232.58
4	APRIL	2,264,445,451.96
5	MAY	2,086,466,620.85
6	JUNE	2,410,174,698.34
7	JULY	3,513,792,387.08
8	AUGUST	3,256,989,269.96
9	SEPTEMBER	2,532,874,402.44
10	OCTOBER	2,291,327,679.05
11	NOVEMBER	2,962,778,139.59
12	DECEMBER	2,097,338,886.52
	<b>TOTAL</b>	<b>32,925,038,266.18</b>

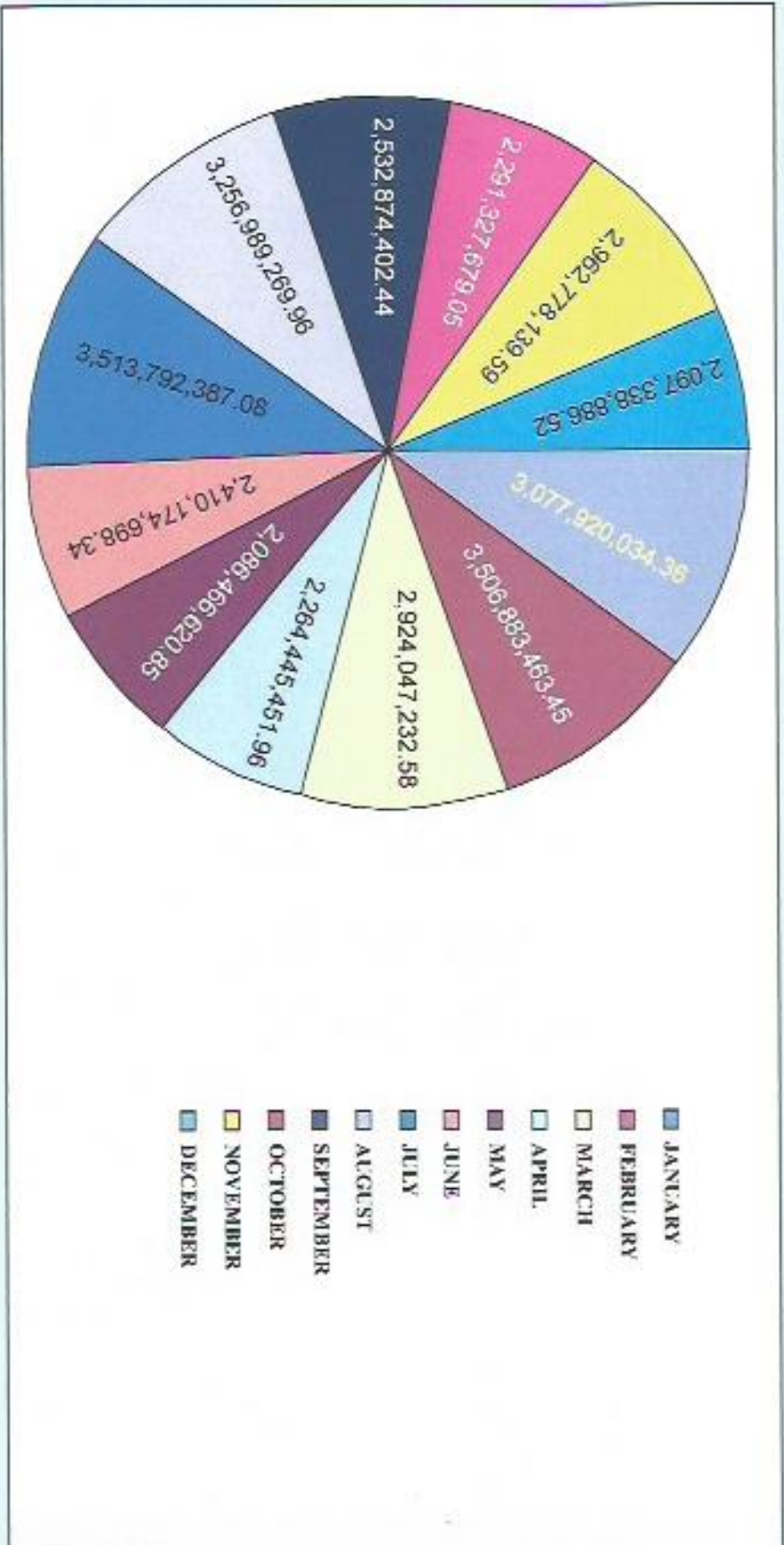
NOTE 1

STATUTORY ALLOCATION 2015



**NOTE 1**

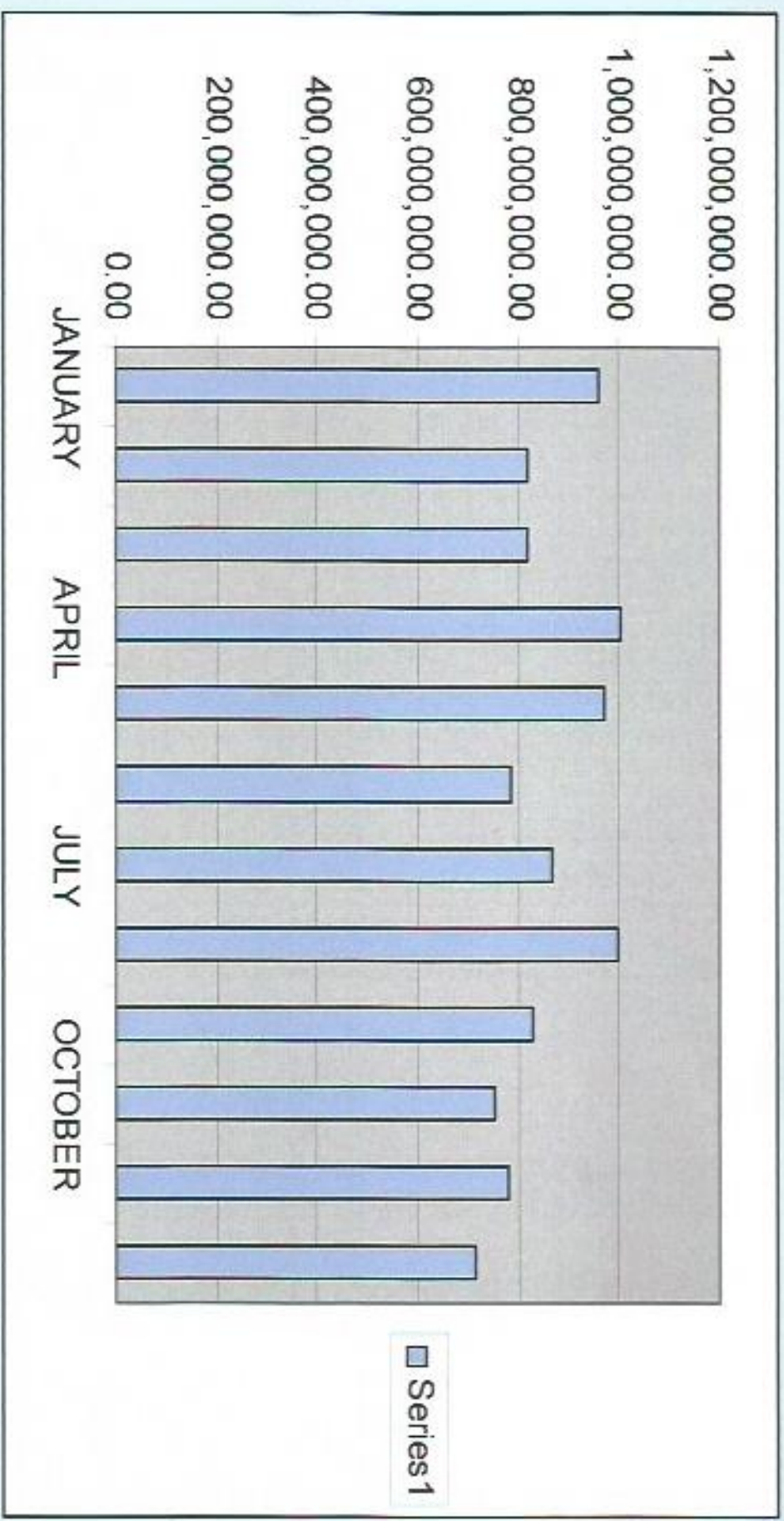
**STATUTORY ALLOCATION 2015**



## NOTE 2

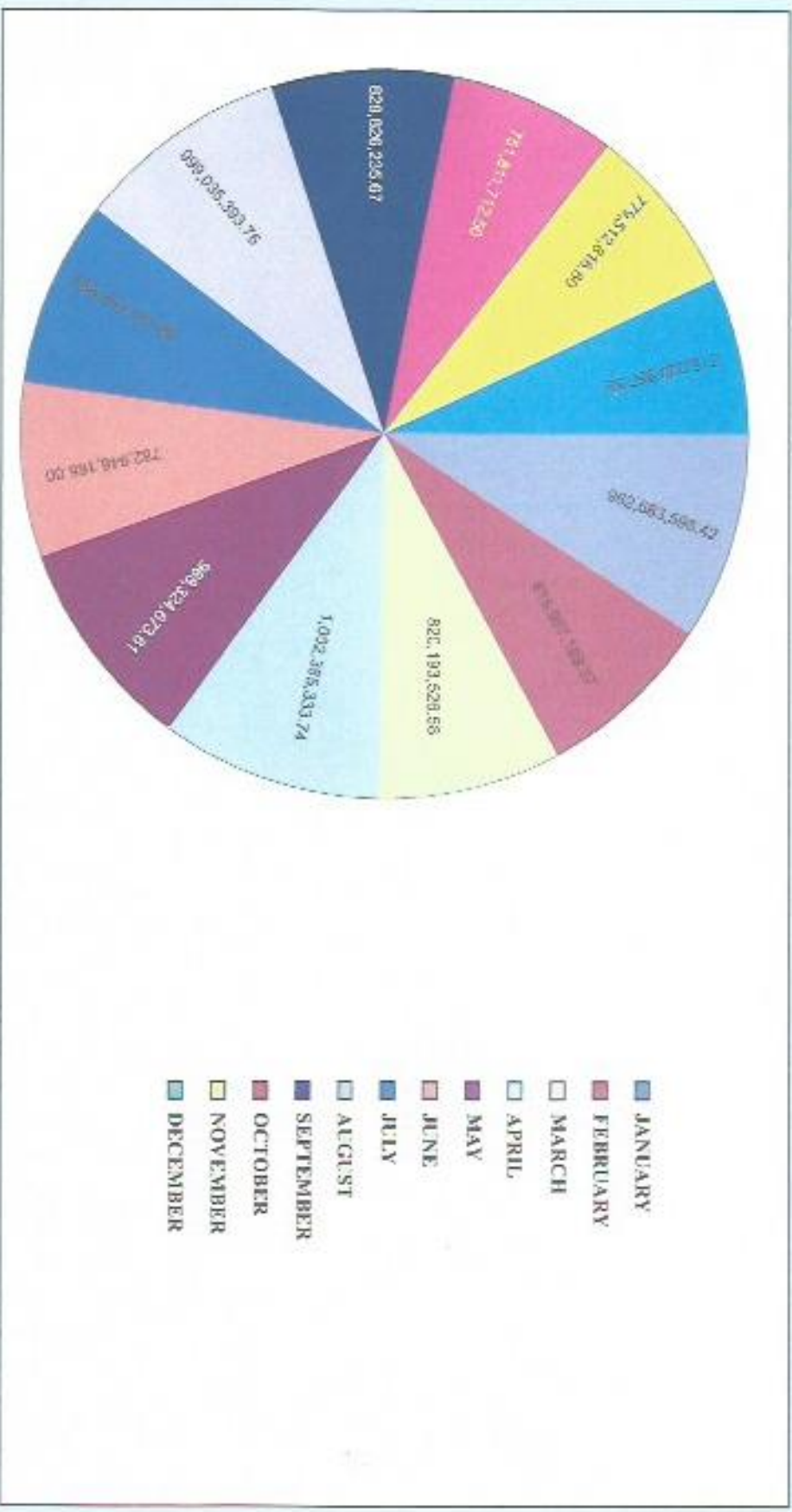
## VALUE ADDED TAX

S/N	MONTHS	AMOUNT (₦)
1	JANUARY	962,683,596.42
2	FEBRUARY	815,967,189.37
3	MARCH	820,193,526.58
4	APRIL	1,002,385,333.74
5	MAY	968,324,673.61
6	JUNE	782,946,165.00
7	JULY	866,360,144.98
8	AUGUST	999,035,393.76
9	SEPTEMBER	828,826,235.67
10	OCTOBER	751,811,712.50
11	NOVEMBER	779,512,816.60
12	DECEMBER	716,229,957.58
	<b>TOTAL</b>	<b>10,294,276,745.81</b>



NOTE 2

VALUE ADDED TAX 2015



NOTE 3

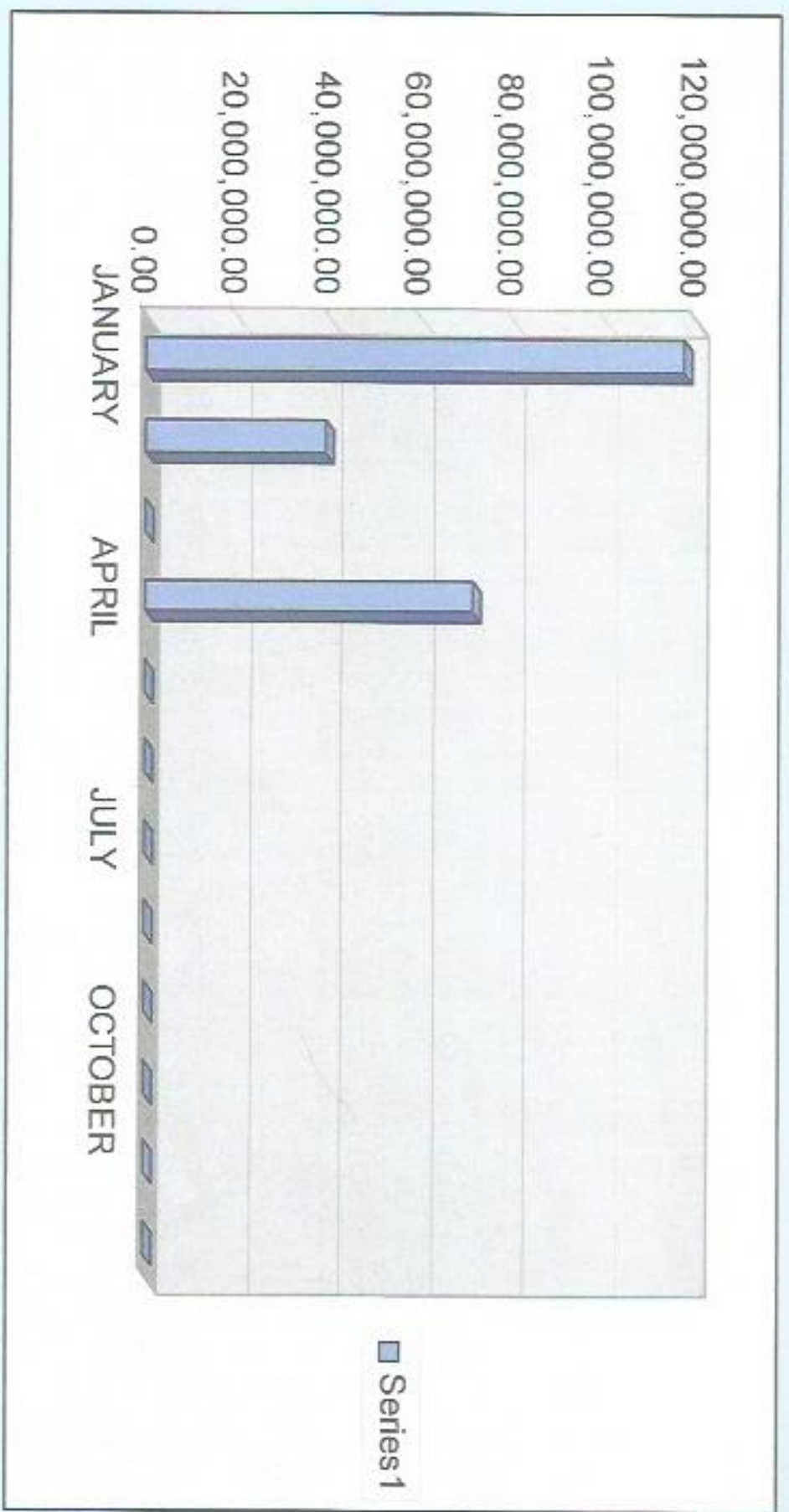
AUGMENTATION (EXCESS CRUDE)

S/N	MONTHS	AMOUNT (₦)
1	JANUARY	117,790,658.77
2	FEBRUARY	39,147,467.63
3	MARCH	0.00
4	APRIL	71,510,821.85
5	MAY	0.00
6	JUNE	0.00
7	JULY	0.00
8	AUGUST	0.00
9	SEPTEMBER	0.00
10	OCTOBER	0.00
11	NOVEMBER	0.00
12	DECEMBER	0.00
	<b>TOTAL</b>	<b>228,448,948.25</b>



NOTE 3

AUGMENTATION (EXCESS CRUDE) 2015



NOTE 4

REFUND OF DEDUCTION BY AGF

S/N	MONTHS	AMOUNT (₦)
1	JANUARY	260,520,136.00
2	FEBRUARY	0.00
3	MARCH	0.00
4	APRIL	0.00
5	MAY	0.00
6	JUNE	0.00
7	JULY	0.00
8	AUGUST	0.00
9	SEPTEMBER	0.00
10	OCTOBER	0.00
11	NOVEMBER	0.00
12	DECEMBER	0.00
	<b>TOTAL</b>	<b>260,520,136.00</b>

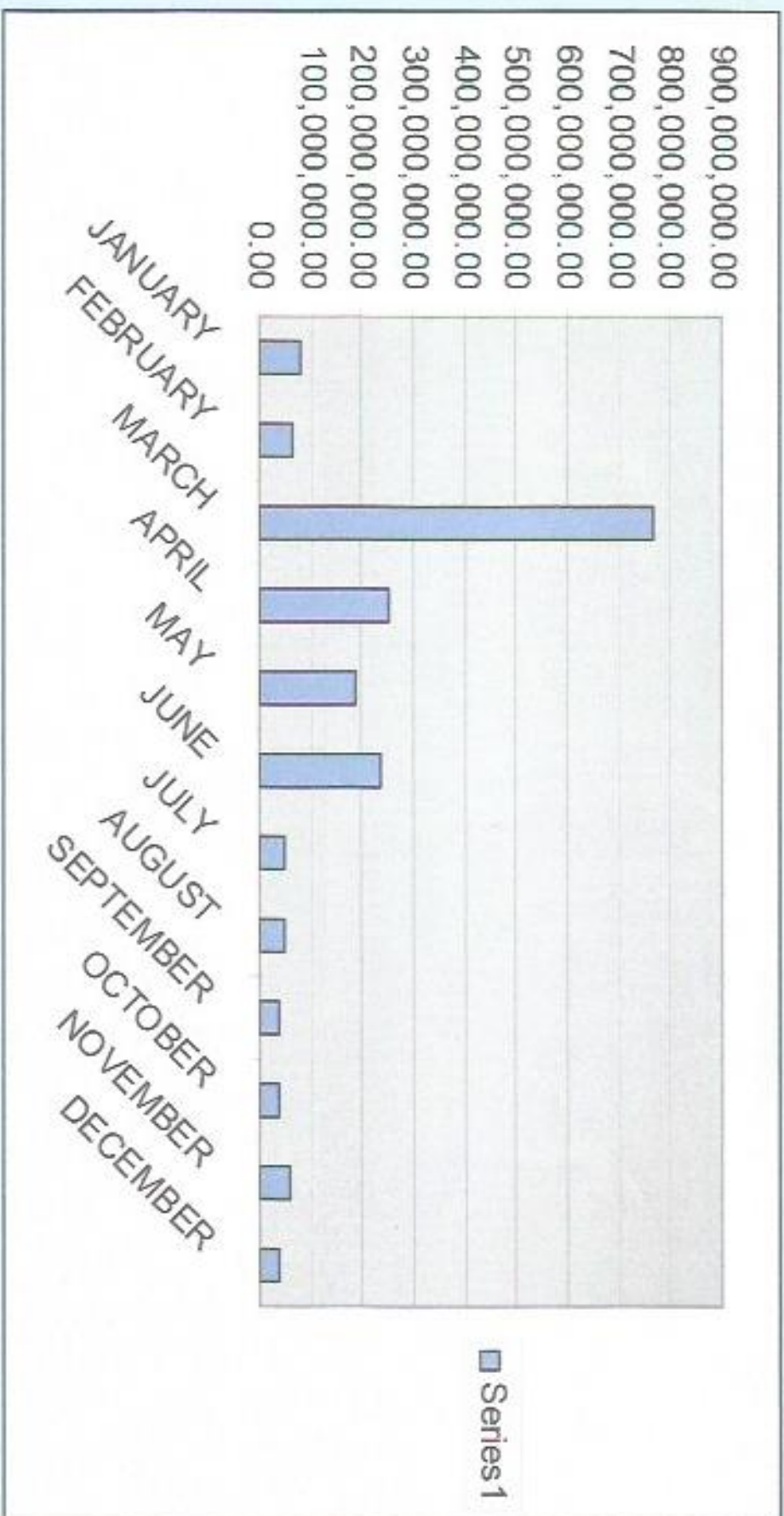
NOTE 5  
SURE-P

S/N	MONTHS	AMOUNT (₦)
1	JANUARY	0.00
2	FEBRUARY	0.00
3	MARCH	0.00
4	APRIL	0.00
5	MAY	0.00
6	JUNE	2,988,251,770.96
7	JULY	0.00
8	AUGUST	0.00
9	SEPTEMBER	0.00
10	OCTOBER	0.00
11	NOVEMBER	0.00
12	DECEMBER	0.00
	<b>TOTAL</b>	<b>2,988,251,770.96</b>

## NOTE 6

## EXCHANGE DIFF. 2015

S/N	MONTHS	AMOUNT (₦)
1	JANUARY	79,507,643.36
2	FEBRUARY	64,608,588.50
3	MARCH	766,729,954.39
4	APRIL	252,660,652.87
5	MAY	186,781,763.79
6	JUNE	235,412,435.00
7	JULY	48,719,114.33
8	AUGUST	50,242,986.69
9	SEPTEMBER	37,768,037.75
10	OCTOBER	39,992,678.58
11	NOVEMBER	56,855,408.87
12	DECEMBER	37,705,688.79
	<b>TOTAL</b>	<b>1,856,984,952.92</b>



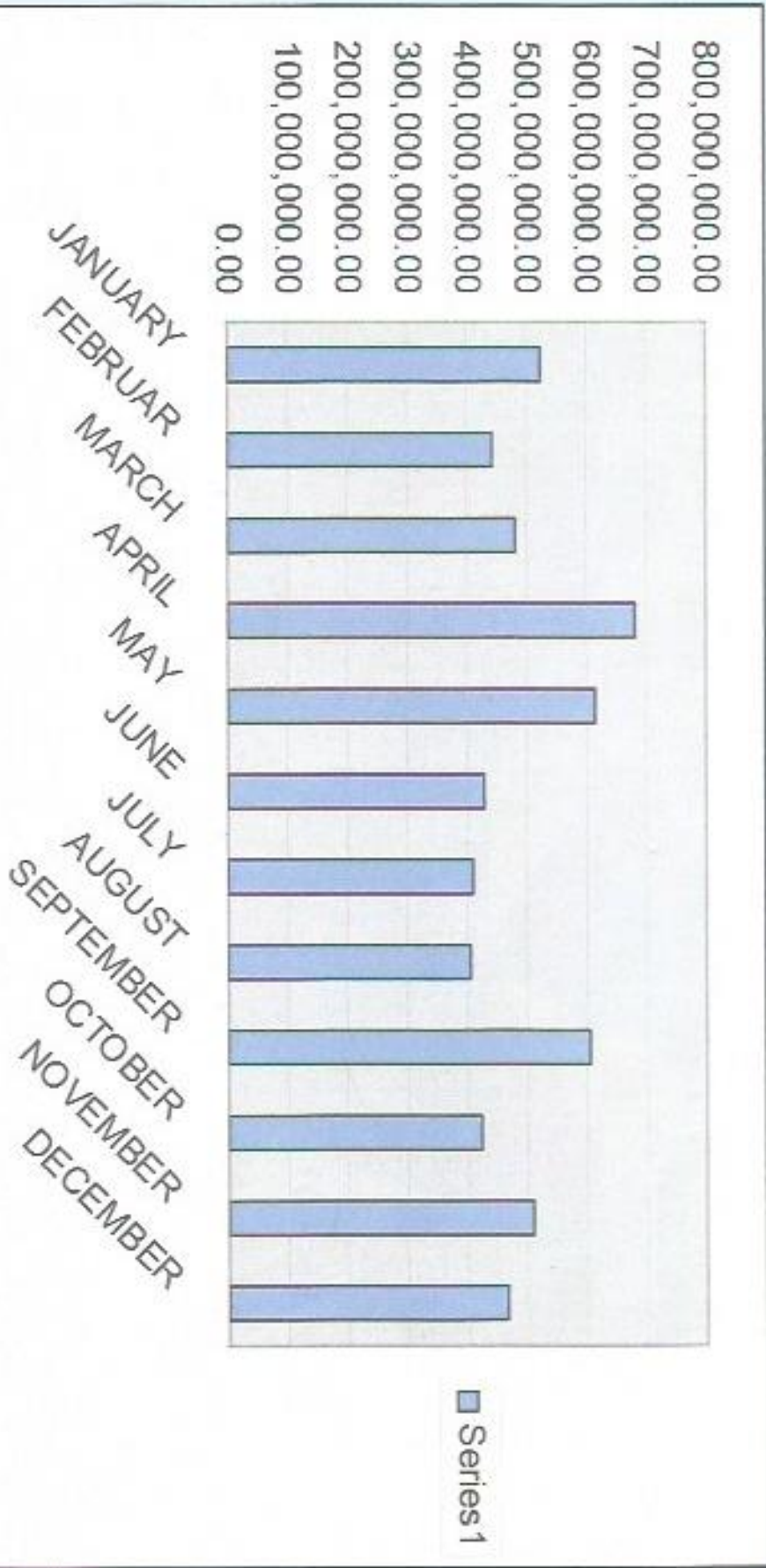
## NOTE 7A

## INTERNALLY GENERATED REVENUE 2016

S/N	MONTHS	AMOUNT (₦)
1	JANUARY	525,954,183.00
2	FEBRUARY	444,411,152.00
3	MARCH	481,565,003.83
4	APRIL	681,001,153.00
5	MAY	614,170,206.00
6	JUNE	428,898,774.31
7	JULY	407,343,952.72
8	AUGUST	402,973,854.00
9	SEPTEMBER	605,495,737.00
10	OCTOBER	424,941,527.00
11	NOVEMBER	511,688,375.00
12	DECEMBER	464,483,279.00
	<b>SUB TOTAL</b>	<b>5,992,927,196.86</b>
	<b>LESS</b>	<b>NOTE 7B</b>
	(a) Income from placement/deposit	241,800,527.00
	(b) Dividend	18,429.00
	<b>TOTAL</b>	<b>5,751,108,240.86</b>

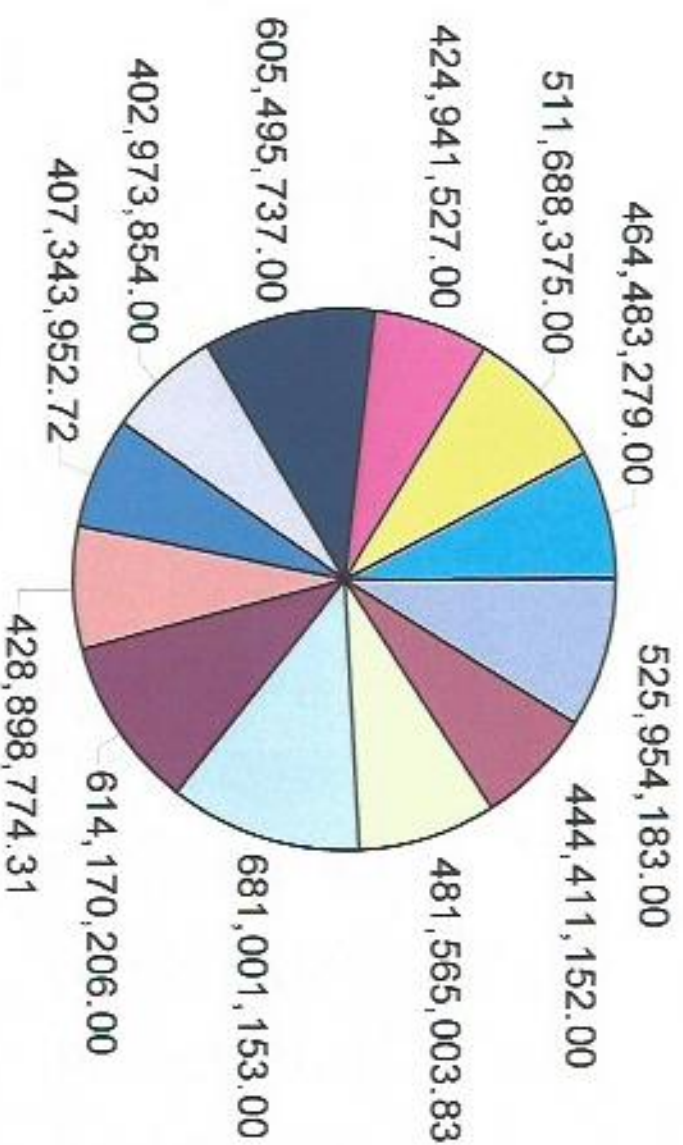
NOTE 7A

INTERNALLY GENERATED REVENUE 2016



NOTE 7A

INTERNALLY GENERATED REVENUE 2016



- JANUARY
- FEBRUAR
- MARCH
- APRIL
- MAY
- JUNE
- JULY
- AUGUST
- SEPTEMBER
- OCTOBER
- NOVEMBER
- DECEMBER



NOTE 8

CAPITAL RECEIPT FEDERATION ACCOUNT

S/N	MONTHS	AMOUNT (₦)
1	AUGUST	0.00
	<b>TOTAL</b>	<b>0.00</b>

NOTE 9

EXTERNAL FUNDING DONOUR PARTNER (UNICEF)

S/N	MONTHS	AMOUNT (A)
1	JANUARY	0.00
2	FEBRUARY	0.00
3	MARCH	0.00
4	APRIL	0.00
5	MAY	0.00
6	JUNE	0.00
7	JULY	0.00
8	AUGUST	0.00
9	SEPTEMBER	0.00
10	OCTOBER	0.00
11	NOVEMBER	0.00
12	DECEMBER	0.00
	<b>TOTAL</b>	<b>0.00</b>


## NOTE 10

## INTERNALLY GENERATED REVENUE ANALYSIS

S/N	MONTHS	ACTUAL COLLECTION
1	Taxes	5,026,118,459.57
2	Fines and Fees	252,468,174.00
3	Licences	67,518,324.00
4	Earning and Sales	162,174,038.00
5	Rent of Government Properties	72,578,283.29
6	Interest repayment and dividends	387,906,368.00
7	Miscellaneous	24,163,550.00
	<b>TOTAL</b>	<b>5,992,927,196.86</b>

**NOTE 10**

**INTERNALLY GENERATED REVENUE ANALYSIS**



NOTE 11

DEDUCTIONS AT SOURCE FROM THE  
FEDERAL ALLOCATION FOR THE YEAR 2015

S/N	MONTHS	DEDUCTED AMOUNT (₦)
1	JANUARY	117,558,515.93
2	FEBRUARY	117,558,515.93
3	MARCH	144,066,632.16
4	APRIL	163,351,904.06
5	MAY	85,807,569.66
6	JUNE	85,807,569.66
7	JULY	85,807,569.66
8	AUGUST	66,107,061.75
9	SEPTEMBER	239,614,399.25
10	OCTOBER	197,045,730.68
11	NOVEMBER	193,974,329.89
12	DECEMBER	196,339,529.54
	<b>TOTAL</b>	<b>1,693,045,326.17</b>

## NOTE 12

SCHEDULE OF INTEREST RECEIVED FROM FIXED DEPOSITS  
AND OTHER ACCOUNTS FOR THE YEAR 2015

S/N	MONTH	DEPOSIT ACCT.	ECOLOGICAL	RETENTION	TOTAL
1	JANUARY	13,121,512.14	0.00	0.00	13,121,512.14
2	FEBRUARY	14,710,988.18	0.00	0.00	14,710,988.18
3	MARCH	3,528,218.28	0.00	0.00	3,528,218.28
4	APRIL	1,984,288.58	0.00	0.00	1,984,288.58
5	MAY	208,442,379.15	0.00	0.00	208,442,379.15
6	JUNE	2,144.11	0.00	0.00	2,144.11
7	JULY	2,216.02	0.00	0.00	2,216.02
8	AUGUST	2,216.02	0.00	0.00	2,216.02
9	SEPTEMBER	2,145.39	0.00	0.00	2,145.39
10	OCTOBER	2,271.33	0.00	0.00	2,271.33
11	NOVEMBER	2,146.24	0.00	0.00	2,146.24
12	DECEMBER	2,218.22	0.00	0.00	2,218.22
	<b>TOTAL</b>	<b>241,802,743.66</b>	<b>0.00</b>	<b>0.00</b>	<b>241,802,743.66</b>

## NOTE 13A

## ESCROW ACCOUNT CONTRIBUTION

S/N	PARTICULARS	AMOUNT (₦)
1	Security: Local Government JAAC Contribution	680,000,000.00
2	Scholarship: Local Governments Contributions	254,701,658.25
3	Scholarship Trust Fund Account Contribution	56,600,368.50
	<b>TOTAL</b>	<b>991,302,026.75</b>

NOTE 13B

FEDERAL GOVERNMENT INTERVENTION FUND

S/N	PARTICULARS	AMOUNT (₦)
1	Flood relief intervention funds	0.00
	<b>TOTAL</b>	<b>0.00</b>



NOTE 13C

ESCROW ACCOUNT EXPENDITURE

S/N	PARTICULARS	AMOUNT (₦)	
1	Revenue (i) 5% cost of collection BOIR	9,408,174.75	
	(ii) 10% Revenue Consultant Charge	178,754,161.83	188,162,336.58
2	Security Expenses		762,253,621.00
3	Scholarship Expenditure		966,575,214.79
	<b>TOTAL EXPENDITURE</b>		<b>1,916,991,173.37</b>

NOTE 13D

FEDERAL GOVERNMENT INTERVENTION EXPENDITURE

S/N	PARTICULARS	AMOUNT (₦)
1	Disbursement and logistics of relief material to 10,536no. Victims in 18no. Local Government Areas of the State	0.00
2	Execution of flood related projects, culverts and drainages	0.00
	<b>TOTAL</b>	<b>0.00</b>

NOTE 13E

COMPENSATION OF LAND AND STRUCTURE AT MODDJI

S/N	PARTICULARS	AMOUNT (₦)
1	Compensation of Plot & Structure close to new GH post election civil Post election civil disturbance	2,411,800.00
	<b>TOTAL</b>	<b>2,411,800.00</b>

## NOTE 14

## SUMMARY OF MDA'S SALARY AND ASSOCIATES

S/N	PARTICULARS		
1	Actual gross salary as per MDA's January – December, 2015		19,791,859,880.25
2	ADD		
	(a) Associated Salary (UMYUK)	1,542,976,991.07	
	(b) ICT	<u>69,083,891.16</u>	<u>1,612,060,882.23</u>
3	<b>ACTUAL TOTAL PAYMENTS FOR 2015</b>		<b>21,403,920,762.48</b>
4	<b>LESS</b>		
	(a) CRF Charges	388,148,886.32	
	(b) salaries paid under consolidated revenue Fund Charges	<u>503,542,865.59</u>	<u>891,691,751.91</u>
5	Monthly Allowances	<u>302,614,200.00</u>	
6	<b>ACTUAL TOTAL SALARY FOR THE YEAR 2015</b>		<b>20,814,843,210.57</b>

## NOTE 15

SUMMARY OF ACTUAL RECURRENT EXPENDITURE BASED  
ON SECTORS FOR THE YEAR 2015

S/N	DETAILS OF SECTORS	ACTUAL EXPENDITURE
1	Economic Sector	122,248,638.00
2	Social Sector	2,346,501,908.02
3	Regional Development Sector	207,396,360.00
4	Administrative Sector	807,577,728.68
5	Judicial Sector	103,700,544.00
6	Legislative Sector	1,137,570,605.00
7	Miscellaneous	<u>17,199,984.00</u>
	<b>GRAND TOTAL FOR THE YEAR 2015</b>	<b>4,742,195,767.70</b>

## NOTE 16A

## SCHEDULE OF PERSONNEL EMOLUMENT UNDER CONSOL

S/N	MONTHS	AMOUNT (₦)
1	JANUARY	51,196,137.73
2	FEBRUARY	49,695,210.05
3	MARCH	49,193,971.76
4	APRIL	49,728,979.97
5	MAY	4,962,001.81
6	JUNE	31,033,579.98
7	JULY	35,042,404.86
8	AUGUST	37,608,420.03
9	SEPTEMBER	33,724,608.83
10	OCTOBER	37,702,194.93
11	NOVEMBER	52,110,204.15
12	DECEMBER	47,948,186.91
	<b>TOTAL</b>	<b>479,945,901.01</b>

NOTE 16B  
STATEMENT OF CONSOLIDATED REVENUE FUND CHARGES  
FOR THE YEAR 2015

S/N	DETAILS OF EXPENDITURE	2015 ACTUAL EXPENDITURE
I	CONSOLIDATED SALARY	
	d. Executive	139,130,610.42
	e. Judiciary	30,235,226.16
	f. Legislative	218,783,049.74
	<b>SUB TOTAL</b>	<b><u>388,148,886.32</u></b>
II	PENSION AND GRATUITIES	
	d. Pension statutory	2,560,298,296.31
	e. Gratuities statutory	<u>3,732,409,839.93</u>
	Monetized benefits former Governor and Deputies	
	<b>SUB TOTAL</b>	<b>6,292,708,136.24</b>
III	OTHERS	
	a. 10% IGR share to Local Government	410,550,187.32
	b. 10% salary contribution SUBEB	415,313,560.00
	2.5% contribution to LGSPB	
	<b>SUB TOTAL</b>	<b>825,863,747.32</b>
	<b>GRAND TOTAL</b>	<b>7,506,720,769.88</b>

NOTE 17A

GRAND TOTAL SUMMARY FOR ACTUAL CAPITAL  
EXPENDITURE FOR THE YEAR 2015

S/N	DETAILS OF SECTOR:	SUB TOTAL	TOTAL AMOUNT FOR SECTORS
<b>I</b>	<b>ECONOMIC SECTOR</b>		
A	Agriculture and Natural Resources	3,519,845,056.25	
B	Manufacture	158,384,647.41	
C	Power	0.00	
D	Roads	0.00	
E	KASROMA	<u>6,141,689,765.25</u>	9,819,919,468.91
<b>II</b>	<b>SOCIAL SECTOR</b>		
A	Education	2,899,994,400.34	
B	Health	673,603,935.76	
C	Information	85,127,978.02	
D	Religious Affairs	<u>62,008,343.87</u>	3,720,734,657.99
<b>III</b>	<b>REGIONAL DEVELOPMENT SECTOR</b>		
A	Water Supply	407,620,857.59	
B	Housing and Transport	0.00	
C	Town and Country Planning	0.00	



S/N	DETAILS OF SECTOR:	SUB TOTAL	TOTAL AMOUNT FOR SECTORS
D	Rural and Social Development	441,978,141.39	
E	Youth and Sport	116,531,794.52	
F	Women Affairs	548,926,699.78	
G	Girl Child Education	62,912,000.00	
H	Community Development	516,864,710.75	
I	Finance	217,000,000.00	
J	Economic Affairs	0.00	
K	Resources Development	14,134,925.87	
L	Micro Small and Medium Enterprises	0.00	
M	Environment	1,027,619,773.82	3,353,588,903.72
IV	ADMINISTRATIVE SECTOR	2,513,490,851.81	2,513,490,851.81
V	JUDICIAL SECTOR	423,900,430.70	423,900,430.70
VI	LEGISLATIVE SECTOR	900,000,000.67	900,000,000.67
VII	MISCELLANEOUS	776,730,407.18	776,730,407.18
	<b>GRAND TOTAL CAPITAL EXPENDITURE FOR THE YEAR 2015</b>		<b>21,508,364,720.98</b>

## NOTE 17B

## SECTORIAL SUMMARY OF ACTUAL CAPITAL EXPENDITURE FOR THE YEAR 2015

S/N	SECTOR	AMOUNT (₦)
1	Economic Sector	9,819,919,468.91
2	Social Sector	3,720,734,657.99
3	Regional Development Sector	3,353,588,903.72
4	Administrative Sector	2,513,490,851.81
5	Judicial Sector	423,900,430.70
6	Legislative Sector	900,000,000.00
7	Miscellaneous	776,730,407.18
	<b>TOTAL FOR THE YEAR 2015</b>	<b>21,508,364,720.98</b>
	Add: Total below the line capital expenditure	
	<b>TOTAL</b>	<b>21,508,364,720.98</b>

NOTE 18

LOANS/LIABILITIES

I. SCHEDULE OF UNPAID QUARTERLY GRATUITY AND ACCRUED PENSION FOR THE YEAR 2015

S/N	QUARTER	AMOUNT	
1	Pension & Gratuity (1 <sup>st</sup> – 4 <sup>th</sup> Quarter of 2015)	2,826,222,240.65	
2	Contractors Arrears (MOW)	7,135,872,227.65	
	II Inherited liabilities	7,313,127,262.75	17,275,221,731.05
4	Bail Out Fund	11,086,630,000.00	<u>11,086,630,000.00</u>
	<b>SUB TOTAL</b>		<b>28,361,851,731.05</b>

NOTE 19

KATSINA STATE MINISTRY OF FINANCE INVESTMENT  
(MOFI) STOCK AS AT DECEMBER, 2015

S/N	COMPANIES/BANKS	HOLDING	PRICE	VALUED (₦)
1	First Bank Plc	2,068,737	3.08	6,371,709.96
2	Union Bank Plc	9,762	4.99	48,712.38
3	Access Bank Plc	30,000,000	5.63	168,900,000.00
4	Unity Bank Plc	1,086,779	0.68	739,009.72
5	Zenith Bank Plc	383,675	15.21	5,865,626.25
6	Flour Mill Nig. Plc	33,003	20.20	666,660.60
7	CCNN	6,750	5.50	37,125.00
8	Ja'iz Bank Plc	276,000,000	1.00	276,000,000.00
9	Forte Oil	800	137.87	110,296.00
10	Flour Mill Plc	37.00	20.02	747.40
11	FCMB	11,210	1.15	12,891.50
12	UBN Plc	830,874	4.99	4,146,061.00

REPORT OF THE ACCOUNTANT GENERAL WITH FINANCIAL STATEMENTS FOR THE YEAR ENDED 31<sup>ST</sup> DECEMBER, 2015

S/N	COMPANIES/BANKS	HOLDING	PRICE	VALUED
13	Unity Bank Plc	7,676,161	0.68	5,219,785.48
14	FCMB Plc	13,190	1.15	15,168.50
15	Jaiz Bank Plc	69,000,000	1.00	69,000,000.00
16	Kankara Pharmaceutical Kaolin Company	20,000,000	0.00	20,000,000.00
	<b>TOTAL</b>	<b>407,120,928</b>	<b>223.41</b>	<b>557,133,797.79</b>

**OFFICE OF THE ACCOUNTANT GENERAL**  
**NOTE 20A**  
**BANK BALANCES AS AT 31<sup>ST</sup> DECEMBER, 2015**

S/N	NAME OF ACCOUNT	AMOUNT (KSh)	NAME OF BANK	AMOUNT (KSh)
1	Main Account	5,083,941,192.03		
	Less: (i) Unpaid Releases	42,380,225.00		
	(ii) Approval Awaiting FAC	95,111,653.00	First Bank Plc	4,747,693,070.03
2	Refurbishing Loan Account		Keystone Ltd	880,275,874.27
3	Fertilizer Collection Account		Keystone Ltd	2,412,102,967.07
4	Ecological Funds Account		Main Street Bank Ltd	565,578.36
5	Interest on Ecological Funds A/C		IBTC Bank Plc	398,256,507.67
6	KTSG Housing Estate Kafe District		IBTC Bank Plc	8,616,249.91
7	Motor Vehicle Loan Account		UBA Plc	10,447,082.34
8	Fixed Deposit Interest A/C		UBA Plc	644,693.17
9	MOPJ SHARE SALES Account		GT Bank Plc	24,961,130.52
10	Security Escrow Account		FBN Bank Plc	34,752,210.41
11	Barhim Housing Estate Account		Access Bank Plc	21,139,266.85

REPORT OF THE ACCOUNTANT GENERAL WITH FINANCIAL STATEMENTS FOR THE YEAR ENDED 31<sup>ST</sup> DECEMBER, 2015

S/N	NAME OF ACCOUNT	NAME OF BANK	AMOUNT (K)
12	Makera Daura Road Housing Estate Account	Access Bank	21,139,266.85
13	Privatization A/C	Access Bank	233,163.07
14	Purchase of Grains A/C	Access Bank	690,118.06
15	Scholarship Escrow Account	Zenith Bank Plc	80,958.62
16	Katsina Motel Loan Repayment	Zenith Bank Plc	997,847.00
17	Motel Investment Account	Zenith Bank Plc	463,821.30
18	Housing Units Account	Zenith Bank Plc	3,887,442.48
19	Sales of Landed Properties	Zenith Bank Plc	750,000.00
20	SURE-P Account	Sterling Bank Plc	43,209,423.82
21	Salary Account (i)	UBA Bank Plc	18,597,719.79
22	Salary Account (ii)	UBA Bank Plc	-
23	Ja'iz Bank Plc	Ja'iz Bank Plc	-
24	Int. on Fixed Deposit Retention Account	GTB Bank Plc	8,286,622.91
25	State Board of Internal Revenue Account	First Bank Plc	1,100,764,558.89
26	Tech. Comm. On Sale of Landed Property	Unity Bank Plc	87,110,420.89
27	KTSG Counterpart Account	Sterling Bank Plc	106,946,985.23
28	Kabukawa Housing Estate	Sterling Bank Plc	96,878,458.68

REPORT OF THE ACCOUNTANT GENERAL WITH FINANCIAL STATEMENTS FOR THE YEAR ENDED 31<sup>ST</sup> DECEMBER, 2015

S/N	NAME OF ACCOUNT	NAME OF BANK	AMOUNT (₦)
29	Rent Deduction A/C	UBA Bank Plc	941,031,784.01
30	KTSG Retention Account	UBA Bank Plc	-
31	Refurbishing Loan Account	Keystone	-
32	Pension & Gratuity Account	GT Bank Plc	14,641,287.77
	Police Reform Account	FCMB	
	TREASURY (BTII)	Sterling Bank Plc	
	Retention Account	Sterling Bank Plc	
	<b>SUB-TOTAL</b>		<b>10,969,463,976.88</b>



NOTE 20B  
INTEREST

S/N	MONTHS	AMOUNT (₦)
	JANUARY	2,600,000,000.00
	FEBRUARY	5,374,007,342.55
	MARCH	1,426,000,000.00
	APRIL	523,902,128.00
	MAY	306,000,000.00
	JUNE	0.00
	JULY	0.00
	AUGUST	0.00
	<b>TOTAL</b>	<b>10,229,909,470.55</b>

## NOTE 20C

SCHEDULE OF FIXED DEPOSIT AS AT 31<sup>ST</sup> DECEMBER, 2015

S/N	INSTRUMENT	ISSUE	AMOUNT	TENOR	EFF. DATE	MATURITY DATE	RATE OF INT.	MATURITY INCOME	W.H.T 5%	V.A.T 5%	MATURITY VALUE	MATURITY INCOME
1	Term Deposit Cert.	PCMB (FINBANK)	0.00	30 days	28/12/2013	27/1/2014	5.50%	0.00	0.00	0.00	0.00	0.00
2	Term Deposit Cert.	PCMB (FINBANK)	0.00	30 days	26/12/2013	24/1/2014	5.50%	0.00	0.00	0.00	0.00	0.00
3	Term Deposit Cert.	PCMB (FINBANK)	0.00	30 days	29/12/2013	27/1/2014	5.50%	0.00	0.00	0.00	0.00	0.00
4	Term Deposit Cert.	PCMB (FINBANK)	0.00	30 days	21/12/2013	20/1/2014	5.50%	0.00	0.00	0.00	0.00	0.00
5	Term Deposit Cert.	PCMB (FINBANK)	0.00	30 days	13/12/2013	11/1/2014	5.50%	0.00	0.00	0.00	0.00	0.00
6	Term Deposit Cert.	Zenith	0.00	30 days	19/12/2013	17/1/2014	5.50%	0.00	0.00	0.00	0.00	0.00
7	Term Deposit Cert.	Zenith	0.00	30 days	17/12/2013	15/1/2014	5.50%	0.00	0.00	0.00	0.00	0.00
8	Term Deposit Cert.	Zenith	0.00	30 days	28/12/2013	26/1/2014	5.50%	0.00	0.00	0.00	0.00	0.00
9	Term Deposit Cert.	UBA	0.00	30 days	13/12/2013	11/1/2014	5.50%	0.00	0.00	0.00	0.00	0.00
10	Term Deposit Cert.	UBA	0.00	30 days	19/12/2013	17/1/2014	5.50%	0.00	0.00	0.00	0.00	0.00
11	Term Deposit Cert.	UBA	0.00	30 days	18/12/2013	16/1/2014	5.50%	0.00	0.00	0.00	0.00	0.00
12	Term Deposit Cert.	Eco B (Oceanic)	0.00	30 days	26/12/2013	24/1/2014	5.50%	0.00	0.00	0.00	0.00	0.00
13	Term Deposit Cert.	Eco B (Oceanic)	0.00	30 days	26/12/2013	24/1/2014	5.50%	0.00	0.00	0.00	0.00	0.00
14	Term Deposit Cert.	Eco B (Oceanic)	0.00	30 days	26/12/2013	24/1/2014	5.50%	0.00	0.00	0.00	0.00	0.00
15	Term Deposit Cert.	Eco Bank	0.00	30 days	19/12/2013	17/1/2014	5.50%	0.00	0.00	0.00	0.00	0.00
16	Term Deposit Cert.	PCMB	0.00	30 days	10/12/2013	8/1/2014	5.50%	0.00	0.00	0.00	0.00	0.00
17	Term Deposit Cert.	PCMB	0.00	30 days	10/12/2013	8/1/2014	5.50%	0.00	0.00	0.00	0.00	0.00
18	Term Deposit Cert.	PCMB	0.00	30 days	28/12/2013	26/1/2014	5.50%	0.00	0.00	0.00	0.00	0.00
19	Term Deposit Cert.	PCMB	0.00	30 days	30/12/2013	28/1/2014	5.50%	0.00	0.00	0.00	0.00	0.00
20	Term Deposit Cert.	Main street	0.00	30 days	9/12/2013	7/1/2014	5.50%	0.00	0.00	0.00	0.00	0.00
21	Term Deposit Cert.	Main street	0.00	30 days	30/12/2013	28/1/2014	5.50%	0.00	0.00	0.00	0.00	0.00
22	Term Deposit Cert.	Unity Bank	0.00	30 days	3/12/2013	1/1/2014	5.50%	0.00	0.00	0.00	0.00	0.00
23	Term Deposit Cert.	Keystone Bank	0.00	30 days	3/12/2013	1/1/2014	5.50%	0.00	0.00	0.00	0.00	0.00
24	Term Deposit Cert.	Sterling Bank	0.00	30 days	27/12/2013	25/1/2014	5.50%	0.00	0.00	0.00	0.00	0.00
25	Term Deposit Cert.	Diamond Bank	0.00	30 days	8/12/2013	6/1/2014	5.50%	0.00	0.00	0.00	0.00	0.00
26	Term Deposit Cert.	Diamond Bank	0.00	30 days	30/12/2013	29/1/2014	5.50%	0.00	0.00	0.00	0.00	0.00
27	Term Deposit Cert.	Fidelity	0.00	30 days	21/12/2013	19/1/2014	5.50%	0.00	0.00	0.00	0.00	0.00
28	Term Deposit Cert.	GTB	0.00	30 days	10/12/2013	8/1/2014	5.50%	0.00	0.00	0.00	0.00	0.00
29	Term Deposit Cert.	GTB	0.00	30 days	16/12/2013	14/1/2014	5.50%	0.00	0.00	0.00	0.00	0.00
30	Term Deposit Cert.	Sky Bank	0.00	30 days	26/12/2013	24/1/2014	5.50%	0.00	0.00	0.00	0.00	0.00
31	Term Deposit Cert.	Stanbic IBYC	0.00	30 days	20/12/2013	18/1/2014	5.50%	0.00	0.00	0.00	0.00	0.00
32	Term Deposit Cert.	Union Bank	0.00	30 days	7/12/2013	5/1/2014	5.50%	0.00	0.00	0.00	0.00	0.00
	<b>TOTAL</b>						5.50%	0.00	0.00	0.00	0.00	0.00

## NOTE 21

PAYMENT MADE INTO THE SALE OF LANDED  
PROPERTIES ACCOUNT FOR THE YEARS 2016

S/N	DATE OF PAYMENTS	PAYER'S NAME	AMOUNT (₦)
1	20/9/2015	Alh. Nura	610,420.89
2	24/9/2015	Abubakar M. Muktar	8,000,000.00
3	24/9/2015	Paki M. Motors	20,000,000.00
4	25/9/2015	Alh. Dr. Magaji M. Paki	1,500,000.00
5	25/9/2015	Habibullah Bureau De Change	7,000,000.00
6	4/10/2015	Habibullah Bureau De Change	2,000,000.00
7	4/10/2015	Basale Enterprise	750,000.00
8	4/10/2015	Malam Karami	13,000,000.00
9	4/10/2015	Magaji M. Paki	23,000,000.00
10	10/10/2015	Paki Berueau De Change	11,700,000.00
11	10/10/2015	Alh. Magaji M. Paki	300,000.00
	<b>TOTAL</b>		<b>87,860,420.89</b>

NOTE 22

WORLD BANK GROUP MULTILATERAL DEBT  
STOCK AS AT 31<sup>ST</sup> DECEMBER, 2016

S/N	CREDITORS	DATE	PROJECT	US DOLLER	NAIRA
1	AFDF	13/10/2003	Health System	4,193,861.73	652,145,499.02
2	BADDEA	1/1/2009	Small Earth Dam (Const. % Reb.)	603,948.00	93,913,914.00
3	IDA	1/3/1965	Education Project	19,114.00	2,972,227.00
4	IDA	14/12/1992	Multi State Water (50%)	36,516,386.92	5,678,298,166.06
5	IDA	9/9/2003	Universal Basic Education	2,833,575.64	440,621,012.02
6	IDA	19/3/2004	Health System Development	1,891,839.81	292,181,090.46
7	IDA	16/3/2004	Local Empowerment & Environment	7,414,743.18	1,152,992,564.49
8	IDA	22/12/2005	HIV/AIDS Programme	2,066,019.26	321,265,994.93
9	IDA	15/4/2009	Third National Fadama Dev. Project	4,397,640.14	683,833,041.77
10	IDA	21/4/2011	Second HIV/AIDS Programme	3,054,601.14	474,990,564.35
11	IFAD	13/9/1991	Agric. & Comm. Dev. Project (100%)	8,381,734.37	1,303,359,694.54
12	IFAD	24/10/2002	Community Based Agric. And Rural Dev.	2,956,146.19	459,680,732.55
	<b>TOTAL</b>			<b>74,329,610.38</b>	<b>11,556,254,501.19</b>

## NOTE 23

DEPT SPECIFICATION AS AT 31<sup>ST</sup> DECEMBER, 2016

S/N	DETAILS OF DEBT	AMOUNT (₦)
1	Take off grant to facilitate the commencement of production by Kankia	5,000,000.00
2	Metal Works	25,610,647.42
3	Rehabilitation of Daura Motel Hotels	3,000,000.00
4	Loan to Volcanizers	4,180,000.00
5	Skill Acquisition Centre Training For Youth in KITS Metropolis	149,500,000.00
6	Materials for distribution to some women	286,500,000.00
	Wrappers to distributes to women	200,000.00
	Soft loan to 1700 women @100,000 each	4,700,000.00
7	Mixing and locally Bakery Machines at Daura women Bakery Centre	50,000,000.00
	Women sensitization	28,170,000.00
	Women Enlightenment	70,740,000.00
	Exigencies holding meeting diff. women	70,000,000.00
	Women Empowerment Programme	18,000,000.00
	Distribution of detergent, under wear and Hijab	1,000,000.00
8	300 women in two days sensitization	26,700,000.00
	Sensitization for women of KST/FTA Area	4,330,000.00
	<b>TOTAL DEBT AS AT 31<sup>ST</sup> DECEMBER, 2015</b>	<b>947,430,647.41</b>

NOTE 24

PROCEEDS FROM SALES OF FERTILIZER

S/N	MONTHS	AMOUNT (N)
1	JANUARY	0.00
2	FEBRUARY	0.00
3	MARCH	0.00
4	APRIL	0.00
5	MAY	0.00
6	JUNE	0.00
7	JULY	0.00
8	AUGUST	0.00
9	SEPTEMBER	0.00
10	OCTOBER	0.00
11	NOVEMBER	0.00
12	DECEMBER	880,275,874.27
	<b>TOTAL</b>	<b>880,275,874.27</b>

NOTE 25

MASS HOUSING SCHEME RECOVERIES

S/N	MONTHS	AMOUNT (₦)
1	JANUARY	2,778,582.05
2	FEBRUARY	643,359.03
3	MARCH	1,573,788.01
4	APRIL	1,563,893.26
5	MAY	7,548,799.87
6	JUNE	1,545,204.92
7	JULY	530,940.96
8	AUGUST	531,253.55
9	SEPTEMBER	3,047,141.95
10	OCTOBER	20,756,980.11
11	NOVEMBER	151,206.46
12	DECEMBER	552,181.94
	<b>TOTAL</b>	<b>41,223,332.11</b>

NOTE 26

1	FEDERAL GOVERNMENT BAIL OUT	11,086,630,000.00
---	-----------------------------	-------------------