



***2022 KATSINA STATE  
ACCOUNTANT GENERAL'S  
REPORT***

***FINANCIAL STATEMENTS FOR THE YEAR ENDED 31<sup>ST</sup>  
DECEMBER, 2022***

**MARCH 2023**



[Www.katsinastate.gov.ng](http://www.katsinastate.gov.ng)





# OFFICE OF THE AUDITOR GENERAL FOR THE STATE

Justice Muh'd Bello Road GRA  
Private Mail Bag 2114,  
Katsina,  
Katsina State,  
Nigeria.

Ref No:.....

Date:.....

Email: [auditorgenkt@gmail.com](mailto:auditorgenkt@gmail.com).

## **AUDIT CERTIFICATE**

*The Financial Statements and Accounts of the Government of Katsina State of Nigeria for the year ended 31<sup>st</sup> December, 2022 have been audited in accordance with section 125 subsection 2 of the Constitution of the Federal Republic of Nigeria 1999 (as amended) and the Katsina State Audit Law No.12 of 2021 (as amended)*

*The audit was conducted in accordance with International Standards on Auditing and INTOSAI Auditing Standards.*

*In the course of the audit, I evaluated the overall adequacy of the information presented in the Consolidated Statement of Financial Performance and Consolidated Statement of Financial Position of Katsina State Government, Consolidated Statement of Cash flow, Consolidated Statement of Changes in Net Asset/Equity and Notes to the Account which were prepared in accordance with International Public Sector Accounting Standards (IPSAS) Accrual as described in Note 1 to 31. I have obtained information and explanation that to the best of my knowledge was relevant and necessary for the purposes of the audit. This audit has provided me with reasonable evidences and assurances which formed the basis for my independent opinion.*

*In my opinion, the Financial Statements which are in agreement with the books of accounts and records show a true and fair view of the Financial Position of the Government of Katsina State for the year ended December 31<sup>st</sup> 2022 and the transactions for the fiscal year ended on that date.*

### **Special Opinion**

*The State is eligible to receive performance-based grant financing from the Federal Government subject to performance against predefined criteria in the World Bank Assisted States Fiscal Transparency, Accountability and Sustainability Program for Results (SFTAS PforR). The expenditure framework (and receipts) are detailed in Note 1 to 31 in the attached Consolidated Statement of Financial Performance and Consolidated Statement of Financial Position of Katsina State Government*

*In my opinion, Note 1 to 31 presents fairly, in all material respects, the expenditures incurred (and funds received) against the SFTAS Program by the State for the year ended December 31<sup>st</sup>,2022 as required in accordance with IPSAS Accrual as described in Note 1 to 31.*

**Dr. Anas Tukur A.** (FCNA, ACTI, CCrFA, FICEN,SRF),  
Auditor General,  
Katsina.State



# **OFFICE OF THE ACCOUNTANT GENERAL**

## **MINISTRY OF FINANCE**

**Address: Garba Ja Abdulkadir State Secretariat Complex, IBB Way, Dandagoro  
Katsina, P.M.B 2160, Katsina State.**

**Email Address: [officeoftheaccountantgen.kts@yahoo.com](mailto:officeoftheaccountantgen.kts@yahoo.com)**

---

### ***FINANCIAL STATEMENT RESPONSIBILITY***

*The 2022 Katsina State Financial Statements have been prepared in accordance with the provisions of the Financial (Control Management) Act 1958 Cap 144 LFN as amended. The Financial Statements are in Compliance with generally accepted accounting principles, practice and other Government accounting regulations and pronouncements. Also, to a large extent, the financial statement was prepared in accordance to International Public Sector Accounting Statement (IPSAS) as issued by INTERNATIONAL PUBLIC SECTOR ACCOUNTING STANDARD BOARD (IPSASB) and financial reporting council of Nigeria (FRCN).*

*In fulfillment of the accounting and reporting responsibilities, the Accountant General is responsible for establishing and maintaining an adequate system of internal control designed to provide reasonable assurance that the transactions recorded are within Statutory authority and properly recorded the use of all public financial resources by the Government.*

*The financial statements are prepared in Accordance with IPSAS on Accrual basis (IPSAS) With exemptions due to non-Completion of valuation of the State Assets, as such some transitional exemptions where observed.*

*MALIK ANAS*  
*24/3/2023*

**MALIK ANAS** FCNA, FCIT, MNIM, FRC/2015/00000012159  
**ACCOUNTANT GENERAL**  
**KATSINA STATE.**

## KATSINA STATE GOVERNMENT OF NIGERIA

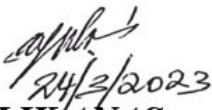
## CONSOLIDATED STATEMENT OF FINANCIAL PERFORMANCE FOR THE YEAR ENDED 31/12/2022

PREVIOUS YEAR ACTUAL 2021	DETAILS	NOTES	ACTUAL 2022 N	FINAL BUDGET 2022 N	INITIAL/ORIGINAL BUDGET N	SUPPLEMENTARY BUDGET 2022 N	VARIANCE ON FINAL BUDGET N
	<b>Revenue:</b>						
48,527,518,198.31	Share of FAAC	1	50,882,983,862.73	85,434,498,318.00	85,434,498,318.00	-	34,551,514,455.27
26,160,863,020.64	VAT	2	31,572,943,764.69	29,521,250,000.00	29,521,250,000.00	-	(2,051,693,764.69)
	Electronic Money Transfer Levy	2A	1,421,122,887.14	-	-	-	(1,421,122,887.14)
11,153,401,551.49	Tax Revenue	3	8,219,297,652.61	13,210,000,000.00	13,210,000,000.00	-	4,990,702,347.39
	Refund From FGN	3A	3,370,177,144.12	-	-	-	(3,370,177,144.12)
5,040,411,825.54	Non Tax Revenue	4	4,545,713,281.76	37,808,469,743.00	37,808,469,743.00	-	33,262,756,461.24
75,547,611.65	Investment Income	5	56,108,108.27	256,454,032.00	256,454,032.00	-	200,345,923.73
-	Interest Earned	6	-	116,632,000.00	116,632,000.00	-	116,632,000.00
23,096,339,529.95	Capital Receipts	7	13,020,234,855.00	76,586,070,659.00	76,586,070,659.00	-	63,565,835,804.00
23,721,825,269.64	Other Revenue: SUKUK	9	8,374,183,312.50	25,000,000,000.00	25,000,000,000.00	-	16,625,816,687.50
	BRIDGING	9A	15,035,902,285.70	12,152,124,813.00	12,152,124,813.00	-	(2,883,777,472.70)
6,249,999,896.00	Reserve From Special Fund Acct.	9B	-	-	-	-	-
-	SURE-P	9C	4,705,550,859.39	-	-	-	(4,705,550,859.39)
16,832,105,138.87	Grant	7	18,155,046,169.59	17,902,365,205.00	17,902,365,205.00	-	(252,680,964.59)
1,775,304,721.54	Transfer From LGAs	10	2,281,599,550.53	2,115,000,000.00	2,115,000,000.00	-	(166,599,550.53)
1,223,310,000.00	SFTAS	8	11,498,325,838.33	8,747,000,000.00	8,747,000,000.00	-	(2,751,325,838.33)
<b>163,856,626,763.63</b>	<b>Total Revenue (A)</b>		<b>173,139,189,572.36</b>	<b>308,849,864,770.00</b>	<b>308,849,864,770.00</b>	<b>-</b>	<b>135,710,675,197.64</b>
	<b>Expenditure:</b>						
31,722,036,508.78	Salary & Wages	11	32,277,231,460.49	36,645,511,805.00	36,091,911,805.00	-	3,814,680,344.51
6,824,400,399.94	Social Benefits	12	8,255,104,205.84	12,031,091,376.00	12,031,091,376.00	-	3,775,987,170.16
16,193,624,878.09	Overhead Cost (Recurrent)	13	25,904,154,148.66	52,073,189,898.00	51,988,557,178.00	-	26,084,403,029.34
431,979,390.00	Grants & Contribution	14	472,661,496.00	835,636,000.00	835,636,000.00	-	362,974,504.00
9,500,610,959.81	Depreciation Charges	15	30,540,571,163.40	-	-	-	(30,540,571,163.40)
16,852,390,984.13	Aids and Grants	7	25,973,921,945.35	-	-	-	(25,973,921,945.35)
12,935,205,729.60	Public Debt Charges (Loan Repayment)	16	21,869,517,596.80	21,898,761,491.00	21,898,761,491.00	-	29,243,894.20
282,470,950.00	Transfer To Other MDA's	18	366,896,675.50	-	-	-	(366,896,675.50)
4,154,674,707.77	Transfer to Revenue Generating MDA's	18A	3,233,283,091.27	3,862,440,857.00	3,862,440,857.00	-	629,157,765.73
-	Other Expenditure (Transfer to JAAC Acct.)	27	-	0	0	-	-
681,276,262.90	COST OF IGR COLLECTION (BOIR)	31	953,797,653.66	2,739,190,400.00	2,739,190,400.00	-	1,785,392,746.34
<b>99,578,670,771.02</b>	<b>Total Expenditure (B)</b>		<b>149,847,139,436.97</b>	<b>130,085,821,827.00</b>	<b>129,447,589,107.00</b>	<b>(638,232,720.00)</b>	<b>(20,399,550,329.97)</b>
<b>64,277,955,992.61</b>	<b>Surplus From Operating Activities C= (A-B)</b>		<b>23,292,050,135.39</b>	<b>178,764,042,943.00</b>	<b>179,402,275,663.00</b>	<b>638,232,720.00</b>	<b>156,110,225,527.61</b>
19,287,274.63	Proceed From Sales of Housing	17	11,840,831.72	1,894,206,191.00	1,894,206,191.00	-	1,882,365,359.28
623,243,191.82	Gains on Disposal of Assets	19	1,463,746,708.63	52,150,000.00	52,150,000.00	-	(1,411,596,708.63)
<b>642,530,466.45</b>	<b>Total Non Operating Revenue/Expenses (D)</b>		<b>1,475,587,540.35</b>	<b>1,946,356,191.00</b>	<b>1,946,356,191.00</b>	<b>-</b>	<b>470,768,650.65</b>
<b>64,920,486,459.06</b>	<b>Surplus From Ordinary Activities E=(C+D)</b>		<b>24,767,637,675.74</b>	<b>180,710,399,134.00</b>	<b>181,348,631,854.00</b>	<b>638,232,720.00</b>	<b>156,580,994,178.26</b>
<b>64,920,486,459.06</b>	<b>Net Surplus for the Year G=(E-F)</b>		<b>24,767,637,675.74</b>	<b>180,710,399,134.00</b>	<b>181,348,631,854.00</b>	<b>638,232,720.00</b>	<b>156,580,994,178.26</b>

*Malik Anas* 23/03/2023  
**MALIK ANAS** FCNA, FCIT, MNIM, FRC/2015/00000012159  
**ACCOUNTANT GENERAL, KATSINA STATE.**

**KATSINA STATE GOVERNMENT OF NIGERIA**  
**CONSOLIDATED STATEMENT OF FINANCIAL POSITION (BALANCE SHEET) AS AT 31/12/2022**

<b>Assets</b>	<b>REF.</b>	<b>NOTES</b>	<b>2022</b>	<b>ACTUAL 2021</b>
<b>Current Assets</b>			<b>N</b>	<b>N</b>
Cash & Cash Equivalents		20	33,901,854,002.50	31,591,845,779.36
Receivables		21	31,375,970,022.24	-
<b>Total Current Assets(A)</b>			<b>65,277,824,024.74</b>	<b>31,591,845,779.36</b>
<b>Non Current Asset</b>				
Long Term Loans Granted		22		
Investment		23	5,527,817,077.15	5,527,965,459.30
Property Plant & Equipment		29	297,953,519,701.66	233,426,366,974.72
Investment Property		25	1,463,735,587.84	1,409,247,868.84
Other Assets		27	-	-
<b>Total Non Current Assets (B)</b>			<b>304,945,072,366.65</b>	<b>240,363,580,302.86</b>
<b>Total Assets [C]</b>			<b>370,222,896,391.39</b>	<b>271,955,426,082.22</b>
<b>Liabilities</b>				
<b>Current Liabilities</b>				
Payables		26	6,462,229,633.01	10,574,167,215.87
<b>Total Current Liabilities (D)</b>			<b>6,462,229,633.01</b>	<b>10,574,167,215.87</b>
Borrowings		28	64,274,082,346.45	75,907,597,905.74
<b>Total Non Current Liabilities (E)</b>			<b>64,274,082,346.45</b>	<b>75,907,597,905.74</b>
<b>Total Liabilities F= (D+E)</b>			<b>70,736,311,979.46</b>	<b>86,481,765,121.61</b>
<b>Net Assets G=(C-F)</b>			<b>299,486,584,411.93</b>	<b>185,473,660,960.61</b>
ACCUMULATE SURPLUS			164,112,684,213.64	46,128,614,422.71
REVALUATION RESERVES			135,373,900,198.29	139,345,046,537.90
<b>NET ASSET/EQUITY</b>			<b>299,486,584,411.93</b>	<b>185,473,660,960.61</b>

  
 24/3/2023  
**MALIK ANAS** FCNA, FCIT, MNIM, FRC/2015/00000012159  
**ACCOUNTANT GENERAL**  
**KATSINA STATE.**

**KATSINA STATE GOVERNMENT OF NIGERIA**  
**CONSOLIDATED STATEMENT OF CASHFLOW FOR THE YEAR ENDED 31/12/2022**

	NOTE	2022	ACTUAL 2021
CASH FLOW FROM OPERATING ACTIVITES		N	N
<b>Inflows</b>			
Share of FAAC	1	50,882,983,862.73	48,527,518,198.31
Share of VAT	2	31,572,943,764.69	26,160,863,020.64
Electronic Money Transfer Levy	2A	1,421,122,887.14	-
Tax Revenue	3	8,219,297,652.61	11,153,401,551.49
Refund From Special Fund Acct.	3A	3,370,177,144.12	-
Non Tax Revenue	4	4,545,713,281.76	5,040,411,825.54
Capital Receipts	7	13,020,234,855.00	23,096,339,529.95
Reserve From Special Fund Acct.	9B	-	6,249,999,896.00
SURE-P	9C	4,705,550,859.39	-
Grant	7	18,155,046,169.59	16,832,105,138.87
Transfer From LGAs	10	2,281,599,550.53	1,775,304,721.54
Interest on Deposit	6	-	-
Gains on Disposal of Assets	19	1,463,746,708.63	623,243,191.82
SFTAS	8	11,498,325,838.33	1,223,310,000.00
<b>Total inflows from operating activities =A</b>		<b>151,136,742,574.52</b>	<b>140,682,497,074.16</b>
<b>Outflows:</b>			
Salaries & Wages	11	32,277,231,460.49	31,722,036,508.78
Social Benefits	12	8,255,104,205.84	6,824,400,399.94
Overhead Cost (Recurrent)	13	25,904,154,148.66	16,193,624,878.09
Grants & Contributions	14	472,661,496.00	431,979,390.00
Transfer to Other MDA's	18	366,896,675.50	282,470,950.00
Transfer to Revenue Generating MDA's	18A	3,233,283,091.27	4,154,674,707.77
Aids and Grants	7	16,107,331,610.63	16,852,390,984.13
Cost of IGR Collection (BOIR)	31	953,797,653.66	681,276,262.90
Capital Receipts Expenditure	7	9,866,590,334.72	-
<b>Total outflow from operating activities =B</b>		<b>97,437,050,676.77</b>	<b>77,142,854,081.61</b>
<b>Net cashflow from operating activities =C (A-B)</b>		<b>53,699,691,897.75</b>	<b>63,539,642,992.55</b>
<b>CASH FLOW FROM INVESTING ACTIVITES</b>			
Dividend Received	5	56,108,108.27	75,547,611.65
Purchase & Const. of PPE	30	(67,971,217,301.37)	(57,348,807,707.13)
<b>Net cashflow from investing activities</b>		<b>(67,915,109,193.10)</b>	<b>(57,273,260,095.48)</b>
<b>Cashflow From Financing Activities</b>			
Other Revenue: SUKUK	9	8,374,183,312.50	20,714,644,812.50
BRIDGING	9A	15,035,902,285.70	3,007,180,457.14
Proceed From Sales of Housing	17	11,840,831.72	19,287,274.63




Repayment of Borrowings	16	(21,869,517,596.80)	(12,935,205,729.60)
<b>Net Cashflow from financing activities</b>		<b>1,552,408,833.12</b>	<b>10,805,906,814.67</b>
<b>Net Cashflow From All Activities</b>		<b>(12,663,008,462.23)</b>	<b>17,072,289,711.74</b>
Cash & Its Equivalent as at 1/1/2022		20,876,790,434.90	3,804,500,723.16
Cash & Its Equivalent as at 31/12/2022		<b>8,213,781,972.67</b>	<b>20,876,790,434.90</b>

*Malik Anas*  
24/2/2023

**MALIK ANAS** FCNA, FCIT, MNIM, FRC/2015/00000012159  
**ACCOUNTANT GENERAL**  
**KATSINA STATE.**

KATSINA STATE GOVERNMENT OF NIGERIA					
CONSOLIDATED STATEMENT OF CHANGES IN NET ASSETS/EQUITY FOR THE YEAR ENDED 31/12/2021					
		REVALUATION RESERVES	TRANSLATION RESERVE	ACCUMULATED SURPLUS/DEFICITS	TOTAL
		N		N	N
Balance as at 1/1/2021				74,424,560,078.84	74,424,560,078.84
Surplus on Revaluation of Property		46,102,920,202.40			46,102,920,202.40
Surplus on Revaluation of Investments		25,694,220.31			25,694,220.31
Statement of Financial Performance				64,920,486,459.06	64,920,486,459.06
<b>Balance as at 31/12/2021</b>		<b>46,128,614,422.71</b>		<b>139,345,046,537.90</b>	<b>185,473,660,960.61</b>

CONSOLIDATED STATEMENT OF CHANGES IN NET ASSETS/EQUITY FOR THE YEAR ENDED 31/12/2022					
		REVALUATION RESERVES	TRANSLATION RESERVE	ACCUMULATED SURPLUS/DEFICITS	TOTAL
		N		N	N
Balance as at 1/1/2022		46,128,614,422.71		139,345,046,537.90	<b>185,473,660,960.61</b>
Surplus on Revaluation of Property		89,214,245,025.57		-	<b>89,214,245,025.57</b>
Surplus on Revaluation of Investments		31,040,750.00			<b>31,040,750.00</b>
Statement of Financial Performance				24,767,637,675.74	<b>24,767,637,675.74</b>
<b>Balance as at 31/12/2022</b>		<b>135,373,900,198.29</b>		<b>164,112,684,213.64</b>	<b>299,486,584,411.93</b>

  
 24/3/2023  
**MALIK ANAS** FCNA, FCIT, MNIM, FRC/2015/00000012159  
**ACCOUNTANT GENERAL**  
**KATSINA STATE.**

**NOTES TO FINANCIAL STATEMENT FOR THE YEAR ENDED 31 DECEMBER, 2022**  
**BREAKDOWN OF SHARE OF FAAC (STATUTORY ALLOCATION)**

2022

NOTE 1	1a	1b	1c	1d	1e	1f	1g	1h	1j	
MONTH	NET RECEIPTS	DEDUCTION FROM FAAC	EXCHANGE DIFFERENCE	OTHER FAAC	FOREX EQUALIZATION	EXCESS BANK CHARGES	AVA TRUSTEE LTD	NON OIL REVENUE	MINERAL REVENUE	TOTAL
	N	N	N	N	N	N	N	N	N	N
JANUARY	2,555,640,924.66	1,536,505,144.39	39,373,001.43	-	-	-	403,332,755.57	-	-	4,534,851,826.05
FEBRUARY	539,614,897.46	1,478,625,537.23	39,052,924.09	-	-	-	-	842,821,805.94	-	2,900,115,164.72
MARCH	1,264,764,053.92	1,452,226,352.47	0.00	-	-	63,037,953.34	-	674,257,444.75	-	3,454,285,804.48
APRIL	2,553,479,648.97	1,498,541,047.49	0.00	287,773,921.59	-	-	-	-	-	4,339,794,618.05
MAY	2,106,683,323.41	1,467,992,310.82	0.00	11,006,426.50	-	-	74,937,988.96	-	-	3,660,620,049.69
JUNE	1,585,919,985.40	1,459,067,800.49	0.00	168,564,361.19	-	-	-	-	-	3,213,552,147.08
JULY	3,309,878,436.42	1,504,087,345.73	0.00	-	-	-	-	-	-	4,813,965,782.15
AUGUST	4,704,450,988.33	1,544,059,053.35	0.00	-	-	-	-	-	-	6,248,510,041.68
SEPTEMBER	2,095,733,685.80	1,469,120,220.07	0.00	-	-	-	-	-	168,564,361.19	3,733,418,267.06
OCTOBER	2,352,128,377.20	1,477,549,744.58	0.00	-	-	-	-	-	505,693,083.56	4,335,371,205.34
NOVEMBER	1,931,295,852.72	1,465,211,887.20	43,304,182.80	-	-	-	-	-	589,975,264.16	4,029,787,186.88
DECEMBER	3,798,046,653.00	1,514,244,211.11	53,574,363.66	252,846,541.78	-	-	-	-	-	5,618,711,769.55
<b>TOTAL</b>	<b>28,797,636,827.29</b>	<b>17,867,230,654.93</b>	<b>175,304,471.98</b>	<b>720,191,251.06</b>	<b>0.00</b>	<b>137,975,942.30</b>	<b>403,332,755.57</b>	<b>1,517,079,250.69</b>	<b>1,264,232,708.91</b>	<b>50,882,983,862.73</b>

## NOTES

NOTE 2	DETAILS OF GOVERNMENT SHARE OF VAT			
	MONTHS	NET RECEIPT		TOTAL
		N	N	N
	JANUARY	2,580,047,234.80		2,580,047,234.80
	FEBRUARY	2,582,893,357.51		2,582,893,357.51
	MARCH	2,268,053,093.61		2,268,053,093.61
	APRIL	2,767,839,368.74		2,767,839,368.74
	MAY	2,304,340,882.63		2,304,340,882.63
	JUNE	2,660,881,348.33		2,660,881,348.33
	JULY	2,602,753,227.17		2,602,753,227.17
	AUGUST	2,380,504,476.06		2,380,504,476.06
	SEPTEMBER	3,029,301,085.50		3,029,301,085.50
	OCTOBER	2,594,614,110.59		2,594,614,110.59
	NOVEMBER	2,915,726,158.61		2,915,726,158.61
	DECEMBER	2,885,989,421.14		2,885,989,421.14
	<b>TOTAL</b>	<b>31,572,943,764.69</b>		<b>31,572,943,764.69</b>

NOTE 2A	ELECTRONIC MONEY TRANSFER LEVY	2022	2021
	JUNE	1,303,781,487.29	
	OCTOBER	117,341,399.85	
	<b>TOTAL</b>		<b>1,421,122,887.14</b>

NOTES

NOTE 3	TAX REVENUE	2022			ACTUAL 2021
		N ACTUAL	N BUDGET	N VARIANCE	
	022000800100-BOARD OF INTERNAL REVENUE	7,933,641,694.45	11,500,000,000.00	3,566,358,305.55	7,315,286,858.79
	022000800100-BOARD OF INTERNAL REVENUE	1,816,233.74	50,000,000.00	48,183,766.26	33,871,803.98
	022000800100-BOARD OF INTERNAL REVENUE	179,167,501.92	560,000,000.00	380,832,498.08	132,681,962.61
	022000700100 - ACCOUNTANT GENERAL OFFICE	-	1,000,000,000.00	1,000,000,000.00	9,068,380.00
	021511500100 - LIVESTOCK & GRAZING RES.	2,949,580.00	100,000,000.00	97,050,420.00	15,723,517.16
	Other (Difference b/w Statement and IGR Submission)	101,722,642.50	-	(101,722,642.50)	-
	Direct Assessment (WHT on Contract)	-	-	-	176,167,553.95
	established liabilities on PAYE	-	-	-	3,470,601,475.00
	<b>TOTAL</b>	<b>8,219,297,652.61</b>	<b>13,210,000,000.00</b>	<b>4,990,702,347.39</b>	<b>11,153,401,551.49</b>
NOTE 3A	REFUND FROM FGN	2022		2021	
		N		N	N
	SEPTEMBER	1,685,088,572.06			
	DECEMBER	1,685,088,572.06			
	<b>TOTAL</b>	<b>3,370,177,144.12</b>			
NOTE 4	NON TAX REVENUE	2022			ACTUAL 2021
		ACTUAL	BUDGET	VARIANCE	
	<b>FINES</b>	N	N	N	N
	011101000100-PUBLIC PROCUREMENT	-	20,000,000.00	20,000,000.00	16,370,400.00
	026000100100 - MIN OF LANDS & SURVEY	-	1,500,000.00	1,500,000.00	-
	031805100100 - HIGH COURT OF JUSTICE	12,085,700.00	20,000,000.00	7,914,300.00	11,793,325.00
	031805300100 - SHARIA COURT OF APPEAL	-	500,000.00	500,000.00	-
	026000200100 - SURVEYOR GENERAL	527,160.00	200,000.00	(327,160.00)	308,341.83
	<b>SUB TOTAL</b>	<b>12,612,860.00</b>	<b>42,200,000.00</b>	<b>29,587,140.00</b>	<b>28,472,066.83</b>
	<b>FEES</b>				
	022000800100-BOIR	43,507,981.29	236,000,000.00	192,492,018.71	27,535,805.48
	022000800100-BOIR	9,412,168.75	50,000,000.00	40,587,831.25	18,205,274.98
	022000800100-BOIR	2,303,845.00	50,000,000.00	47,696,155.00	5,017,061.49
	011101000100-PUBLIC PROCUREMENT	44,262,130.59	2,000,460,999.00	1,956,198,868.41	76,836,069.67
	011101000100-PUBLIC PROCUREMENT	354,243,724.28	200,000,000.00	(154,243,724.28)	-
	021500100100 - MIN OF AGRIC	1,786,150.00	20,000,000.00	18,213,850.00	3,800,900.00
	021500100100 - MIN OF AGRIC	2,101,000.00	4,075,000.00	1,974,000.00	1,641,500.00
	021500100100 - MIN OF AGRIC	-	30,000,000.00	30,000,000.00	-
	021511500100 - LIVESTOCK & GRAZING RES.	1,362,400.00	2,000,000.00	637,600.00	1,056,600.00
	021511500100 - LIVESTOCK & GRAZING RES.	-	7,000,000.00	7,000,000.00	-
	021511500100 - LIVESTOCK & GRAZING RES.	650,200.00	20,000,000.00	19,349,800.00	-

NOTES

052100100100 - MIN OF HEALTH	-	9,750,000.00	9,750,000.00	-
052100100100 - MIN OF HEALTH	-	1,950,000.00	1,950,000.00	-
052111300200 - DRUGS & MEDICAL SUPPLY	-	1,500,000.00	1,500,000.00	-
052111300200 - DRUGS & MEDICAL SUPPLY	-	400,000.00	400,000.00	-
052111300100 - DRUGS & NARCORTICS	380,000.00	1,000,000.00	620,000.00	360,000.00
023400100100 - MIN OF WORKS	663,750.00	500,000.00	(163,750.00)	-
011100700100 - DE&SI	-	500,000.00	500,000.00	-
011100700100 - DE&SI	-	300,000.00	300,000.00	-
012300100100 - MIN OF INFORMATION	666,000.00	4,265,000.00	3,599,000.00	680,000.00
012301300100 - GOVERNMENT PRINTING	791,250.00	50,000,000.00	49,208,750.00	-
012500500100 - DEPT OF ESTABLISHMENT	21,900.00	30,000.00	8,100.00	-
012500500100 - DEPT OF ESTABLISHMENT	4,000.00	154,000.00	150,000.00	11,600.00
012500500100 - DEPT OF ESTABLISHMENT	4,500.00	724,000.00	719,500.00	12,000.00
012500500100 - DEPT OF ESTABLISHMENT	7,000.00	12,000.00	5,000.00	35,900.00
012500500200 - DEPT OF HUMAN CAP DEV.	-	500,000.00	500,000.00	-
014000200200 -AUDITOR GEN FOR L.G	-	200,000.00	200,000.00	150,000.00
014000100100 -AUDITOR GEN FOR STATE	-	500,000.00	500,000.00	-
026000100100 - MIN OF LANDS & SURVEY	22,156,002.29	10,000,000.00	(12,156,002.29)	-
026000100100 - MIN OF LANDS & SURVEY	4,433.32	5,000,000.00	4,995,566.68	-
026000100100 - MIN OF LANDS & SURVEY	33,714,514.03	1,100,000,000.00	1,066,285,485.97	-
026000100100 - MIN OF LANDS & SURVEY	6,144,638.84	15,000,000.00	8,855,361.16	2,031,317.00
026000100100 - MIN OF LANDS & SURVEY	190,000.00	20,000,000.00	19,810,000.00	-
026000100100 - MIN OF LANDS & SURVEY	5,149,230.69	510,000,000.00	504,850,769.31	50,770,497.34
026000100100 - MIN OF LANDS & SURVEY	62,000.00	10,000,000.00	9,938,000.00	13,813,419.65
031805100100 - HIGH COURT OF JUSTICE	27,908,461.00	25,000,000.00	(2,908,461.00)	1,280,920.00
031805100100 - HIGH COURT OF JUSTICE	-	25,000,000.00	25,000,000.00	-
031805300100 - SHARIA COURT OF APPEAL	2,292,100.00	2,200,000.00	(92,100.00)	1,960,100.00
031805300100 - SHARIA COURT OF APPEAL	389,550.00	300,000.00	(89,550.00)	44,300.00
022200100100 - MIN OF COMMERCE	13,733,200.00	80,000,000.00	66,266,800.00	15,107,547.00
022200100100 - MIN OF COMMERCE	-	10,000,000.00	10,000,000.00	-
022200200100 - KIPA	-	70,000,000.00	70,000,000.00	-
051700100100 - MIN OF EDUCATION	-	12,500,000.00	12,500,000.00	-
051700100100 - MIN OF EDUCATION	-	1,000,000.00	1,000,000.00	-
051700100200 - DEPT OF HIGHER EDUCATION	-	6,750,000.00	6,750,000.00	-
053900100100 - MIN OF SPORT & SOCIAL DEV.	-	1,000,000.00	1,000,000.00	-
053900300100 - SPORT COUNCIL	2,063,800.00	7,000,000.00	4,936,200.00	-
051400100100 - MIN OF WOMEN AFFAIRS	-	10,000,000.00	10,000,000.00	11,614,000.00
014900100100 - L.G SERV COMMISSION	-	1,000,000.00	1,000,000.00	-
053900200100 - DEPT. OF YOUTH DEVELOPMET	350,000.00	15,400,000.00	15,050,000.00	239,000.00
051700300100 - SUBEB	3,298,000.00	450,031,184.00	446,733,184.00	32,529,642.98
051700300100 - SUBEB	-	10,000,000.00	10,000,000.00	-
026000200100 - SURVEYOR GENERAL	5,547,000.00	17,000,000.00	11,453,000.00	11,153,381.00
026000200100 - SURVEYOR GENERAL	2,755,000.00	500,000.00	(2,255,000.00)	2,160,000.00

NOTES

026000200100 - SURVEYOR GENERAL	2,540,000.00	3,000,000.00	460,000.00	-
022800100100 - MIN OF SCI, TECH & INNOV.	-	1,000,000.00	1,000,000.00	-
022800100100 - MIN OF SCI, TECH & INNOV.	-	1,000,000.00	1,000,000.00	-
051705400100 - TEACHERS SERV. BOARD	-	1,000,000.00	1,000,000.00	413,000.00
023300100100 - MIN OF RESOURCE DEV.	-	5,000,000.00	5,000,000.00	-
023300100100 - MIN OF RESOURCE DEV.	-	50,000,000.00	50,000,000.00	-
022700500100 - EMPLOYMENT PROMOTION	322,000.00	1,500,000.00	1,178,000.00	202,000.00
055100300100 - DEPT OF COMMUNITY DEV.	-	150,000.00	150,000.00	20,000.00
055100300100 - DEPT OF COMMUNITY DEV.	-	665,000.00	665,000.00	-
055100300100 - DEPT OF COMMUNITY DEV.	-	250,000.00	250,000.00	-
032600100100 - MIN. OF JUSTICE	156,750.00	5,000,000.00	4,843,250.00	282,452.00
031805400100 - SHARIA COMMISSION	-	50,000.00	50,000.00	-
<b>SUB TOTAL</b>	<b>590,944,680.08</b>	<b>5,175,117,183.00</b>	<b>4,584,172,502.92</b>	<b>278,964,288.59</b>
<b>TOTAL FINE &amp; FEES</b>	<b>603,557,540.08</b>	<b>5,217,317,183.00</b>	<b>4,613,759,642.92</b>	<b>307,436,355.42</b>
<b>LICENCE</b>				
022000800100-BOIR	1,209,515.00	13,000,000.00	11,790,485.00	-
022000800100-BOIR	32,458,610.00	100,000,000.00	67,541,390.00	-
022000800100-BOIR	23,601,700.00	60,000,000.00	36,398,300.00	21,725,550.75
022000800100-BOIR	21,854,173.68	150,000,000.00	128,145,826.32	77,808,749.95
022000800100-BOIR	6,791,978.74	60,000,000.00	53,208,021.26	9,862,669.05
022000800100-BOIR	34,343.70	2,000,000.00	1,965,656.30	1,163,481.28
022000800100-BOIR	-	4,000,000.00	4,000,000.00	2,212,360.39
022000800100-BOIR	612,200.00	1,000,000.00	387,800.00	21,656.25
022000800100-BOIR	-	1,000,000.00	1,000,000.00	-
022000800100-BOIR	-	1,400,000.00	1,400,000.00	-
022000800100-BOIR	-	1,552,000.00	1,552,000.00	-
021511500100 - LIVESTOCK & GRAZING RES.	4,105,880.00	2,550,000.00	(1,555,880.00)	4,635,890.00
052100100100 - MIN OF HEALTH	16,125,000.00	750,000.00	(15,375,000.00)	10,090,950.00
052100100100 - MIN OF HEALTH	3,405,000.00	5,550,000.00	2,145,000.00	-
052100100100 - MIN OF HEALTH	-	5,970,000.00	5,970,000.00	-
023400100100 - MIN OF WORKS	-	600,000.00	600,000.00	-
051700100100 - MIN OF EDUCATION	11,354,266.42	750,000.00	(10,604,266.42)	15,115,008.00
051700100200 - DEPT OF HIGHER EDUCATION	-	7,250,000.00	7,250,000.00	-
053900100100 - MIN OF SPORT & SOCIAL DEV.	114,000.00	4,500,000.00	4,386,000.00	51,000.00
051700300100 - SUBEB	-	1,980,000.00	1,980,000.00	-
<b>SUB TOTAL LICENCE</b>	<b>121,666,667.54</b>	<b>423,852,000.00</b>	<b>302,185,332.46</b>	<b>142,687,315.67</b>
<b>RENT</b>				
022000700100 - AG OFFICE	3,746,696.76	70,000,000.00	66,253,303.24	29,551,809.57
051400100100 - MIN OF WOMEN AFFAIRS	250,000.00	500,000.00	250,000.00	1,962,860.00
014900100100 - L.G SERV COMMISSION	-	4,650,000.00	4,650,000.00	1,450,000.00
011113200100 - INTER GOVT. & DEV. PARTNER	-	10,000,000.00	10,000,000.00	-

NOTES

011113200100 - INTER GOVT. & DEV. PARTNER	-	100,000,000.00	100,000,000.00	712,500.00
022000700100 - AG OFFICE	-	100,000,000.00	100,000,000.00	-
021500100100 - MIN OF AGRIC	3,033,500.00	11,450,000.00	8,416,500.00	2,163,150.00
021500100100 - MIN OF AGRIC	-	8,550,000.00	8,550,000.00	-
021500100100 - MIN OF AGRIC	-	1,000,000.00	1,000,000.00	-
021511400100 - KTARDA	-	3,000,000.00	3,000,000.00	-
022200100100 - MIN OF COMMERCE	-	2,000,000.00	2,000,000.00	-
022205300100 - DEPT OF MARKET DEV.	-	9,000,000.00	9,000,000.00	-
<b>SUB TOTAL RENT</b>	<b>7,030,196.76</b>	<b>320,150,000.00</b>	<b>313,119,803.24</b>	<b>35,840,319.57</b>
<b>EARNINGS</b>				
022000800100-BOIR	358,269,921.77	700,000,000.00	341,730,078.23	-
021500100100 - MIN OF AGRIC	4,831,500.00	5,000,000.00	168,500.00	-
021511000100 - FASCOKT	-	5,000,000.00	5,000,000.00	-
021511400100 - KTARDA	15,000.00	2,000,000.00	1,985,000.00	5,968,800.00
021511400100 - KTARDA	-	3,000,000.00	3,000,000.00	-
052111300200 - DRUGS & MEDICAL SUPPLY	-	43,580,000.00	43,580,000.00	-
023400100100 - MIN OF WORKS	-	2,500,000.00	2,500,000.00	370,000.00
012300100100 - MIN OF INFORMATION	654,400.00	500,000.00	(154,400.00)	-
022200100100 - MIN OF COMMERCE	-	20,000,000.00	20,000,000.00	-
022200100100 - MIN OF COMMERCE	-	5,000,000.00	5,000,000.00	3,080,660.02
022200100100 - MIN OF COMMERCE	-	50,000,000.00	50,000,000.00	18,000.00
022200200100 - KIPA	-	30,000,000.00	30,000,000.00	-
022205300100 - DEPT OF MARKET DEV.	-	60,000,000.00	60,000,000.00	-
051700100100 - MIN OF EDUCATION	-	12,500,000.00	12,500,000.00	-
053900300100 - SPORT COUNCIL	-	1,000,000.00	1,000,000.00	2,542,000.00
051400100100 - MIN OF WOMEN AFFAIRS	-	2,000,000.00	2,000,000.00	-
051400100100 - MIN OF WOMEN AFFAIRS	290,000.00	1,000,000.00	710,000.00	-
014900100100 - L.G SERV COMMISSION	-	700,000.00	700,000.00	-
053900200100 - DEPT. OF YOUTH DEVELOPMET	1,458,000.00	1,000,000.00	(458,000.00)	-
053900200100 - DEPT. OF YOUTH DEVELOPMET	-	-	-	-
022800100100 - MIN OF SCI, TECH & INNOV.	-	1,000,000.00	1,000,000.00	-
022800100100 - MIN OF SCI, TECH & INNOV.	-	2,000,000.00	2,000,000.00	-
032600100100 - MIN. OF JUSTICE	-	70,000,000.00	70,000,000.00	-
<b>SUB TOTAL EARNINGS</b>	<b>365,518,821.77</b>	<b>1,017,780,000.00</b>	<b>652,261,178.23</b>	<b>11,979,460.02</b>
<b>SALES</b>				
022000700100 - AG OFFICE	28,284,780.15	30,000,000.00	1,715,219.85	350,602,803.96
021500100100 - MIN OF AGRIC	3,076,650.00	6,000,000.00	2,923,350.00	-
021511000100 - FASCOKT	-	5,000,000.00	5,000,000.00	-
021511000100 - FASCOKT	-	5,000,000.00	5,000,000.00	-
011100700100 - DE&SI	-	50,000.00	50,000.00	-
014700100100 - CIVIL SERVICE COMM.	374,166.66	1,000,000.00	625,833.34	-



NOTES

012500500100 - DEPT OF ESTABLISHMENT	-	400,000.00	400,000.00	-
014000200200 -AUDITOR GEN FOR L.G	-	40,000.00	40,000.00	380,000.00
014000300200 - AUDIT SERV. COMMISSION	-	500,000.00	500,000.00	-
026000100100 - MIN OF LANDS & SURVEY	-	1,000,000.00	1,000,000.00	-
051700100100 - MIN OF EDUCATION	-	100,000.00	100,000.00	-
051700100200 - DEPT OF HIGHER EDUCATION	-	300,000.00	300,000.00	-
051400100100 - MIN OF WOMEN AFFAIRS	9,189,000.00	500,000.00	(8,689,000.00)	-
131801100100 - JUDICIAL SERV. COMM	388,100.00	1,000,000.00	611,900.00	104,600.00
051700300100 - SUBEB	1,200,000.00	1,000,000.00	(200,000.00)	-
026000200100 - SURVEYOR GENERAL	613,653.92	500,000.00	(113,653.92)	-
014800100100 - SIEC	94,999,000.00	74,550,000.00	(20,449,000.00)	36,016,063.13
011118300100 - BANKING & FINANCE	-	50,000,000.00	50,000,000.00	-
051400200100 - SKILL ACQUISITION	481,000.00	1,500,000.00	1,019,000.00	640,400.00
055100300100 - DEPT OF COMMUNITY DEV.	-	300,000.00	300,000.00	-
032600100100 - MIN. OF JUSTICE	-	2,000,000.00	2,000,000.00	-
<b>SUB TOTAL SALES</b>	<b>138,606,350.73</b>	<b>180,740,000.00</b>	<b>42,133,649.27</b>	<b>387,743,867.09</b>
<b>GRAND TOTAL</b>	<b>504,125,172.50</b>	<b>1,198,520,000.00</b>	<b>694,394,827.50</b>	<b>399,723,327.11</b>
<b>INTEREST</b>				
022000700100 - AG OFFICE	-	50,000,000.00	50,000,000.00	-
021511400100 - KTARDA	-	100,000,000.00	100,000,000.00	-
012300100100 - MIN OF INFORMATION	-	6,000,000.00	6,000,000.00	-
022000800100-BOIR	35,227,810.77	56,000,000.00	20,772,189.23	15,723,517.16
022000800100-BOIR	34,975,265.84	100,000,000.00	65,024,734.16	33,871,803.98
022000700100 - AG OFFICE	5,847,537.00	5,000,000.00	(847,537.00)	40,000.00
011118300100 - BANKING & FINANCE	-	10,000,000.00	10,000,000.00	9,800.00
011118300100 - BANKING & FINANCE	-	39,000,000.00	39,000,000.00	-
<b>TOTAL INTEREST</b>	<b>76,050,613.61</b>	<b>366,000,000.00</b>	<b>289,949,386.39</b>	<b>49,645,121.14</b>
<b>PARASTATALS</b>				
		<b>2022</b>		<b>ACTUAL 2021</b>
	<b>ACTUAL</b>	<b>BUDGET</b>	<b>VARIANCE</b>	
PARASTATALS	3,233,283,091.27	10,661,883,894.00	7,428,600,802.73	4,154,674,707.77
<b>TOTAL PARASTATALS</b>	<b>3,233,283,091.27</b>	<b>10,661,883,894.00</b>	<b>7,428,600,802.73</b>	<b>4,154,674,707.77</b>
<b>GRAND TOTAL IGR</b>	<b>16,135,188,078.49</b>	<b>31,397,723,077.00</b>	<b>15,262,534,998.51</b>	<b>16,243,408,698.17</b>
<b>NOTE 5</b>	<b>INVESTMENT INCOME</b>	<b>2022</b>		<b>ACTUAL 2021</b>
		<b>ACTUAL</b>	<b>BUDGETTED</b>	<b>VARIANCE</b>
		<b>N</b>	<b>N</b>	<b>N</b>
BANKING AND FINANCE	2,880,045.33	56,000,000.00	53,119,954.67	17,049,766.93
OFFICE OF THE ACCOUNTANT GENERAL	51,779,657.26	136,405,735.00	84,626,077.74	51,385,103.78
MINISTRY OF COMMERCE	1,448,405.68	5,000,000.00	3,551,594.32	7,112,740.94
<b>TOTAL</b>	<b>56,108,108.27</b>	<b>197,405,735.00</b>	<b>141,297,626.73</b>	<b>75,547,611.65</b>

## NOTES

CAPITAL RECEIPTS								
NOTE 7	2022 APPROVED	OPENING BALANCE	ACTUAL RECEIPT 2022		EXPENDITURE		BALANCE AS AT 31/12/2022	
			LOAN	GRANT	LOAN	GRANT	LOAN	GRANT
	NIGERIAN EROSION AND WATER SHADE MGT PROJECT (NEWMAP)	0.00	0.00	-	0.00	-	0.00	-
	SURWASH (MIN. OF WATER RESOURCES)	-	317,324,800.00	-	290,641,969.62	-	111,537,033.98	-
	ACRESal (MOEN)	-	920,000,000.00	-	-	-	920,000,000.00	-
	RURAL ACCESS & AGRIC. MARKETING PROJECT (RAAMP)	1,564,285,450.00	528,404,306.75	-	490,983,359.08	-	1,601,706,397.67	-
	ADOLECENT GIRLS INITIATIVE FOR LEARNING & EMPOWEMENT (AGLE)	-	11,139,068,648.90	-	8,947,748,961.15	-	2,191,319,687.75	-
	ACCELERATING NUTRITION RESULT IN NIG. (ANIRN)	41,249,000.00	115,437,099.35	-	137,216,044.87	-	19,470,054.48	-
	<b>SUB-TOTAL</b>	<b>1,605,534,450.00</b>	<b>13,020,234,855.00</b>	<b>0.00</b>	<b>9,866,590,334.72</b>	<b>0.00</b>	<b>4,844,033,173.88</b>	<b>0.00</b>
			<b>13,020,234,855.00</b>					
	<b>OTHER CAPITAL RECEIPTS:</b>							
	Dept. of Girl Child Education:			-		584,600.00		
	Primary Health Care Dev. Agency:			2,513,529,491.58		1,866,252,161.05		
	Ministry Of Health:			12,545,474,486.00		10,664,465,928.00		
	HUK POLY:			1,771,147,344.00		1,768,194,410.00		
	UMARU MUSA YARADUA UNIVERSITY:			1,324,894,848.01		1,807,834,511.58		
	<b>SUB-TOTAL</b>	<b>-</b>	<b>-</b>	<b>18,155,046,169.59</b>	<b>-</b>	<b>16,107,331,610.63</b>	<b>-</b>	<b>-</b>
	<b>TOTAL</b>		<b>13,020,234,855.00</b>	<b>18,155,046,169.59</b>	<b>9,866,590,334.72</b>	<b>16,107,331,610.63</b>		
	<b>GRAND TOTAL</b>			<b>31,175,281,024.59</b>		<b>25,973,921,945.35</b>	<b>4,844,033,173.88</b>	<b>-</b>

NOTES

NOTE 8	SFTAS	2022			ACTUAL 2021
		ACTUAL	BUDGETTED	VARIANCE	
		N	N	N	
	SFTAS	11,498,325,838.33	8,747,000,000.00	(2,751,325,838.33)	1,223,310,000.00
	<b>TOTAL</b>	<b>11,498,325,838.33</b>	<b>8,747,000,000.00</b>	<b>-2,751,325,838.33</b>	<b>1,223,310,000.00</b>

NOTE 9	OTHER REVENUE	2022			ACTUAL 2021
		ACTUAL	BUDGETTED	VARIANCE	
		N	N	N	
	SUKUK	8,374,183,312.50	25,000,000,000.00	16,625,816,687.50	20,714,644,812.50
	<b>TOTAL</b>	<b>8,374,183,312.50</b>	<b>25,000,000,000.00</b>	<b>16,625,816,687.50</b>	<b>20,714,644,812.50</b>

NOTE 9A	OTHER REVENUE	2022			ACTUAL 2021
		ACTUAL	BUDGET	VARIANCE	
		N	N	N	
	BRIDGING FACILITY	15,035,902,285.70	12,152,124,813.00	(2,883,777,472.70)	3,007,180,457.14
	<b>TOTAL</b>	<b>15,035,902,285.70</b>	<b>12,152,124,813.00</b>	<b>-2,883,777,472.70</b>	<b>3,007,180,457.14</b>

NOTE 9B	OTHER REVENUE	2022			ACTUAL 2021
		ACTUAL	BUDGET	VARIANCE	
		N	N	N	
	GRAZING FACILITY				6,249,999,896.00
	<b>TOTAL</b>	<b>0.00</b>	<b>0.00</b>	<b>0.00</b>	<b>6,249,999,896.00</b>

NOTE 9C	OTHER REVENUE	2022			ACTUAL 2021
		ACTUAL	BUDGET	VARIANCE	
		N	N	N	
	SURE-P	4,705,550,859.39			-
	<b>TOTAL</b>	<b>4,705,550,859.39</b>	<b>0.00</b>	<b>0.00</b>	<b>0.00</b>

## NOTES

NOTE 10	TRANSFER FROM OTHER MDAs	2022			ACTUAL 2021
		ACTUAL	BUDGET	VARIANCE	
		N	N	N	
	Escrow Receipts:				
	Local Governments Contribution Security	718,610,557.29	1,632,373,320.00	913,762,762.71	669,986,536.55
	Local Government Scholarship	38,718,343.60	1,300,000,000.00	1,261,281,656.40	328,178,332.14
	Local Govt Ecological	1,524,270,649.64	1,710,000,000.00	185,729,350.36	777,139,852.85
	<b>TOTAL LOCAL GOVT. CONTRIBUTION</b>	<b>2,281,599,550.53</b>	<b>4,642,373,320.00</b>	<b>2,360,773,769.47</b>	<b>1,775,304,721.54</b>

NOTE 11	SALARIES AND WAGES	2022			ACTUAL 2021
		ACTUAL	BUDGET	VARIANCE	
		N	N	N	
1000000000	ADMINISTRATION	4,185,068,342.60	17,036,498,568.00	12,851,430,225.40	4,580,805,073.22
2000000000	ECONOMIC	2,377,865,324.31	2,836,315,492.00	458,450,167.69	2,518,515,721.65
3000000000	LAW & JUSTICE	1,754,855,593.22	1,758,213,235.00	3,357,641.78	1,587,588,733.96
5000000000	SOCIAL	23,959,442,200.36	27,045,575,886.00	3,086,133,685.64	23,035,126,979.95
	<b>TOTAL SALARIES</b>	<b>32,277,231,460.49</b>	<b>48,676,603,181.00</b>	<b>16,399,371,720.51</b>	<b>31,722,036,508.78</b>

NOTE 11.1	PERSONNEL ANALYSIS	2022			ACTUAL 2021
		ACTUAL	BUDGET	VARIANCE	
	TOTAL NO. OF EMPLOYEES AT THE BEGINNING OF THE YEAR	21,609.00	21,998.00	389.00	19,705.00
	TOTAL NO. OF EMPLOYEES ADDED IN THE YEAR	1,195.00	1,585.00	390.00	908.00
	TOTAL NO. OF EMPLOYEES RETIRED/LEFT DURING THE YEAR	1,127.00	1,305.00	178.00	996.00
	<b>TOTAL NO. OF EMPLOYEE AT THE END OF THE YEAR</b>	<b>21,677.00</b>	<b>24,888.00</b>	<b>957.00</b>	<b>21,609.00</b>

NOTE 12	SOCIAL BENEFITS	2022			ACTUAL 2021
		ACTUAL	BUDGET	VARIANCE	
		N	N	N	
	Pension	6,292,127,871.42	6,331,091,376.00	38,963,504.58	5,819,896,813.17
	Gratuities	1,962,976,334.42	5,700,000,000.00	3,737,023,665.58	1,004,503,586.77
	<b>TOTAL</b>	<b>8,255,104,205.84</b>	<b>12,031,091,376.00</b>	<b>3,775,987,170.16</b>	<b>6,824,400,399.94</b>

NOTES

NOTE 13	OVERHEAD COST	2022			ACTUAL 2021
		ACTUAL	BUDGET	VARIANCE	
		N	N	N	
	SECTORS				N
1000000000	Administrative sector	15,111,494,782.77	14,723,999,442.00	(387,495,340.77)	8,282,298,638.70
2000000000	Economic sector	4,678,551,749.67	29,847,345,471.00	25,168,793,721.33	4,815,336,676.89
3000000000	Law & Justice	826,469,704.08	1,579,985,753.00	753,516,048.92	1,122,564,727.70
5000000000	Social sector	5,287,637,912.14	5,921,859,232.00	634,221,319.86	1,973,424,834.80
	<b>TOTAL</b>	<b>25,904,154,148.66</b>	<b>52,073,189,898.00</b>	<b>26,169,035,749.34</b>	<b>16,193,624,878.09</b>

NOTE 13.1	OVERHEAD COST BY FUNCTION	2022			ACTUAL 2021
		ACTUAL	BUDGET	VARIANCE	
		N	N	N	
					N
220201	TRAVEL & TRANSPORT	2,587,824,999.45	9,851,705,722.00	7,263,880,722.55	1,617,743,125.32
220202	UTILITIES	1,160,506,105.86	1,812,664,468.00	652,158,362.14	725,474,394.54
220203	MATERIALS & SUPPLIES	9,177,841,814.87	15,669,503,728.00	6,491,661,913.13	5,737,401,294.31
220204	MAINTENANCE SERVICES	4,292,318,342.43	7,323,456,770.00	3,031,138,427.57	2,683,283,642.30
220205	TRAINING	834,113,763.59	1,109,484,272.00	275,370,508.41	521,434,721.07
220206	OTHER SERVICES	976,586,611.40	5,492,316,434.00	4,515,729,822.60	610,499,657.90
220207	CONSULTING & PROFESSIONAL SERVICES	1,100,926,551.32	1,672,478,205.00	571,551,653.68	688,229,057.32
220208	FUEL & LUBRICANTS	1,549,068,418.09	1,992,679,726.00	443,611,307.91	968,378,767.71
220209	FINANCIAL CHARGES	914,416,641.45	1,343,871,800.00	429,455,158.55	571,634,958.20
220210	MISCELLANEOUS EXPENSES	3,310,550,900.20	5,805,028,773.00	2,494,477,872.80	2,069,545,259.42
	<b>TOTAL</b>	<b>25,904,154,148.66</b>	<b>52,073,189,898.00</b>	<b>26,169,035,749.34</b>	<b>16,193,624,878.09</b>

NOTE 14	GRANTS AND CONTRIBUTION	2022			ACTUAL 2021
		ACTUAL	BUDGET	VARIANCE	
		N	N	N	
					N
	Salary contribution to SUBEB	56,347,920.00	1,972,719,920.00	1,916,372,000.00	50,358,612.00
	2.5% contribution to LGSPB	416,313,576.00	416,313,576.00		381,620,778.00
	<b>TOTAL</b>	<b>472,661,496.00</b>	<b>2,389,033,496.00</b>	<b>1,916,372,000.00</b>	<b>431,979,390.00</b>

## NOTES

NOTE 15	DEPRECIATION CHARGES	2022		2021
		N		N
	LAND & BUILDING	3,296,861,117.01		1,268,464,541.51
	INFRASTRUCTURE	11,167,855,538.09		3,060,932,085.98
	TRANSPORTATION & EQUIP	6,482,366,478.43		1,979,371,228.25
	OFFICE EQUIPMENT	2,024,833,953.05		699,899,645.22
	FURNITURE & FITTINGS	2,314,744,685.06		943,130,385.35
	PLANT & MACHINERY	5,141,774,212.98		1,519,902,528.09
	INVESTMENT PROPERTY	112,135,178.78		28,910,545.42
	<b>TOTAL</b>	<b>30,540,571,163.40</b>		<b>9,500,610,959.82</b>

NOTE 16	PUBLIC DEBT CHARGES (DEDUCTIONS AT SOURCE), CDS	2022		2021
		N		N
	<b>FROM FAAC:</b>			
	JANUARY	1,536,505,144.39		197,283,939.76
	FEBRUARY	1,478,625,537.23		169,023,646.23
	MARCH	1,452,226,352.47		248,318,939.96
	APRIL	1,498,541,047.49		251,148,970.46
	MAY	1,467,992,310.82		260,945,245.32
	JUNE	1,459,067,800.49		246,796,486.31
	JULY	1,504,087,345.73		660,122,962.56
	AUGUST	1,544,059,053.35		669,276,394.51
	SEPTEMBER	1,469,120,220.07		1,533,041,698.20
	OCTOBER	1,477,549,744.58		1,563,440,086.23
	NOVEMBER	1,465,211,887.20		1,509,046,619.74
	DECEMBER	1,514,244,211.11		1,529,053,149.60
	<b>SUB TOTAL</b>	<b>17,867,230,654.93</b>		<b>8,837,498,138.88</b>
	<b>FROM IGR:</b>			
	JANUARY	272,989,647.13		272,989,647.13
	FEBRUARY	272,989,647.13		272,989,647.13
	MARCH	272,989,647.13		272,989,647.13
	APRIL	272,989,647.13		272,989,647.13
	MAY	272,989,647.13		272,989,647.13
	JUNE	272,989,647.13		272,989,647.13
	JULY	272,989,647.13		272,989,647.13

## NOTES

	AUGUST	272,989,647.13		272,989,647.13
	SEPTEMBER	272,989,647.13		272,989,647.13
	OCTOBER	272,989,647.13		272,989,647.13
	NOVEMBER	280,422,670.83		272,989,647.13
	DECEMBER	288,470,971.56		272,989,647.13
	<b>SUB TOTAL</b>	<b>3,298,790,113.69</b>		<b>3,275,875,765.56</b>
	<b>MATCHING GRANT (SUBEB)</b>			
	JANUARY	37,319,133.83		68,485,985.43
	FEBRUARY	37,319,133.83		68,485,985.43
	MARCH	37,319,133.83		68,485,985.43
	APRIL	37,319,133.83		68,485,985.43
	MAY	37,319,133.83		68,485,985.43
	JUNE	37,319,133.83		68,485,985.43
	JULY	37,319,133.83		68,485,985.43
	AUGUST	37,319,133.83		68,485,985.43
	SEPTEMBER	37,319,133.83		68,485,985.43
	OCTOBER	37,319,133.83		68,485,985.43
	NOVEMBER	37,319,133.83		68,485,985.43
	DECEMBER	37,319,133.83		68,485,985.43
	<b>SUB TOTAL</b>	<b>447,829,605.96</b>		<b>821,831,825.16</b>
	<b>CBN DIRECT DEDUCTION</b>	<b>255,667,222.22</b>		
	<b>TOTAL</b>	<b>21,869,517,596.80</b>		<b>12,935,205,729.60</b>

## NOTES

NOTE 17	PROCEEDS FROM SALES OF HOUSES	2022		2021
		N		N
	DETAILS	AMOUNT		
	BARHIM HOUSING	6,058,242.17		7,524,897.36
	MAKERA HOUSING	5,782,589.55		5,132,269.80
	KAFE, ABUJA	-		-
	250 ESTATE KABUKAWA	0.00		6,630,107.47
	<b>TOTAL</b>	<b>11,840,831.72</b>		<b>19,287,274.63</b>

NOTE 18	TRANSFER TO OTHER MDAs	2022		2021
		N		N
	SGS: Security Escrow Expenses	-		-
	Higher Education:( Scholarship Trust Funds)	366,896,675.50		282,470,950.00
	Environment: Ecological Expenses	-		-
	<b>TOTAL</b>	<b>366,896,675.50</b>		<b>282,470,950.00</b>

NOTE 18A	TRANSFER TO REVENUE GENERATING MDA's	2022		2021
		N		N
	SELF GENERATING MDA's			
	FASCOKT	-		143,300.00
	KTARDA	-		-
	HSMB	394,990,596.00		194,538,660.04
	PHCDA	21,664,993.00		11,816,377.47
	College of Nursing and Midwifery	69,787,694.89		64,658,818.58
	College of Health Sciences	87,107,850.00		69,732,549.00
	DRUGS SUPPLY MANAGEMENT AGENCY	-		32,344,239.89
	Katsina State Agency for the Control of Aids (KATSACA)	-		-
	Contributory Health Care Management	-		-
	KTSTA	1,083,301,530.00		1,688,922,073.00
	Housing Authority	27,230,839.81		11,471,271.32
	KTTV	19,319,679.88		11,304,509.00
	Katsina State Radio	51,270,591.16		42,029,749.24
	History & Culture Bureau	-		483,500.00
	KURPB	29,846,749.00		17,986,875.00



## NOTES

Pilgrims Welfare Board	-	20,801,482.16
INVESTMENT PROMOTION AGENCY	-	-
Water Board	481,939,940.00	525,026,790.00
Isa Kaita College of Education D/Ma	159,183,589.75	88,246,515.78
Dr. Yusuf Bala Usman College of Legal Studies Daura	50,888,770.89	54,859,923.00
Hassan Usman Katsina Polytechnic	240,763,765.00	199,937,016.00
Umaru Musa Yar'adua University, Katsina	278,638,286.31	833,707,442.23
Katsina State Scholarship Board	12,889,000.00	5,844,000.00
STEB	-	615,500.00
Institute of Technology Management	44,213,880.78	30,491,650.50
Katsina State Islamic Education Bureau	1,223,000.00	-
KASROMA	8,310,000.00	5,417,020.00
SEPA	6,807,500.00	10,690,600.00
Katsina Motel	41,468,310.80	5,344,328.01
Fatima Baika Market	25,498,199.00	23,931,860.00
Hotels Board	96,938,325.00	82,160,179.86
KASTINA STATE COVID-19 EMERGENCY RESPONSE COMMITTEE	-	122,168,477.69
Sustainable Development Goals	-	-
<b>TOTAL REVENUE</b>	<b>3,233,283,091.27</b>	<b>4,154,674,707.77</b>

## NOTES

NOTE 19	PAYMENT MADE INTO THE SALE OF PROPERTIES ACCOUNT FOR THE YEAR 2022		
		2022	2021
		N	N
	JANUARY	1,023,258,869.91	50,092,472.56
	FEBRUARY	51,420,340.25	32,046,595.91
	MARCH	122,850,120.48	135,527,042.86
	APRIL	32,459,460.91	76,016,810.54
	MAY	11,201,385.41	60,636,872.08
	JUNE	25,913,192.41	45,411,697.38
	JULY	49,601,332.82	42,598,743.91
	AUGUST	100,055,379.24	38,191,341.93
	SEPTEMBER	7,126,548.66	33,444,812.74
	OCTOBER	8,275,132.22	40,544,706.62
	NOVEMBER	7,405,208.66	30,356,990.51
	DECEMBER	24,179,737.66	38,375,104.78
	<b>TOTAL</b>	<b>1,463,746,708.63</b>	<b>623,243,191.82</b>

NOTE 20	CASH & CASH EQUIVALENT		
		2022	2021
		N	N
	MAIN ACCOUNT	330,907,504.96	6,105,228,273.03
	FIXED DEPOSIT INT. A/C	4,787,651.20	4,787,651.20
	MOTOR VEHICLE LOAN A/C	44,780,807.04	48,006,507.17
	SALARY A/C I	137,610,482.51	128,547,834.57
	SALARY A/C II	195,469,737.85	162,331,268.49
	RENT DEDUCTION A/C	13,604,383.22	20,860,767.85
	KTSG A/C	4,791,236.23	
	REFUBISHING LOAN A/C	1,046,044.05	1,046,044.05
	FERTILIZER COLLECTION A/C	1,515,590.64	1,516,280.64
	ECOLOGICAL FUNDS A/A	378,714,995.09	743,713.57
	INTEREST ON ECOLOGICAL FUND	565,578.36	565,578.36
	KTSG HOUSING ESTATE KAFE DISTRICT (IBTC)	28,040,325.58	28,040,325.58
	FIRST BANK KTSG A/C	106,675,549.71	54,645,945.46
	STATE BOARD OF INTERNAL REVENUE A/C	254,956,157.93	1,142,900,755.41
	SECURITY ESCROW A/C (FBN)	42,684.14	42,684.14
	CONSOLIDATED DEBT SERVICE A/C	2,475,880.70	2,475,880.70
	INTEREST ON RETENSION A/C	8,286,622.91	8,286,622.91

## NOTES

PENSION & GRATUITY A/C	252,634,983.23	42,433,506.98
BARHIM HOUSING ESTATE	16,926,497.83	10,882,196.32
BARHIM ESTATE SERVICE CHARGE A/C	91,306,019.39	
KTS URBAN & REGIONAL PLANNING	94,364,195.70	
DAURA ROAD HOUSING ESTATE	16,625,984.12	10,843,694.57
AG MAKERA HOUSING ESTATE CHARGES A/C	643,189.09	
PURCHASE OF GRAINS A/C	715,836.47	715,836.47
KTSG A/C VAT	3,323,833,847.57	2,628,092,392.27
KTSG ECA & VAT A/C	112,715,999.68	
SCHOLARSHIP ESCROW A/C	440,882.65	328,621,131.05
MOTEL INVESTMENT A/C	0.00	-
KATSINA MOTEL LOAN REPAYMENT A/C	439.50	461.00
272 HOUSING UNITS	0.01	0.01
SALES OF LANDED PROPERTIES	592.00	613.50
250 KABUKAWA HOUSING ESTATE	14,772,532.83	11,237,629.33
KTSG COUNTRPART A/C	4,392,164.22	4,392,164.22
SURE-P A/C (STERLING)	9,213,923.82	9,213,923.82
KTSG UNION A/C	9,964,331.26	
TECH COMM ON SALE OF LANDED PROPERTY UNIT B	7,332,321.98	7,234,639.06
KTSG PARIS CLUB A/C	200.00	200.00
FERTILIZER REPAYMENT A/C	4,872,454.33	
COPERATE SOCIAL RESPONSIBILITY A/C	62,289,395.18	48,014,962.84
ECOLOGICAL FUNDS (L.G) A/C UBA	422,780,503.94	131,433,158.21
ACCOUNTANT GENERAL ACCOUNT (Fidelity Bank)	991,126,358.69	
SECURITY ESCROW A/C (JAIZ BANK)	58,185,515.52	61,448,983.99
MINIRET SUKUK COMPANY	374,827,896.00	7,594,212.88
STATE SECURITY MUSAWA (Access Bank)	6,914,243.25	6,914,235.25
KTSG HOUSING ESTATE KAFE DISTRICT (UBA)	1,430,792.97	1,430,792.97
ECOLOGICAL FUNDS EXP A/C UBA	20,337,312.61	325,960,409.13
SUKUK EXPENDITURE ACCOUNT	2,206,951,938.39	2,389,868,071.95
KTS RANCH DEV EXPENDITURE A/C	188,789,668.93	95,278,225.53
KTS RANCH DEV PROJ A/C	249,999,696.00	3,249,999,842.25
NIGERIAN EROSION AND WATER SHADE MGMT	0.00	2,158,290,485.52
IFAD/CASP	0.00	22,294,882.44
RURAL ACCESS & AGRIC MARKETING PROJECT	0.00	1,564,285,450.00
ACCELERATING NUTRITION RESULT IN NIG. (ARIN)	0.00	41,249,000.00
CSDP (WORLD BANK)	0.00	9,033,200.21

## NOTES

	<b>SUB TOTAL</b>	<b>8,213,781,972.67</b>	<b>20,876,790,434.90</b>
	Board of Survey (HELD BY MDA'S)	0.00	0.00
	BANK BALANCES	20,748,598,557.20	0.00
	DOLLER ACCOUNT IN NAIRA	3,548,775,636.70	0.00
	EURO	1,390,697,835.93	0.00
	<b>SUB TOTAL</b>	<b>25,688,072,029.83</b>	<b>20,876,790,434.90</b>
	<b>TOTAL</b>	<b>33,901,854,002.50</b>	<b>20,876,790,434.90</b>
	<b>CASH HELD: EXTERNAL LOANS</b>		
	BAL. C/D		
	TOTAL LOAN RECEIVED DURING THE YEAR	13,123,993,693.58	22,734,296,980.00
	AMOUNT UTILISED DURING THE YEAR	9,575,218,056.88	19,143,403,428.87
	<b>BAL. B/D DOLLER IN NAIRA</b>	<b>3,548,775,636.70</b>	<b>3,590,893,551.13</b>
	BAL. C/D	1,659,563,423.00	
	TOTAL LOAN RECEIVED DURING THE YEAR	268,872,070.00	
	AMOUNT UTILISED DURING THE YEAR	<b>1,390,691,353.00</b>	
	<b>BAL. B/D EURO IN NAIRA</b>		

## NOTES

NOTE 21	RECEIVABLES				
	ISSUING MDA	NATURE OF LOAN	TOTAL AMOUNT LOANED	REPAYMENT	OUTSTANDING
			N	N	N
1	Ministry of finance	Loan Granted to Local Governments.	21,513,134,279.08	-	21,513,134,279.08
2	Ministry of Finance	Refurbishing Loan to State Civil Servants.	105,080,000.00	-	105,080,000.00
3	Katsina State Water Board	Proceed from Water Consumers	1,024,111,636.00	-	1,024,111,636.00
4	Min. of Commerce	Nigeria Union of Road Transport Workers.	144,000,000.00	12,305,613.22	131,694,386.78
5	Min. of Commerce	Association of Traders and Skill Acquisition.	300,000,000.00	-	300,000,000.00
6	Min. of Commerce	Association of Kola-nut Sellers	30,000,000.00	-	30,000,000.00
7	Min of Commerce	Saulawa Machines	12,000,000.00	-	12,000,000.00
8	Mini. Of Commerce	A.A Huda Multi-Purpose Cooperative Society	2,922,500.00	-	2,922,500.00
9	Min. of Commerce	KafurHanset Repairs	2,000,000.00	-	2,000,000.00
10	Katsina Motel	Loan To Hotel Management Service.	130,000,000.00	36,448,405.68	93,551,594.32
11	Fatima Baika Central Market.	Rent Arrears against Traders.	47,408,060.00	3,113,223.00	44,294,837.00
12	KTARDA	Animal Traction Loan	553,715,000.00	11,195,000.00	542,520,000.00
13	Housing Authority	Outstanding Loan of Houses Allocated to Individuals.	9,447,847,730.00	6,512,043,311.69	2,935,804,418.31
14	Kaseed	Loan disbursed to 58,107 Individual Beneficiaries.	2,497,109,778.00	248,483,607.25	2,248,626,170.75
15	KTARDA	Small, Medium and Large Scale Farmers Loan	125,000,000.00	9,478,300.00	115,521,700.00
16	KTARDA	Water Pump Loan Package	125,470,300.00	7,875,400.00	117,594,900.00
17	KTARDA	Animal Traction Programme (ATP), 2013	97,965,000.00	4,505,000.00	93,460,000.00
18	KTARDA	Animal Traction Programme (ATP), 2014	447,750,000.00	17,929,400.00	429,820,600.00
19	Ministry of Agriculture	CBN Anchor Borrower Loan 2016 (Dry Season)	1,400,000,000.00	295,000,000.00	1,105,000,000.00
20	Ministry of Agriculture	CBN Anchor Borrower Loan 2017 (Wet Season)	779,889,000.00	251,056,000.00	528,833,000.00
	<b>TOTAL</b>				<b>31,375,970,022.24</b>

## NOTE 23

INVESTMENT	2022			2021			N	N	N	N
	HOLDING	PRICE	VALUED	HOLDING	PRICE	DIFFERENCE (PRICE)				
Sterling Bank Plc	9,241,419.00	1.40	12,937,986.60	-	-	-	1.40	-	-	-
FBN Holding	2,349,730.00	11.00	25,847,030.00	27,021,895.00	2,349,730.00	11.50	(0.50)	-	-	(1,174,865.00)
UBN Plc	300,000,000.00	0.87	261,000,000.00	177,000,000.00	300,000,000.00	0.59	0.28	-	84,000,000.00	-
Access Bank Plc	20,000,000.00	8.80	176,000,000.00	273,000,000.00	30,000,000.00	9.10	(0.30)	(10,000,000.00)	-	(6,000,000.00)
Unity Bank Plc	5,828,655.00	0.56	3,264,046.80	3,030,900.60	5,828,655.00	0.52	0.04	-	233,146.20	-
Zenith Bank Plc	383,625.00	24.55	9,417,993.75	9,590,625.00	383,625.00	25.00	(0.45)	-	-172,631.25	(172,631.25)
Flour Mill NIG. PLC	33,044.00	30.00	991,320.00	936,797.40	33,044.00	28.35	1.65	-	54,522.60	-
CCNN	0.00	0.00	0.00	0.00	0.00	0.00	-	-	0.00	-
Forté Oil	960.00	0.00	0.00	0.00	960.00	0.00	-	-	0.00	-
Flour Mill Plc	0.00	0.00	0.00	0.00	0.00	0.00	-	-	0.00	-
FCMB	24,400.00	3.86	94,184.00	72,712.00	24,400.00	2.98	0.88	-	21,472.00	-
UBN Plc	0.00	0.00	0.00	0.00	0.00	0.00	-	-	-	-
Unity Bank Plc	0.00	0.00	0.00	0.00	0.00	0.00	-	-	-	-
FCMB Group Plc	0.00	0.00	0.00	0.00	0.00	0.00	-	-	-	-
Jaiz Bank Plc	840,638.00	6.95	5,842,434.10	5,085,859.90	840,638.00	6.05	0.90	-	756,574.20	-
Jaiz Bank Plc	6,750.00	96.00	648,000.00	452,587.50	6,750.00	67.05	28.95	-	195,412.50	-
URBAN DEV. BANK OF NIG	2,600,000.00	0.00	0.00	0.00	2,561,290.00	0.00	-	38,710.00	-	-
KANKARA PHARMACEUTICAL KAOLINE COMPANY	2,561,290.00	0.00	0.00	0.00	2,600,000.00	0.00	-	(38,710.00)	-	-
NEW AFRICAN MERCHANT BANK	20,000,000.00	0.00	0.00	0.00	20,000,000.00	0.00	-	-	-	-
Jaiz Bank Plc	20,000,000.00	0.00	0.00	0.00	20,000,000.00	0.00	-	-	-	-
<b>SUB TOTAL A</b>	<b>383,870,511.00</b>	<b>183.99</b>	<b>496,042,995.25</b>	<b>496,191,377.40</b>	<b>384,629,092.00</b>	<b>151.14</b>	<b>31.45</b>	<b>(10,000,000.00)</b>		
NIG. SOVEREIGN WEALTH INVEST. AUTHORITY (STATE) \$	7,517,991.79		3,270,326,428.65	3,270,326,428.65	7,517,991.79					
NIG. SOVEREIGN WEALTH INVEST. AUTHORITY (STATE) \$	1,883,901.23		819,497,035.05	819,497,035.05	1,883,901.23					
NIG. SOVEREIGN WEALTH INVEST. AUTHORITY (STATE) \$	2,165,403.72		941,950,618.20	941,950,618.20	2,165,403.72					
<b>SUB TOTAL B</b>	<b>11,567,296.74</b>	<b>0.00</b>	<b>5,031,774,081.90</b>	<b>5,031,774,081.90</b>	<b>11,567,296.74</b>	<b>0.00</b>			<b>85,088,496.25</b>	<b>-7,347,496.25</b>
<b>GRAND TOTAL C (A+B)</b>			<b>5,527,817,077.15</b>	<b>5,527,965,459.30</b>						

## NOTES

NOTE 24	PROPERTY, PLANT & EQUIPMENT	2022		2021
		N	N	N
	LAND & BUILDING	12,561,378,107.11		6,585,345,224.73
	INFRASTRUCTURE	51,821,897,901.25		46,755,555,977.13
	TRANSPORTATION & EQUIP	813,439,416.50		1,500,244,436.52
	OFFICE EQUIPMENT	236,299,971.00		325,927,375.00
	FURNITURE & FITTINGS	425,108,378.89		217,562,070.64
	PLANT & MACHINERY	2,058,605,807.62		1,959,019,623.11
	<b>TOTAL</b>	<b>67,916,729,582.37</b>	<b>67,916,729,582.37</b>	<b>57,343,654,707.13</b>
	<b>TOTAL FOR THE YEAR</b>		<b>125,260,384,289.50</b>	

NOTE 25	INVESTMENT PROPERTY	2022		2021
		N	N	N
	INVESTMENT			
		54,487,719.00		5,153,000.00
	<b>TOTAL</b>		<b>54,487,719.00</b>	<b>1,404,094,868.84</b>
	<b>TOTAL FOR THE YEAR</b>		<b>1,463,735,587.84</b>	<b>1,409,247,868.84</b>

NOTE 26	CURRENT LIABILITIES	2022		2021
		N	N	N
	GRATUITY : Staffs	4,324,573,562.96		<b>3,713,017,436.37</b>
			4,324,573,562.96	
	CONTRACTORS ARREARS	2,137,656,070.05		6,861,149,779.50
			2,137,656,070.05	
	<b>TOTAL</b>		<b>6,462,229,633.01</b>	<b>10,574,167,215.87</b>

## NOTES

NOTE 28	BORROWINGS	2022		2021
		N	N	N
	<b>External Loans</b>			
	KTSG HEALTH SYSTEM DEV. IV	1,451,091.18		1,589,863.37
	KTSG HEALTH SYSTEM DEV. IV	1,474,566.53		1,492,771.03
	KTSG SMALL EARTH DAM & REHAB.	374,942.84		410,005.34
	KTSG MULTI STATE WATER	11,706,555.83		13,521,603.20
	KTSG UBE	1,771,075.64		1,833,575.54
	KTSG HEALTH SYSTEM DEV.	1,275,997.93		1,362,181.36
	KTSG LOCAL EMPOWERMENT & ENVIRONMENT	6,166,568.06		6,239,990.16
	KTSG HIV/AIDS PROG.	1,327,287.00		1,444,661.76
	KTSG COMMUNITY & SOCIAL DEV. PROJECT	3,985,370.84		4,230,290.80
	KTSG THIRD NAT'L FADAMA PROJECT	3,501,676.61		3,716,913.31
	KTSG SECOND HIV/AIDS PROG.	4,283,630.66		4,544,780.35
	KTSG AGRIC & COMMUNITY DEV. PROJECT	4,971,019.37		5,360,852.03
	KTSG COMMUNITY & SOCIAL DEV. PROJECT (ADDITIONAL FINANCING)	3,604,000.00		3,670,000.00
	KTSG COMMUNITY BASED AGRIC	2,643,208.42		2,846,644.05
	KTSG FADAMA DEV.	3,651,185.94		3,781,162.27
	KATSINA STATE RURAL AGRIC MARKETING PROJECT	3,636,153.50		
		<b>55,824,330.35</b>	<b>23,111,272,764.90</b>	<b>56,045,294.57</b>
	<b>Internal Loans</b>			<b>22,959,515,373.55</b>
	SALARY BAIL OUT	7,668,252,416.42		8,222,583,916.46
	BUDGET SUPPORT	17,303,880,783.37		17,434,822,233.97
	IMFFRASTRUCTURAL LOAN	7,083,333,333.25		7,583,333,333.29
	SMEDAN	553,011,121.01		953,011,120.97
	SUKUK BOND	8,554,331,927.50		18,754,331,927.50
			<b>41,162,809,581.55</b>	
	<b>TOTAL</b>		<b>64,274,082,346.45</b>	<b>75,907,597,905.74</b>





NOTES

<b>NOTE 31</b>	<b>10% COST OF COLLECTION</b>	<b>2022</b>		<b>2021</b>
		<b>N</b>		<b>N</b>
	JANUARY	110,438,334.64		-
	FEBRUARY	71,755,865.60		-
	MARCH	74,558,603.56		-
	APRIL	67,949,078.69		161,001,832.42
	MAY	89,324,793.50		-
	JUNE	65,030,055.60		142,561,104.51
	JULY	67,654,414.46		-
	AUGUST	102,658,820.45		-
	SEPTEMBER	51,677,045.27		76,978,865.14
	OCTOBER	96,147,449.32		62,277,375.73
	NOVEMBER	76,703,379.99		101,575,488.51
	DECEMBER	79,899,812.58		136,881,596.59
	<b>TOTAL</b>	<b>953,797,653.66</b>		<b>681,276,262.90</b>



# **OFFICE OF THE ACCOUNTANT GENERAL**

## **MINISTRY OF FINANCE**

*Address: Garba Ja Abdulkadir State Secretariat Complex, IBB Way, Dandagoro Katsina,  
P.M.B 2160, Katsina State.*

*Email Address: [officeoftheaccountantgen.kts@yahoo.com](mailto:officeoftheaccountantgen.kts@yahoo.com)*

---

### **GENERAL PURPOSE FINANCIAL STATEMENTS (GPFS)**

#### **STATEMENT OF ACCOUNTING POLICIES (IPSAS Accrual Basis)**

##### **Introduction**

In line with the adoption of the International Public Sector Accounting Standards (IPSAS) in Nigeria, a standardized National Chart of Account (NCOA) alongside a set of General Purpose Financial Statements (GPFS) have been designed and introduced for adoption in Katsina State. The state commenced the adoption of IPSAS in 2015.

The standardized COA and the GPFS have become necessary to ensure uniformity in public sector accounting reporting in Nigeria which is a fundamental prerequisite towards adopting IPSAS.

In order to ensure an effective and efficient utilization of the COA and GPFS, Accounting policies have been developed by the state Government as a set of guidelines to direct processes and procedures relating to financial reporting in the state Government financial statements.

The Accounting policy shall be subject to periodic review and update as shall be deemed necessary by relevant bodies.

## **1. BASIS OF PREPARATION AND LEGAL PROVISION**

The State Government General Purpose Financial Statement are prepared under the historical cost convention and in accordance with International Public Sector Accounting Standards (IPSAS) Accrual and other applicable standards as defined by Public Financial Management/Fiscal Responsibility Law as required by the Financial Reporting Council of Nigeria. In addition, the GPFS are compliant with the provision of the Finance (control and management) Act 1958 now CAP 144LFN, 1990, the Financial Instructions and other relevant legal requirements.

## **2. FUNDAMENTAL ACCOUNTING CONCEPTS:**

The following fundamental accounting concepts has been taken as the basis of preparation of Katsina State General Purpose Financial Statements:

- a. Understandability concept
- b. Materiality
- c. Relevance
- d. Going concern concept
- e. Consistency concept
- f. Prudence concept
- g. Completeness.

## **3. ACCOUNTING PERIOD:**

The accounting year of the state Government Financial Statements (Fiscal Year) is from 1<sup>st</sup> January to 31<sup>st</sup> December, each accounting year is divided into 12 calendar months and are set up as such in the accounting system.

## **4. REPORTING CURRENCY:**

The General Purpose Financial Statement (GPFS) are prepared in Nigerian Naira.

## **5. PRINCIPAL STATEMENTS IN GPFS:**

The GPFS comprises of the following Statements:

- a. Consolidated Statement of Financial Performance for the Year ended 31/12/2022
- b. Consolidated Statement of Financial Position (Balance Sheet) as at 31/12/2022
- c. Consolidated Statement of Cashflow for the Year ended 31/12/2022
- d. Consolidated Statement of Changes in Net Assets/Equity for the Year ended 31/12/2022
- e. Statement of Accounting Policies
- f. Note to GPFS for the Year ended 31/12/2022
- g. Supplementary Notes to the GPFS

## **6. NOTES TO THE GENERAL PURPOSE FINANCIAL STATEMENTS**

The Notes to the GPFS have been presented in a systematic manner, the items in the statements are cross referenced to any related information in the notes.

The notes followed the prescribed format provided in the standardized General Purpose Financial Statement.

## **7. BUDGET FIGURES**

These are figures from the approved annual budget and supplementary/revised budget as approved in accordance with the appropriation Law of Katsina State for current year.

## **8. MDA FOR CONSOLIDATION**

The consolidation of the GPFS are based on financial transactions of all Ministries, Departments and Agencies (MDAs) of the state Government except Government Business Enterprises.

## **9. COMPARATIVE INFORMATION**

The General Purpose Financial Statements (GPFS) has been designed to disclose all numerical information relating to previous period (at least one Year).

## **10. REVENUE**

These are inflows within the Financial Year. They comprises receipts from:

- a. Statutory Allocation (FAAC) and Internally Generated Revenue
- b. Aids and Grants
- c. Borrowings and Capital Receipts
- d. Receipts from Trading and other Incomes

These items have been disclosed at face of Statement of Financial Performance for the year in accordance with Standardized Notes to GPFS.

## **11. AIDS AND GRANTS RECEIVED**

Aids and Grants are funds received from donor agencies, FGN and Others. They are recognized in the Statement of Financial Performance when received.

## **12. TRANSFER FROM OTHER GOVERNMENT ENTITIES**

Revenues from non-exchange transactions with other Government entities are measured at fair value and recognized on receipt of the assets (cash, goods, services and property) if its free from conditions and it is probable that the economic benefit or service potential related to the asset will flow to the entity and measurable.

### **13. EXPENSES**

All expenses are reported on an accrual basis, i.e. all expenses are recognized in the period they are incurred or when the related services are enjoyed, irrespective of when the payment is made. These are recurrent and capital cash outflows made during the financial year and are reported in the statement of financial performance and position. Expenditures of capital nature (PPE) are treated as Fixed Assets in Statement of Financial Position in the year. At the end of the financial year, a schedule of Fixed Assets has been provided as part of the Notes to GPFS.

### **14. INTEREST ON LOANS**

Actual Interest on loans and other bank commissions charged on bank Accounts during the year have been treated as payments and disclosed under interest payment in statement of Financial Performance.

### **15. FOREIGN CURRENCY TRANSACTIONS**

Foreign currency transactions throughout the year have been converted into Nigerian Naira at the ruling (Central Bank of Nigeria-CBN) Rate of exchange at the dates of the transactions. Foreign currency balances, as the year end are translated at the exchange rates prevailing on that date. At the end of the Financial year, additional amount arising out of foreign exchange gains/losses were recognized in the statement of Financial Performance either as revenue or expenditures respectively.

### **16. CASH AND CASH EQUIVELENT**

Cash and cash equivalent are the cash balances at hand at the treasury, held by MDAs and other Banks of the for the period under review. These balances have been disclosed in their respective Bank Accounts.

### **17. ACCOUNTS RECEIVABLES**


Accounts receivables are shown at estimated realizable value after providing for bad and doubtful debts.

## 18. PROPERTY, PLANT & EQUIPMENTS (PPE)

All property, Plant & Equipment (PPE) are stated at historical cost, less accumulated depreciation and any impairment losses. Historical cost include expenditure that are directly attributable to the acquisition of the items.

The following rates on cost of an item of PPE shall be applicable to all PPE acquired within the financial year.

I. Land & Building	2%
II. Plants & Equipment	20%
III. Office Equipment	25%
IV. Furniture & Fittings	20%
V. Infrastructure	2%
VI. Transport Equipment	20%
VII. Investment Property	2%

  
24/3/2023

**MALIK ANAS** FCNA, FCIT, MNIM, FRC/2015/00000012159  
**ACCOUNTANT GENERAL**  
**KATSINA STATE.**



## **NOTES TO THE FINANCIAL STATEMENTS**

### **1. LEGAL BASIS AND ACCOUNTING RULES.**

The accounting framework of the Katsina state Government focused on reporting the budgetary activity of the Government for the financial year as laid down in the appropriation law.

The Katsina state Government financial statement have been prepared using the accrual basis in accordance with the requirements of international public sector accounting standards (IPSAS) as well as in accordance with the Katsina state financial instruction Revised (2004). The Office of the Accountant General is empowered to choose the basis of reporting.

### **2. ACCOUNTING PRINCIPLES**

The objective of the financial statement is to provide information about the financial position, performance and cash flows of an entity that is useful to a wide range of users. Being a public sector entity, the objectives were developed specifically to provide information useful for decision making, and also to demonstrate the level of Katsina state Government's accountability and transparency for the resources entrusted to it.

The key consideration and accounting principles to be followed when preparing the financial statement are laid down in Katsina State Government's Financial Instructions and not at variance with those described in IPSAS 1. These include: fair presentation, accrual basis, going concern, consistency of presentation, aggregation, offsetting and comparative information. Presentation of the financial statements in accordance with the above-mentioned rules and principles requires management to make estimate that affect the reported amount of certain items in the statement of financial position and statement of financial performance, as well as the related disclosures.

### **3. RISK MANAGEMENT.**

#### **i) Foreign Currency Risk:**

Katsina State is exposed to the extent of its exposure to the risk of changes in foreign exchange rates when repayment of its foreign loans denominated in USD, thus can affect the fair value of future cash flows.

#### **ii) Liquidity Risk:**

Most of the revenues accruing to the State are from the Federation Account, when it fluctuate, the State may experience difficulty in discharging its financial responsibilities.

#### **iii) Interest Rate:**

At present the state has no floating rate financial instruments.

#### **iv) Commodity Price Risk:**

The State is affected to the extent of the fluctuation of Crude-oil price, Savings were made for future allocation when excess revenue as recorded on sales is above the benchmark price.

#### **v) Credit Risk:**

The State is exposed to this risk especially to the extent it guarantees certain loans to its citizens that lack collaterals such as SMEDAN Loan. Some of the beneficiaries may not meet their obligations which means the State is making repayment without recovery.

### **4. BASIS OF PREPARATON.**

#### **a) Statement of Compliance with IPSAS.**

Katsina State Government initiated accrual basis IPSAS and choose to adopt the transitional exceptions in IPSAS 33 that allow it to apply a transitional period of up to three years. Our transitional exemptions for the state's owned assets and liabilities that are yet to be valued and recognized, due to security challenges being faced in almost seven nos (7) local governments in the State. Currently, efforts are being put in place to come up with fair values assessments of all assets owned and controlled by the state as soon as the security situations improves. likewise effort is ongoing by the State Audit Committee in the identification of all Assets

of State wherever it is. We plan to achieve this through the state audit technical committee that is working with professional consultants. As a result of adoption of these transitional exemptions and provisions, Katsina state Government is not able to make an explicit and unreserved statement about its compliance with Accrual basis IPSAS.

**b) Basis for Measurement.**

The Financial Statement have been prepared on the basis of historical cost, unless stated otherwise. In this Financial Statements for Katsina State Government, the following statements are presented:

- Consolidated Statement of financial performance for the year ended 31 December, 2022.
- Consolidated Statement of financial position as at 31 December, 2022.
- Consolidated Statement of Cash Flows for the year ended 31December, 2022.
- Consolidated Statement of changes in Net Asset for the year ended 31 December, 2022.

**c) Function and presentation currency**

The financial statement is presented in Naira, which is the functional and reporting currency of Katsina State Government.

**d) Going Concern.**

The financial statements have been prepared on a going concern basis.

**5. SUMMARY OF SIGNIFICANT ACCOUNTING POLICIES.**

Katsina State Government has applied the following accounting policies in preparation of the Financial Statement for the year ended 31st December, 2022. These policies have been consistently applied to all the previous years presented, unless otherwise stated.

**TAX REVENUE:** These are a funds collected by Govt. through various taxation mechanisms imposed on individuals, businesses and other entities within its jurisdiction. These funds are vital for the functioning of government as they finance public services, infrastructural development, social welfare programs and other essential functions.

**REFUNDS FROM FGN:** The mechanisms for revenue allocation is established by the FAAC which is responsible for distributing revenue among federal, state and local govts.

When there is an excess of revenue generated by federal govt. a portion of surplus is often shared with the state as refund to support their financial needs and development projects. These refunds are part of statutory allocation and are typically distributed periodically, or on monthly basis.

### **5.1.1 REVENUE FROM NON-EXCHANGE TRANSACTIONS.**

These are transactions in which Katsina State Government receives values from, without directly giving appropriately equal in exchange. This includes mainly direct and indirect taxes. In addition to taxes, Katsina State Government also receives funds from other parties, such as transfer from local Governments, grants, fines and donations.

#### **a) TAXES RECIEPTS:**

Taxes are economic benefits or services potential compulsory paid or payable to Katsina State Government, in accordance with laws and/or regulations, established to provide revenue to the Government. Taxes do not include fines or other penalties imposed for breaches of law. Katsina state Government recognizes revenue from taxes by reference to the earning of assessable income by tax payers. Taxes are measured at the fair value of the consideration received or receivable to the State Board of Internal Revenue (BIOR). The tax rates and tax laws used to compute the amount are those that are enacted or substantively at the reporting date.

The State Government taxes include: Pay-As-you- earn (PAYE), withholding tax, stamp duties, Development levy, property tax, business premises and other tax receipts.

**b) FINE AND FEES:**

These are inflows of future economic benefit or service potentials from non-exchange transactions other than taxes. they are economic benefits or service potential receivable by the Katsina State Government, as determine by a court or other law enforcement body, as consequence of breach of laws or regulations and are recognized at the point when the levy is being imposed.

**c) REVENUE GENERATING AGENCIES (MDA's):**

These are inflows generated from revenue generating MDA's. There is State Government provision by Law that the inflows from the Revenue generated MDA's will be disburse to them. And the economic benefit or service potentials received by the agencies (MDA's).

**d) STATUTORY ALLOCATIONS:**

	<b>2022</b>	<b>2021</b>
Share of FAAC	50,882,983,862.73	48,527,518,198.31
VAT	31,572,943,764.69	26,160,863,020.64

Statutory allocations are income from the revenue allocation system wherein Federal Government allocates funds (on sharing formula) to each state of the federation based on constitutional requirements. Statuary allocations are measured at a value and recognized at point of receipt.

**e) CAPITAL RECEIPT:**

<b>OTHER REVENUE</b>	<b>2022</b>	<b>2021</b>
	<b>N</b>	<b>N</b>
Other Statutory Allocation – Other Agencies:	175,304,471.98	
• Exchange Difference	720,191,251.06	227,956,021.49
• Other FAAC	-	1,020,928,661.33
• Forex Equalization	137,975,942.30	115,366,777.15
• Excess Bank Charges	1,517,079,250.69	16,187,619.71
• Non-Oil Excess		2,359,901,056.63
• Withholding	1,264,232,708.91	432,438,597.50
• Mineral Revenue		63,734,816.88
Electronic Money Transfer	1,421,122,887.14	-
Other Revenue (SFTAS)	11,498,325,838.33	1,223,310,000.00
SURE – P	4,705,550,859.39	-

These include grants and other capital receipts. Capital receipts are measured at fair value and recognized at the point of grant or when there is an enforceable claim to receive the assets if it is free from conditions and it is probable that the economic benefits or service potential related to the asset will flow to Katsina State Government and is measured reliably.

### **5.1.2 REVENUE FROM EXCHANGE TRANSACTIONS.**

These are transactions in which Government receives consideration from and directly gives approximately equal value in exchange from goods, services or use of assets. They are recognized at fair value of consideration received or receivable. The state revenue from exchange transactions includes: rent on Government properties, proceeds from hospital units and other miscellaneous revenue from exchange transactions.

Revenue from the sale of goods and services is recognized when the significant risk and rewards of ownership of the goods are transferred to the buyer, this is when the goods have been delivered.

Revenue involving the provision of service is recognized by the reference to the stage of completion of the transaction at the reporting date. Revenue arising from the use by others of Katsina State Government's assets yielding rental incomes, interest, royalties and dividends or similar distributions, are recognized as they are earned in accordance with the substance of the agreement. Revenue is recognized when the amount can be measured reliably; and it is probable that economic benefits or services potential associated with the transaction will flow to Katsina State Government.

Where the contract outcome cannot be measured reliably, revenue is recognized only to the extent that the expenses incurred are recoverable.

### **RENTAL INCOMES.**

Rental incomes arising from operating leases on investment properties is accounted for on a straight line basis over the lease terms and included in revenue.

### **REVENUE FROM OTHER SERVICE:**

Revenue from other services includes proceeds from other miscellaneous revenue from exchange transactions. Katsina State Government recognized revenue from rendering of service as it is earned, that is, as the services is provided. it is measured at the fair value of the consideration received or receivable.

## 5.2 NET FINANCE INCOME/COST.

Interest income/cost arises as a result of cash deposited in financial institution/loans from financial institution.

## 5.3 FINANCIAL INSTRUMENTS.

Financial instrument is any contract that gives rise to both a financial asset of one entity and a financial liability or equity instrument of another entity. The state classified its financial assets and liabilities in line with the requirement of IPSAS. Classification of financial liabilities is based on the nature or characteristic of the instrument. The office of the Accountant General determines the classification of its financial liabilities at initial recognition. Katsina State Government has recognized financial liabilities which include local and foreign debts.

## 5.4 CASH AND CASH EQUIVALENTS.

	<b>2022</b>	<b>2021</b>
TSA A/C	4,804,603,140.61	3,341,849,719.64
Operational A/C	3,409,178,832.06	17,534,976,561.69
Cash in Banks	25,688,072,029.83	10,714,976,561.69
Cash held by MDA's	-	78,782.77

Cash equivalent as shown in the statement of financial position comprise cash in hand or bank also.

## 5.5 BORROWING COST.

Borrowing costs are interest and other expenses incurred by the state in connection with the borrowing of funds for qualifying assets, Government adopted benchmark treatment, under which borrowing cost are recognized as an expenses in the period in which they are incurred, regardless of how the borrowings were acquired.



## **5.6 EMPLOYEE BENEFITS.**

### **a) SHORT TERM EMPLOYEE BENEFIT:**

Katsina State Government approved short term benefits which are associated services rendered in employee salaries; wages; paid annual leave, also the Government recognized short term employee benefits costs when the employee rendered service in exchange for those benefits, such as KATCHIMA which is a contributory program being financed by both employee and the state on 50/50 participation.

### **b) FOREIGN CURRENCY TRANSACTIONS**

Items included in the financial statement of each of Government entities are measured using the economic environment in which the entity operates ('the functional currency of primary currency'). The financial statement is presented in Nigerian naira (NGN) rate of exchange at the dates of the transactions. Foreign currency balances as at the year ended are value at the exchange rate prevailing at that date.

Monetary assets and liabilities dominated in foreign currencies are translated into Nigerian naira in the basis of the exchange rate applicable at the reporting period. Foreign exchange gains and losses that related to public debts are presented within the public debts charge in the statement of financial performance. All other foreign exchange gains and losses are presented in the statement of financial performance on a net basis within other incomes or other expenses.

Non-monetary items that are measured at fair value in foreign currency are translated using the exchange rate at the date when the fair value was determined. Transaction differences on assets and liabilities carried at fair value are reported as part of the fair value gain or loss.

### **c) EXPLANATION OF DIFFERENCES BETWEEN FINANCIAL BUDGET AND ACTUAL AMOUNT.**

#### **▪ INTERNALLY GENERATION REVENUE.**

Realization of the receipt from direct taxes, licenses, penalties, fines fees, levies and other internally generated revenue, impacted positively against the budgeted amount.

- **INVESTMENT INCOME.**

Investment consist of Dividend Income. Dividend income or similar distributions are recognized when right to receive payments is established.

- **STATUTORY ALLOCATION.**

This is Statutory allocation to the State from the Federation account that was shared within the financial year is provided on the sharing formula. This type of revenue is only recognized when it was receipt because the state does not have control on generation nor the sharing.

- **CAPITAL EXPENDITURE.**

Total amount debited to asset account and the corresponding entry was credited to equity account & only recognized in their year of occurrence.

- **REPAYMENT OF BORROWING**

<b>2022</b>	<b>2021</b>
21,869,517,596.80	12,935,205,729.60

This comprises the principal and interest charged on the borrowing both for foreign and local debts.

- **INVESTMENT IN SECURITIES.**

- a) **Sovereign Wealth Fund**

As at 31/12/2021	<b>5,031,774,081.90</b>
Value as at 31/12/2022	<b>5,031,774,081.90</b>

**b) QUOTED COMPANIES.**

	<b>2022</b>	<b>2021</b>
Sterling Bank Plc	9,241,419.00	0.00
FBN Holding	2,349,730.00	2,349,730.00
UBN Plc	300,000,000.00	
Access Bank Plc	20,000,000.00	30,000,000.00
Unity Bank Plc	5,828,655.00	5,828,655.00
Zenith Bank Plc	383,625.00	383,625.00
Union Bank Plc		840,638.00
BUA		6,750.00
Forte Oil	960.00	960.00
Flour Mill Plc	33,044.00	33,044.00
FCMB	24,400.00	24,400.00
Jaiz Bank Plc	840,638.00	300,000,000.00
Jaiz Bank Plc	6,750.00	-
URBAN DEV. BANK OF NIG	2,600,000.00	2,561,290.00
KANKARA PHARMACEUTICAL KAOLINE COMPANY	2,561,290.00	2,600,000.00
NEW AFRICAN MERCHANT BANK	20,000,000.00	20,000,000.00
Jaiz Bank Plc	20,000,000.00	20,000,000.00
<b>TOTAL</b>	<b>383,870,511.00</b>	<b>384,629,092.000</b>

- **PAYABLES & OTHER LIABILITIES**

	<b>2022</b>	<b>2021</b>
Outstanding Gratuities	4,324,573,562.96	3,713,017,436.37
Contractors arrears	2,137,656,070.05	6,861,149,779.50

**INVESTMENT PROPERTY:** Is real Estate property purchase with intention of earning return on investment either through rental income, future resale or both, it can be short or long term investments.

**GRATUITY:** Represent the Gratuities as at the Last Quarter of the Financial Year 2022 that is yet to be paid as at 31/12/2022.

**CONTRACTORS ARREARS:** - Represent the value of yet to be paid interim & final certificates of valuation of works done by the contractors.

- **OVERHEAD COST AND SUBVENTIONS.**

2.1 the financial statement has been presented in accordance with accrual basis of International Public Sector Accounting Standard (IPSASS). IPSAS 33 allows a first-time adopter period of up to three years to recognize and/or measure certain assets and/or liabilities. In its transition to accrual based IPSASS, the State government has taken advantage of exemptions that affect fair presentation and those that do not affect fair presentation and as such is unable to make an explicit and unreserved statement of compliance with accrual based IPSAS. The date of adoption of IPSAS is 1st January 2017.

**PUBLIC DEBTS:** this represents the total outstanding debts (Bond and Other Securities) of the State, it includes both External and Internal as at 31/12/2022. No reconciliation has been carried out and DMO report was not available to the State.

EXTERNAL LOANS										
LOAN TITLE	LOAN AMOUNT	PRINCIPLES	INTEREST	TOTAL PRIN. & INTER.	ACTUAL DEBT SERVICING	PRINCIPAL BALANCE	DOD IN USD	DOD IN NAIRA		
KTSG HEALTH SYSTEM DEV. IV	1,543,376.80	7,716.90	5,194.80	12,911.70	6,183,630.05	1,389,039.08	1,483,076.92	665,234,151.27		
KTSG HEALTH SYSTEM DEV. IV	1,820,452.50	18,204.50	5,575.10	23,779.60	10,666,339.58	1,456,362.03	1,456,362.03	653,251,188.56		
KATSINA STATE RURAL AGRIC MARKETING PROJECT	3,500,000.00	-	5,132.50	5,132.50	2,458,040.48	3,500,000.00	3,736,949.73	1,676,208,800.00		
KTSG SMALL EARTH DAM & REHAB.	1,500,000.00	35,250.00	2,020.00	37,270.00	16,717,458.50	339,692.84	339,692.84	152,369,223.38		
KTSG MULTI STATE WATER	35,131,188.10	878,277.10	32,935.40	911,212.50	543,930,350.99	7,904,494.17	10,519,300.14	4,718,432,076.25		
KTSG UBE	5,000,000.00	62,500.00	7,279.50	69,779.50	31,299,594.73	1,708,575.64	1,708,575.64	766,381,603.32		
KTSG HEALTH SYSTEM DEV.	1,276,412.80	31,910.30	3,589.90	35,500.20	21,191,145.04	925,399.27	1,231,521.27	552,398,863.86		
KTSG LOCAL EMPOWERMENT & ENVIRONMENT	7,414,743.20	73,422.10	23,124.60	96,546.70	43,306,022.29	6,093,145.96	6,093,145.96	2,733,080,620.36		
KTSG HIV/AIDS PROG.	1,456,292.10	36,407.30	3,815.40	40,222.70	24,010,148.38	959,381.58	1,276,744.92	572,683,934.36		
KTSG COMMUNITY & SOCIAL DEV. PROJECT	3,250,000.00	32,500.00	11,304.70	43,804.70	26,148,352.71	2,957,499.88	3,935,840.58	1,765,421,290.62		
KTSG THIRD NATL FADAMA PROJECT	2,858,563.00	28,585.60	9,773.30	38,358.90	22,897,589.68	2,598,525.67	3,458,117.73	1,551,138,707.75		
KTSG SECOND HIV/AIDS PROG.	3,343,202.00	33,432.00	12,387.30	45,819.30	27,350,928.49	3,180,335.47	4,232,390.16	1,898,438,606.21		
KTSG COMMUNITY & SOCIAL DEV. PROJECT (ADDITIONAL FINANCING)	4,000,000.00	66,000.00	132.60	66,132.60	29,663,777.73	3,538,000.00	3,538,000.00	1,586,969,900.00		
KTSG AGRIC & COMMUNITY DEV. PROJECT	8,088,106.00	100,797.80	18,698.50	119,496.30	71,330,962.21	3,628,678.81	4,829,045.44	2,166,068,330.66		
KTSG COMMUNITY BASED AGRIC	3,000,000.00	50,847.50	7,512.20	58,359.70	34,836,673.23	1,932,203.31	2,571,375.99	1,153,390,701.50		
KTSG FADAMA DEV.	3,226,480.00	16,132.40	10,222.99	26,355.39	15,418,323.14	2,687,773.60	3,505,496.73	1,572,390,560.38		
<b>TOTAL</b>					<b>927,409,337.23</b>		<b>53,915,636.08</b>	<b>24,183,858,558.48</b>		
INTERNAL LOANS										
	HISTORICAL				ACTUAL			PROJECTI ON		
	DEBT STOCK	DEBT SERVICE		DEBT STOCK	DEBT SERVICE		NEW LOAN/DISBURSEMENT/ ARREARS/DEBT	DEBT STOCK	DEBT SERVICE	
		PRINCIPAL	INTEREST		PRINCIPAL	INTEREST			PRINCIPAL	INTEREST
BUDGET SUPPORT FACILITY	17,336,616,146.02	32,735,362.65	431,988,990.65	17,303,880,783.37	32,735,362.65	431,988,990.65		17,271,145,420.72	32,735,362.65	431,988,990.65
SALARY BAIL-OUT	7,806,835,291.43	138,582,875.01	179,318,646.66	7,668,252,416.42	138,582,875.01	178,156,828.59		7,529,669,541.41	138,582,875.01	175,001,695.19
EXCESS CRUDE ACCOUNT (ECA) LOAN	7,208,333,333.26	125,000,000.01	166,812,500.00	7,083,333,333.25	125,000,000.01	165,000,000.00		6,958,333,333.24	125,000,000.01	162,187,502.00
STATE BONDS	11,104,331,927.50	2,550,000,000.00		8,554,331,927.50	2,550,000,000.00			6,004,331,927.50	2,550,000,000.00	
CONTRACTORS' ARREARS	9,970,662,501.68	5,848,498,326.34	3,975,718,000.35	2,137,656,070.05	12,661,982,987.71		4,828,976,556.08	2,137,656,070.05		
PENSION AND GRATUITY ARREARS	8,295,018,833.43		844,951,391.42	8,762,688,544.14			467,669,710.71	8,762,688,544.14		
<b>TOTAL</b>	<b>61,721,798,033.32</b>	<b>8,694,816,564.01</b>	<b>5,598,789,529.08</b>	<b>51,510,143,074.73</b>	<b>15,508,301,225.38</b>	<b>775,145,819.24</b>	<b>5,296,646,266.79</b>	<b>48,663,824,837.06</b>	<b>2,846,318,237.67</b>	<b>769,178,187.84</b>

## A. DOMESTIC DEBTS:

### i. Salary Bailout:-

On the inception of this administration in 2015, it was discovered that many States & Local Governments have a lot of Unpaid Salaries, Pension & Gratuities. As a result of this, it was agreed as part of an intervention program to bail out States from such Burden. The consent to borrow was signed in 2015 for a duration of 20years at an interest rate of 9% on reducing method.

### ii. Budget Support:-

In order to improve States Budget performance, the Federal Government of Nigeria (FGN) granted this facility at the rate of 9%, but could be reviewed upward to 15% per annum where a State failed to met all the indicators contained in fiscal sustainability plan (FSP).

**iii. Excess Crude-Oil Account ECA LOAN:-**

This was borrowed to Finance Infrastructural deficit within the State. It has a duration of 20years at 9% covering from February 2016 to February 2036.

**iv. SMEDAN(SMALL AND MEDIUM ENTERPRISE DEVELOPMENT LOAN PROGRAMME) :-**

As part of its development role, the Central Bank of Nigeria (CBN) has established the Small and Medium Enterprises Credit Guarantee Scheme (SMEGS), for promoting access to credit by SMES in Nigeria.

Katsina State fast-track the development of the manufacturing SME sector of the State economy. The loan shall have a maximum tenor of seven (7) years,

**v. SUKUK:-**

This is an Islamic compliant bond which was obtained by Katsina State Government for the purpose of financing infrastructural projects in the State that are qualified and specific. In line with the terms of this SUKUK Certification and Legal agreement including but not limited to the Project Implementation Management Agreement (PIMA). There is the need to form a Project Implementation Management Committee (PIMC), comprising representatives of the Obligor, the Delegate Trustees and a project Manager appointed by the Issuer. The PIMC shall have quarterly meetings with the Originator to monitor and supervise the execution of the projects in accordance with the terms of the Agreement. The instructions on disbursement of the Sukuk proceeds should be in favor of the contractor and state the specific purpose of the funds being remitted in line with the use of proceeds. The Issuer shall through the issuance of the series 1 Sukuk raise funds for the purpose of the implementation of the transaction.

Upon the settlement of all expenses and costs incurred in connection with the issuance of the series 1 Sukuk, the Issuer shall procure the transfer of the net proceeds from the issuance of the Series 1 Sukuks (Sukuk Proceeds) to the originator in consideration for the purchase of rights to the Lease Assets. The transfer of the Sukuk Proceeds shall be completed by the transfer of funds to the Originator upon execution of all relevant transaction agreements.

The project inspection and submission of quarterly reports are vital to renewal of the Sharia Compliance certificate by the Sharia Adviser on this transaction which is critical to our ability to successfully raise further series under the Sukuk program. The funds are successfully acquired and will be used in executing thirty-six(36) Nos. Developmental projects across the State which are infrastructural in nature. See note 9

## **B. EXTERNAL DEBTS:**

### **i. Katsina State Health Dev. IV:-**

Katsina State Health System Development iv was secured during the year 2003 to improve health system facilities in the State.

### **ii. Katsina State Health Dev.:-**

In its effort in providing regular Health services, Katsina State Health System Development IV secured during the year 2003 to finance and improve general health services in the State.

### **iii. Katsina State Small Earth Dam (Const. & Rehab.):-**

Katsina State Small Earth Dam was borrowed during the year 2009 to improve the level of irrigation activities and grazing areas.

### **iv. Katsina State Multi State Water:-**

In its effort to improve infrastructural facility, Katsina State Multi State Water was secured during the year 1993 to provide adequate water supply in the State.

### **v. Katsina State Universal Education:-**

Education serve as basic need for sustainable development, Katsina State Universal Education was borrowed during the year 2003 to finance the Universal Basic Education in the State, especially building of Primary Schools and other equipment.

### **vi. Katsina State Health System Dev. :-**

Katsina State Health System Development was secured during the year 2003 to improve health sector in the State.

### **vii. Katsina State Local Empowerment & Environmental management project.:-**

In its ambition to empower local environment, Katsina State Local Empowerment & Environ. Was secured during the year 2004 to help Local Communities and its Environment.

### **viii. Katsina State HIV/AIDS:-**

In its consideration on HIV/AIDS Victims, Katsina State HIV/AIDS was secured during the year 2002 to control the spread of the HIV/AIDS and provide necessary facilities to the Victims all over the State.

- ix. Katsina State Community & Social Dev. :-**  
In its effort to provide infrastructural facilities and maintain Social Development, Katsina State Community & Social Development was secured during the 2009 to improved community development.
- x. Katsina State Third National Fadama Dev. :-**  
Agriculture serve as basic rudiment for economic setting, Katsina State Third National Fadama Development was secured during the year 2009 to finance the agricultural services in the State.
- xi. Katsina State Second HIV/AIDS:-**  
In its effort to fight against and control the spread of HIV/AIDS, Katsina State Second HIV/AIDS was secured during the year 2011 to fight and supply adequate medical facilities in the State.
- xii. Katsina State Agric & Community Dev. :-**  
Katsina State Agric & Community Development was secured during the year 1991 to finance and improve Agriculture in the State.
- xiii. Katsina State Agric & Community Dev. :-**  
Katsina State Agric & Community Dev. Was secured during the year 2015 to improve Agricultural activities in the State.
- xiv. Katsina State Comm. Based Agric :-**  
Katsina State Comm. Based Agric was secured during the year 2002 to improved and empower local communities.
- xv. KTSG Fadama Dev.: -**  
Katsina State Fadama Development project was secured to finance Agricultural activities in the State and also to empowered Farmers in the State.
- xvi. Katsina State Rural Agric Marketing Project:**  
This project was secured to cater and finance the Agricultural marketing and commercial activities for the farmers across the State.



**BRIDGING FACILITY:**

Bridging facility is a loan facility granted by Federal Government to help State afford the repayment of previous Bailout facilities guaranteed to them by the Federal Government. The tenor is 30yrs with 2yrs moratorium at an interest of 9%.

**COST OF IGR COLLECTION:** The responsibility of collecting revenue in Katsina State is within the Internal Revenue Service, amount collected as revenue will be charged 10% as cost of Collection.

**STATE FISCAL TRANSPARENCY ACCOUNTABILITY AND SUSTAINABILITY (SFTAS):** Is a Federal Government Program which focuses on strengthening the fiscal sustainability, transparency and accountability of State Government in Nigeria.

SFTAS seek to encourage states to significantly improve outcomes; it is also designed to provide performance-based grants and technical assistance to the State. Katsina State Government is part of beneficiaries of the program as shown in Note 8.

**SURE P:** This is a grant received by the state from the Federal Government and it is economic benefit or service potential related to assets which flow to Katsina State and measured reliably. See Note 9c.

**PROCEED FROM SALES OF ASSETS:** This is inflows to Katsina State Government realized from the disposal of Government owned quarters being occupied by the civil servant on rent basis across the State.

These Government owned quarters are under the control & supervision of Office of the Head of Civil Service of the State.

SUPPLEMENTARY NOTES															
REVENUE PROFILE															
JANUARY TO DECEMBER 2022															
MONTH	SRA(NET)	VAT	IGR (ACTUAL)	EXCHANGE DIFFERENCE	OTHER FAAC	EXCESS BANK CHARGES	NON OIL REVENUE	MINERAL REVENUE	SUKUK	SFTAS	SURE - P	ELECTRONIC MONEY TRANSFER	BRIDGING FACILITY	AVA TRUSTEE LTD	TOTAL
	N	N	N	N	N	N	N	N	N	N	N	N	N	N	N
JANUARY	2,555,640,924.66	2,580,047,234.80	1,104,383,346.38	39,373,001.43									3,007,180,457.14	403,332,755.57	9,689,957,719.98
FEBRUARY	539,614,897.46	2,582,893,357.51	717,558,655.97	39,052,924.09			842,821,805.94						3,007,180,457.14		7,729,122,098.11
MARCH	1,264,764,053.92	2,268,053,093.61	745,586,035.59			63,037,953.34	674,257,444.75						3,007,180,457.14		8,022,879,038.35
APRIL	2,553,479,648.97	2,767,839,368.74	679,490,786.89		287,773,921.59				8,374,183,312.50				3,007,180,457.14		17,669,947,495.83
MAY	2,106,683,323.41	2,304,340,882.63	893,247,934.95		11,006,426.50	74,937,988.96									5,390,216,556.45
JUNE	1,585,919,985.40	2,660,881,348.33	650,300,556.00		168,564,361.19							1,303,781,487.29	3,007,180,457.14		9,376,628,195.35
JULY	3,309,878,436.42	2,602,753,227.17	676,544,144.57							411,350,000.00					7,000,525,808.16
AUGUST	4,704,450,988.33	2,380,504,476.06	1,026,588,204.46							4,360,310,000.00					12,471,853,668.85
SEPTEMBER	2,095,733,685.80	3,029,301,085.50	516,770,452.72					168,564,361.19							5,810,369,585.21
OCTOBER	2,352,128,377.20	2,594,614,110.59	961,474,493.20					505,693,083.56			4,705,550,859.39	117,341,399.85			11,236,802,323.79
NOVEMBER	1,931,295,852.72	2,915,726,158.61	760,703,379.98	43,304,182.80				589,975,264.16							6,241,004,838.27
DECEMBER	3,798,046,653.00	2,885,989,421.14	799,079,852.39	53,574,363.66	252,846,541.78					6,726,665,838.33					14,516,202,670.30
<b>TOTAL</b>	<b>28,797,636,827.29</b>	<b>31,572,943,764.69</b>	<b>9,531,727,843.10</b>	<b>175,304,471.98</b>	<b>720,191,251.06</b>	<b>137,975,942.30</b>	<b>1,517,079,250.69</b>	<b>1,264,232,708.91</b>	<b>8,374,183,312.50</b>	<b>11,498,325,838.33</b>	<b>4,705,550,859.39</b>	<b>1,421,122,887.14</b>	<b>15,035,902,285.70</b>	<b>403,332,755.57</b>	<b>115,155,509,998.65</b>

SUPPLEMENTARY NOTES

NOTE 3	TAX REVENUE	2022			ACTUAL 2021
		ACTUAL	BUDGET	VARIANCE	
		N	N	N	
	022000800100-BOARD OF INTERNAL REVENUE	7,933,641,694.45	11,500,000,000.00	3,566,358,305.55	7,315,286,858.79
	022000800100-BOARD OF INTERNAL REVENUE	1,816,233.74	50,000,000.00	48,183,766.26	33871803.98
	022000800100-BOARD OF INTERNAL REVENUE	179,167,501.92	560,000,000.00	380,832,498.08	132,681,962.61
	022000700100 - ACCOUNTANT GENERAL OFFICE	-	1,000,000,000.00	1,000,000,000.00	9,068,380.00
	021511500100 - LIVESTOCK & GRAZING RES.	2,949,580.00	100,000,000.00	97,050,420.00	15723517.16
	Other (Difference b/w Statement and IGR Submission)	101,722,642.50	-	(101,722,642.50)	0
	Direct Assessment (WHTon Contract)				176,167,553.95
	established liabilities on PAYE				3,470,601,475.00
	<b>TOTAL</b>	<b>8,219,297,652.61</b>	<b>13,210,000,000.00</b>	<b>4,990,702,347.39</b>	<b>11,153,401,551.49</b>
NOTE 3A		2022			ACTUAL 2021
	REFUND FROM FGN	ACTUAL	BUDGET	VARIANCE	ACTUAL 2021
		N	N	N	N
	022000800100-BOARD OF INTERNAL REVENUE	1,685,088,572.06		(1,685,088,572.06)	
	022000800100-BOARD OF INTERNAL REVENUE	1,685,088,572.06		(1,685,088,572.06)	
	<b>TOTAL</b>	<b>3,370,177,144.12</b>	<b>-</b>	<b>(3,370,177,144.12)</b>	<b>-</b>
NOTE 4	NON TAX REVENUE	2022			ACTUAL 2021
	FINES	ACTUAL	BUDGET	VARIANCE	ACTUAL 2021
		N	N	N	N
	011101000100-PUBLIC PROCUREMENT	-	20,000,000.00	20,000,000.00	16,370,400.00
	026000100100 - MIN OF LANDS & SURVEY	-	1,500,000.00	1,500,000.00	
	031805100100 - HIGH COURT OF JUSTICE	12,085,700.00	20,000,000.00	7,914,300.00	11,793,325.00
	031805300100 - SHARIA COURT OF APPEAL	-	500,000.00	500,000.00	
	026000200100 - SURVEYOR GENERAL	527,160.00	200,000.00	(327,160.00)	308,341.83
	<b>SUB TOTAL</b>	<b>12,612,860.00</b>	<b>42,200,000.00</b>	<b>29,587,140.00</b>	<b>28,472,066.83</b>
	FEES				
	022000800100-BOIR	43,507,981.29	236,000,000.00	192,492,018.71	27,535,805.48
	022000800100-BOIR	9,412,168.75	50,000,000.00	40,587,831.25	18,205,274.98
	022000800100-BOIR	2,303,845.00	50,000,000.00	47,696,155.00	5,017,061.49
	011101000100-PUBLIC PROCUREMENT	44,262,130.59	2,000,460,999.00	1,956,198,868.41	76,836,069.67
	011101000100-PUBLIC PROCUREMENT	354,243,724.28	200,000,000.00	(154,243,724.28)	
	021500100100 - MIN OF AGRIC	1,786,150.00	20,000,000.00	18,213,850.00	3,800,900.00
	021500100100 - MIN OF AGRIC	2,101,000.00	4,075,000.00	1,974,000.00	1,641,500.00
	021500100100 - MIN OF AGRIC	-	30,000,000.00	30,000,000.00	
	021511500100 - LIVESTOCK & GRAZING RES.	1,362,400.00	2,000,000.00	637,600.00	1,056,600.00
	021511500100 - LIVESTOCK & GRAZING RES.	-	7,000,000.00	7,000,000.00	
	021511500100 - LIVESTOCK & GRAZING RES.	650,200.00	20,000,000.00	19,349,800.00	
	052100100100 - MIN OF HEALTH	-	9,750,000.00	9,750,000.00	
	052100100100 - MIN OF HEALTH	-	1,950,000.00	1,950,000.00	
	052111300200 - DRUGS & MEDICAL SUPPLY	-	1,500,000.00	1,500,000.00	

SUPPLEMENTARY NOTES

052111300200 - DRUGS & MEDICAL SUPPLY		-	400,000.00	400,000.00	
052111300100 - DRUGS & NARCOTICS		380,000.00	1,000,000.00	620,000.00	360,000.00
023400100100 - MIN OF WORKS		663,750.00	500,000.00	(163,750.00)	
011100700100 - DE&SI		-	500,000.00	500,000.00	
011100700100 - DE&SI		-	300,000.00	300,000.00	
012300100100 - MIN OF INFORMATION		666,000.00	4,265,000.00	3,599,000.00	680,000.00
012301300100 - GOVERNMENT PRINTING		791,250.00	50,000,000.00	49,208,750.00	
012500500100 - DEPT OF ESTABLISHMENT		21,900.00	30,000.00	8,100.00	
012500500100 - DEPT OF ESTABLISHMENT		4,000.00	154,000.00	150,000.00	11,600.00
012500500100 - DEPT OF ESTABLISHMENT		4,500.00	724,000.00	719,500.00	12,000.00
012500500100 - DEPT OF ESTABLISHMENT		7,000.00	12,000.00	5,000.00	35,900.00
012500500200 - DEPT OF HUMAN CAP DEV.		-	500,000.00	500,000.00	
014000200200 -AUDITOR GEN FOR L.G		-	200,000.00	200,000.00	150,000.00
014000100100 -AUDITOR GEN FOR STATE		-	500,000.00	500,000.00	
026000100100 - MIN OF LANDS & SURVEY		22,156,002.29	10,000,000.00	(12,156,002.29)	
026000100100 - MIN OF LANDS & SURVEY		4,433.32	5,000,000.00	4,995,566.68	
026000100100 - MIN OF LANDS & SURVEY		33,714,514.03	1,100,000,000.00	1,066,285,485.97	
026000100100 - MIN OF LANDS & SURVEY		6,144,638.84	15,000,000.00	8,855,361.16	2,031,317.00
026000100100 - MIN OF LANDS & SURVEY		190,000.00	20,000,000.00	19,810,000.00	
026000100100 - MIN OF LANDS & SURVEY		5,149,230.69	510,000,000.00	504,850,769.31	50,770,497.34
026000100100 - MIN OF LANDS & SURVEY		62,000.00	10,000,000.00	9,938,000.00	13,813,419.65
031805100100 - HIGH COURT OF JUSTICE		27,908,461.00	25,000,000.00	(2,908,461.00)	1,280,920.00
031805100100 - HIGH COURT OF JUSTICE		-	25,000,000.00	25,000,000.00	
031805300100 - SHARIA COURT OF APPEAL		2,292,100.00	2,200,000.00	(92,100.00)	1,960,100.00
031805300100 - SHARIA COURT OF APPEAL		389,550.00	300,000.00	(89,550.00)	44,300.00
022200100100 - MIN OF COMMERCE		13,733,200.00	80,000,000.00	66,266,800.00	15,107,547.00
022200100100 - MIN OF COMMERCE		-	10,000,000.00	10,000,000.00	
022200200100 - KIPA		-	70,000,000.00	70,000,000.00	
051700100100 - MIN OF EDUCATION		-	12,500,000.00	12,500,000.00	
051700100100 - MIN OF EDUCATION		-	1,000,000.00	1,000,000.00	
051700100200 - DEPT OF HIGHER EDUCATION		-	6,750,000.00	6,750,000.00	
053900100100 - MIN OF SPORT & SOCIAL DEV.		-	1,000,000.00	1,000,000.00	
053900300100 - SPORT COUNCIL		2,063,800.00	7,000,000.00	4,936,200.00	
051400100100 - MIN OF WOMEN AFFAIRS		-	10,000,000.00	10,000,000.00	11,614,000.00
014900100100 - L.G SERV COMMISSION		-	1,000,000.00	1,000,000.00	
053900200100 - DEPT. OF YOUTH DEVELOPMET		350,000.00	15,400,000.00	15,050,000.00	239,000.00
051700300100 - SUBEB		3,298,000.00	450,031,184.00	446,733,184.00	32529642.98
051700300100 - SUBEB		-	10,000,000.00	10,000,000.00	
026000200100 - SURVEYOR GENERAL		5,547,000.00	17,000,000.00	11,453,000.00	11,153,381.00
026000200100 - SURVEYOR GENERAL		2,755,000.00	500,000.00	(2,255,000.00)	2,160,000.00
026000200100 - SURVEYOR GENERAL		2,540,000.00	3,000,000.00	460,000.00	
022800100100 - MIN OF SCI, TECH & INNOV.		-	1,000,000.00	1,000,000.00	
022800100100 - MIN OF SCI, TECH & INNOV.		-	1,000,000.00	1,000,000.00	
051705400100 - TEACHERS SERV. BOARD		-	1,000,000.00	1,000,000.00	413,000.00

SUPPLEMENTARY NOTES

023300100100 - MIN OF RESOURCE DEV.		-	5,000,000.00	5,000,000.00	
023300100100 - MIN OF RESOURCE DEV.		-	50,000,000.00	50,000,000.00	
022700500100 - EMPLOYMENT PROMOTION		322,000.00	1,500,000.00	1,178,000.00	202,000.00
055100300100 - DEPT OF COMMUNITY DEV.		-	150,000.00	150,000.00	20,000.00
055100300100 - DEPT OF COMMUNITY DEV.		-	665,000.00	665,000.00	
055100300100 - DEPT OF COMMUNITY DEV.		-	250,000.00	250,000.00	
032600100100 - MIN. OF JUSTICE		156,750.00	5,000,000.00	4,843,250.00	282,452.00
031805400100 - SHARIA COMMISSION		-	50,000.00	50,000.00	
<b>SUB TOTAL</b>		<b>590,944,680.08</b>	<b>5,175,117,183.00</b>	<b>4,584,172,502.92</b>	<b>278,964,288.59</b>
<b>TOTAL FINE &amp; FEES</b>		<b>603,557,540.08</b>	<b>5,217,317,183.00</b>	<b>4,613,759,642.92</b>	<b>307,436,355.42</b>
<b>LICENCE</b>					
022000800100-BOIR		1,209,515.00	13,000,000.00	11,790,485.00	
022000800100-BOIR		32,458,610.00	100,000,000.00	67,541,390.00	
022000800100-BOIR		23,601,700.00	60,000,000.00	36,398,300.00	21,725,550.75
022000800100-BOIR		21,854,173.68	150,000,000.00	128,145,826.32	77,808,749.95
022000800100-BOIR		6,791,978.74	60,000,000.00	53,208,021.26	9,862,669.05
022000800100-BOIR		34,343.70	2,000,000.00	1,965,656.30	1,163,481.28
022000800100-BOIR		-	4,000,000.00	4,000,000.00	2,212,360.39
022000800100-BOIR		612,200.00	1,000,000.00	387,800.00	21,656.25
022000800100-BOIR		-	1,000,000.00	1,000,000.00	
022000800100-BOIR		-	1,400,000.00	1,400,000.00	
022000800100-BOIR		-	1,552,000.00	1,552,000.00	
021511500100 - LIVESTOCK & GRAZING RES.		4,105,880.00	2,550,000.00	(1,555,880.00)	4,635,890.00
052100100100 - MIN OF HEALTH		16,125,000.00	750,000.00	(15,375,000.00)	10,090,950.00
052100100100 - MIN OF HEALTH		3,405,000.00	5,550,000.00	2,145,000.00	
052100100100 - MIN OF HEALTH		-	5,970,000.00	5,970,000.00	
023400100100 - MIN OF WORKS		-	600,000.00	600,000.00	
051700100100 - MIN OF EDUCATION		11,354,266.42	750,000.00	(10,604,266.42)	15,115,008.00
051700100200 - DEPT OF HIGHER EDUCATION		-	7,250,000.00	7,250,000.00	
053900100100 - MIN OF SPORT & SOCIAL DEV.		114,000.00	4,500,000.00	4,386,000.00	51,000.00
051700300100 - SUBEB		-	1,980,000.00	1,980,000.00	
<b>SUB TOTAL LICENCE</b>		<b>121,666,667.54</b>	<b>423,852,000.00</b>	<b>302,185,332.46</b>	<b>142,687,315.67</b>
<b>RENT</b>					
022000700100 - AG OFFICE		3,746,696.76	70,000,000.00	66,253,303.24	29,551,809.57
051400100100 - MIN OF WOMEN AFFAIRS		250,000.00	500,000.00	250,000.00	1,962,860.00
014900100100 - L.G SERV COMMISSION		-	4,650,000.00	4,650,000.00	1,450,000.00
011113200100 - INTER GOVT. & DEV. PARTNER		-	10,000,000.00	10,000,000.00	-
011113200100 - INTER GOVT. & DEV. PARTNER		-	100,000,000.00	100,000,000.00	712,500.00
022000700100 - AG OFFICE		-	100,000,000.00	100,000,000.00	
021500100100 - MIN OF AGRIC		3,033,500.00	11,450,000.00	8,416,500.00	2,163,150.00
021500100100 - MIN OF AGRIC		-	8,550,000.00	8,550,000.00	
021500100100 - MIN OF AGRIC		-	1,000,000.00	1,000,000.00	
021511400100 - KTARDA		-	3,000,000.00	3,000,000.00	

SUPPLEMENTARY NOTES

	022200100100 - MIN OF COMMERCE		-	2,000,000.00	2,000,000.00	
	022205300100 - DEPT OF MARKET DEV.		-	9,000,000.00	9,000,000.00	
	<b>SUB TOTAL RENT</b>		<b>7,030,196.76</b>	<b>320,150,000.00</b>	<b>313,119,803.24</b>	<b>35,840,319.57</b>
	<b>EARNINGS</b>					
	022000800100-BOIR		358,269,921.77	700,000,000.00	341,730,078.23	
	021500100100 - MIN OF AGRIC		4,831,500.00	5,000,000.00	168,500.00	
	021511000100 - FASCOKT		-	5,000,000.00	5,000,000.00	
	021511400100 - KTARDA		15,000.00	2,000,000.00	1,985,000.00	5,968,800.00
	021511400100 - KTARDA		-	3,000,000.00	3,000,000.00	
	052111300200 - DRUGS & MEDICAL SUPPLY		-	43,580,000.00	43,580,000.00	
	023400100100 - MIN OF WORKS		-	2,500,000.00	2,500,000.00	370,000.00
	012300100100 - MIN OF INFORMATION		654,400.00	500,000.00	(154,400.00)	
	022200100100 - MIN OF COMMERCE		-	20,000,000.00	20,000,000.00	
	022200100100 - MIN OF COMMERCE		-	5,000,000.00	5,000,000.00	3,080,660.02
	022200100100 - MIN OF COMMERCE		-	50,000,000.00	50,000,000.00	18,000.00
	022200200100 - KIPA		-	30,000,000.00	30,000,000.00	
	022205300100 - DEPT OF MARKET DEV.		-	60,000,000.00	60,000,000.00	
	051700100100 - MIN OF EDUCATION		-	12,500,000.00	12,500,000.00	
	053900300100 - SPORT COUNCIL		-	1,000,000.00	1,000,000.00	2,542,000.00
	051400100100 - MIN OF WOMEN AFFAIRS		-	2,000,000.00	2,000,000.00	
	051400100100 - MIN OF WOMEN AFFAIRS		290,000.00	1,000,000.00	710,000.00	
	014900100100 - L.G SERV COMMISSION		-	700,000.00	700,000.00	
	053900200100 - DEPT. OF YOUTH DEVELOPMET		1,458,000.00	1,000,000.00	(458,000.00)	
	053900200100 - DEPT. OF YOUTH DEVELOPMET		-	-	-	
	022800100100 - MIN OF SCI, TECH & INNOV.		-	1,000,000.00	1,000,000.00	
	022800100100 - MIN OF SCI, TECH & INNOV.		-	2,000,000.00	2,000,000.00	
	032600100100 - MIN. OF JUSTICE		-	70,000,000.00	70,000,000.00	
	<b>SUB TOTAL EARNINGS</b>		<b>365,518,821.77</b>	<b>1,017,780,000.00</b>	<b>652,261,178.23</b>	<b>11,979,460.02</b>
	<b>SALES</b>					
	022000700100 - AG OFFICE		28,284,780.15	30,000,000.00	1,715,219.85	350,602,803.96
	021500100100 - MIN OF AGRIC		3,076,650.00	6,000,000.00	2,923,350.00	
	021511000100 - FASCOKT		-	5,000,000.00	5,000,000.00	
	021511000100 - FASCOKT		-	5,000,000.00	5,000,000.00	
	011100700100 - DE&SI		-	50,000.00	50,000.00	
	014700100100 - CIVIL SERVICE COMM.		374,166.66	1,000,000.00	625,833.34	
	012500500100 - DEPT OF ESTABLISHMENT		-	400,000.00	400,000.00	
	014000200200 -AUDITOR GEN FOR L.G		-	40,000.00	40,000.00	380,000.00
	014000300200 - AUDIT SERV. COMMISSION		-	500,000.00	500,000.00	
	026000100100 - MIN OF LANDS & SURVEY		-	1,000,000.00	1,000,000.00	
	051700100100 - MIN OF EDUCATION		-	100,000.00	100,000.00	
	051700100200 - DEPT OF HIGHER EDUCATION		-	300,000.00	300,000.00	
	051400100100 - MIN OF WOMEN AFFAIRS		9,189,000.00	500,000.00	(8,689,000.00)	
	131801100100 - JUDICIAL SERV. COMM		388,100.00	1,000,000.00	611,900.00	104,600.00



SUPPLEMENTARY NOTES

NOTE 11	SALARIES AND WAGES	2022				ACTUAL 2021
		ACTUAL	BUDGET	VARIANCE		
		N	N	N	N	
010000000000	ADMINISTRATION	4,185,068,342.60	17,036,498,568.00	12,851,430,225.40	4,580,805,073.22	
020000000000	ECONOMIC	2,377,865,324.31	2,836,315,492.00	458,450,167.69	2,518,515,721.65	
030000000000	LAW & JUSTICE	1,754,855,593.22	1,758,213,235	3,357,641.78	1,587,588,733.96	
050000000000	SOCIAL	23,959,442,200.36	27,045,575,886.00	3,086,133,685.64	23,035,126,979.95	
	<b>TOTAL SALARIES</b>	<b>32,277,231,460.49</b>	<b>48,676,603,181.00</b>	<b>16,399,371,720.51</b>	<b>31,722,036,508.78</b>	
NOTE 11	PERSONNEL ANALYSIS	2022				ACTUAL 2021
		ACTUAL	BUDGET	VARIANCE		
		N	N	N	N	
	TOTAL NO. OF EMPLOYEES AT THE BEGINNING OF THE YEAR	21,609	21,998	389	19,705	
	TOTAL NO. OF EMPLOYEES IN THE YEAR	1,195	1,585	390	908	
	TOTAL NO. OF EMPLOYEES RETIRED/LEFT DURING THE YEAR	1,127	1,305	178	996	
	<b>TOTAL NO. OF EMPLOYEE AT THE END OF THE YEAR</b>	<b>21,677</b>	<b>24,888</b>	<b>957</b>	<b>21,609</b>	
NOTE 13	OVERHEAD COST BY FUNCTION	2022				ACTUAL 2021
		ACTUAL	BUDGET	VARIANCE		
		N	N	N	N	
220201	TRAVEL & TRANSPORT	2,587,824,999.45	9,851,705,722.00	7,263,880,722.55	1,617,743,125.32	
220202	UTILITIES	1,160,506,105.86	1,812,664,468.00	652,158,362.14	725,474,394.54	
220203	MATERIALS & SUPPLIES	9,177,841,814.87	15,669,503,728.00	6,491,661,913.13	5,737,401,294.31	
220204	MAINTENANCE SERVICES	4,292,318,342.43	7,323,456,770.00	3,031,138,427.57	2,683,283,642.30	
220205	TRAINING	834,113,763.59	1,109,484,272.00	275,370,508.41	521,434,721.07	
220206	OTHER SERVICES	976,586,611.40	5,492,316,434.00	4,515,729,822.60	610,499,657.90	
220207	CONSULTING & PROFESSIONAL SERVICES	1,100,926,551.32	1,672,478,205.00	571,551,653.68	688,229,057.32	
220208	FUEL & LUBRICANTS	1,549,068,418.09	1,992,679,726.00	443,611,307.91	968,378,767.71	
220209	FINANCIAL CHARGES	914,416,641.45	1,343,871,800.00	429,455,158.55	571,634,958.20	
220210	MISCELLANEOUS EXPENSES	3,310,550,900.20	5,805,028,773.00	2,494,477,872.80	2,069,545,259.42	
	<b>TOTAL</b>	<b>25,904,154,148.66</b>	<b>52,073,189,898.00</b>	<b>26,169,035,749.34</b>	<b>16,193,624,878.09</b>	
NOTE 13	OVERHEAD COST BY SECTOR	2022				ACTUAL 2021
		ACTUAL	BUDGET	VARIANCE		
		N	N	N	N	
010000000000	ADMINISTRATION	15,111,494,782.77	15,123,999,442.00	12,504,659.23	8,282,298,638.70	
020000000000	ECONOMIC	4,678,551,749.67	29,447,345,471.00	24,768,793,721.33	4,815,336,676.89	
030000000000	LAW & JUSTICE	826,469,704.08	1,579,985,753.00	753,516,048.92	1,122,564,727.70	
050000000000	SOCIAL	5,287,637,912.14	5,921,859,232.00	634,221,319.86	1,973,424,834.80	
	<b>TOTAL OVERHEAD COST</b>	<b>25,904,154,148.66</b>	<b>52,073,189,898.00</b>	<b>26,169,035,749.34</b>	<b>16,193,624,878.09</b>	



SUPPLEMENTARY NOTES

NOTE 19	PAYMENT MADE INTO THE SALE OF PROPERTIES ACCOUNT FOR THE YEAR 2022	LANDS		SALE OF HOUSES		ACTUAL 2021	
		N	N	N	N	N	N
	JANUARY	8,166.91	1,023,250,703.00				50,092,472.56
	FEBRUARY	-	51,420,340.25				32,046,595.91
	MARCH	16,333.82	122,833,786.66				135,527,042.86
	APRIL	8,166.91	32,451,294.00				76,016,810.54
	MAY	8,166.91	11,193,218.50				60,636,872.08
	JUNE	8,166.91	25,905,025.50				45,411,697.38
	JULY	8,142.16	49,593,190.66				42,598,743.91
	AUGUST	8,142.16	100,047,237.08				38,191,341.93
	SEPTEMBER	8,117.66	7,118,431.00				33,444,812.74
	OCTOBER	8,117.66	8,267,014.56				40,544,706.62
	NOVEMBER	8,117.66	7,397,091.00				30,356,990.51
	DECEMBER	8,117.66	24,171,620.00				38,375,104.78
	<b>SUB TOTAL</b>	<b>97,756.42</b>	<b>1,463,648,952.21</b>				<b>623,243,191.82</b>
	<b>TOTAL</b>		<b>1,463,746,708.63</b>				<b>623,243,191.82</b>
<b>NOTE 20</b>	<b>CASH &amp; CASH EQUIVALENT</b>	<b>2022</b>					<b>ACTUAL 2021</b>
		<b>N</b>	<b>N</b>				
	MAIN ACCOUNT		330,907,504.96				6,105,228,273.03
	FIXED DEPOSIT INT. A/C		4,787,651.20				4,787,651.20
	MOTOR VEHICLE LOAN A/C		44,780,807.04				48,006,507.17
	SALARY A/C I		137,610,482.51				128,547,834.57
	SALARY A/C II		195,469,737.85				162,331,268.49
	RENT DEDUCTION A/C		13,604,383.22				20,860,767.85
	KTSG A/C		4,791,236.23				
	REFUBISHING LOAN A/C		1,046,044.05				1,046,044.05
	FERTILIZER COLLECTION A/C		1,515,590.64				1,516,280.64
	ECOLOGICAL FUNDS A/A		378,714,995.09				743,713.57
	INTEREST ON ECOLOGICAL FUND		565,578.36				565,578.36
	KTSG HOUSING ESTATE KAFE DISTRICT (IBTC)		28,040,325.58				28,040,325.58
	FIRST BANK KTSG A/C		106,675,549.71				54,645,945.46
	STATE BOARD OF INTERNAL REVENUE A/C		254,956,157.93				1,142,900,755.41
	SECURITY ESCROW A/C (FBN)		42,684.14				42,684.14
	CONSOLIDATED DEBT SERVICE A/C		2,475,880.70				2,475,880.70
	INTEREST ON RETENSION A/C		8,286,622.91				8,286,622.91
	PENSION & GRATUITY A/C		252,634,983.23				42,433,506.98
	BARHIM HOUSING ESTATE		16,926,497.83				10,882,196.32
	BARHIM ESTATE SERVICE CHARGE A/C		91,306,019.39				
	KTS URBAN & REGIONAL PLANNING		94,364,195.70				
	DAURA ROAD HOUSING ESTATE		16,625,984.12				10,843,694.57
	AG MAKERA HOUSING ESTATE CHARGES A/C		643,189.09				
	PURCHASE OF GRAINS A/C		715,836.47				715,836.47
	KTSG A/C VAT		3,323,833,847.57				2,628,092,392.27
	KTSG ECA & VAT A/C		112,715,999.68				
	SCHOLARSHIP ESCROW A/C		440,882.65				328,621,131.05

SUPPLEMENTARY NOTES

MOTEL INVESTMENT A/C			0.00		0.00
KATSINA MOTEL LOAN REPAYMENT A/C			439.50		461.00
272 HOUSING UNITS			0.01		0.01
SALES OF LANDED PROPERTIES			592.00		613.50
250 KABUKAWA HOUSING ESTATE			14,772,532.83		11,237,629.33
KTSG COUNTRPART A/C			4,392,164.22		4,392,164.22
SURE-P A/C (STERLING)			9,213,923.82		9,213,923.82
KTSG UNION A/C			9,964,331.26		
TECH COMM ON SALE OF LANDED PROPERTY UNIT B			7,332,321.98		7,234,639.06
KTSG PARIS CLUB A/C			200.00		200.00
FERTILIZER REPAYMENT A/C			4,872,454.33		
COOPERATE SOCIAL RESPONSIBILITY A/C			62,289,395.18		48,014,962.84
ECOLOGICAL FUNDS (L.G) A/C UBA			422,780,503.94		131,433,158.21
ACCOUNTANT GENERAL ACCOUNT (Fidelity Bank)			991,126,358.69		
SECURITY ESCROW A/C (JAIZ BANK)			58,185,515.52		61,448,983.99
MINIRET SUKUK COMPANY			374,827,896.00		7,594,212.88
STATE SECURITY MUSAWA (Access Bank)			6,914,243.25		6,914,235.25
KTSG HOUSING ESTATE KAFE DISTRICT (UBA)			1,430,792.97		1,430,792.97
ECOLOGICAL FUNDS EXP A/C UBA			20,337,312.61		325,960,409.13
SUKUK EXPENDITURE ACCOUNT			2,206,951,938.39		2,389,868,071.95
KTS RANCH DEV EXPENDITURE A/C			188,789,668.93		95,278,225.53
KTS RANCH DEV PROJ A/C			249,999,696.00		3,249,999,842.25
NIGERIAN EROSION AND WATER SHADE MGMT IFAD/CASP					2,158,290,485.52
RURAL ACCESS & AGRIC MARKETING PROJECT ACCELERATING NUTRITION RESULT IN NIG. (ARIN)					22,294,882.44
CSDP (WORLD BANK)					1,564,285,450.00
					41,249,000.00
					9,033,200.21
<b>SUB TOTAL</b>			<b>8,213,781,972.67</b>		<b>20,876,790,434.90</b>
<b>Board of Survey (HELD BY MDA'S)</b>					
BANK BALANCES			20,748,598,557.20		
DOLLER ACCOUNT IN NAIRA			3,548,775,636.70		
EURO			1,390,697,835.93		
<b>SUB TOTAL</b>			<b>25,688,072,029.83</b>		
<b>TOTAL</b>			<b>33,901,854,002.50</b>		
<b>CASH HELD: EXTERNAL LOANS</b>	<b>2022</b>	<b>2021</b>			
BAL. C/D					
TOTAL LOAN RECEIVED DURING THE YEAR	13,123,993,693.58	22,734,296,980.00			
AMOUNT UTILISED DURING THE YEAR	9,575,218,056.88	19,143,403,428.87			
<b>BAL. B/D DOLLER IN NAIRA</b>	<b>3,548,775,636.70</b>	<b>3,590,893,551.13</b>			
BAL. C/D					
TOTAL LOAN RECEIVED DURING THE YEAR	1,659,563,423.00				
AMOUNT UTILISED DURING THE YEAR	268,872,070.00				
<b>BAL. B/D EURO IN NAIRA</b>	<b>1,390,691,353.00</b>				

NOTE 28	EXTERNAL LOANS										
	LOAN TITLE	LOAN AMOUNT	PRINCIPLES	INTEREST	TOTAL PRIN. & INTER.	ACTUAL DEBT SERVICING	PRINCIPAL BALANCE	DOD IN USD	DOD IN NAIRA		
	KTSG HEALTH SYSTEM DEV. IV	1,543,376.80	7,716.90	5,194.80	12,911.70	6,183,630.05	1,389,039.08	1,483,076.92	665,234,151.27		
	KTSG HEALTH SYSTEM DEV. IV	1,820,452.50	18,204.50	5,575.10	23,779.60	10,666,339.58	1,456,362.03	1,456,362.03	653,251,188.56		
	KATSINA STATE RURAL AGRIC MARKETING PROJECT	3,500,000.00	-	5,132.50	5,132.50	2,458,040.48	3,500,000.00	3,736,949.73	1,676,208,800.00		
	KTSG SMALL EARTH DAM & REHAB.	1,500,000.00	35,250.00	2,020.00	37,270.00	16,717,458.50	339,692.84	339,692.84	152,369,223.38		
	KTSG MULTI STATE WATER	35,131,188.10	878,277.10	32,935.40	911,212.50	543,930,350.99	7,904,494.17	10,519,300.14	4,718,432,076.25		
	KTSG UBE	5,000,000.00	62,500.00	7,279.50	69,779.50	31,299,594.73	1,708,575.64	1,708,575.64	766,381,603.32		
	KTSG HEALTH SYSTEM DEV.	1,276,412.80	31,910.30	3,589.90	35,500.20	21,191,145.04	925,399.27	1,231,521.27	552,398,863.86		
	KTSG LOCAL EMPOWERMENT & ENVIRONMENT	7,414,743.20	73,422.10	23,124.60	96,546.70	43,306,022.29	6,093,145.96	6,093,145.96	2,733,080,620.36		
	KTSG HIV/AIDS PROG.	1,456,292.10	36,407.30	3,815.40	40,222.70	24,010,148.38	959,381.58	1,276,744.92	572,683,934.36		
	KTSG COMMUNITY & SOCIAL DEV. PROJECT	3,250,000.00	32,500.00	11,304.70	43,804.70	26,148,352.71	2,957,499.88	3,935,840.58	1,765,421,290.62		
	KTSG THIRD NAT'L FADAMA PROJECT	2,858,563.00	28,585.60	9,773.30	38,358.90	22,897,589.68	2,598,525.67	3,458,117.73	1,551,138,707.75		
	KTSG SECOND HIV/AIDS PROG.	3,343,202.00	33,432.00	12,387.30	45,819.30	27,350,928.49	3,180,335.47	4,232,390.16	1,898,438,606.21		
	KTSG COMMUNITY & SOCIAL DEV. PROJECT (ADDITIONAL FINANCING)	4,000,000.00	66,000.00	132.60	66,132.60	29,663,777.73	3,538,000.00	3,538,000.00	1,586,969,900.00		
	KTSG AGRIC & COMMUNITY DEV. PROJECT	8,088,106.00	100,797.80	18,698.50	119,496.30	71,330,962.21	3,628,678.81	4,829,045.44	2,166,068,330.66		
	KTSG COMMUNITY BASED AGRIC	3,000,000.00	50,847.50	7,512.20	58,359.70	34,836,673.23	1,932,203.31	2,571,375.99	1,153,390,701.50		
	KTSG FADAMA DEV.	3,226,480.00	16,132.40	10,222.99	26,355.39	15,418,323.14	2,687,773.60	3,505,496.73	1,572,390,560.38		
	<b>TOTAL</b>					<b>927,409,337.23</b>		<b>53,915,636.08</b>	<b>24,183,858,558.48</b>		
	INTERNAL LOANS										
		HISTORICAL			ACTUAL			PROJECTION			
		DEBT STOCK	DEBT SERVICE		DEBT STOCK	DEBT SERVICE		NEW LOAN/DISBURSEMENT/AR REARS/DEBT	DEBT STOCK	DEBT SERVICE	
			PRINCIPAL	INTEREST		PRINCIPAL	INTEREST			PRINCIPAL	INTEREST
	BUDGET SUPPORT FACILITY	17,336,616,146.02	32,735,362.65	431,988,990.65	17,303,880,783.37	32,735,362.65	431,988,990.65		17,271,145,420.72	32,735,362.65	431,988,990.65
	SALARY BAIL-OUT	7,806,835,291.43	138,582,875.01	179,318,646.66	7,668,252,416.42	138,582,875.01	178,156,828.59		7,529,669,541.41	138,582,875.01	175,001,695.19
	EXCESS CRUDE ACCOUNT (ECA) LOAN	7,208,333,333.26	125,000,000.01	166,812,500.00	7,083,333,333.25	125,000,000.01	165,000,000.00		6,958,333,333.24	125,000,000.01	162,187,502.00
	STATE BONDS	11,104,331,927.50	2,550,000,000.00		8,554,331,927.50	2,550,000,000.00			6,004,331,927.50	2,550,000,000.00	
	CONTRACTORS' ARREARS	9,970,662,501.68	5,848,498,326.34	3,975,718,000.35	2,137,656,070.05	12,661,982,987.71		4,828,976,556.08	2,137,656,070.05		
	PENSION AND GRATUITY ARREARS	8,295,018,833.43		844,951,391.42	8,762,688,544.14			467,669,710.71	8,762,688,544.14		
		<b>61,721,798,033.32</b>	<b>8,694,816,564.01</b>	<b>5,598,789,529.08</b>	<b>51,510,143,074.73</b>	<b>15,508,301,225.38</b>	<b>775,145,819.24</b>	<b>5,296,646,266.79</b>	<b>48,663,824,837.06</b>	<b>2,846,318,237.67</b>	<b>769,178,187.84</b>

SUPPLEMENTARY NOTES

<b>NOTE 31</b>	<b>10% COST OF COLLECTION</b>				
	<b>JANUARY - DECEMBER 2022</b>				
	<b>10% COST OF COLLECTION</b>		<b>STATEMENT</b>		<b>ACTUAL 2021</b>
			<b>N</b>		<b>N</b>
	JANUARY		110,438,334.64		
	FEBRUARY		71,755,865.60		
	MARCH		74,558,603.56		
	APRIL		67,949,078.69		161,001,832.42
	MAY		89,324,793.50		
	JUNE		65,030,055.60		142,561,104.51
	JULY		67,654,414.46		
	AUGUST		102,658,820.45		
	SEPTEMBER		51,677,045.27		76,978,865.14
	OCTOBER		96,147,449.32		62,277,375.73
	NOVEMBER		76,703,379.99		101,575,488.51
	DECEMBER		79,899,812.58		136,881,596.59
	<b>TOTAL</b>		<b>953,797,653.66</b>		<b>681,276,262.90</b>