



2019

Accountant
General's
Annual

Reports

with Financial Statements

FOR THE YEAR ENDED 31ST DECEMBER, 2019
Ministry of Finance, Budget and Planning, Lafia

CONTENTS

- 1 STATEMENT OF RESPONSIBILITY 2 GENERAL INFORMATION 3-6 STATEMENT OF ACCOUNTING POLICIES 6 THE FINANCIAL YEAR 2019 BUDGET 7 AUDITOR-GENERAL'S CERTIFICATION

Section A

8-9 CASH FLOW STATEMENT

10 STATEMENT OF ASSETS AND LIABILITIES


11 STATEMENT OF CONSOLIDATED REVENUE FUND

12 STATEMENT OF CAPITAL DEVELOPMENT FUND

13-45 NOTES TO THE FINANCIAL STATEMENTS

Section B

53-66 REFERENCE (SUPPLEMENTARY) NOTES TO THE FINANCIAL STATEMENTS



His Excellency
ENGR. ABDULLAHI A. SULE
Executive Governor
Nasarawa State



2019

Accountant
General's
Annual

Reports
with Financial Statements



His Excellency

DR. EMMANUEL A. AKABE

Deputy Governor

Nasarawa State



2019
Accountant
General's
Annual


Reports
with Financial Statements



HARUNA ADAMU OGBOLE, FCNA


*Honourable Commissioner,
Ministry of Finance, Budget and Planning*

Nasarawa State



EMMANUEL M. ALIDZI, FCE

*Permanent Secretary
Ministry of Finance, Budget and Planning
Nasarawa State*



ZAKKA L. YAKUBU, Bsc. MBA

Accountant-General

Nasarawa State




2019

Accountant
General's
Annual

Reports

with Financial Statements

Treasury Team



ZAKKA L. YAKUBU, Bsc. MBA
Accountant-General
Nasarawa State



ADAMU E. KAIKA, CNA
Director, Treasury



SULEIMAN O. OGUDU
Director, Main/Final Accounts



ADAMU A. HASKE
Director, Inspectorate



OBADIAH D. ATTAH
Ag. Director, Debt Mgt.



IBRAHIM A. OLOSE
Director, Finance & Accounts (AG)



SHUAIBU A. ALIYU, FCNA
Director, Finance & Accounts (PS)



AGOT G. JAMES
Director, Revenue & Investment



MOHAMMED ABDUL
Director, Administration & Supplies



ATAKA A. PETERS
Ag. Director, Budgets



ISA A. OSAMA
Director, Planning,
Research & Statistics



*Staff of
Final / Main
Accounts*



SULEIMAN O. OGUDU
Director, Final/Main Accounts



JATAU EMMANUEL, BSc., PGD, NSA
Chief Programme Analyst



JAMES O. O. ABISABA, ACCA
Chief Accountant






DANJUMA BANA
Deputy Director



SOLOMON Y. OJITO
Senior Accountant

Home of Solid Minerals



STATEMENT OF RESPONSIBILITY

These Financial Statements have been prepared in accordance with the provisions of the Finance (Control and Management) Act of 1958 now CAP 144LFN, 1990, the financial regulations (2000). The Financial Statements comply with Generally Accepted Accounting Practice (GAAP) and the Federation Account Allocation Committee (FAAC) Standardized General Purpose Financial Statements Format for Cash Basis of Accounting.

The Nasarawa State Commissioner of Finance under the Finance (Control Management) Act of 1958 as amended is responsible to supervise the expenditure and finances of the State Government, ensuring that a full account is made to the Legislature and its Financial control is maintained and for such purpose shall, subject to the provisions of the Constitution of the federal Republic of Nigeria 1999 and of the Finance (control and management) Act 1958 as amended, have the management of the consolidated Revenue fund and the supervision, control and regulation of all matters relating to the financial affairs of the State Government which are not by law assigned to any other Commissioner. In that regard the Commissioner of Finance may make regulation, give instructions and issue such directives for the better carrying out of the intent and purposes of the House of Assembly, and for the safety, economy and advantage of the public revenue and property.

The permanent Secretary in the State Government Ministry of Finance provides support to the Commissioner of Finance in carrying out his duties under the law and he is responsible for the effective application of the Finance (Control and Management) Act of 1958 as amended and

any regulations made or any instructions given or any directives issue under that Act.

The Accountant-General is responsible for the compilation and management of the accounts of the State Government and for the custody and safety of public moneys and other resources of the State Government. In addition to fulfilling the accounting and financial reporting responsibilities, the Accounting-General is responsible for establishing and maintaining adequate system of internal controls designed to provide reasonable assurance that the transactions recorded are within Statutory provision and the Financial resources are applied and used for the purpose intended. In preparing these General Purpose Financial Statements, the most appropriate accounting policies have been consistently applied and supported by reasonable and prudent judgements and estimates. To the best of my Knowledge, the report and general Purpose Financial Statements give a true and fair view of the cash flows for the financial year ended 31st December 2019 and of the State of affairs (financial assets and liabilities) of the Nasarawa State Government as at 31st December 2019.


Zakka L. Yakubu, B.Sc, MBA

Accountant-General
Nasarawa State
4th May, 2020

The numbered notes that follow relate directly to the content of the General purpose Financial Statements above and are numbered accordingly.

1. GENERAL INFORMATION

In July 2010, the Federal Executive Council (FEC) approved the adoption of the international Public Accounting Standards (IPSAS) in Nigeria. Subsequently, in June 2011 the Federation Accounting and Allocation Committee (FAAC) set up a Technical Sub-Committee to Provide a Roadmap for the adoption, implementation and application of IPSAS in the three tiers of government in Nigeria.

The Technical Sub-Committee developed a comprehensive and standardised National Chart of Accounts (NCOA) and also put together harmonised formats for the General Purpose Financial Statements (GPFS) for IPSAS cash and accrual as well as the Accounting Policies. Consequently, the IPSAS Cash Basis of Accounting is to be implemented with effect from 1st January 2014 while the IPSAS Accrual Basis of Accounting with effect from 1st January 2017.

The NCOA is an integrated budget and accounting classification system which has been prepared primarily for the implementation of the uniform accounting system that is IPSAS compliant. The NCOA therefore provides the platform for Budgeting, Accounting and Reporting of all Government financial transactions in the three tiers of Government in Nigeria.

Pursuant to the foregoing, it becomes imperative that the preparation of the 2014 Budget be based on the New National Chart of Accounts across the three tiers of government in Nigeria.

In line with the adoption, the office of the Accountant-General of the Federation, State Accountant-General and Directors of Finance and Accounts/Treasury in Local Government Councils are to commence the implementation of the provisions of IPSAS and keep their books of accounts in Accordance with the NCOA and the GPFS Formats.

The General Purpose Financial Statements (GPFS) comprise of Statement of cash receipts and payments and other Statements that disclose additional information about the cash receipts, payments and balances controlled by the entity, and accounting policies and notes. In the three tiers of Government.

The GPFS are:

- i. **Statement 1- Cash Flow Statement:** Statement of cash receipts and payments. Which recognizes all cash receipts, cash payments and cash balances controlled by the entity and separately identifies payments made by third parties on behalf of the entity.
- ii. **Statement 2- Statement of Assets and liabilities:** Statement of Financial Position.
- iii. **Statement 3- Statement of Consolidated Revenue Fund:** Statement of Recurrent financial performance.
- iv. **Statement 4-Statement of Capital development Fund:** Statement of Capital Financial Performance.
- v. **Notes to the Accounts:** Accounting Policies and additional disclosures to explain the GPFS.

2. ACCOUNTING POLICIES

These are the specific principles, basis, conventions, rules and practices adopted by the Nasarawa State Government of the Federal Republic of Nigeria in preparing and presenting the General Purpose Financial Statements. The general purpose Financial Statements have been prepared in accordance with the following accounting policies, which have been applied consistently in all material aspects, unless otherwise indicated. However, where appropriate and meaningful, additional information has been disclosed to enhance the usefulness of the Financial Statements and to comply with the requirements of the GPFS Formats issued by FAAC.

a. Basis of Preparation and Legal Provision: These General purpose Financial Statements have been prepared under the historical cost convention and in accordance with the requirements of the GPFS Format Cash Basis of accounting issued by the Financial Reporting Council of Nigeria. In addition the GPFS are in compliance with the provisions of the finance (Control and management) Act 1958 now CAP 144LFN, the Financial Regulations (2000) and other known legal requirements.

The Cash basis of accounting recognizes transactions and events only when cash (including cash equivalent) is received or paid by the entity. GPFS prepared under the cash basis provide readers with information about the sources of cash raised during the period, the purposes for which cash was used and the cash balances and changes therein. Notes to the GPFS provide additional information about liabilities, including payables and borrowings and non-cash assets that include receivables, investments and property, plant and equipment.

b. Reporting entity: The General Purpose Financial Statements are for the Nasarawa State Government of the Federal Republic of Nigeria. The GPFS encompass the reporting entity as specified in the constitution of the Federal Republic of Nigeria. The Consolidation of the GPFS are based on the cash transactions of all Ministries, Department and Agencies (MDAs) under the control of the Nasarawa State Government, except Government Business Enterprises (GBEs).

The General Purpose draft Financial Statements cover all public funds of the Nasarawa State Government.

These comprise:

- i. Consolidated Revenue Fund** - established by section 80 of the constitution of the Federal Republic of Nigeria.
- ii. Development Fund** - established under the first schedule of the Finance (Control and management) Act of 1958 (amended) to finance the general capital expenditure of the State Government, including non-recurrent statutory expenditure not suitable for inclusion in the Estimates of Recurrent Expenditure.
- c. Reporting period:** The reporting period for these General purpose Financial Statements is the financial year of the Nasarawa State Government, which runs from 1st January, 2019 to 31st December, 2019.
- d. Functional and presentation (or reporting) currency:** The GPFS are prepared and presented in Nigerian Naira (N), which is the legal tender of the Federal Republic of Nigeria and also the Functional Currency of the Nasarawa State Government.
- e. Comparative Information:** The GPFS disclose all numerical information relating to previous period (at least one year). Where

necessary figures included in the prior period financial statements have been reclassified to ensure that the format in which the information is presented is consistent with the format of the current year's GPFS.

- f. Budget Figures:** These are figures from the approved annual budget (and supplementary budget) as approved in accordance with the Appropriation Act. The GPFS are classified in the same form as the State Budget and in accordance with the approved National Chart of Accounts.
- g. Translation of transactions in foreign currency:** Foreign currency transactions throughout the year are converted into Nigerian Naira at the exchange rate (Central Bank of Nigeria - CBN) ruling at the date of the transaction. Foreign currency balances as at the year end, are translated at the exchange rates prevailing on that date. Foreign exchange gains and losses resulting from the settlement of such transactions and from translation at year end exchange rates of monetary assets and liabilities denominated foreign currencies are recognised in the statement of cash receipts and payments either as receipts/payments accordingly.
- h. Receipts:** These are Cash inflows within the financial year. They comprise of receipts from Statutory Allocations Taxes, External Assistance (Bilateral and Multilateral Agencies). Other Aid and Grants, other borrowings, Capital receipts (Sales of Government Assets etc.), Receipts from Trading activities and others receipts.

These items are disclosed at the face of the Statement of cash Receipts and payment for the year in accordance with the standardised GPFS format, with accompanying Notes Provided. Many services and benefits are provided by the State Government to the public but these do not

necessarily give rise to revenue receipts to the State Government Equivalently, Payment of Tax and other dues do not necessarily result in an entitlement to the tax payer to receive equivalent of service or benefits because there is no explicit relationship between payments and of tax and other dues, and receipt of goods and services from the State Government.

Receipts are recognized as follows:

- i. from the Federal Government on net basis, with adjustments made for to gross up the amount received.
- ii. **Direct Taxes** - These are recognized when they are received and under the control of State Government.
- iii. **Non-Tax Revenue Receipts** - Non-Tax Receipts are licences/Mining Rent/fees/charges collected and proceeds from sales of designated services by the State government. Sales of Services are recognized in the period in which the payment for the service is received and not necessarily when the service is rendered. Non - Tax Receipts, whether directly collected by the State Government or collected by another entity on its behalf is recognized when received. Interest actually received during the financial year are treated as a receipt under item "other receipts".
- iv. **External Assistance** - These provided as receipts from loans are funds received from external sources to be paid back at an agreed period of time, are categorised either as Bilateral or Multilateral. The External Loans receipts are disclosed separately under Statement of Cash receipts and Payment for the year.
- v. **Other Borrowing/Grants & Aids Received** - These are recognize when received and are separately disclosed under Statement of Cash receipts and Payment for the year.

- i. Payments:** these are Recurrent and Capital Cash outflows made during the financial year and are categorised by function/sector in the statement of cash receipts and payment for the year.
Payments for purchase of item of capital nature are expense in the year in which the item has been purchased and are disclosed under capital payments. Investment in Public Private Entities (PPEs) are also treated in the same way as capital purchase.
- j.** Payment to other Government and Agencies in form of loans during the year are shown separately in the statement of Receipts and payments Amount disclosed are actual amount paid during the year. Furthermore, these loans issued out by the State Government are recorded as assets in the Statement of Assets and liabilities when issued out and on historical cost basis with write down for irrevocable amounts.
- k. Loan Repayments:** Cash receipts from loans granted to other agencies and Government are classified under loan repayment in the statement of receipts and payments. Amount disclosed are actual amount received during the year Furthermore, the outstanding loans are recorded as liabilities when loan drawn is made, with appropriate disclosure of unknown balances.
- l. Prepayments:** Prepaid expenses are amounts paid in advance of receipt of goods or services and are charged directly to the respective expenditure item
- m. Investments:** Cash payments made for investment purposes such as purchase of government stock, Treasury Bills and certificates of Deposit are capital costs and are disclosed as purchase of financial instruments. They are separately disclosed in GPFS (Statement of receipts and Payments) under capital payments. Furthermore, these investments are carried forward in the Statement of Assets and liabilities at cost until they are disposed of by the State Government.
- n. Leases:** Cash payment for finance leases, which effectively transfer to the State Government substantially all the risks and benefits incidental to ownership of the leased item, are treated as capital payment and disclosed in the statement of cash receipts and payments. Operating lease cash payments, where the lessors effectively retain substantially all the risk and benefits of ownership of the leased items, are treated as operating expenses.
- o. Cash and Cash Equivalents:** For the purposes of the Cash flow statement, cash and cash equivalents comprise cash at hand, deposits held, other short term highly liquid investments and bank overdraft at the end of the financial year. Bank overdrafts are shown separately on the face of the statement of Assets and liabilities.
- p. Advances:** The Government policy specifically states that all Advances are to be retired before the end of the financial year. However should circumstances occur (including an Emergency) where either an advance already given could not be accounted for such an advance (or balance outstanding) shall be treated as cash equivalent since there shall be no proof that such funds have been utilised.
- q. Property, Plant and Equipment (physical assets or fixed assets):** Property, Plant and equipment principally comprises land buildings, plant, vehicles, equipment, highways specialist military equipment and any other infrastructure assets but does not include regenerative natural resources such as forests and mineral resources. Under the State Government's cash basis of accounting, purchases of property, plant and equipment were expense fully in the year of purchase. Proceeds from disposal of property, plant and equipment are recognized as non-tax receipt in the period in which they are received

NOTES TO THE GENERAL PURPOSE FINANCE STATEMENTS

- r. **Inventories:** Consumable supplies are expense in the period in which they are paid for.
- s. **Employment Benefits:** Employee benefits include salaries, wages allowances, pensions and other related employment costs. Employee benefits are recognized only when they are paid. No provision is made for accrued leave or reimbursable duty allowances.
- t. **Contingencies:** Contingent liabilities are recorded in statement of contingent Liabilities (On memorandum basis) when the contingency becomes evident and under the cash accounting method they are recognized only when the contingent event occurs and payment is made. Contingent assets are neither recognized nor disclosed.
- u. **Commitments and Guarantees Long Term:** Commitments including operating and capital commitments arising from non-cancellable contractual or statutory obligations as well as guarantees made by the State Government are reported as Notes to the General Purpose Financial Statements.

3. THE FINANCIAL YEAR 2019 BUDGET

At the onset of the financial year 2019, Appropriation Act of 2019 was passed by the House of Assembly, which appropriated a total of N90,170,246,464.00. This is made up of Recurrent Expenditure of N50,920,581,277.00, Capital Expenditure of N32,070,994,046.00 and Consolidated Revenue Fund charges of N7,178,671,140.00. During the financial year, there was a supplementary budget appropriation for N4,668,169,203.00 which was passed by the House of Assembly on 19th November, 2019.

We accept responsibility for the integrity of these financial statements, the information they contain and their compliance with the Finance (Control and Management) Act 1958 as amended.



Haruna Adamu Ogbole, FCNA
Honourable Commissioner
Ministry of Finance, Budget and Planning
Nasarawa State



Zakka L. Yakubu, B.Sc, MBA
Accountant-General
Nasarawa State



AUDITOR GENERAL'S

Certification

In compliance with section 125(5) of the Constitution of the Federal Republic of Nigeria 1999 as amended, I have examined the accounts and the financial statements of Nasarawa State of Nigeria for the year ended 31st December, 2019.

Proper returns have been rendered by the Ministries, Departments and Agencies (MDAs) and their related Parastatals in conformity with Public Finance Law.

I have obtained all information and explanations necessary in the discharge of my responsibilities.

The Audit was conducted in accordance with Generally Accepted Auditing Practice (GAAP) and in line with concept National Auditing Standard for Public Sector Accounts in Nigeria. These Standards required that we comply with ethical requirements, plan and perform the Audit to obtain reasonable assurance as to whether the Financial Statements are free from material misstatement(s).

In the discharge of my responsibility as required by section 125(5) of the same Constitution, the Financial Statements have been certified correct subject to my comments contained in this report.

In my opinion, the Financial Statements of Nasarawa State Government for the period ended 31st December, 2019 give a true and fair view of the state of financial affairs for the period stated in the report.

LAMUS A. RAYYANU (FCNA, FMNES)
Auditor-General
Nasarawa State, Nigeria.

STATEMENT NO. 1 CASHFLOW STATEMENT

FINAL BUDGET				
YEAR 2019	DETAILS	NOTES	ACTUAL 2019	ACTUAL 2018
N			N	N
	CASH FLOW FROM OPERATING ACTIVITIES:			
	RECEIPTS:			
42,000,000,000	STATUTORY ALLOCATION - FAAC	1a	37,972,811,519	39,213,096,989
11,000,000,000	VALUE-ADDED TAX (VAT) ALLOCATION	2a	10,371,432,684	9,601,250,636
	OTHER STATUTORY ALLOCATION:-			
	REFUND FROM NNPC	1c	56,533,451	131,549,630
	SHARE OF FOREX EQUALIZATION	1d	623,348,357	848,009,576
	PARIS CLUB REFUNDS	1e	4,002,623,765	5,103,935,647
1,500,000,000	EXCHANGE GAIN	1f	57,619,664	393,361,075
1,500,000,000	SPECIAL ALLOCATION	1g	368,616,011	-
	REFUND OF EXCESS CHARGES	1h	90,267,009	216,412,175
56,000,000,000	TOTAL REVENUE FROM STATUTORY ALLOCATION - FAAC		53,543,252,459	55,507,615,728
	INTERNALLY GENERATED REVENUE (IGR):-			
7,423,100,309	DIRECT TAXES	3A	5,119,342,427	5,513,096,262
292,593,267	LICENCES	3B(i)	166,061,174	164,902,924
5,566,900,000	FEES	3B(ii)	5,366,315,492	4,267,554,014
53,500,000	FINES	3B(iii)	5,239,576	3,474,009
3,575,610,000	SALES	3B(iv)	231,183,956	977,068,226
406,360,000	EARNINGS	3B(v)	363,270,544	546,606,655
33,150,000	RENT ON GOVERNMENT BUILDINGS	3B(vi)	23,506,542	27,298,843
402,000,000	RENT ON GOVERNMENT LANDS AND OTHERS	3B(vii)	292,244,711	343,957,278
2,586,214,679	REPAYMENTS	3B(viii)	3,017,656,180	3,132,064,870
10,000,000	INVESTMENT INCOME	3B(ix)	-	-
-	SUNDRY INCOME		-	-
-	DLI INCOME (INCLUDING INTEREST EARNED)		-	191,346,638
20,349,428,255	TOTAL INTERNALLY GENERATED REVENUE (IGR)		14,584,820,601	15,167,369,718
76,349,428,255	TOTAL REVENUE		68,128,073,060	70,674,985,446
	PAYMENTS:			
26,082,338,701	PERSONNEL COSTS	4	22,601,387,287	15,980,132,850
26,482,977,095	OVERHEAD COSTS	5	20,006,775,314	17,033,349,683
	GRANTS & SUBVENTIONS TO BOARDS AND PARASTATALS	6	35,248,983	4,954,059,873
3,801,115,482	CONSOLIDATED REVENUE FUND CHARGES (SERVICE WIDE VOTE)	7	4,017,616,208	2,818,737,614
2,230,000,000	CONTRIBUTION TO PENSION AND GRATUITY	8	3,191,807,205	3,379,296,926
	TRANSFER TO SINKING FUND INVESTMENT	9	1,371,949,401	-
-	TRANSFER TO LGAs ITE EDU.BIJO LTD MOF (DLI EXPENSES)		-	-
58,596,431,278	TOTAL PAYMENTS		51,224,784,398	44,165,576,945
17,752,996,977	NET CASHFLOW FROM OPERATING ACTIVITIES		16,903,288,662	26,509,408,501

STATEMENT NO. 1 CASHFLOW STATEMENT



2019
Accountant
General's
Annual

Reports
With Financial Statements

FINAL BUDGET YEAR 2019	DETAILS	NOTES	ACTUAL 2019	ACTUAL 2018
N			N	N
	CASH FLOW FROM INVESTMENT ACTIVITIES:			
3,125,000,000	CAPITAL EXPENDITURE - ADMINISTRATIVE SECTOR	10	1,605,085,816	1,144,969,057
25,991,394,046	CAPITAL EXPENDITURE - ECONOMIC SECTOR	10	12,625,750,356	20,596,822,530
1,105,500,000	CAPITAL EXPENDITURE - LAW AND JUSTICE SECTOR	10	126,962,605	552,843,087
4,044,023,853	CAPITAL EXPENDITURE - SOCIAL SECTOR	10	1,714,726,632	1,376,314,444
-	CAPITAL EXPENDITURE - JUDGEMENT DEBTS	10	106,912,727	422,844,189
-	PURCHASE OF FINANCIAL MARKET INSTRUMENTS		-	-
-	PROCEEDS FROM SALES OF FIXED ASSETS		-	-
34,265,917,899	NET TOTAL FROM INVESTMENT ACTIVITIES		16,179,438,137	24,093,793,308
(16,512,920,922)	OPERATING SURPLUS (2)		723,850,526	2,415,615,192
	CASH FLOW FROM FINANCING ACTIVITIES:			
7,343,312,179	PROCEEDS FROM AIDS & GRANTS	11	3,822,896,358	1,543,741,937
	PROCEEDS FROM EXTERNAL LOANS			
5,000,000,000	PROCEEDS FROM INTERNAL LOANS	12	5,000,000,000	700,000,000
	PROCEEDS FROM OTHER CAPITAL RECEIPTS			
	REFUND TO PLATEAU STATE - PARIS CLUB LOAN			
(330,000,000)	REPAYMENT OF EXTERNAL LOANS	13	(271,331,375)	(220,702,675)
(4,491,671,140)	REPAYMENT OF INTERNAL LOANS	14	(1,225,425,176)	(1,052,650,221)
7,521,641,039	NET TOTAL FROM FINANCING ACTIVITIES		7,326,139,806	970,389,041
(8,991,279,883)	OPERATING SURPLUS (3)		8,049,990,332	3,386,004,233
	MOVEMENT IN OTHER CASH EQUIVALENTS:			
	BTL RECEIPTS			
	PROJECTS & PROGRAMMES INTERVENTION FUNDS		(7,122,179,192)	(1,666,635,924)
-	NET MOVEMENT ON OTHER CASH EQUIVALENTS		(7,122,179,192)	(1,666,635,924)
(8,991,279,883)	NET SURPLUS/(DEFICIT) FOR THE YEAR		927,811,140	1,719,368,309
1,477,406,029	OPENING CASH BALANCE (CASH & ITS EQUIVALENT AS AT 1ST JAN, 2019)		5,055,989,017	3,336,620,708
(7,513,873,854)	CLOSING CASH BALANCE (CASH & ITS EQUIVALENT AS AT 31ST DECEMBER, 2019)		5,983,800,157	5,055,989,017
	TREASURIES AND BANK BALANCES	16	5,983,800,156	5,055,989,017

STATEMENT NO. 2
STATEMENT OF ASSETS
AND LIABILITIES



2019
Accountant
General's
Annual

Reports
with Financial Statements

	DETAILS	NOTES	ACTUAL 2019	ACTUAL 2018
			N	N
A	LIQUID ASSETS:			
	TREASURIES AND BANK BALANCES	16	5,983,800,156	5,055,989,017
B	INVESTMENTS AND OTHERS ASSETS:			
	INVESTMENTS	17	840,634,260	840,634,260
	SINKING FUND INVESTMENT - 1		744,295,080	-
	SINKING FUND INVESTMENT - 2		1,371,949,401	-
	LIABILITY OVER ASSETS		53,113,991,087	44,422,356,261
	SUB TOTAL		56,070,869,828	45,262,990,521
	TOTAL ASSETS (A + B)		62,054,669,984	50,318,979,538
C	PUBLIC FUNDS:			
	CONSOLIDATED REVENUE FUND		214,572,735	(569,780,184)
	CAPITAL DEVELOPMENT FUND		208,469,757	65,011,537
	PROJECTS/PROG. INTERVENTION FUNDS	15	7,122,179,192	7,227,393,588
	SUB TOTAL - PUBLIC FUNDS		7,545,221,684	6,722,624,941
D	LIABILITIES:			
	INTERNAL LOANS	18	36,822,911,441	25,545,336,617
	EXTERNAL LOANS	19	17,686,536,859	18,051,017,981
	SUB TOTAL - LIABILITIES		54,509,448,300	43,596,354,597
	PUBLIC FUND + LIABILITIES (C + D)		62,054,669,984	50,318,979,538

STATEMENT NO. 3
STATEMENT OF CONSOLIDATED
REVENUE FUND



2019
Accountant
General's
Annual

Reports
With Financial Statements

ACTUAL YEAR 2018	DETAILS	NOTES	ACTUAL 2019	FINAL BUDGET 2019	INITIAL/ORIG. BUDGET 2019	SUPPLEMENTARY BUDGET 2019	%TAGE ACHIEVED	VARIANCE AMOUNT
N			N	N	N	N		
3,321,557,800	OPENING BALANCE		(569,780,184)					(569,780,184)
	ADD: REVENUE							
39,213,096,989	STATUTORY ALLOCATION - FAAC	1a	37,972,811,519	42,000,000,000	42,000,000,000		90.41	(4,027,188,481)
9,601,250,636	VALUE-ADDED TAX (VAT) ALLOCATION	2a	10,371,432,684	11,000,000,000	11,000,000,000		94.29	(628,567,316)
131,549,630	REFUND FROM NNPC	1c	56,533,451					56,533,451
848,009,576	SHARE OF FOREX EQUALIZATION	1d	623,348,357					623,348,357
5,103,935,647	PARIS CLUB REFUNDS	1e	4,002,623,765					4,002,623,765
393,361,075	EXCHANGE GAIN	1f	57,619,664	1,500,000,000	1,500,000,000		3.84	(1,442,380,336)
-	SPECIAL ALLOCATION	1g	368,616,011	1,500,000,000	1,500,000,000		24.57	(1,131,383,989)
216,412,175	REFUND OF EXCESS CHARGES	1h	90,267,009	-	-			90,267,009
55,507,615,728	SUB-TOTAL STATUTORY ALLOCATION		53,543,252,459	56,000,000,000	56,000,000,000		95.61	(2,456,747,541)
	INDEPENDENT REVENUE (IGR)							
5,513,096,262	DIRECT TAXES	3A	5,119,342,427	7,423,100,309	7,423,100,309		68.97	(2,303,757,883)
164,902,924	LICENCES	3B(i)	166,061,174	292,593,267	292,593,267		56.75	(126,532,093)
4,267,554,014	FEES	3B(ii)	5,366,315,492	5,566,900,000	5,566,900,000		96.40	(200,584,508)
3,474,009	FINES	3B(iii)	5,239,576	53,500,000	53,500,000		9.79	(48,260,424)
977,068,226	SALES	3B(iv)	231,183,956	3,575,610,000	3,575,610,000		6.47	(3,344,426,044)
546,606,655	EARNINGS	3B(v)	363,270,544	406,360,000	406,360,000		89.40	(43,089,456)
27,298,843	RENT ON GOVERNMENT BUILDINGS	3B(vi)	23,506,542	33,150,000	33,150,000		70.91	(9,643,458)
343,957,278	RENT ON GOVERNMENT LANDS AND OTHERS	3B(vii)	292,244,711	402,000,000	402,000,000		72.70	(109,755,289)
3,132,064,870	REPAYMENTS	3B(viii)	3,017,656,180	2,586,214,679	2,586,214,679		116.68	431,441,501
-	INVESTMENT INCOME	3B(ix)	-	10,000,000	10,000,000		-	10,000,000
-	SUNDRY INCOME		-	-	-		-	-
191,346,638	DLI INCOME (INCLUDING INTEREST EARNED)		-	-	-		-	-
15,167,369,718	SUB-TOTAL: INDEPENDENT INCOME (IGR)		14,584,820,601	20,349,428,255	20,349,428,255		71.67	(5,764,607,654)
73,996,543,246	TOTAL REVENUE (RECEIPTS)		67,558,292,876	76,349,428,255	76,349,428,255		88.49	(8,791,135,379)
	LESS: EXPENDITURE							
15,980,132,850	PERSONNEL COSTS	4	22,601,387,287	26,055,838,701	25,428,538,701	627,300,000	86.74	3,454,451,414
17,033,349,683	OVERHEAD COSTS	5	20,006,775,314	26,069,747,095	24,426,627,095	1,643,120,000	76.74	6,062,971,781
4,954,059,873	GRANTS & SUBVENTIONS TO BOARDS AND PARASTATALS	6	35,248,983	-	-			(35,248,983)
2,818,737,614	CONSOLIDATED REVENUE FUND CHARGES(SERVICE WIDE VOT)	7	4,017,616,208	1,571,115,482	1,193,415,482	377,700,000	255.72	(2,446,500,726)
3,379,296,926	CONTRIBUTION TO PENSION AND GRATUITY	8	3,191,807,205	2,230,000,000	2,230,000,000		143.13	(961,807,205)
-	TRANSFER TO SINKING FUND INVESTMENT	9	1,371,949,401	-	-			(1,371,949,401)
-	TRANSFER TO LGAs ITE EDU. BIJO LTD MOF (DLI EXPENSES)		-	-	-			-
44,165,576,945	TOTAL RECURRENT EXPENDITURE		51,224,784,398	55,926,701,278	53,278,581,278	2,648,120,000	91.59	4,701,916,880
29,830,966,300	OPERATING BALANCE		16,333,508,478	20,422,726,977	23,070,846,977	(2,648,120,000)	79.98	4,089,218,499
	APPROPRIATION/TRANSFERS:							
21,900,000,000	TRANSFER TO CAPITAL DEVELOPMENT FUND		7,500,000,000	11,000,000,000	11,000,000,000			3,500,000,000
220,702,675	EXTERNAL LOANS REPAYMENT FUND	13	271,331,375	330,000,000	330,000,000		82.22	58,668,625
1,052,650,221	INTERNAL LOANS REPAYMENT FUND	14	1,225,425,176	4,491,671,140	4,491,671,140		27.28	3,266,245,964
7,227,393,588	PROJECTS & PROGRAMMES INTERVENTION FUNDS:	15	7,122,179,192	-	-			(7,122,179,192)
30,400,746,485	SUB-TOTAL TRANSFERS		16,118,935,744	15,821,671,140	15,821,671,140		101.88	(297,264,604)
(569,780,184)	CLOSING BALANCE		214,572,735	4,601,055,837	7,249,175,837		4.66	(4,386,483,102)

STATEMENT NO. 4
STATEMENT OF CAPITAL
DEVELOPMENT FUND



2019
Accountant
General's
Annual

Reports
with Financial Statements

ACTUAL YEAR 2018 N	DETAILS	NOTES	ACTUAL 2019 N	FINAL BUDGET 2019 N	INITIAL/ORIG. BUDGET 2019 N	SUPPLEMENTARY BUDGET 2019 N	%TAGE ACHIEVED	VARIANCE AMOUNT N
15,062,908	OPENING BALANCE		65,011,537					65,011,537
	ADD: REVENUE							
21,900,000,000	TRANSFER FROM CONSOLIDATED REVENUE FUND		7,500,000,000	11,000,000,000	11,000,000,000			(3,500,000,000)
1,543,741,937	AIDS AND GRANTS	11	3,822,896,358	7,343,312,179	7,343,312,179		52.06	(3,520,415,822)
-	EXTERNAL LOANS		-	-				
700,000,000	INTERNAL LOANS	12	5,000,000,000	5,000,000,000	5,000,000,000		100.00	-
-	OTHER CAPITAL RECEIPTS		-	-	-		-	-
24,143,741,937	SUB-TOTAL CAPITAL REVENUE		16,322,896,358	23,343,312,179	23,343,312,179		69.93	(7,020,415,822)
24,158,804,845	TOTAL CAPITAL REVENUE		16,387,907,894	23,343,312,179	23,343,312,179		70.20	(6,955,404,285)
	LESS: CAPITAL EXPENDITURE							
1,144,969,057	CAPITAL EXPENDITURE - ADMINISTRATIVE SECTOR	10	1,605,085,816	3,125,000,000	3,123,000,000	2,000,000	51.36	1,519,914,184
20,596,822,530	CAPITAL EXPENDITURE - ECONOMIC SECTOR	10	12,625,750,356	25,991,394,046	25,341,394,046	650,000,000	48.58	13,365,643,690
552,843,087	CAPITAL EXPENDITURE - LAW AND JUSTICE	10	126,962,605	1,105,500,000	355,500,000	750,000,000	11.48	978,537,395
1,376,314,444	CAPITAL EXPENDITURE - SOCIAL SECTOR	10	1,714,726,632	4,044,023,853	3,220,100,000	823,923,853	42.40	2,329,297,221
422,844,189	JUDGEMENT DEBTS	10	106,912,727	-	-	-	-	(106,912,727)
24,093,793,308	TOTAL CAPITAL EXPENDITURE		16,179,438,137	34,265,917,899	32,039,994,046	2,225,923,853	47.22	18,086,479,762
65,011,537	CLOSING BALANCE		208,469,757	(10,922,605,720)	(8,696,681,867)		(1.91)	(11,131,075,477)

NOTES TO THE FINANCIAL STATEMENTS



2019
Accountant
General's
Annual

Reports
with Financial Statements

NOTE	DETAILS	REF. NOTE	YEAR 2019		YEAR 2018	
			ACTUAL 2019	BUDGET 2019	%TAGE ACHIVED	ACTUAL 2018
			N	N	N	N
1	Govt. Share of Statutory Allocation from FAAC					
	A. Net Share of Statutory Allocation from FAAC	1a	32,811,629,122.10		36,131,758,166.30	
	Add: Deduction at source for Loan Repayment	1b	<u>5,161,182,396.97</u>	37,972,811,519.07	<u>3,081,338,822.97</u>	39,213,096,989.27
	Share of Other Statutory Allocation:					
	Refund fom NNPC	1c		56,533,450.64		131,549,629.98
	Share of Forex Equalization	1d		623,348,356.94		848,009,576.08
	Paris Club Refunds	1e		4,002,623,764.69		5,103,935,647.03
	Exchange Gain	1f		57,619,664.32		393,361,074.70
	Special Allocation	1g		368,616,010.70		-
	Refund of Excess Charges	1h		<u>90,267,008.74</u>		<u>216,412,175.02</u>
	Total Share of Statutory Allocation from FAAC			<u>43,171,819,775.10</u>		<u>45,906,365,092.08</u>
2	VALUE ADDED TAX (VAT)					
	Share of Value Added Tax (VAT)	2a		<u>10,371,432,684.15</u>		<u>9,601,250,635.81</u>
	Total Revenue from FAAC			<u>53,543,252,459.25</u>		<u>55,507,615,727.89</u>
3	INTERNALLY GENERATED REVENUE (INDEPENDENT REVENUE)					
			ACTUAL 2019	BUDGET 2019	%TAGE ACHIVED	ACTUAL 2018
3A	A: TAX REVENUE		N	N		N
	(i) Personal Income Tax /PAYE		5,011,633,829.12	7,227,595,309.00	69.34	5,422,639,158.56
	(ii) Direct Tax Assessment		38,131,844.52	80,000,000.00	47.66	45,881,953.80
	(iii) With-holding Tax on Contracts		63,542,896.79	80,000,000.00	79.43	43,634,467.66
	(iv) With-holding Tax on Rent		6,033,856.07	35,000,000.00	17.24	940,681.71
	(v) Entertainment Tax		-	5,000.00	-	-
	(vi) Cattle Tax		-	500,000.00	-	-
	Total Tax Revenue		<u>5,119,342,426.50</u>	<u>7,423,100,309.00</u>	68.97	<u>5,513,096,261.73</u>

NOTES TO THE FINANCIAL STATEMENTS



2019
Accountant General's
Annual

Reports
with Financial Statements

NOTE	DETAILS	REF.	YEAR 2019		YEAR 2018	
			ACTUAL 2019	BUDGET 2019	%TAGE ACHIVED	ACTUAL 2018
			N	N	N	N
3B	B: NON-TAX REVENUE					
3B(i)	Licences-General -		166,061,174.00	292,693,267.00	56.74	164,902,924.00
	Administrative Sector					
	Ministry of Information		77,200.00	100,000.00	77.20	-
	Total Administrative Sector		77,200.00	100,000.00	77.20	-
	Economic Sector					
	Board of Internal Revenue		165,784,724.00	260,053,267.00	63.75	164,077,449.00
	Ministry of Works, Housing & Transport		-	500,000.00		742,000.00
	Total Economic Sector		165,784,724.00	260,553,267.00	63.63	164,819,449.00
	Social Sector					
	Ministry of Health		199,250.00	32,040,000.00	0.62	83,475.00
	Total Social Sector		199,250.00	32,040,000.00	0.62	83,475.00
3B(ii)	Fees-General		5,366,315,492.00	5,566,900,000.00	96.40	4,267,554,014.00
	Administrative Sector					
	Ministry of Information, Culture & Tourism		-	2,000,000.00	-	-
	Office of State Auditor-General		400,000.00	160,000.00	250.00	140,000.00
	Office of the Auditor-General for Local Government		280,000.00	600,000.00	46.67	390,000.00
	Total Administrative Sector		680,000.00	2,760,000.00	24.64	530,000.00
	Economic Secotor					
	Ministry of Agriculture		8,874,300.00	9,700,000.00	91.49	6,067,400.00
	College of Agriculture, Lafia		57,387,087.00	30,550,000.00	187.85	70,297,420.00
	Nasarawa Agricultural Development Board (NADP)		691,300.00	1,600,000.00	43.21	-
	Ministry of Finance & Economic Planning		5,900,000.00	7,500,000.00	78.67	900,000.00

NOTES TO THE FINANCIAL STATEMENTS

NOTE	DETAILS	REF.	YEAR 2019		YEAR 2018	
			ACTUAL 2019	BUDGET 2019	%TAGE ACHIVED	ACTUAL 2018
			N	N	N	N
	Board of Internal Revenue		298,378,880.00	260,000,000.00	114.76	226,358,027.00
	Ministry of Commerce, Trade & Investment		43,898,179.00	239,620,000.00	18.32	113,005,402.00
	Ministry of Works, Housing & Transport		506,000.00	1,000,000.00	50.60	409,000.00
	Ministry of Water Resources		30,000.00	1,100,000.00	2.73	70,000.00
	Nasarawa State Water Board		3,738,150.00	20,300,000.00	18.41	-
	Nasarawa Urban & Development Board		170,222,861.00	255,200,000.00	66.70	237,743,438.00
	Ministry of Lands & Physical Planning		280,258,035.00	175,300,000.00	159.87	148,346,608.00
	Total Economic Sector		869,884,792.00	1,001,870,000.00	86.83	803,197,295.00
	Law and Justice Sector					
	Ministry of Justice		134,070,703.00	110,000,000.00	121.88	97,046,736.00
	High Court of Justice		60,117,875.00	38,000,000.00	158.20	43,414,494.00
	Customary Court of Appeal		639,500.00	1,000,000.00	63.95	873,500.00
	Sharia Court of Appeal		102,000.00	150,000.00	68.00	73,150.00
	Total Law & Justice Sector		194,930,078.00	149,150,000.00	130.69	141,407,880.00
	Social Sector					
	Ministry of Youth & Sports Development		75,000.00	2,250,000.00	3.33	454,205.00
	Ministry of Women Affairs & Social Development		-	20,000.00	-	15,000.00
	Ministry of Education		514,870,000.00	22,500,000.00	2,288.31	47,750,000.00
	Nasarawa State Universal Basic Education		24,656,721.00	5,000,000.00	493.13	-
	Nasarawa State Polytechnic, Lafia		225,720,380.00	493,800,000.00	45.71	382,426,898.00
	College of Education, Akwanga		400,703,221.00	484,750,000.00	82.66	45,728,035.00
	Nasarawa State University, Keffi		3,038,748,835.00	3,190,000,000.00	95.26	2,765,444,370.00
	Vocational & Relevant Technology		568,778.00	10,000,000.00	5.69	15,532,250.00
	Ministry of Health		44,247,000.00	25,000,000.00	176.99	16,133,322.00
	Hospital Management Board		2,595,500.00	31,100,000.00	8.35	19,663,055.00

NOTES TO THE FINANCIAL STATEMENTS



NOTE	DETAILS	REF.	YEAR 2019		YEAR 2018	
			ACTUAL 2019	BUDGET 2019	%TAGE ACHIVED	ACTUAL 2018
			N	N	N	N
	School of Nursing & Midwifery		15,061,000.00	7,300,000.00	206.32	7,582,000.00
	School of Health Technology		6,350,000.00	3,200,000.00	198.44	6,197,800.00
	Ministry of Environment & Solid Mineral		25,701,187.00	129,000,000.00	19.92	15,491,904.00
	Nasarawa State Environmental Protection Agency		-	200,000.00	-	-
	Nasarawa Waste Management Bureau		1,523,000.00	9,000,000.00	16.92	-
	Total Social Sector		4,300,820,622.00	4,413,120,000.00	97.46	3,322,418,839.00
3B(iii)	Fines-General		5,239,576.00	53,500,000.00	9.79	3,474,009.00
	Administrative Sector					
	N/S Independent Electoral Commission (NASIEC)		-	40,000,000.00	-	-
	Total Administrative Sector		-	40,000,000.00	-	-
	Economic Sector					
	Ministry of Works, Housing & Transport		28,500.00	7,200,000.00	0.40	31,500.00
	Nasarawa Urban & Development Board		18,000.00	200,000.00	9.00	25,000.00
	Total Economic Sector		46,500.00	7,400,000.00	0.63	56,500.00
	Law and Justice Sector					
	High Court of Justice		5,193,076.00	6,000,000.00	86.55	3,417,509.00
	Total Law & Justice Sector		5,193,076.00	6,000,000.00	86.55	3,417,509.00
	Social Sector					
	Ministry of Environment & Solid Mineral		-	100,000.00	-	-
	Total Social Sector		-	100,000.00	-	-

NOTES TO THE FINANCIAL STATEMENTS



2019
Accountant General's
Annual

Reports
With Financial Statements

NOTE	DETAILS	REF.	YEAR 2019		YEAR 2018	
			ACTUAL 2019	BUDGET 2019	%TAGE ACHIVED	ACTUAL 2018
			N	N	N	N
3B(iv)	Sales-General		<u>231,183,956.00</u>	<u>3,575,610,000.00</u>	<u>6.47</u>	<u>977,068,226.00</u>
	Administrative Sector					
	Office of the Secretary to the State Government		554,000.00	1,000,000.00	55.40	700,000.00
	Muslim Pilgrims Welfare Board		-	2,000,000.00	-	-
	Christian Pilgrims Welfare Board		-	500,000.00	-	-
	House of Assembly Service Commission		3,000.00	400,000.00	0.75	1,000.00
	Ministry of Information, Culture & Tourism		20,800.00	50,000.00	41.60	9,300.00
	Local Government Service Commission		154,000.00	300,000.00	51.33	215,000.00
	Civil Service Commission		176,500.00	450,000.00	39.22	5,003,000.00
	Total Administrative Sector		<u>908,300.00</u>	<u>4,700,000.00</u>	<u>19.33</u>	<u>5,928,300.00</u>
	Economic Sector					
	Ministry of Agriculture		32,000.00	402,200,000.00	0.01	-
	College of Agriculture, Lafia		4,603,044.00	7,500,000.00	61.37	1,261,861.00
	Nasarawa Agricultural Development Board (NADP)		237,180.00	550,000.00	43.12	-
	Ministry of Finance & Economic Planning		-	1,000,000,000.00	-	-
	Board of Internal Revenue		11,851,626.00	3,000,000.00	395.05	3,102,174.00
	Ministry of Commerce, Trade & Investment		-	1,000,000.00	-	-
	Ministry of Water Resources		-	1,000,000.00	-	-
	Nasarawa State Water Board		-	210,000.00	-	-
	Ministry of Lands & Physical Planning		85,877,392.00	1,812,500,000.00	4.74	12,500.00
	Total Economic Sector		<u>102,601,242.00</u>	<u>3,227,960,000.00</u>	<u>3.18</u>	<u>4,376,535.00</u>
	Law and Justice Sector					
	Judicial Service Commission		69,000.00	300,000.00	23.00	65,000.00
	Total Law & Justice Sector		<u>69,000.00</u>	<u>300,000.00</u>	<u>23.00</u>	<u>65,000.00</u>

NOTES TO THE FINANCIAL STATEMENTS



2019
Accountant
General's
Annual

Reports
with Financial Statements

NOTE	DETAILS	REF.	YEAR 2019		YEAR 2018	
			ACTUAL 2019	BUDGET 2019	%TAGE ACHIVED	ACTUAL 2018
			N	N	N	N
	Social Sector					
	Nasarawa State Rehabilitation Board		-	10,000.00	-	-
	Ministry of Education		-	100,000.00	-	-
	Nasarawa State Polytechnic, Lafia		10,794,683.00	12,000,000.00	89.96	-
	College of Education, Akwanga		3,936,200.00	8,530,000.00	46.15	580,310,843.00
	Nasarawa State University, Keffi		93,733,000.00	70,000,000.00	133.90	158,580,000.00
	Teachers' Service Commission		22,000.00	600,000.00	3.67	-
	Vocational & Relevant Technology		1,152,576.00	5,100,000.00	22.60	4,694,002.00
	Scholarship Board		23,000.00	2,000,000.00	1.15	-
	Ministry of Health		451,000.00	9,500,000.00	4.75	713,000.00
	Dalhatu Araf Specialist Hospital		7,567,955.00	5,000,000.00	151.36	5,495,440.00
	Hospital Management Board		-	215,500,000.00	-	214,370,106.00
	School of Nursing & Midwifery		-	4,200,000.00	-	2,535,000.00
	School of Health Technology		9,925,000.00	10,000,000.00	99.25	-
	Ministry of Environment & Solid Mineral		-	110,000.00	-	-
	Total Social Sector		127,605,414.00	342,650,000.00	37.24	966,698,391.00
3B(v)	Earnings-General		363,270,544.00	406,360,000.00	89.40	546,606,655.00
	Administrative Sector					
	Ministry of Information, Culture & Tourism		1,395,500.00	2,600,000.00	-	886,015.00
	Nasarawa Broadcasting Service		8,891,000.00	14,000,000.00	-	10,715,920.00
	Total Administrative Sector		10,286,500.00	16,600,000.00	-	11,601,935.00

NOTES TO THE FINANCIAL STATEMENTS



2019
Accountant General's
Annual

Reports
with Financial Statements

NOTE	DETAILS	REF.	YEAR 2019		YEAR 2018	
			ACTUAL 2019	BUDGET 2019	%TAGE ACHIVED	ACTUAL 2018
			N	N	N	N
	Economic Sector					
	Ministry of Agriculture		66,000.00	1,100,000.00	6.00	75,200.00
	College of Agriculture, Lafia		9,385,043.00	12,330,000.00	76.12	1,535,785.00
	Ministry of Finance & Economic Planning		7,095,500.00	15,000,000.00	47.30	50,238,169.00
	Ministry of Water Resources		-	1,000,000.00	-	-
	Nasarawa State Water Board		66,100.00	700,000.00	9.44	-
	Total Economic Sector		16,612,643.00	30,130,000.00	55.14	51,849,154.00
	Social Sector					
	Nasarawa State Polytechnic, Lafia		88,182,026.00	56,000,000.00	157.47	-
	College of Education, Akwanga		8,463,670.00	9,000,000.00	94.04	2,413,020.00
	Nasarawa State University, Keffi		-	-	-	190,968,591.00
	Dalhatu Araf Specialist Hospital		234,817,740.00	190,500,000.00	123.26	187,364,622.00
	Hospital Management Board		4,907,965.00	104,030,000.00	4.72	102,409,333.00
	Ministry of Environment & Solid Mineral		-	100,000.00	-	-
	Total Social Sector		336,371,401.00	359,630,000.00	93.53	483,155,566.00
3B(vi)	Rent on Government Buildings		23,506,542.00	33,150,000.00	70.91	27,298,843.00
	Administrative Sector					
	Office of the Secretary to the State Government		-	500,000.00	-	-
	Ministry of Information, Culture & Tourism		500,000.00	1,550,000.00	32.26	500,000.00
	Office of the Head of Service		21,642,942.00	28,000,000.00	77.30	24,938,843.00
	Total Administrative Sector		22,142,942.00	30,050,000.00	73.69	25,438,843.00

NOTES TO THE FINANCIAL STATEMENTS



2019
Accountant General's
Annual

Reports
with Financial Statements

NOTE	DETAILS	REF.	YEAR 2019		YEAR 2018	
			ACTUAL 2019	BUDGET 2019	%TAGE ACHIVED	ACTUAL 2018
			N	N	N	N
	Economic Sector					
	Nasarawa Agricultural Development Board (NADP)		59,200.00	500,000.00	11.84	-
	Ministry of Works, Housing & Transport		280,000.00	1,000,000.00	28.00	-
	Nasarawa State Water Board		171,400.00	200,000.00	85.70	-
	Total Economic Sector		510,600.00	1,700,000.00	30.04	-
	Social Sector					
	Ministry of Youth & Sports Development		685,000.00	1,200,000.00	57.08	660,000.00
	College of Education, Akwanga		168,000.00	200,000.00	84.00	1,200,000.00
	Total Social Sector		853,000.00	1,400,000.00	60.93	1,860,000.00
3B(vii)	Rent on Lands & Others		292,244,711.00	402,000,000.00	72.70	343,957,278.00
	Economic Sector					
	Ministry of Lands & Physical Planning		292,171,511.00	401,000,000.00	72.86	343,429,278.00
	Total Economic Sector		292,171,511.00	401,000,000.00	72.86	343,429,278.00
	Social Sector					
	College of Education, Akwanga		73,200.00	1,000,000.00	7.32	528,000.00
	Total Social Sector		73,200.00	1,000,000.00	7.32	528,000.00
3B(viii)	Repayments-General		3,017,656,180.00	2,586,214,679.00	116.68	3,132,064,870.00
	Economic Sector					
	Ministry of Finance & Economic Planning		1,120,905,151.00	1,086,214,679.00	103.19	3,132,064,870.00
	Board of Internal Revenue		1,896,751,029.00	1,500,000,000.00	126.45	-
	Total Economic Sector		3,017,656,180.00	2,586,214,679.00	116.68	3,132,064,870.00

NOTES TO THE FINANCIAL STATEMENTS



2019
Accountant General's
Annual

Reports
with Financial Statements

NOTE	DETAILS	REF.	YEAR 2019		YEAR 2018	
			ACTUAL 2019	BUDGET 2019	%TAGE ACHIVED	ACTUAL 2018
			N	N	N	N
3B(ix)	Investment Income					
	Economic Sector					
	Ministry of Finance & Economic Planning		-	10,000,000.00	-	-
	Total Economic Sector		-	10,000,000.00	-	-
4	PERSONNEL COSTS					
	I. ADMINISTRATIVE SECTOR					
	Government House Administration		66,719,121.52	78,556,967.00	84.93	59,060,443.25
	Deputy Governor's Office		6,589,422.23	15,003,489.00	43.92	6,750,357.94
	State Boundary Commission		253,380.24	3,902,217.00	6.49	929,060.88
	Office of the Snr Special Asst to His Excellency on SDGs		10,543,856.25	53,500,000.00	19.71	28,844,960.84
	State Emergency Management Agency		-	-	-	-
	Office of the Secretary to the State Government		35,614,984.75	227,079,749.00	15.68	161,350,071.10
	Nasarawa State AIDS Control Agency (NASACA)		-	200,000.00	-	82,000.00
	Nasarawa State Pension Bureau		11,438,761.59	15,002,801.00	76.24	11,165,444.25
	Bureau for Salary & Pension Administration		-	-	-	-
	Muslim Pilgrims Welfare Board		14,982,801.51	15,379,776.00	97.42	11,197,350.96
	Christian Pilgrims Welfare Board		2,094,805.04	5,160,606.00	40.59	1,314,805.04
	Nasarawa State House of Assembly		335,769,684.80	705,011,006.00	47.63	298,474,968.88
	House of Assembly Service Commission		-	38,845,718.00	-	246,000.00
	Ministry of Information, Culture & Tourism		86,802,970.12	113,023,880.00	76.80	91,859,033.94
	Nasarawa Broadcasting Service		198,344,417.95	199,275,057.00	99.53	170,402,488.69
	Office of the Head of Civil Service		344,423,338.03	346,002,527.00	99.54	49,340,706.98
	Office of the State Auditor General		29,920,245.05	47,051,248.00	63.59	29,570,079.35
	Office of the Auditor General for Local Govt		30,118,146.37	32,234,501.00	93.43	22,267,597.25

NOTES TO THE FINANCIAL STATEMENTS



2019
Accountant General's
Annual

Reports
with Financial Statements

NOTE	DETAILS	REF.	YEAR 2019		YEAR 2018	
			ACTUAL 2019	BUDGET 2019	%TAGE ACHIVED	ACTUAL 2018
			N	N	N	N
	Local Government Service Commission		2,772,766.92	8,652,373.00	32.05	2,957,765.92
	Civil Service Commission		10,499,446.30	27,566,278.00	38.09	3,965,441.24
	Nasarawa State Independent Electoral Comm		76,065,449.46	114,759,506.00	66.28	85,694,441.13
	Ministry for Local Government & Chieftaincy Affairs		37,274,707.26	49,221,190.00	75.73	41,198,307.70
	Total Administration Sector		1,300,228,305.39	2,095,428,889.00	62.05	1,076,671,325.34
	II. ECONOMIC SECTOR					
	Ministry of Agriculture		223,062,607.28	263,003,810.00	84.81	239,299,625.48
	College of Agriculture, Lafia		587,987,115.64	588,962,118.00	99.83	529,500,052.08
	Nasarawa Agricultural Dev Prog (NADP)		256,128,479.91	319,204,321.00	80.24	184,799,232.13
	Ministry of Finance & Economic Planning		68,788,779.03	117,005,113.00	58.79	73,608,879.75
	Office of the Accountant-General		260,994,400.26	274,527,888.00	95.07	262,993,209.72
	Board of Internal Revenue Service		110,845,330.99	171,004,113.00	64.82	101,859,830.04
	Ministry of Commerce, Industry & Cooperatives		46,631,842.64	53,836,123.00	86.62	44,905,538.35
	Nasarawa State Market Management Bureau		-	-		
	Ministry of Works, Housing & Transport		147,902,173.99	149,363,339.00	99.02	75,712,719.75
	Nasarawa Electricity Power Agency (NaEPA)		206,000.00	9,749,875.00	2.11	
	Ministry of Budget & Planning		-	-		
	Ministry of Water Resources & Rural Development		27,763,599.71	78,398,949.00	35.41	17,253,703.68
	Nasarawa State Water Board		108,738,706.27	150,062,006.00	72.46	112,311,120.52
	Ministry of Housing & Urban Development			47,663,985.00	-	
	Nasarawa Urban Development Board		126,954,207.78	172,018,260.00	73.80	156,361,093.96
	N/State Community & Social Development Project			14,032,343.00	-	
	Ministry of Lands & Town Planning		45,728,510.34	60,402,166.00	75.71	41,807,123.47
	Nas. Geographic Information Service(NAGIS)		-	-	-	-
	Total Economic Sector		2,011,731,753.84	2,469,234,409.00	81.47	1,840,412,133.93

NOTES TO THE FINANCIAL STATEMENTS



2019
Accountant
General's
Annual

Reports
with Financial Statements

NOTE	DETAILS	REF.	YEAR 2019		YEAR 2018	
			ACTUAL 2019	BUDGET 2019	%TAGE ACHIVED	ACTUAL 2018
			N	N	N	N
III. LAW AND JUSTICE SECTOR						
	Judicial Service Commission		68,546,118.76	86,009,750.00	79.70	71,893,692.74
	Ministry of Justice		47,644,568.29	91,379,082.00	52.14	37,387,001.15
	High Court of Justice		1,382,182,875.43	1,514,402,562.00	91.27	1,393,617,316.06
	Customary Court of Appeal		68,907,066.81	108,452,346.00	63.54	81,843,040.98
	Sharia Court of Appeal		50,211,032.92	110,051,546.00	45.63	79,052,180.32
	Total Law and Justice Sector		<u>1,617,491,662.21</u>	<u>1,910,295,286.00</u>	<u>84.67</u>	<u>1,663,793,231.25</u>
IV. SOCIAL SECTOR						
	Ministry of Youth & Sports Development		288,768,761.50	366,786,255.00	78.73	38,228,420.00
	Ministry of Women Affairs & Social Development		34,687,707.44	40,913,281.00	84.78	32,179,080.30
	Nasarawa State Rehabilitation Board		7,166,587.20	23,553,711.00	30.43	14,413,351.05
	Ministry of Education		6,568,793,353.77	6,810,227,655.00	96.45	5,882,815,208.36
	Nasarawa State Universal Basic Education Board		168,421,456.55	219,099,095.00	76.87	168,112,361.65
	Nasarawa State Bureau for ICT (Library Board)		40,577,567.65	42,390,915.00	95.72	147,014,404.00
	Nasarawa State Polytechnic, Lafia		1,071,261,741.63	1,204,690,518.00	88.92	-
	College of Education, Akwanga		1,453,598,446.70	1,454,649,807.00	99.93	-
	Nasarawa State University, Keffi		3,127,947,857.40	3,435,911,031.00	91.04	-
	Teachers Service Commission		4,168,106.04	7,721,791.00	53.98	797,526.51
	Ministry of Special Education, Science & Technology		42,285,554.79	110,705,552.00	38.20	16,743,880.28
	Bureau for Science & Tech. Education (Rel. Tech)		61,049,642.19	123,312,671.00	49.51	91,537,022.97
	Scholarship Board		101,972,042.80	102,000,000.00	99.97	-
	Ministry for Higher Education		240,000.00	30,000,000.00	0.80	-
	Ministry of Health		345,872,241.34	679,373,474.00	50.91	1,103,879,189.22
	Primary Healthcare Development Agency		242,994.00	20,351,106.00	1.19	242,994.00
	Dalhatu Araf Specialist Hospital		2,480,786,484.69	2,510,318,690.00	98.82	2,106,865,087.29

NOTES TO THE FINANCIAL STATEMENTS



2019
Accountant
General's
Annual

Reports
with Financial Statements

NOTE	DETAILS	REF.	YEAR 2019		YEAR 2018	
			ACTUAL 2019	BUDGET 2019	%TAGE ACHIVED	ACTUAL 2018
			N	N	N	N
	Hospitals Management Board		1,784,665,682.68	2,229,115,798.00	80.06	1,743,688,849.87
	General Hospital, Agbashi			1,300,000.00	-	
	General Hospital, Akwanga			12,000,000.00	-	
	General Hospital, Arikya			30,000.00	-	
	General Hospital, Awe			1,700,000.00	-	
	General Hospital, Doma			2,200,000.00	-	
	General Hospital, Garaku			3,000,000.00	-	
	General Hospital, Keana			3,500,000.00	-	
	General Hospital, Keffi			4,100,000.00	-	
	Medical Centre, Mararaba-Gurku			13,000,000.00	-	
	General Hospital, Mararaba-Udege			1,850,000.00	-	
	General Hospital, Nasarawa			6,500,000.00	-	
	General Hospital, Nassarawa-Eggon			4,500,000.00	-	
	General Hospital, Obi			3,500,000.00	-	
	General Hospital, Panda			1,300,000.00	-	
	General Hospital, Toto			2,600,000.00	-	
	General Hospital, Uke			2,000,000.00	-	
	General Hospital, Umaisha			1,300,000.00	-	
	General Hospital, Wamba			3,400,000.00	-	
	School of Health Technology		1,141,000.00	10,000,000.00	11.41	
	Ministry of Environment & Natural Resources		50,443,336.88	50,478,767.00	99.93	17,875,783.72
	Environmental Protection Agency		30,000.00	1,500,000.00	2.00	
	Nasarawa State Waste Management Bureau		37,815,000.00	40,000,000.00	94.54	34,863,000.00
	Total Social Sector		17,671,935,565.25	19,580,880,117.00	90.25	11,399,256,159.22
	GRAND TOTAL PERSONNEL COSTS		22,601,387,286.69	26,055,838,701.00	86.74	15,980,132,849.74

NOTES TO THE FINANCIAL STATEMENTS



NOTE	DETAILS	REF.	YEAR 2019		YEAR 2018	
			ACTUAL 2019	BUDGET 2019	%TAGE ACHIVED	ACTUAL 2018
			N	N	N	N
5	OVERHEAD COSTS					
	I. ADMINISTRATIVE SECTOR					
	Government House Administration		2,197,352,508.24	2,197,830,000.00	99.98	2,113,401,501.50
	Deputy Governor's Office		268,142,641.40	314,753,000.00	85.19	283,731,349.50
	State Boundary Commission		2,029,007.00	8,190,500.00	24.77	5,689,471.00
	Office of the Snr Special Asst to His Exc on SDGs		10,755,199.09	15,500,000.00	69.39	8,808,831.38
	State Emergency Management Agency		40,298,855.00	179,232,000.00	22.48	12,886,637.00
	Office of the Secretary to the State Govt		8,854,216,497.57	7,780,956,015.00	113.79	8,727,255,114.06
	N/S AIDS Control Agency (NASACA)		14,610,955.84	55,850,000.00	26.16	7,035,548.94
	Nasarawa State Pension Bureau		7,286,419.25	5,710,000.00	127.61	5,295,980.65
	Muslim Pilgrims Welfare Board		728,021,552.37	903,670,000.00	80.56	781,237,298.87
	Christian Pilgrims Welfare Board		315,503,543.00	510,873,000.00	61.76	209,815,124.50
	Nasarawa State House of Assembly		1,124,835,505.32	2,488,240,000.00	45.21	860,237,164.02
	House of Assembly Service Commission		5,985,709.16	20,850,000.00	28.71	5,298,558.28
	Ministry of Information, Culture & Tourism		118,871,086.00	177,190,000.00	67.09	37,612,624.00
	Nasarawa Broadcasting Service		69,739,800.00	92,410,000.00	75.47	78,347,049.00
	Office of the Head of Civil Service		32,890,598.00	139,063,000.00	23.65	71,700,306.00
	Office of the State Auditor General		16,001,326.75	26,975,000.00	59.32	11,095,320.41
	Office of the Auditor General for Local Govt		18,477,348.50	11,100,000.00	166.46	7,112,153.00
	Local Government Service Commission		8,157,116.58	6,814,000.00	119.71	6,745,658.02
	Civil Service Commission		23,358,913.00	34,414,000.00	67.88	21,043,352.00
	N/ State Independent Electoral Comm.		35,620,284.13	15,500,000.00	229.81	13,360,227.26
	Min. for Local Govt & Chieftaincy Affairs		37,890,416.00	12,380,000.00	306.06	8,625,851.00
	Total Administration Sector		13,930,045,282.20	14,997,500,515.00	92.88	13,276,335,120.39

NOTES TO THE FINANCIAL STATEMENTS



2019
Accountant
General's
Annual

Reports
with Financial Statements

NOTE	DETAILS	REF.	YEAR 2019		YEAR 2018	
			ACTUAL 2019	BUDGET 2019	%TAGE ACHIVED	ACTUAL 2018
	II. ECONOMIC SECTOR		N	N	N	N
	Ministry of Agriculture		24,429,546.00	63,070,000.00	38.73	31,383,886.22
	College of Agriculture, Lafia		87,476,881.77	195,800,000.00	44.68	
	Nasarawa Agricultural Dev. Prog (NADP)		6,320,710.64	29,720,000.00	21.27	2,838,723.72
	Ministry of Finance & Economic Planning		92,163,882.50	270,055,170.00	34.13	66,458,720.50
	Office of the Accountant-General		131,456,100.00	233,201,000.00	56.37	35,223,790.66
	Board of Internal Revenue Service		62,279,926.50	278,875,000.00	22.33	182,695,618.62
	Ministry of Commerce, Industry & Coop.		29,999,960.00	68,090,000.00	44.06	36,046,774.50
	Nasarawa State Market Mgt. Bureau		50,593,286.84	56,800,000.00	89.07	
	Ministry of Works, Housing & Transport		91,250,131.11	128,192,000.00	71.18	115,324,054.40
	Nasarawa Electricity Power Agency (NaEPA)		19,104,155.00	60,310,000.00	31.68	
	Ministry of Water Resources & Rural Dev.		14,052,522.28	54,550,000.00	25.76	20,730,406.94
	Nasarawa State Water Board		29,508,013.86	152,370,000.00	19.37	141,431,517.66
	Ministry of Housing & Urban Developemnt		10,887,611.00	23,220,000.00	46.89	
	Nasarawa Urban Development Board		52,823,152.74	66,050,000.00	79.97	48,373,377.92
	N/S Community & Social Dev. Project		-	5,940,000.00	-	
	Ministry of Lands & Town Planning		39,518,044.99	105,810,000.00	37.35	57,819,352.00
	Nas. Geographic Information Service(NAGIS)		15,353,496.50	20,350,000.00	75.45	-
	Total Economic Sector		<u>757,217,421.73</u>	<u>1,812,403,170.00</u>	<u>41.78</u>	<u>738,326,223.14</u>
	III. LAW AND JUSTICE SECTOR					
	Judicial Service Commission		30,875,525.50	34,190,000.00	90.31	29,924,924.00
	Ministry of Justice		112,375,412.11	344,700,000.00	32.60	205,919,286.27
	High Court of Justice		219,481,496.57	218,920,000.00	100.26	158,610,912.55
	Customary Court of Appeal		25,304,696.85	34,080,000.00	74.25	37,891,121.50
	Sharia Court of Appeal		24,275,943.50	38,000,000.00	63.88	26,711,988.22
	Total Law and Justice Sector		<u>412,313,074.53</u>	<u>669,890,000.00</u>	<u>61.55</u>	<u>459,058,232.54</u>

NOTES TO THE FINANCIAL STATEMENTS



2019
Accountant
General's
Annual

Reports
with Financial Statements

NOTE	DETAILS	REF.	YEAR 2019		YEAR 2018	
			ACTUAL 2019	BUDGET 2019	%TAGE ACHIVED	ACTUAL 2018
			N	N	N	N
IV. SOCIAL SECTOR						
	Ministry of Youth & Sports Development		268,710,161.28	1,318,200,000.00	20.38	215,843,965.00
	Ministry of Women Affairs & Social Dev.		74,825,004.22	121,000,000.00	61.84	45,592,560.21
	Nasarawa State Rehabilitation Board		3,898,269.00	15,451,000.00	25.23	10,142,279.33
	Ministry of Education		419,290,728.66	1,027,070,000.00	40.82	709,369,745.50
	N/S Universal Basic Education Board		97,253,135.93	155,480,000.00	62.55	115,563,405.78
	N/ State Library Board (Bureau for ICT)		14,432,830.15	15,887,500.00	90.84	11,410,867.50
	Nasarawa State Polytechnic, Lafia		633,727,456.60	582,850,000.00	108.73	
	College of Education, Akwanga		581,701,183.42	523,150,000.00	111.19	
	Nasarawa State University, Keffi		1,548,556,622.10	1,244,300,000.00	124.45	
	Teachers Service Commission		10,926,874.26	9,584,000.00	114.01	3,088,675.67
	Min. of Special Education, Science & Tech		44,627,716.50	180,420,000.00	24.74	75,861,210.53
	Bureau for Sc. & Tech Education (Rel Tech)		6,960,583.71	18,540,000.00	37.54	10,495,315.54
	Scholarship Board		5,076,261.00	4,055,000.00	125.19	1,196,194.50
	Ministry for Higher Education		8,644,568.05	23,260,000.00	37.16	
	Ministry of Health		139,443,295.50	491,800,910.00	28.35	83,835,123.50
	Nasarawa State Health Insurance Agency		-	-	-	-
	Primary Healthcare Development Agency		268,947,505.41	1,340,780,000.00	20.06	459,757,805.68
	Dalhatu Araf Specialist Hospital		85,416,205.20	539,200,000.00	15.84	86,673,975.04
	Hospitals Management Board		395,589,665.76	397,380,000.00	99.55	343,992,966.48
	General Hospital, Agbashi			3,025,000.00	-	
	General Hospital, Akwanga			37,810,000.00	-	
	General Hospital, Arikyia			340,000.00	-	
	General Hospital, Awe			9,876,000.00	-	
21	General Hospital, Doma			8,220,000.00	-	

NOTES TO THE FINANCIAL STATEMENTS



2019
Accountant
General's
Annual

Reports
with Financial Statements

NOTE	DETAILS	REF.	YEAR 2019		YEAR 2018	
			ACTUAL 2019	BUDGET 2019	%TAGE ACHIVED	ACTUAL 2018
			N	N	N	N
	General Hospital, Garaku			12,720,000.00	-	
	General Hospital, Keana			8,270,000.00	-	
	General Hospital, Keffi			11,100,000.00	-	
	Medical Centre, Mararaba-Gurku			22,040,000.00	-	
	General Hospital, Mararaba-Udege			6,050,000.00	-	
	General Hospital, Nasarawa			12,895,000.00	-	
	General Hospital, Nassarawa-Eggon			18,970,000.00	-	
	General Hospital, Obi			12,920,000.00	-	
	General Hospital, Panda			5,190,000.00	-	
	General Hospital, Toto			7,355,000.00	-	
	General Hospital, Uke			9,090,000.00	-	
	General Hospital, Umaisha			4,080,000.00	-	
	General Hospital, Wamba			12,930,000.00	-	
	School of Nursing & Midwifery		9,257,264.54	27,990,000.00	33.07	8,318,750.34
	School of Health Technology		3,985,698.74	37,624,000.00	10.59	1,652,756.59
	Min. of Environment & Natural Resources		55,190,154.00	102,167,000.00	54.02	141,159,420.58
	Environmental Protection Agency		923,973.85	1,393,000.00	66.33	970,156.06
	Nasarawa Waste Management Bureau		229,814,377.50	209,490,000.00	109.70	234,704,933.20
	Nasarawa State Sports Council		-	-	-	-
	Total Social Sector		4,907,199,535.38	8,589,953,410.00	57.13	2,559,630,107.03
	GRAND TOTAL OVERHEAD COSTS		20,006,775,313.84	26,069,747,095.00	76.74	17,033,349,683.10

NOTES TO THE FINANCIAL STATEMENTS

NOTE	DETAILS	REF.	YEAR 2019		YEAR 2018	
			ACTUAL 2019	BUDGET 2019	%TAGE ACHIVED	ACTUAL 2018
			N	N	N	N
6 GRANTS & SUBVENTIONS TO BOARDS AND PARASTATALS						
	Nasarawa State University, Keffi					1,837,502,020.00
	College of Education, Akwanga					1,313,949,806.76
	Nasarawa State Polytechnic, Lafia					1,189,662,109.00
	College of Agriculture, Lafia					528,626,014.44
	Nasarawa Electricity Power Agency (NaEPA)					72,476,431.00
	Bilingual		4,248,982.92			2,843,491.46
	Nigeria Television Authority (NTA), Lafia		5,100,000.00			5,000,000.00
	Precious FM, Lafia		2,500,000.00			4,000,000.00
	Doma College of Arabic & Islamic Studies		23,400,000.00	-		-
	Total Grants & Subventions to Boards and Parastatals		35,248,982.92	-	-	4,954,059,872.66
7 CONSOLIDATED REVENUE FUND CHARGES (SERVICE WIDE VOTE)						
	AEDC - Electricity		71,107,857.63			73,120,696.03
	Salaries of Public Office Holders		1,138,175,750.00	1,138,415,482.00	99.98	932,500,674.99
	External Loans Interests		142,646,002.41			151,592,044.26
	Interna Loans Interests		2,127,141,251.92			1,616,972,898.51
	Other Charges		538,545,345.66	2,662,700,000.00	20.23	44,551,300.00
	Total CRF - Service Wide Vote		4,017,616,207.62	3,801,115,482.00	105.70	2,818,737,613.79
8 CONTRIBUTION TO PENSION AND GRATUITY						
	Nasarawa State Pension Bureau		3,191,807,205.00	2,230,000,000.00	143.13	3,379,296,926.00
9 TRANSFER TO SINKING FUND INVESTMENT						
	Nasarawa State New Issuance Bond Programme	1e	1,371,949,401.13			

NOTES TO THE FINANCIAL STATEMENTS

NOTE	DETAILS	REF.	YEAR 2019		YEAR 2018	
			ACTUAL 2019	BUDGET 2019	%TAGE ACHIVED	ACTUAL 2018
			N	N	N	N
10	CAPITAL EXPENDITURE		16,072,525,409.70	34,305,918,468.83		23,670,949,688.63
	I. Administrative Sector	3				
	Office of the Snr Special Asst to His Exc on SDGs		307,568,529.20	45,000,000.00	683.49	57,405,627.32
	Office of the Secretary to the State Govt		1,297,517,286.76	1,900,000,000.00	68.29	1,079,730,430.00
	State Emergency Management Agency			10,000,000.00	-	1,048,000.00
	Nasarawa State House of Assembly			1,013,000,000.00	-	
	House of Assembly Service Commission			75,000,000.00	-	
	Office of the Head of Civil Service			27,500,000.00	-	6,000,000.00
	Office of the State Auditor General			19,500,000.00	-	100,000.00
	Local Government Service Commission			35,000,000.00	-	
	Min. for Local Govt & Chieftaincy Affairs					685,000.00
			-	-	-	-
			1,605,085,815.96	3,125,000,000.00	51.36	1,144,969,057.32
	II. Economic Sector	4				20,596,822,530.39
	Ministry of Agriculture		127,249,067.39	456,000,000.00	27.91	130,560,428.04
	College of Agriculture, Lafia			56,000,000.00	-	
	Ministry of Finance & Economic Planning			1,253,000,000.00	-	180,272,797.09
	Office of the Accountant-General			100,000,000.00	-	3,200,000.00
	Board of Internal Revenue Service		12,159,869.05	76,000,000.00	16.00	41,779,300.00
	Ministry of Commerce, Industry & Coop.		153,324,344.92	200,000,000.00	76.66	574,300,985.85
	Nasarawa State Market Mgt. Bureau		-	2,000,000.00	-	
	Ministry of Works, Housing & Transport		4,905,652,381.77	10,417,000,000.00	47.09	14,219,189,669.49
	Nasarawa Electricity Power Agency (NaEPA)		42,122,006.00	370,000,000.00	11.38	
	Ministry of Water Resources & Rural Dev.		29,500,000.00	402,000,000.00	7.34	111,582,433.00

NOTES TO THE FINANCIAL STATEMENTS



NOTE	DETAILS	REF.	YEAR 2019		YEAR 2018	
			ACTUAL 2019	BUDGET 2019	%TAGE ACHIVED	ACTUAL 2018
			N	N	N	N
	Nasarawa State Water Board		49,300,930.00	390,000,000.00	12.64	216,935,750.00
	Ministry of Housing & Urban Developemnt		1,138,525,482.71	1,760,000,000.00	64.69	
	Nasarawa Urban Development Board		4,501,036,240.67	5,121,198,478.00	87.89	2,783,993,218.44
	Nasarawa State Community & Social Dev. Agency		-	15,000,000.00	-	
	Ministry of Lands & Town Planning		288,951,367.68	4,327,580,918.00	6.68	2,335,007,947.98
	Nas. Geographic Information Service(NAGIS)		1,377,928,666.00	1,045,614,650.00	131.78	
			-	-	-	-
			12,625,750,356.19	25,991,394,046.00	48.58	20,596,822,529.89
	III. Law & Justice Sector	5				
	Judicial Service Commission		24,438,700.00	67,000,000.00	36.48	7,872,000.00
	Ministry of Justice			48,500,000.00	-	
	High Court of Justice		100,703,905.44	940,000,000.00	10.71	537,752,452.27
	Customary Court of Appeal		1,820,000.00	25,000,000.00	7.28	-
	Sharia Court of Appeal		-	25,000,000.00	-	7,218,635.00
			126,962,605.44	1,105,500,000.00	11.48	552,843,087.27
	IV. Social Sector	6				
	Ministry of Youth & Sports Development		20,000.00	40,000,000.00	0.05	116,864,397.00
	Ministry of Women Affairs & Social Dev.		6,192,000.00	100,000,000.00	6.19	
	Ministry of Education		62,274,750.00	278,874,649.83	22.33	197,050,065.92
	N/S Universal Basic Education Board			1,180,000,000.00	-	
	N/ State Library Board (Bureau for ICT)		27,363,345.00	94,730,000.00	28.89	
	Nasarawa State Polytechnic, Lafia		596,120,483.89	57,500,000.00	1,036.73	
	College of Education, Akwanga			70,000,000.00	-	

NOTES TO THE FINANCIAL STATEMENTS

NOTE	DETAILS	REF.	YEAR 2019		YEAR 2018	
			ACTUAL 2019	BUDGET 2019	%TAGE ACHIVED	ACTUAL 2018
			N	N	N	N
	Nasarawa State University, Keffi		501,942,930.02	568,851,953.00	88.24	
	Teachers Service Commission		2,996,000.00			
	Min. of Special Education, Science & Tech		29,250,000.00	220,000,000.00	13.30	207,435,900.00
	Ministry for Higher Education		13,322,099.75	150,000,000.00	8.88	
	Ministry of Health		189,120,073.45	380,000,000.00	49.77	801,267,334.23
	Primary Healthcare Development Agency		-	140,000,000.00	-	24,329,039.00
	Dalhatu Araf Specialist Hospital		283,913,000.00	551,567,250.00	51.47	25,526,058.00
	Hospitals Management Board		2,211,950.00	80,500,000.00	2.75	3,341,650.00
	School of Health & Technology			35,000,000.00	-	
	Ministry of Environment & Solid Minerals			102,000,000.00	-	500,000.00
	Nasarawa State Waste Management Bureau			35,000,000.00	-	
			-	-	-	-
	Total - Social Sector		1,714,726,632.11	4,084,023,852.83	41.99	1,376,314,444.15
	V. Judgement Debts		106,912,727			422,844,189
11	AIDS AND GRANTS		3,822,896,357.78	7,343,312,179.00	52.06	1,543,741,937.00
	A: Domestic Grants					
	Nasarawa State Universal Basic Education		-	2,000,000,000.00	-	-
	Office of the SSA to the Governor on SGGs		161,449,939.00	414,000,000.00	39.00	282,434,934.00
	Ministry of Finance & Economic Planning		2,196,570.00	200,000,000.00	1.10	-
	Nasarawa State Polytechnic, Lafia		1,301,411,596.00	100,000,000.00	1,301.41	64,682,301.00
	College of Education, Akwanga		90,760,110.00	1,030,000,000.00	8.81	-
	Nasarawa State University, Keffi		105,900,000.00	1,000,000,000.00	10.59	1,024,104,763.00
	Total Domestic Grants		1,661,718,215.00	4,744,000,000.00	35.03	1,371,221,998.00

NOTES TO THE FINANCIAL STATEMENTS



2019
Accountant
General's
Annual

Reports
with Financial Statements

NOTE	DETAILS	REF.	YEAR 2019		YEAR 2018	
			ACTUAL 2019	BUDGET 2019	%TAGE ACHIVED	ACTUAL 2018
			N	N	N	N
B: Foreign Grants						
	Ministry of Finance & Economic Planning		2,082,531,417.78	399,312,179.00	521.53	172,519,939.00
	Ministry of Health		-	400,000,000.00	-	-
	Primary Healthcare Development Agency		78,646,725.00	300,000,000.00	26.22	-
	Ministry of Environment & Solid Minerals		-	1,500,000,000.00	-	-
	Total Foreign Grants		2,161,178,142.78	2,599,312,179.00	83.14	172,519,939.00
12 DOMESTIC LOANS						
	Infrastructural Development Loan - Bonds		5,000,000,000.00	5,000,000,000.00	100.00	700,000,000.00
	Total Domestic Loans		5,000,000,000.00	5,000,000,000.00	100.00	700,000,000.00
13 EXTERNAL LOANS REPAYMENT						
		7A				
	1. Nasarawa State - Plateau State Water Project (CHF)		3,381,979.58			3,341,039.77
	2. Nasarawa State - Plateau State Water Project (USD)		13,592,953.66			13,697,053.15
	3. Nasarawa State - Plateau State Water Project - (EUR) -ADF		3,245,523.89			3,492,150.94
	4. Nasarawa State Health System Development Project I - (IDA)		12,658,471.96			12,687,159.99
	5. Nasarawa State Community Based Urban Dev. Project - (IDA)		105,986,248.79			106,226,235.95
	6. Nasarawa State HIV/AIDS Programme - (IDA)		42,410,589.56			42,573,302.77
	7. Nasarawa State Community & Social Dvelopment Project - (IDA)		27,619,993.16			14,268,481.46
	8. Nasarawa State Third Fadama Projctcs - (IDA)		42,224,022.17			14,268,481.46
	9. Nasarawa State Health System Development Project II - (IDA)		20,211,592.69			10,148,769.72
	10. Nasarawa State Health Investment Project - (IDA)		-			-
				330,000,000.00		-
	TOTAL		271,331,375.46	330,000,000.00	82.22	220,702,675.21

NOTES TO THE FINANCIAL STATEMENTS



2019
Accountant
General's
Annual

Reports
with Financial Statements

NOTE	DETAILS	REF.	YEAR 2019		YEAR 2018	
			ACTUAL 2019	BUDGET 2019	%TAGE ACHIVED	ACTUAL 2018
			N	N	N	N
14	INTERNAL LOANS REPAYMENT	7B				
	(1) 5BN - Security and Exchange Bond		851,297,554.97			736,655,537.02
	(2) 3.9BN - Salary Bailout - Fidelity Bank Plc		103,684,969.00			95,264,457.32
	(3) 10BN - Infrastructural Dev. Loan - Access Bank Plc		241,436,245.00			220,730,227.10
	(4) Budget Support Facility		29,006,407.10			-
	TOTAL		1,225,425,176.07	4,491,671,140.00	27.28	1,052,650,221.44
15	PROJECTS & PROG. INTERVENTION FUNDS		ACTUAL 2019	ACTUAL 2018		
			N	N		
	1 Office of the SSA to His Excellency on SDGs - MDG CGS		-	11,031,333.90		
	2 MDG CGS OPERATION ACCOUNT		451,359.23			
	3 MDG CGS PSU OPERATION ACCOUNT		452,962.53			
	4 MDG SPECIAL PROJECT ACCOUNT (SCALE UP)		185,666,583.93			
	5 MDG SPECIAL PROJECT ACCOUNT (IMPLEMENTATION U		414,907.83			
	6 Nasarawa State Universal Basic Education Board		1,035,128,531.25	3,880,472,810.50		
	7 FIDELITY BANK - SOCU		16,235,276.80	711,248.30		
	8 FIDELITY BANK - CSDA - IDA Interest Account		9,275,712.50	9,275,712.50		
	9 SKYE BANK - CSDP - GCC Interest Account		507,956.07	507,956.07		
	10 SCTU		485,917.00			
	11 FCMB - NEWMAP (IDA ACCOUNT)		499,649,022.00			
	12 FCMB - NEWMAP (GCC ACCOUNT)		385,411,781.82			
	13 FCMB - NEWMAP INTEREST ACCOUNT		4,089,326.40			
	14 FCMB - NEWMAP DRAW DOWN ACCOUNT		7,133,887.80			
	15 FCMB - ANRIN IDA ACCOUNT		18,070,000.00			
	16 FCMB - ANRIN IDA PROJECT ACCOUNT		3,600,072.00			

NOTES TO THE FINANCIAL STATEMENTS



NOTE	DETAILS	REF.	YEAR 2019	
			ACTUAL 2019	ACTUAL 2018
15	PROJECTS & PROG. INTERVENTION FUNDS		N	N
17	FCMB - ANRIN DRAW DOWN ACCOUNT		18,024,432.50	
18	CENTRAL BANK - Saving One-Million Life		1,819,417,016.75	
19	FIDELITY BANK - Saving One-Million Life		-	425,280,239.75
20	FCMB - NSHIP DLI Dollar Account		23,936,158.80	122,769,246.60
21	FCMB - NSHIP Account		402,521.65	
22	FIDELITY BANK - CSDP - IDA		97,678,712.63	97,678,712.63
23	CSDP GCC Project Account		-	13,869,147.74
24	Fidelity Bank - NSHIP Project IDA Account		2,056,391,391.60	2,665,797,180.00
25	Fidelity Bank - NSHIP DRAW DOWN ACCOUNT		1,425,158.17	
26	Fidelity Bank - NSHIP INTEREST Account		20,322,583.20	
27	BILL AND MILLENDIA GATE FOUNDATION (BMGF) NAIRA		402,714.65	
28	BILL AND MILLENDIA GATE FOUNDATION (BMGF) DOLLAR		101,504,469.60	
29	Nasarawa State Polytechnic		22,869,456.30	
30	Nasarawa State Polytechnic		1,877,810.52	
31	Nasarawa State Polytechnic		529,892,311.69	
32	Nasarawa State Polytechnic		1,282,927.60	
33	Nasarawa State Polytechnic		889,150.03	
34	College of Agriculture Lafia		3,909,963.79	
35	College of Agriculture Lafia		8,497,825.61	
36	College of Agriculture Lafia		6,817,139.00	
37	College of Agriculture Lafia		650,301.07	
38	College of Education Akwanga		73,327.53	
39	College of Education Akwanga		1.00	
40	College of Education Akwanga		46,109.42	
41	College of Education Akwanga		20,386,034.13	

NOTES TO THE FINANCIAL STATEMENTS



2019
Accountant
General's
Annual

Reports
with Financial Statements

NOTE	DETAILS	REF.	YEAR 2019	
			ACTUAL 2019	ACTUAL 2018
15	PROJECTS & PROG. INTERVENTION FUNDS		N	N
42	College of Education Akwanga		1,516,848.77	
43	College of Education Akwanga		363,700.55	
44	College of Education Akwanga		16,365,508.21	
45	College of Education Akwanga		2,986,874.72	
46	College of Education Akwanga		940,259.45	
47	College of Education Akwanga		356,970.95	
48	College of Education Akwanga		145,061.97	
49	College of Education Akwanga		372,247.82	
50	College of Education Akwanga		2,543,621.18	
51	College of Education Akwanga		984,439.31	
52	College of Education Akwanga		18,460.62	
53	College of Education Akwanga		416,072.40	
54	College of Education Akwanga		82,343.82	
55	College of Education Akwanga		10,841,016.10	
56	College of Education Akwanga		755,000.00	
57	Nasarawa State University Keffi		4,616,569.66	
58	Nasarawa State University Keffi		5,683,586.48	
59	Nasarawa State University Keffi		7,785,347.47	
60	Nasarawa State University Keffi		162,134,448.11	
			-	-
	TOTAL PROJECTS/PROG. INTERVENTION FUNDS		7,122,179,191.99	7,227,393,587.99

NOTES TO THE FINANCIAL STATEMENTS



2019
Accountant
General's
Annual

Reports
with Financial Statements

NOTE	DETAILS	REF.	YEAR 2019	
			ACTUAL 2019 N	ACTUAL 2018 N
16	NOTE 16: TREASURIES AND BANK BALANCES:			
1	Government House Administration		25,765,606.39	50,905.90
2	Government House Administration		15,850,002.19	
3	Deputy Governor's Office		1,118.83	426.83
4	Deputy Governor's Office		309.37	
5	State Boundary Commission		7,071.82	22,731.82
4	State emergency Management Agency		72,751.50	75,406.50
5	Office of the Secretary to the State Governemnt		14,009.37	212,256,575.41
6	Office of the Secretary to the State Governemnt		361,601.21	
7	Nasarawa State AIDS Control Agency (NASACA)		5,914,945.99	8,402,601.83
8	Nasarawa State Pension Bureau		20,363.96	706,825.21
9	Nasarawa State Pension Bureau		67,632,086.00	57,083,790.58
10	Nasarawa State Pension Bureau		2,963,663.29	69,442,124.97
11	Muslim Pilgrims Welfare Board		144,718.46	6,308,622.71
12	Christian Pilgrims Welfare Board		5,130,432.71	57,044,575.71
13	Nasarawa State House of Assembly		187,407.09	11,856.00
14	Nasarawa State House of Assembly		11,560.00	
15	Nasarawa State House of Assembly		21,706,736.72	
16	Nasarawa State House of Assembly Service Commission		9,467.37	15,076.31
17	Ministry of Information, Culture and Tourism		1,117.93	3,446,153.93
18	Nasarawa State Broadcasting Service		96,595.25	101,637.25
19	Nasarawa State Broadcasting Service		62,563.43	121,556.23
20	Nasarawa State Broadcasting Service		51,433.20	1,008,662.15
21	Nasarawa State Broadcasting Service		571,950.69	165,475.50
22	Nasarawa State Broadcasting Service		62,754.94	33,875.78

NOTES TO THE FINANCIAL STATEMENTS



2019
Accountant
General's
Annual

Reports
with Financial Statements

NOTE	DETAILS	REF.	YEAR 2019	
			ACTUAL 2019	ACTUAL 2018
			N	N
16	NOTE 16: TREASURIES AND BANK BALANCES:			
23	Office of the Head of Service		20,377.54	43,475.54
24	Office of the Stata Auditor - General		11,082.76	2,409.51
25	Office of the Auditor - General for Local Government		2,782.50	4,874.50
26	Office of the Auditor - General for Local Government		3,381.00	
27	Local Government Service Commission		285,164.58	81,081.16
28	Civil Service Commission		199,252.12	9,692.12
29	Nasarawa State Independent Electoral Commission		913.06	76,543.19
30	Nasarawa State Independent Electoral Commission		2,925.00	
31	Ministry of Agriculture		1,138,752.72	3,389,898.72
32	Nasarawa State Agricultural Development Programme (NADP)		11,329.21	36,604.80
33	Nasarawa State Agricultural Development Programme (NADP)		10,915.16	43,479.23
34	Nasarawa State Agricultural Development Programme (NADP)		528,710.64	23,172.35
35	Nasarawa State Agricultural Development Programme (NADP)		-	84.09
36	Ministry of Finance & Economic Planning		1,007,600.00	3,486.59
37	Ministry of Finance & Economic Planning		7,497.03	
38	Ministry of Finance & Economic Planning		78,776.27	
39	Office of the Accountant-General		1,926,370.12	2,020,873.20
40	Office of the Accountant-General (CRF) - Reccurent		-	890,590.26
41	Board of Internal Revenue Service		1,337,082.63	5,415,612.13
42	Board of Internal Revenue Service		1,782,424.95	
43	Board of Internal Revenue Service		993,306.90	
44	Board of Internal Revenue Service		1,479.47	
45	Board of Internal Revenue Service		15,572,758.06	
46	Board of Internal Revenue Service		1,750,629.36	

NOTES TO THE FINANCIAL STATEMENTS

NOTE	DETAILS	REF.	YEAR 2019	
			ACTUAL 2019	ACTUAL 2018
			N	N
16	NOTE 16: TREASURIES AND BANK BALANCES:			
47	Board of Internal Revenue Service		92,648.48	
48	Board of Internal Revenue Service		387,958.16	
49	Board of Internal Revenue Service		35,849.15	
50	Board of Internal Revenue Service		947,094.42	
51	Board of Internal Revenue Service		127,650.00	
52	Board of Internal Revenue Service		52,072,307.74	
53	Board of Internal Revenue Service		2,003,285.48	
54	Board of Internal Revenue Service		97,287,740.84	
55	Board of Internal Revenue Service		626,467.60	
56	Board of Internal Revenue Service		231,850.00	
57	Board of Internal Revenue Service		178,433.15	
58	Board of Internal Revenue Service		95,715.55	
59	Board of Internal Revenue Service		5,794,933.97	
60	Board of Internal Revenue Service		15,788,208.85	
61	Board of Internal Revenue Service		68,285,812.41	
62	Board of Internal Revenue Service		37.42	
63	Board of Internal Revenue Service		206,744.94	
64	Ministry of Commerce, Industry & Cooperatives		450,028.91	2,000,000.00
65	Ministry of Commerce, Industry & Cooperatives		813,311.54	7,190.00
66	Ministry of Commerce, Industry & Cooperatives		-	56,574.00
67	Ministry of Commerce, Industry & Cooperatives		-	5,843,539.04
68	Ministry of Commerce, Industry & Cooperatives		-	185,043.91
69	Ministry of Commerce, Industry & Cooperatives		-	1,536.75
70	Nasarawa State Market Management Bureau		7,761.19	

NOTES TO THE FINANCIAL STATEMENTS



2019
Accountant
General's
Annual

Reports
with Financial Statements

NOTE	DETAILS	REF.	YEAR 2019	
			ACTUAL 2019	ACTUAL 2018
			N	N
16	NOTE 16: TREASURIES AND BANK BALANCES:			
71	Ministry of Works, Housing & Transport		7,327,388.43	58,338,406.78
72	Nasarawa Electricity Power Agency (NaEPA)		11,906.50	
73	Nasarawa Electricity Power Agency (NaEPA)		15,035.69	
74	Ministry of Water Resources & Rural Development		-	4,543.04
75	Ministry of Water Resources & Rural Development		-	39,593.08
76	Nasarawa State Water Board		21,344.98	95,406.76
77	Nasarawa State Water Board		54,523.69	151,598.34
78	Nasarawa State Water Board		1,837.38	101,218.77
79	Nasarawa State Water Board		14,395.83	34,817.06
80	Nasarawa State Water Board		2,829.52	70,859.65
81	Nasarawa State Water Board		22,718.76	14,561.83
82	Nasarawa State Water Board		5,637.84	14,134.58
83	Nasarawa State Water Board		1,076.55	23,149.59
84	Nasarawa State Water Board		97.44	27,944.38
85	Nasarawa State Water Board		1,952.16	344,539.48
86	Nasarawa State Water Board		5,039.59	103,846.36
87	Nasarawa State Water Board		-	40,126.84
88	Ministry of Housing & Urban Development		10,025.91	
89	Nasarawa Urban Development Board		529,090.91	36,604.80
90	Nasarawa Urban Development Board		-	43,479.23
91	Nasarawa Urban Development Board		-	84.09
92	Nasarawa Urban Development Board		-	23,172.35
93	Nasarawa State Community & Social Development Project		-	-
94	Ministry of Lands and Town Planning		35,941,396.11	135,495.93

NOTES TO THE FINANCIAL STATEMENTS



2019
Accountant
General's
Annual

Reports
with Financial Statements

NOTE	DETAILS	REF.	YEAR 2019	
			ACTUAL 2019	ACTUAL 2018
			N	N
16	NOTE 16: TREASURIES AND BANK BALANCES:			
95	Ministry of Lands and Town Planning		1,084.93	32,358,796.35
96	Nasarawa Geographic Information Services (NAGIS)		2,950,965.50	
99	Judicial Service Commission		3,460.98	12,775.48
100	Ministry of Justice		6,868,743.14	12,497,235.68
101	Ministry of Justice		8,744,877.25	85,245,288.55
102	High Court of Justice		-	889.58
103	Customary Court of Appeal		8,164.43	5,150.60
104	Sharia Court of Appeal		14,707.76	831.83
105	Ministry of Youth & Sport Development		503,918.29	278,324.68
106	Ministry of Youth & Sport Development		3,649.50	
107	Ministry of Youth & Sport Development		15,156.50	
108	Ministry of Women Affairs & Social Development		13,271.02	2,965,762.61
109	Ministry of Women Affairs & Social Development		8,484.14	
110	Nasarawa State Rehabilitation Board		2,383,955.87	2,382.87
111	Ministry of Education		13,551,023.61	48,603,817.62
112	Ministry of Education		1,203,614.50	
113	Ministry of Education (Special School Lafia)		3,091,006.80	
114	Nasarawa State Universal Basic Education Board		1,608,683.31	5,472,181.85
115	Nasarawa State Universal Basic Education Board		4,607,031.34	18,877.27
116	Nasarawa State Universal Basic Education Board			39,088.80
117	Nasarawa State Universal Basic Education Board			6,249,559.96
118	Nasarawa State Universal Basic Education Board			28,144,225.92
119	Nasarawa State Universal Basic Education Board			82,213.56
120	Nasarawa State Universal Basic Education Board			86,132.67

NOTES TO THE FINANCIAL STATEMENTS

NOTE	DETAILS	REF.	YEAR 2019	
			ACTUAL 2019	ACTUAL 2018
			N	N
16	NOTE 16: TREASURIES AND BANK BALANCES:			
121	Nasarawa State Universal Basic Education Board			103,714.98
122	Nasarawa State Bureau for ICT (Library Board)		1,969.90	-
123	Teachers' Service Commission		6,427.40	3,559.11
124	Ministry of Special Education, Science & Technology		13,733.20	5,138.20
125	Bureau for Science & Technical Education (Relevant Technology Board)		240.38	15,178.81
126	Bureau for Science & Technical Education (Relevant Technology Board)		172.34	
127	Nasarawa State Scholarship Board		2,028.33	4,789.33
128	Ministry of Health		6,964,810.22	31,012,073.74
129	Primary Healthcare Development Agency	1	12,578,231.32	26,606,680.03
130	Dalhatu Araf Specialist Hospital		7,722,451.56	4,078,438.14
131	Dalhatu Araf Specialist Hospital		1,052,997.15	
132	Dalhatu Araf Specialist Hospital		2,771,319.70	
133	Dalhatu Araf Specialist Hospital		4,098,088.54	
134	Dalhatu Araf Specialist Hospital		2,101,235.76	
135	Dalhatu Araf Specialist Hospital		815.44	
136	Dalhatu Araf Specialist Hospital		2,349,686.92	
137	Hospitals Management Board		10,354,056.00	54,479,630.77
138	Hospitals Management Board		4,991,202.86	
139	Hospitals Management Board		2,995,907.50	
140	Hospitals Management Board		2,737,097.02	
141	Hospitals Management Board		1,303,848.85	
142	Hospitals Management Board		2,766,819.98	
143	Hospitals Management Board		2,919,190.45	
144	Hospitals Management Board		1,865,129.01	

NOTES TO THE FINANCIAL STATEMENTS



2019
Accountant
General's
Annual

Reports
with Financial Statements

NOTE	DETAILS	REF.	YEAR 2019	
			ACTUAL 2019 N	ACTUAL 2018 N
16	NOTE 16: TREASURIES AND BANK BALANCES:			
145	Hospitals Management Board		3,252,213.68	
146	Hospitals Management Board		2,109,068.74	
147	Hospitals Management Board		5,654,939.28	
148	Hospitals Management Board		1,870,758.41	
149	Hospitals Management Board		2,490,002.85	
150	Hospitals Management Board		2,422,149.82	
151	Hospitals Management Board		3,034,155.58	
152	Hospitals Management Board		1,090,810.32	
153	Hospitals Management Board		854.58	
154	School of Nursing & Midwifery		355,100.00	13,309.94
155	School of Health Technology		202.39	149,896.35
156	Ministry of Environment & Solid Minerals		7,546,842.14	28,271,048.64
157	Environmental Protection Agency		3,134.17	1,226.90
158	Nasarawa State Waste Management Bureau		399,547.48	544,616.63
159	Nasarawa State Waste Management Bureau		46,012.65	
160	Ministry of Local Government & Chieftancy Affairs		23,511.36	2,043,440.36
161	Sub-Treasury Lafia		110,243,981.80	2,192,230,216.75
162	ACCESS BANK - NSG VAT Account		408,509,721.29	
163	FIDELITY BANK - NSG VAT Account		17,013,589.28	102,952,823.71
164	FIDELITY BANK - Nasarawa State CRF Account		312,498,827.94	4,802,071.49
165	ECO BANK - Sales of Assets Proceed Account		270,309.10	118,000,430.90
166	ECO BANK - Nasarawa State Refund Account		32,000,802.94	35,933,686.90
167	DIAMOND BANK - Land Revenue Account I		126,889,240.05	187,297,961.04
168	DIAMOND BANK - Land Revenue Account II		14,459,047.82	37,113,545.12

NOTES TO THE FINANCIAL STATEMENTS

NOTE	DETAILS	REF.	YEAR 2019	
			ACTUAL 2019	ACTUAL 2018
			N	N
16	NOTE 16: TREASURIES AND BANK BALANCES:			
169	DIAMOND BANK - Rent Deduction Account		1,788,715.95	13,024,464.26
170	ACCESS BANK - RENT DEDUCTION ACCOUNT		38,938,613.06	
171	DIAMOND BANK - Badakoshi Agric. Loan Repayment Account		7,947,021.50	7,746,121.50
172	FIDELITY BANK - Flood Fund Account		9,470,794.68	9,470,794.68
173	FIDELITY BANK - NSG Bond Proceed Account 1		6,626,112.31	7,448,744.81
174	FIDELITY BANK - NSG Bond Proceed Account 2		4,000,203,099.93	
175	DIAMOND BANK - Paris Club Refund Account		1,325,087.28	1,325,087.28
176	FIDELITY BANK - Paris Club Refund Account		2,296,849.81	5,296,893.81
177	ZENITH BANK - NUDB DED.		5,618,244.80	120,470,661.94
178	FIDELITY BANK - Reserve Account		24,566,322.56	858,858,075.04
179	ZENITH BANK - Nasarawa State CRF Account		58,319,620.35	
180	ACCESS BANK - Infrastructural Dev. Account		32,610,501.60	32,619,107.04
181	ACCESS BANK - Budget Support Facility Account		105,304.22	105,409.22
182	FCMB - Out door Advert & Telecom Unit		-	20,722.05
183	UNITY BANK - Staff Loan Account		2,923,864.26	2,760,150.35
184	ZENITH BANK - NSHA Motor Vehicle Recovery Account		1,476.85	27,750,978.10
185	DIAMOND BANK - Motor Vehicle Repayment Account		54,622,787.39	47,843,548.89
186	STANBIC - Special Project Account		8,060,742.37	47,060,861.87
187	UBA - CRF		74,819,188.80	271,653,288.60
188	ECO Bank - Refund Account		-	35,933,686.90
189	FBN - FERTILEZER PROCEED ACCOUNT		22,794,852.50	22,795,182.00
190	FIDELITY - DIRECT LABOUR ACCOUNT		682,957.21	-
	Total		5,983,800,155.68	5,055,989,016.71

NOTES TO THE FINANCIAL STATEMENTS

NOTE	DETAILS	REF.	YEAR 2019	
			ACTUAL 2019	ACTUAL 2018
17 INVESTMENTS AND OTHER ASSETS:			N	N
1	Nigeria Delta Power Holding CO. Ltd - Ord. Shares N1 each		10,503,569.00	10,503,569.00
2	Nigeria Sovereign Investment Authority - NSSG USD5,355,681.88 @ N155/1USD		830,130,691.40	830,130,691.40
			-	-
	Total		840,634,260.40	840,634,260.40
18 INTERNAL LOANS OUTSTANDING:				
1	(1) 5BN - Security and Exchange Bond		1,531,675,490.78	2,382,973,045.75
2	(2) 3.9BN - Salary Bailout - Fidelity Bank Plc		3,570,090,435.28	3,673,775,404.28
3	(3) 10BN - Infrastructural Dev. Loan - Access Bank Plc		9,181,151,921.91	9,422,588,166.91
4	(4) Budget Support Facility		17,539,993,592.90	10,066,000,000.00
5	5BN - State Bond 2		5,000,000,000.00	-
	Total		36,822,911,440.87	25,545,336,616.94
19 EXTERNAL LOANS OUTSTANDING:		Ref.7F		
	EXCHANGE RATE USED		N305 : 1USD	N305 : 1USD
1.	Nasarawa State - Plateau State Water Project (CHF)		73,695,423.70	75,652,645.30
2.	Nasarawa State - Plateau State Water Project (USD)		298,236,963.55	311,793,188.75
3.	Nasarawa State - Plateau State Water Project - (EUR) -ADF		71,338,231.20	75,988,563.15
4.	Nasarawa State Health System Development Project I - (IDA)		381,867,124.80	396,370,066.95
5.	Nasarawa State Community Based Urban Dev. Project - (IDA)		4,219,286,417.80	4,346,628,742.90
6.	Nasarawa State HIV/AIDS Programme - (IDA)		1,291,999,803.65	1,340,727,646.75
7.	Nasarawa State Community & Social Dvelopment Project - (IDA)		1,329,579,433.15	1,364,844,143.15
8.	Nasarawa State Third Fadama Projctcs - (IDA)		1,786,088,799.25	1,837,299,934.05
9.	Nasarawa State Health System Development Project II - (IDA)		979,651,039.10	1,004,947,809.25
10.	Nasarawa State Health Investment Project - (IDA)		7,254,793,623.00	7,296,765,240.30
			-	-
	TOTAL EXTERNAL LOANS		17,686,536,859.20	18,051,017,980.55



SECTION B

STATE EVENTS



2019
Accountant General's
Annual

Reports
with Financial Statements



ANNIVERSARY ENGINEER SULE PERFORMS GROUND BREAKING CEREMONIES FOR 25KM FEEDER ROAD, NEIGHBORHOOD MARKET

STATE EVENTS



2019
Accountant
General's
Annual

Reports
with Financial Statements



BANQUETE HALL



NASARAWA ECONOMIC ADVISORY COUNCIL DONATES ₦5MILLION AND 5000 FACE MASKS TO THE STATE GOVERNMENT



NASARAWA, NMRC, SIGN MOU TO BOOST INVESTMENT IN HOUSING AND REAL ESTATE



FLAG-OFF & DISTRIBUTION OF PALLIATIVES IN RESPECT OF COVID-19 PANDEMIC IN NASARAWA STATE 1ST OF JULY, 2020



COMMISSIONING OF CLASSROOMS BUILT BY KEYSTONE BANK IN GOVERNMENT GIRLS SECONDARY SCHOOLS, GARAKU, NASARAWA STATE

**REFERENCE (SUPPLEMENTARY)
NOTES TO THE FINANCIAL
STATEMENTS**



2019
**Accountant
General's
Annual**

Reports
with Financial Statements

YEAR 2019										
Ref. Note	MONTH	1a Net Receipts N	1b Deduction At Source N	1c Refund From NNPC N	1d Share of Forex Equa. N	1e Paris Club Refund N	1f Exchange Gain N	1g Special Allocated N	1h Refund of Excess Chrgs N	Total Receipts N
1	JANUARY	2,886,182,495.63	261,748,439.56				5,676,930.51			3,153,607,865.70
	FEBRUARY	2,484,923,845.29	386,471,112.39			600,000,000.00	3,780,871.78		52,762,910.65	3,527,938,740.11
	MARCH	2,344,807,122.77	381,744,391.72		249,744,538.07		4,895,560.20		26,100,493.41	3,007,292,106.17
	APRIL	2,188,798,100.35	381,744,391.72	56,533,450.64	73,976,530.48		3,735,473.62	310,933,978.51		3,015,721,925.32
	MAY	2,574,406,365.83	381,744,391.72			3,402,623,764.69	4,546,083.99			6,363,320,606.23
	JUNE	2,926,998,996.99	381,744,391.72				6,667,955.81			3,315,411,344.52
	JULY	3,236,179,149.20	381,744,391.72				5,991,830.55			3,623,915,371.47
	AUGUST	3,143,201,255.17	381,744,391.72							3,524,945,646.89
	SEPTEMBER	2,938,830,491.00	610,130,066.43				5,945,991.69		11,403,604.68	3,566,310,153.80
	OCTOBER	2,916,169,432.65	537,455,476.09				5,449,405.34			3,459,074,314.08
	NOVEMBER	2,868,530,780.25	537,455,476.09				6,416,335.47	57,682,032.19		3,470,084,624.00
	DECEMBER	2,302,601,086.97	537,455,476.09	-	299,627,288.39	-	4,513,225.36	-	-	3,144,197,076.81
	TOTAL	32,811,629,122.10	5,161,182,396.97	56,533,450.64	623,348,356.94	4,002,623,764.69	57,619,664.32	368,616,010.70	90,267,008.74	43,171,819,775.10
1b	BREAKDOWN OF DEDUCTIONS AT SOURCE									
	YEAR 2019									
	MONTH	Foreign Loans N	Contractual Obligation N	Salary Bailout N	ECA N	Bond Iss. Prog N	Budget Support N	Total N		
	JANUARY	35,806,462.73	101,637,860.22	34,331,521.02	89,972,595.59			261,748,439.56		
	FEBRUARY	35,806,462.73	101,637,860.22	34,331,521.02	89,972,595.59	124,722,672.83		386,471,112.39		
	MARCH	31,079,742.06	101,637,860.22	34,331,521.02	89,972,595.59	124,722,672.83		381,744,391.72		
	APRIL	31,079,742.06	101,637,860.22	34,331,521.02	89,972,595.59	124,722,672.83		381,744,391.72		
	MAY	31,079,742.06	101,637,860.22	34,331,521.02	89,972,595.59	124,722,672.83		381,744,391.72		
	JUNE	31,079,742.06	101,637,860.22	34,331,521.02	89,972,595.59	124,722,672.83		381,744,391.72		
	JULY	31,079,742.06	101,637,860.22	34,331,521.02	89,972,595.59	124,722,672.83		381,744,391.72		
	AUGUST	31,079,742.06	101,637,860.22	34,331,521.02	89,972,595.59	124,722,672.83		381,744,391.72		
	SEPTEMBER	34,223,647.02	101,637,860.22	34,331,521.02	89,972,595.59	124,722,672.83	225,241,769.75	610,130,066.43		
	OCTOBER	34,223,647.02	101,637,860.22	34,331,521.02	89,972,595.59	124,722,672.83	152,567,179.41	537,455,476.09		
	NOVEMBER	34,223,647.02	101,637,860.22	34,331,521.02	89,972,595.59	124,722,672.83	152,567,179.41	537,455,476.09		
	DECEMBER	34,223,647.02	101,637,860.22	34,331,521.02	89,972,595.59	124,722,672.83	152,567,179.41	537,455,476.09		
	TOTAL	394,985,965.90	1,219,654,322.64	411,978,252.24	1,079,671,147.08	1,371,949,401.13	682,943,307.98	5,161,182,396.97		

**REFERENCE (SUPPLEMENTARY)
NOTES TO THE FINANCIAL
STATEMENTS**



2019
Accountant
General's
Annual

Reports
with Financial Statements

		YEAR 2018								
Ref. Note	MONTH	1a Net Receipts N	1b Deduction At Source N	1c Refund From NNPC N	1d Share of Forex Equa. N	1e Paris Club Refund N	1f Exchange Gain N	1g Special Allocation N	1h Refund of Excess Chrgs N	Total Receipts N
1	JANUARY	2,849,614,431.13	252,903,857.58		173,942,671.96				12,597,795.31	3,289,058,755.98
	FEBRUARY	2,821,448,530.39	254,490,641.57							3,075,939,171.96
	MARCH	2,922,789,205.51	254,491,760.93						4,252,995.02	3,181,533,961.46
	APRIL	2,488,718,665.05	254,491,760.93		353,494,297.07		353,494,296.77			3,450,199,019.82
	MAY	3,153,852,685.71	254,491,760.93	63,709,489.21			2,721,906.43		6,171,047.03	3,480,946,889.31
	JUNE	3,060,793,843.57	254,491,760.93							3,315,285,604.50
	JULY	3,195,416,854.03	254,491,760.93						47,567,413.00	3,497,476,027.96
	AUGUST	3,073,799,124.34	254,491,760.93	67,840,140.77	141,488,421.12					3,537,619,447.16
	SEPTEMBER	3,129,016,905.54	261,748,439.56				2,379,421.94			3,393,144,767.04
	OCTOBER	2,986,707,992.60	261,748,439.56		179,084,185.93	5,103,935,647.03	30,180,970.87		145,822,924.66	8,707,480,160.65
	NOVEMBER	3,246,284,306.00	261,748,439.56				4,584,478.69			3,512,617,224.25
	DECEMBER	3,203,315,622.43	261,748,439.56							3,465,064,061.99
	TOTAL	36,131,758,166.30	3,081,338,822.97	131,549,629.98	848,009,576.08	5,103,935,647.03	393,361,074.70	-	216,412,175.02	45,906,365,092.08
1b	BREAKDOWN OF DEDUCTIONS AT SOURCE									
	YEAR 2018									
	MONTH	Foreign Loans N	Contractual Obligation (Bond) N	Salary Bailout N	ECA N	Bond Issuance Programme N	Budget Support N	Total N		
	JANUARY	26,961,880.75	101,637,860.22	34,331,521.02	89,972,595.59			252,903,857.58		
	FEBRUARY	28,548,664.74	101,637,860.22	34,331,521.02	89,972,595.59			254,490,641.57		
	MARCH	28,549,784.10	101,637,860.22	34,331,521.02	89,972,595.59			254,491,760.93		
	APRIL	28,549,784.10	101,637,860.22	34,331,521.02	89,972,595.59			254,491,760.93		
	MAY	28,549,784.10	101,637,860.22	34,331,521.02	89,972,595.59			254,491,760.93		
	JUNE	28,549,784.10	101,637,860.22	34,331,521.02	89,972,595.59			254,491,760.93		
	JULY	28,549,784.10	101,637,860.22	34,331,521.02	89,972,595.59			254,491,760.93		
	AUGUST	28,549,784.10	101,637,860.22	34,331,521.02	89,972,595.59			254,491,760.93		
	SEPTEMBER	35,806,462.73	101,637,860.22	34,331,521.02	89,972,595.59			261,748,439.56		
	OCTOBER	35,806,462.73	101,637,860.22	34,331,521.02	89,972,595.59			261,748,439.56		
	NOVEMBER	35,806,462.73	101,637,860.22	34,331,521.02	89,972,595.59			261,748,439.56		
	DECEMBER	35,806,462.73	101,637,860.22	34,331,521.02	89,972,595.59			261,748,439.56		
	TOTAL	370,035,101.01	1,219,654,322.64	411,978,252.24	1,079,671,147.08	-	-	3,081,338,822.97		

**REFERENCE (SUPPLEMENTARY)
NOTES TO THE FINANCIAL
STATEMENTS**



2a DETAILS OF GOVERNMENT SHARE OF VALUE ADDED TAX (VAT)			
MONTH	GROSS RECEIPTS		REMARKS
	YEAR 2019	YEAR 2018	
	N	N	
JANUARY	907,967,083.32	753,501,354.39	
FEBRUARY	942,863,322.08	846,742,955.93	
MARCH	836,105,904.95	796,569,593.71	
APRIL	820,013,457.28	744,160,600.21	
MAY	838,925,319.75	773,167,301.05	
JUNE	983,601,042.03	811,770,911.59	
JULY	954,546,517.31	746,714,242.11	
AUGUST	816,805,681.73	690,411,073.14	
SEPTEMBER	763,767,083.58	1,013,338,588.22	
OCTOBER	810,145,217.32	697,117,897.65	
NOVEMBER	912,134,085.08	924,485,163.69	
DECEMBER	784,557,969.72	803,270,954.12	
TOTAL	10,371,432,684.15	9,601,250,635.81	

**REFERENCE (SUPPLEMENTARY)
NOTES TO THE FINANCIAL
STATEMENTS**



ADMIN CODE	MDA	DESCRIPTION	2018 ACTUAL EXPENDITURE N	2019 ACTUAL EXPENDITURE N	2019 APPROVED BUDGET N	2019 REVISED BUDGET N	%TAGE ACHIEVED	VARIANCE N
REF. NOTE 3	I. ADMINISTRATIVE SECTOR							
011100500100	Office of the Snr. Special Asst. to the Gov on SDGs	Provision of Solar Lightning at 25 Boarding Schools & 25 PHCs	0	37,507,794	0	0		-37,507,794
011100500100	Office of the Snr. Special Asst. to the Gov on SDGs	Monitoring & Evaluation of Capital Projects	3,895,250	29,818,050	5,000,000	5,000,000	596	-24,818,050
011100500100	Office of the Snr. Special Asst. to the Gov on SDGs	Const of 40No. Stand Alone Solar Powered Borehole at Schools, Hosp	4,380,000	58,226,186	10,000,000	10,000,000	582	-48,226,186
011100500100	Office of the Snr. Special Asst. to the Gov on SDGs	Construction of 3No. Small Town Water Supply Scheme at Designate	38,900,000					0
011100500100	Office of the Snr. Special Asst. to the Gov on SDGs	Construction of classrooms and at 13 Number Secondary Schools		101,859,785				
011100500100	Office of the Snr. Special Asst. to the Gov on SDGs	Construction of classrooms and at 13 Number Secondary Schools	4,610,377	65,156,713	15,000,000	15,000,000	434	-50,156,713
011100500100	Office of the Snr. Special Asst. to the Gov on SDGs	Renovation of Classrooms at 13 Nos Secondary Schools	5,620,000	15,000,000	15,000,000	15,000,000	100	0
011100800101	State Emergency Management Agency	Purchase of 1No. Utility Vehicle	1,048,000		10,000,000	10,000,000	0	10,000,000
011101300100	Office of the Secretary to the State Govt	Purchase of Vehicles for Public Officers	279,350,830	432,888,828	400,000,000	400,000,000	108	-32,888,828
011101300100	Office of the Secretary to the State Govt	Special Projects	789,521,600	864,628,459	1,500,000,000	1,500,000,000	58	635,371,541
011101300100	Office of the Secretary to the State Govt	Renovation of the Office of the Secretary to the State Government	10,858,000					0
011200300100	Nasarawa State House of Assembly	Purchase of Vehicles for House Members			953,000,000	953,000,000		953,000,000
011200300100	Nasarawa State House of Assembly	Purchase of Computer Printers			5,000,000	5,000,000	0	5,000,000
011200300100	Nasarawa State House of Assembly	Purchase of 500KVA Generating Plant for Assembly Complex			30,000,000	30,000,000	0	30,000,000
011200300100	Nasarawa State House of Assembly	Purchase of Library Books			15,000,000	15,000,000	0	15,000,000
011200300100	Nasarawa State House of Assembly	Purchase of Communication Gadgets			10,000,000	10,000,000	0	10,000,000
011200400100	House of Assembly Service Commission	Purchase of Vehicles			40,000,000	40,000,000	0	40,000,000
011200400100	House of Assembly Service Commission	Purchase of Computer/Printers			3,000,000	3,000,000	0	3,000,000
011200400100	House of Assembly Service Commission	Purchase of Office Furniture & Fittings			5,000,000	5,000,000	0	5,000,000
011200400100	House of Assembly Service Commission	Purchase of Library Books			1,000,000	1,000,000	0	1,000,000
011200400100	House of Assembly Service Commission	Construction of Permanent Office Complex			26,000,000	26,000,000	0	26,000,000
012500100100	Office of the Head of Civil Service	Rehabilitation of Office Complex	6,000,000					0
012500100100	Office of the Head of Civil Service	Purchase of Office Furniture & Equipment			2,500,000	2,500,000	0	2,500,000
012500100100	Office of the Head of Civil Service	Purchase of 100KVA Generator			10,000,000	10,000,000	0	10,000,000
012500100100	Office of the Head of Civil Service	Computerization of Records of Service			15,000,000	15,000,000	0	15,000,000
014000100100	Office of the State Auditor General	Purchase of Computer/Laptops	100,000		2,000,000	2,000,000	0	2,000,000
014000100100	Office of the State Auditor General	Furnishing of Office Complex			2,500,000	2,500,000	0	2,500,000
014000100100	Office of the State Auditor General	Renovation of Office Complex			15,000,000	15,000,000	0	15,000,000
014600100100	Local Government Service Commission	Furnishing of Office Complex			5,000,000	5,000,000	0	
014600100100	Local Government Service Commission	Construction of Permanent Office Complex			30,000,000	30,000,000	0	
055100100100	Min. for Local Govt & Chieftaincy Affairs	Construction of 4Nos. Zonal Offices in Lafia, Obi, Nasarawa & Akwang	685,000					0
								0
		Total Capital Expenditure - Administrative Sector	1,144,969,057	1,605,085,816	3,123,000,000	3,125,000,000	51	1,519,914,184
REF. NOTE 4	II. ECONOMIC SECTOR							
021500100100	Ministry of Agriculture	Purchase of Utility Vehicle	168,000					0

REFERENCE (SUPPLEMENTARY)
NOTES TO THE FINANCIAL
STATEMENTS



2019
Accountant
General's
Annual

Reports
with Financial Statements

ADMIN CODE	MDA	DESCRIPTION	2018 ACTUAL EXPENDITURE N	2019 ACTUAL EXPENDITURE N	2019 APPROVED BUDGET N	2019 REVISED BUDGET N	%TAGE ACHIEVED	VARIANCE N
022900100100	Ministry of Works, Housing & Transport	Purchase of Fire Fighting Vehicles	2,360,000	3,798,500	17,000,000	17,000,000	22	13,201,500
022900100100	Ministry of Works, Housing & Transport	Electrical Intervention across the State		17,649,821	100,000,000	100,000,000	18	82,350,179
022900100100	Ministry of Works, Housing & Transport	Purchase of Generating Sets	324,096,978					0
022900100100	Ministry of Works, Housing & Transport	Completion of Gitata - Panda Road		38,057,500				0
022900100100	Ministry of Works, Housing & Transport	Construction of Gitata-Panda-Gurku-Mararaba Road	1,582,516,083					0
022900100100	Ministry of Works, Housing & Transport	Construction of Keffi/Kokona Junction-Agwada-Udege Road	180,094,595			400,000,000	0	400,000,000
022900100100	Ministry of Works, Housing & Transport	Completion of New Fire Fighting Station in Lafia	264,092,203					0
022900100100	Ministry of Works, Housing & Transport	Construction of Bridges and Culverts Across the State	47,284,162		30,000,000	30,000,000	0	30,000,000
022900100100	Ministry of Works, Housing & Transport	Construction of Gudi Junction-Angwan Zaria Road	40,500,000					0
022900100100	Ministry of Works, Housing & Transport	Construction of Public Buildings	1,022,594,206	176,000,000		160,000,000	110	-16,000,000
022900100100	Ministry of Works, Housing & Transport	Construction of Presidential Lodge, Lafia		429,742,464				
022900100100	Ministry of Works, Housing & Transport	Construction of an Airstrip in Lafia	8,041,281,922	2,496,597,142	4,000,000,000	4,000,000,000	62	1,503,402,858
022900100100	Ministry of Works, Housing & Transport	Construction of Kwandere-Keffi Road	1,922,500,000		5,000,000,000	3,520,000,000	0	3,520,000,000
022900100100	Ministry of Works, Housing & Transport	Construction of Sisimbaki-Farin Ruwa Road		1,034,749,828		720,000,000	144	-314,749,828
022900100100	Ministry of Works, Housing & Transport	Construction/Completion of N/S liaison Office , Abuja		138,409,040				
022900100100	Ministry of Works, Housing & Transport	Construction of Bus Terminal in Karu				360,000,000	0	360,000,000
022900100100	Ministry of Works, Housing & Transport	Construction of Keffi-Saura-Nike	127,635,618	30,085,975	100,000,000	100,000,000	30	69,914,025
022900100100	Ministry of Works, Housing & Transport	Construction of Inter-City Roads Across the State	129,192,618	21,886,023	500,000,000	500,000,000	4	478,113,977
022900100100	Ministry of Works, Housing & Transport	Construction of 10nos Guests Houses in Lafia		102,246,285				
022900100100	Ministry of Works, Housing & Transport	Renovation of 10No. Guest Houses, Lafia	363,002,450					0
022900100100	Ministry of Works, Housing & Transport	Routine Rehabilitation of Public Buildings	122,255,778	416,429,804	150,000,000	350,000,000	119	-66,429,804
022900100100	Ministry of Works, Housing & Transport	Maintenance of State Roads	49,783,058				0	0
022900100100	Ministry of Works, Housing & Transport	Improvement of Elect. Supply from National Grid to Doma Town			140,000,000	140,000,000	0	140,000,000
022900100100	Ministry of Works, Housing & Transport	Rehabilitation of Moroa-Gudi Road			20,000,000	20,000,000	0	20,000,000
023100300100	Nasarawa Electricity Power Agency	Right of Ways Compensation			20,000,000	20,000,000	0	20,000,000
023100300100	Nasarawa Electricity Power Agency	Procurement of Electrical Tools & Measurement Instruments			20,000,000	20,000,000	0	20,000,000
023100300100	Nasarawa Electricity Power Agency	Purchase of Vehicles and Hiab Crane			40,000,000	40,000,000	0	40,000,000
023100300100	Nasarawa Electricity Power Agency	Provision of Renewable Energy		13,920,740	10,000,000	10,000,000	139	-3,920,740
023100300100	Nasarawa Electricity Power Agency	Electrification of Rural Communities across the State		14,690,246	200,000,000	200,000,000	7	185,309,754
023100300100	Nasarawa Electricity Power Agency	Routine Repairs of Electrical Work of Public Buildings			30,000,000	30,000,000	0	30,000,000
023100300100	Nasarawa Electricity Power Agency	Repairs of Street Lights			50,000,000	50,000,000	0	50,000,000
023100300100	Nasarawa Electricity Power Agency	Special Intervention of Electricity Supply to Distressed Communities		635,000				
023100300100	Nasarawa Electricity Power Agency	Completion of Electrification Project by Federal & State MDAs		12,876,020				
025201200100	Min. of Water Resources & Rural Devt	Purchase of Office Furniture & Fittings	40,000,000		2,000,000	2,000,000	0	2,000,000
025201200100	Min. of Water Resources & Rural Devt	Procurement of Modern Drilling Machine	120,000					0
025201200100	Min. of Water Resources & Rural Devt	Construction of Rural Feeder Roads	375,000	29,500,000	110,000,000	400,000,000	7	370,500,000

**REFERENCE (SUPPLEMENTARY)
NOTES TO THE FINANCIAL
STATEMENTS**

ADMIN CODE	MDA	DESCRIPTION	2018 ACTUAL EXPENDITURE N	2019 ACTUAL EXPENDITURE N	2019 APPROVED BUDGET N	2019 REVISED BUDGET N	%TAGE ACHIEVED	VARIANCE N
021500100100	Ministry of Agriculture	Purchase of Agro-Chemicals	1,292,550	650,000	10,000,000	10,000,000	7	9,350,000
021500100100	Ministry of Agriculture	Purchase of Assorted Fertilizers (NPK, UREA, SSP)	13,385,700	74,670,600	350,000,000	350,000,000	21	275,329,400
021500100100	Ministry of Agriculture	Procuremnt of fishing inputs	50,000					0
021500100100	Ministry of Agriculture	Development/Fencing of Fish Farm & Construction of Hatchery at Kai	30,000	497,700	6,000,000	6,000,000	8	5,502,300
021500100100	Ministry of Agriculture	Construction of Verterinary Hospital at Lafia		40,294,767				
021500100100	Ministry of Agriculture	Establishment of Fertilizer Blending Plant	1,500,000					0
021500100100	Ministry of Agriculture	Federal-State Collaborative Programme	21,348,124	11,136,000	40,000,000	40,000,000	28	28,864,000
021500100100	Ministry of Agriculture	Agricultural Anchor Scheme	92,786,054		50,000,000	50,000,000	0	50,000,000
021502100100	College of Agriculture, Lafia	Purchase of 1No. 30 Seater Bus			30,000,000	30,000,000	0	30,000,000
021502100100	College of Agriculture, Lafia	Purchase of 1No. Tractor for Teaching Purposes			26,000,000	26,000,000	0	26,000,000
022000100100	Ministry of Finance & Economic Planning	Purchase of M & E Equipment	1,900,000					0
022000100100	Ministry of Finance & Economic Planning	Computerization of Financial Management System	178,117,597		200,000,000	200,000,000	0	200,000,000
022000100100	Ministry of Finance & Economic Planning	Renovation of Office Complex	255,200		40,000,000	40,000,000	0	40,000,000
022000100100	Ministry of Finance & Economic Planning	National Social Investment Programmes			100,000,000	100,000,000	0	100,000,000
022000100100	Ministry of Finance & Economic Planning	Renovation of MOF Complex			200,000,000	200,000,000	0	200,000,000
022000100100	Ministry of Finance & Economic Planning	Purchase of 2Nos Project Vehicles			30,000,000	30,000,000	0	30,000,000
022000100100	Ministry of Finance & Economic Planning	UNICEF Collaborative Projects Intervention			72,000,000	72,000,000	0	72,000,000
022000100100	Ministry of Finance & Economic Planning	Community & Social Dev. Agency			100,000,000	100,000,000	0	100,000,000
022000100100	Ministry of Finance & Economic Planning	NEWMAP Programme			361,000,000	361,000,000	0	361,000,000
022000100100	Ministry of Finance & Economic Planning	REDD+ Programme			150,000,000	150,000,000	0	150,000,000
022000700100	Office of the Accountant-General	Computerization of Financial Management System	3,200,000		100,000,000	100,000,000	0	100,000,000
022000700100	Office of the Accountant-General	Purchase of 2Nos Vehicles			30,000,000	30,000,000	0	30,000,000
022000800100	Board of Internal Revenue Service	Purchase of Motor Vehicles for Headquarters	7,800,000		10,000,000	10,000,000	0	10,000,000
022000800100	Board of Internal Revenue Service	Furnishing of Office Headquarters			10,000,000	10,000,000	0	10,000,000
022000800100	Board of Internal Revenue Service	Furnishing of Akwanga Zonal Office with ENDL Operation		975,000	1,000,000	1,000,000	98	25,000
022000800100	Board of Internal Revenue Service	Computerization of NIRS (Covering its entire Operation)	6,979,300	11,184,869	15,000,000	15,000,000	75	3,815,131
022000800100	Board of Internal Revenue Service	Renovation of BIRS Headquarters	27,000,000		30,000,000	30,000,000	0	30,000,000
022000800100	Board of Internal Revenue Service	Purchase of Computers			10,000,000	10,000,000	0	10,000,000
022200100100	Min. of Commerce, Industry & Cooperatives	Development/Completion of Keffi Modern Market	60,560,605		25,000,000	25,000,000	0	25,000,000
022200100100	Min. of Commerce, Industry & Cooperatives	Construction of New Lafia Ultra-Modern Market	16,994,727	10,797,244	10,000,000	10,000,000	108	-797,244
022200100100	Min. of Commerce, Industry & Cooperatives	Construction of Akwanga Modern Market	6,948,288	93,608,431	10,000,000	10,000,000	936	-83,608,431
022200100100	Min. of Commerce, Industry & Cooperatives	Development/Completion of Karu International Market	273,831,850	669,000	40,000,000	40,000,000	2	39,331,000
022200100100	Min. of Commerce, Industry & Cooperatives	Construction of Neighbourhood Market, Lafia	71,887,171	30,928,620	10,000,000	10,000,000	309	-20,928,620
022200100100	Min. of Commerce, Industry & Cooperatives	Industrial Development	144,078,345	13,792,350	100,000,000	100,000,000	14	86,207,650
022200100100	Min. of Commerce, Industry & Cooperatives	Renovation of Ministry's Office Complex		3,528,700	5,000,000	5,000,000	71	1,471,300
022205300100	N/S Market Management Bureau	Productions of Indigenous Measures			2,000,000	2,000,000	0	2,000,000

**REFERENCE (SUPPLEMENTARY)
NOTES TO THE FINANCIAL
STATEMENTS**

ADMIN CODE	MDA	DESCRIPTION	2018 ACTUAL EXPENDITURE	2019 ACTUAL EXPENDITURE	2019 APPROVED BUDGET	2019 REVISED BUDGET	%TAGE ACHIEVED	VARIANCE
			N	N	N	N		N
025201200100	Min. of Water Resources & Rural Devt	Nasarawa Electricity Power Agency	71,087,433					0
025210200100	Nasarawa State Water Board	Purchase of Water Treatment Chemicals		25,072,000	100,000,000	100,000,000	25	74,928,000
025210200100	Nasarawa State Water Board	Rehabilitation of Akwanga/Keffi Water Scheme (Mada Water Works)	139,463,642	9,748,000	30,000,000	30,000,000	32	20,252,000
025210200100	Nasarawa State Water Board	Rehabilitation of Nasarawa Water Supply Scheme	70,923,359	6,725,730	150,000,000	150,000,000	4	143,274,270
025210200100	Nasarawa State Water Board	Rehabilitation of Nassarawa Eggon Water Supply Scheme			20,000,000	20,000,000	0	20,000,000
025210200100	Nasarawa State Water Board	Rehabilitation of Lafia Water Supply Scheme		7,755,200	50,000,000	50,000,000	16	42,244,800
025210200100	Nasarawa State Water Board	Rehabilitation of Keana Water Supply Scheme	4,361,000		20,000,000	20,000,000	0	20,000,000
025210200100	Nasarawa State Water Board	Rehabilitation of other Water Schemes	2,187,750		20,000,000	20,000,000	0	20,000,000
025300100100	Ministry of Housing & Urban Dev.	Construction of Public Buildings		1,138,525,483	1,000,000,000	1,000,000,000	114	-138,525,483
025300100100	Ministry of Housing & Urban Dev.	Construction of Presidential Lodge, Lafia			600,000,000	600,000,000	0	600,000,000
025300100100	Ministry of Housing & Urban Dev.	Renovation of 10No. Guest Houses, Lafia			30,000,000	30,000,000	0	30,000,000
025300100100	Ministry of Housing & Urban Dev.	Routine Rehabilitation of Public Buildings			130,000,000	130,000,000	0	130,000,000
025305600100	Nasarawa Urban Development Board	Development of Lafia Township Roads Phase II	837,666,456	851,270,888	1,500,000,000	1,500,000,000	57	648,729,112
025305600100	Nasarawa Urban Development Board	Development of Other Urban Roads: Obi, Karu, Keana, Toto, Garaku,	637,758,989	885,840,574	1,000,000,000	1,000,000,000	89	114,159,426
025305600100	Nasarawa Urban Development Board	Channelization of Storm Water in Lafia	135,750,000					0
025305600100	Nasarawa Urban Development Board	Supply and Installation of Hybrid Solar Traffic Lights	223,460,537		15,000,000	15,000,000	0	15,000,000
025305600100	Nasarawa Urban Development Board	Construction of Lafia Western Bye-pass Road						0
025305600100	Nasarawa Urban Development Board	Doma Township Roads	295,613,999		220,000,000	220,000,000	0	220,000,000
025305600100	Nasarawa Urban Development Board	Construction of Agyaragu-Gidan Ausa-Doma Road			510,855	510,855	0	510,855
025305600100	Nasarawa Urban Development Board	Construction of Kadarko-Giza-Keana; Agaza-Agwatashi & Obi-Assakio Roads		868,051,433	600,000,000	600,000,000	145	-268,051,433
025305600100	Nasarawa Urban Development Board	Const. of Stanbit Bank Kurikyo Road & Other Lafia Township Road		290,451,738				
025305600100	Nasarawa Urban Development Board	Construction of Lafia Western Bye-pass Road Phase I		905,000,000				
025305600100	Nasarawa Urban Development Board	Constructuon of Awe-Tunga Road			878,619	878,619	0	878,619
025305600100	Nasarawa Urban Development Board	Construction of Adudu-Azara-Wuse-Plateau Boarder	148,061,165	265,642,218	200,000,000	200,000,000	133	-65,642,218
025305600100	Nasarawa Urban Development Board	Construction of Lafia East -Tudun Kauri Road		29,900,117				
025305600100	Nasarawa Urban Development Board	Construction of Adamu Mu'azu-Alkali Street			10,000,000	10,000,000	0	10,000,000
025305600100	Nasarawa Urban Development Board	Construction of Angwan Hashimu-karu Int. Market	22,325,817		7,004	7,004	0	7,004
025305600100	Nasarawa Urban Development Board	Construction of Gudi Junction Angwan Zaria Road	192,240,000					0
025305600100	Nasarawa Urban Development Board	Rehabilitation of Toto/Umaisha Roads	109,080,310		4,800,000	4,800,000	0	4,800,000
025305600100	Nasarawa Urban Development Board	Rehabilitation of Doma-Akpatta-Rukubi Road	182,035,946		300,000,000	300,000,000	0	300,000,000
025305600100	Nasarawa Urban Development Board	Construction of Mararaba Gurku Township Road		52,879,272	100,002,000	100,002,000	53	47,122,728
025305600100	Nasarawa Urban Development Board	Construction of Mararaba Junction-Kalayi Road			170,000,000	170,000,000	0	170,000,000
025305600100	Nasarawa Urban Development Board	Const. of Road & Drainage Network within the Peninsula Estate		352,000,000	1,000,000,000	1,000,000,000	35	648,000,000
025305700100	N/State Community & Social Devt Project	Provision of Water through Boreholes & Tube Wells in Rural Communities			15,000,000	15,000,000	0	15,000,000
026000100100	Ministry of Lands & Town Planning	Purchase of Office Furniture	740,000	1,225,000	2,000,000	2,000,000	61	775,000
026000100100	Ministry of Lands & Town Planning	Compensation for Lands Acquired by Government	306,401,712	124,623,761	400,000,000	400,000,000	31	275,376,239

REFERENCE (SUPPLEMENTARY)
NOTES TO THE FINANCIAL
STATEMENTS

ADMIN CODE	MDA	DESCRIPTION	2018 ACTUAL EXPENDITURE N	2019 ACTUAL EXPENDITURE N	2019 APPROVED BUDGET N	2019 REVISED BUDGET N	%TAGE ACHIEVED	VARIANCE N
026000100100	Ministry of Lands & Town Planning	Development of Layouts in Lafia	569,689,548		2,000,000,000	2,000,000,000	0	2,000,000,000
026000100100	Ministry of Lands & Town Planning	Boundary Delineation/Perimeter Survey & Associated Works of Layo	31,890,900	8,281,500	25,000,000	25,000,000	33	16,718,500
026000100100	Ministry of Lands & Town Planning	Nasarawa Geographic Information Service	963,361,703	137,555,220				-137,555,220
026000100100	Ministry of Lands & Town Planning	Provision of Master Plan of Urban Centres	135,750,000		100,009,678	100,009,678	0	100,009,678
026000100100	Ministry of Lands & Town Planning	Provision of Infrastructure Facilities at Orange Market Site & Services	327,174,085	17,265,887	300,571,240	300,571,240	6	283,305,353
026000100100	Ministry of Lands & Town Planning	Provision of Infrastructure Facilities at Peninsula Land			1,500,000,000	1,500,000,000	0	1,500,000,000
026000200100	Nasarawa Geographic Information Service	Nasarawa Geographic Information Service		1,377,928,666	1,000,000,000	1,000,000,000	138	-377,928,666
026000200100	Nasarawa Geographic Information Service	Construction of NAGIS Office in Lafia			45,614,650	45,614,650	0	45,614,650
								0
		Total Capital Expenditure - Economic Sector	20,596,822,530	12,625,750,356	25,371,394,046	26,021,394,046	49	13,395,643,690
REF. NOTE 5	III. LAW AND JUSTICE SECTOR							
031801100100	Judicial Service Commission	Furnishing of Office Complex	575,000					0
031801100100	Judicial Service Commission	Purchase of Canon Photocopier	355,000					0
031801100100	Judicial Service Commission	Purchase of 1no Motor Cycle	250,000					0
031801100100	Judicial Service Commission	Construction of Office Complex	4,542,000	8,308,400	10,000,000	10,000,000	83	1,691,600
031801100100	Judicial Service Commission	Renovation/Furnishing of Judges Residence		7,630,300	12,000,000	12,000,000	64	4,369,700
031801100100	Judicial Service Commission	Establishment of ICT in the Commission	2,150,000					0
031801100100	Judicial Service Commission	Purchase of Official Vehicles		8,500,000	45,000,000	45,000,000	19	36,500,000
032600100100	Ministry of Justice	Purchase of Official Vehicles			30,000,000	30,000,000	0	30,000,000
032600100100	Ministry of Justice	Procurement of Office Furniture & Equipment			1,500,000	1,500,000	0	1,500,000
032600100100	Ministry of Justice	Purchase of Generators (20KVA) for High Court Judges			2,000,000	2,000,000	0	2,000,000
032600100100	Ministry of Justice	Renovation of Court Complexes			15,000,000	15,000,000	0	15,000,000
032600105100	High Court of Justice	Purchase of Vehicles for 16Nos Judges, 5Nos DCRs & Magistrates	219,175,873	2,156,000	30,000,000	30,000,000	7	27,844,000
032600105100	High Court of Justice	Purchase of Computer Sets	305,000	221,000				-221,000
032600105100	High Court of Justice	Procurement of Office Furniture & Equipment	5,529,600	1,266,000				-1,266,000
032600105100	High Court of Justice	Purchase of Books for High Court Library	500,000	5,701,900				-5,701,900
032600105100	High Court of Justice	Purchase of Generators (20KVA) for High Court Judges	162,500					0
032600105100	High Court of Justice	Construction of Court Complexes	304,977,379	75,192,405	140,000,000	890,000,000	8	814,807,595
032600105100	High Court of Justice	Renovation of Court Complexes	6,852,100	14,597,400	20,000,000	20,000,000	73	5,402,600
032600105100	High Court of Justice	Renovation of Magistrate & Area Courts in the State	250,000	1,569,200				-1,569,200
032605200100	Customary Court of Appeal	Purchase of Official Vehicles		1,550,000	6,000,000	6,000,000	26	4,450,000
032605200100	Customary Court of Appeal	Purchase of Generator			5,000,000	5,000,000	0	5,000,000
032605200100	Customary Court of Appeal	Purchase of Office Furniture & Fittings		270,000	2,000,000	2,000,000	14	1,730,000
032605200100	Customary Court of Appeal	Purchase of Computers			1,000,000	1,000,000	0	1,000,000
032605200100	Customary Court of Appeal	Purchase of Public Address System			1,000,000	1,000,000	0	1,000,000

REFERENCE (SUPPLEMENTARY) NOTES TO THE FINANCIAL STATEMENTS



ADMIN CODE	MDA	DESCRIPTION	2018 ACTUAL EXPENDITURE N	2019 ACTUAL EXPENDITURE N	2019 APPROVED BUDGET N	2019 REVISED BUDGET N	%STAGE ACHIEVED	VARIANCE N
032605200100	Customary Court of Appeal	Construction of Permanent Complex			10,000,000	10,000,000	0	10,000,000
032605300100	Sharia Court of Appeal	Construction of Permanent Complex			10,000,000	10,000,000	0	10,000,000
032605300100	Sharia Court of Appeal	Purchase of Official Vehicle	7,218,635		15,000,000	15,000,000	0	15,000,000
								0
		Total Capital Expenditure - Law & Justice	552,843,087	126,962,605	355,500,000	1,105,500,000	11	978,537,395
								0
REF. NOTE 6	IV. SOCIAL SECTOR							0
051400100100	Min. of Women Affairs & Social Devt	Construction of Children Orphanage		6,212,000	50,000,000	50,000,000	12	43,788,000
051400100100	Min. of Women Affairs & Social Devt	Construction of Reformation Centre & Remand Home			50,000,000	50,000,000	0	50,000,000
051700100100	Ministry of Education	Supply of Furniture to Secondary Schools	6,000,000					0
051700100100	Ministry of Education	Purchase of Textbooks	2,497,920	3,000,000				-3,000,000
051700100100	Ministry of Education	Furnishing of Office Complex			3,000,000	3,000,000	0	3,000,000
051700100100	Ministry of Education	Instructional Materials		10,000,000		40,000,000	25	30,000,000
051700100100	Ministry of Education	Purchase of 2No. Hilux Vehicles for Ministry's Hqtrs	3,000,000					0
051700100100	Ministry of Education	Construction of Students Hostels at the Nasarawa State Polytechnic,	34,341,070					0
051700100100	Ministry of Education	Development of Students Hostels at the College of Education, Akwan	13,114,412					0
051700100100	Ministry of Education	Construction of Students Hostels at the Nasarawa State University, K	21,950,767					0
051700100100	Ministry of Education	Provision & Rehabilitation of Hostels for both Male and Female Stude	5,031,894					0
051700100100	Ministry of Education	Capital Grants to Federal & other Private Tertiary Institutions	27,515,009					0
051700100100	Ministry of Education	Construction of Toilets in Secondary Schools	74,085,655					0
051700100100	Ministry of Education	Rehabilitation of Classrooms in Public Schools	2,600,000	44,274,750				-44,274,750
051700100100	Ministry of Education	Rehabilitation of Hostels in Public Schools	5,413,338			195,874,650	0	195,874,650
051700100100	Ministry of Education	Perimetre Fencing of Schools	1,500,000	5,000,000				-5,000,000
051700300100	N/State Universal Basic Education Board	Capital Budget for Bilingual Education Projects			60,000,000	60,000,000	0	60,000,000
051700300100	N/State Universal Basic Education Board	Infrastructure Development - Primary Schools			1,000,000,000	1,000,000,000	0	1,000,000,000
051700300100	N/State Universal Basic Education Board	Instructional Materials - Primary Schools			30,000,000	30,000,000	0	30,000,000
051700300100	N/State Universal Basic Education Board	Staff Development - Primary Schools			50,000,000	50,000,000	0	50,000,000
051700300100	N/State Universal Basic Education Board	Infrastructure Development JSS			20,000,000	20,000,000	0	20,000,000
051700300100	N/State Universal Basic Education Board	Instructional Materials - Special Schools			20,000,000	20,000,000	0	20,000,000
051701800100	Nasarawa State Polytechnic, Lafia	Purchase/Furnishing of Offices for Accreditation purposes		29,590,875	25,000,000	25,000,000	118	-4,590,875
051701800100	Nasarawa State Polytechnic, Lafia	Purchase of Library Books & Equipment		8,282,952	2,000,000	2,000,000	414	-6,282,952
051701800100	Nasarawa State Polytechnic, Lafia	Purchase of Sporting Equipment			1,500,000	1,500,000	0	1,500,000
051701800100	Nasarawa State Polytechnic, Lafia	Purchase of Science Equipemnt		75,000,000	4,000,000	4,000,000	1,875	-71,000,000
051701800100	Nasarawa State Polytechnic, Lafia	Provision of Portatble Water			10,000,000	10,000,000	0	10,000,000
051701800100	Nasarawa State Polytechnic, Lafia	Construction of Departmental Buildings		170,869,144	10,000,000	10,000,000	1,709	-160,869,144
051701800100	Nasarawa State Polytechnic, Lafia	Construction of New Admin Building		245,268,262	5,000,000	5,000,000	4,905	-240,268,262

**REFERENCE (SUPPLEMENTARY)
NOTES TO THE FINANCIAL
STATEMENTS**



2019
Accountant
General's
Annual

Reports
with Financial Statements

ADMIN CODE	MDA	DESCRIPTION	2018 ACTUAL EXPENDITURE N	2019 ACTUAL EXPENDITURE N	2019 APPROVED BUDGET N	2019 REVISED BUDGET N	%TAGE ACHIEVED	VARIANCE N
051701800100	Nasarawa State Polytechnic, Lafia	Construction of Engineering Workshop		50,353,949				
051701800100	Nasarawa State Polytechnic, Lafia	Construction of Twin Lecture Theatre		16,755,301				
051701900100	College of Education, Akwanga	Construction of Gate & Fence/Drainage Network			20,000,000	20,000,000	0	20,000,000
051701900100	College of Education, Akwanga	Construction of Laboratory Block - (TETFUND)			50,000,000	50,000,000	0	50,000,000
051702100100	Nasarawa State University, Keffi	Acquisition of Land for Administrative Buildings		8,452,583	50,000,000	50,000,000	17	41,547,417
051702100100	Nasarawa State University, Keffi	Purchase of Utility Vehicles		30,787,638		30,787,628	100	-10
051702100100	Nasarawa State University, Keffi	Purchase of Lab Equipment		61,540,690		46,007,765	134	-15,532,925
051702100100	Nasarawa State University, Keffi	Furnishing of Faculty/Admin Offices		16,269,857		2,733,700	595	-13,536,157
051702100100	Nasarawa State University, Keffi	Roads and bridges		5,143,572	15,000,000	15,000,000	34	9,856,428
051702100100	Nasarawa State University, Keffi	Computer and Electrical Equipment		24,322,860	6,000,000	24,322,860	100	0
051702100100	Nasarawa State University, Keffi	Construction of 2Nos Lecture Theatres Halls			20,000,000	20,000,000	0	20,000,000
051702100100	Nasarawa State University, Keffi	Construction of Physical Planning Dept.		27,729,447	10,000,000	45,000,000	62	17,270,553
051702100100	Nasarawa State University, Keffi	Construction of New Library (Phase II & III)		81,746,201	40,000,000	70,000,000	117	-11,746,201
051702100100	Nasarawa State University, Keffi	Construction of Staff Welfare Centre			20,000,000	20,000,000	0	20,000,000
051702100100	Nasarawa State University, Keffi	Faculty of Agric. Office Complex		26,353,159	10,000,000	10,000,000	264	-16,353,159
051702100100	Nasarawa State University, Keffi	Construction of Faculty of Environmental Sciences		181,812,408	100,000,000	140,000,000	130	-41,812,408
051702100100	Nasarawa State University, Keffi	Construction of Moot Court		31,471,428	20,000,000	45,000,000	70	13,528,572
051702100100	Nasarawa State University, Keffi	Rehabilitation of Building Structure (TETFUND)			20,000,000	20,000,000	0	20,000,000
051702100100	Nasarawa State University, Keffi	Provision of Water				5,000,000	0	5,000,000
051702100100	Nasarawa State University, Keffi	Rehabilitation of 1000 Seats Capacity Hall				25,000,000	0	25,000,000
051702100100	Nasarawa State University, Keffi	Provision of Street Lighting		1,282,700				
051702100100	Nasarawa State University, Keffi	Rehabilitation of Conference Center/Hotel		5,030,386				
051705400100	Teachers Service Commission	Construction of Office Complex		2,996,000				
051705500100	Min. of Special Education, Science & Tech.	Purchase of Computers	40,000,000					0
051705500100	Min. of Special Education, Science & Tech.	Purchase of Computer Printers	89,000,000					0
051705500100	Min. of Special Education, Science & Tech.	Equipping of 3nos Special Schools Workshops		10,000,000	20,000,000	20,000,000	50	10,000,000
051705500100	Min. of Special Education, Science & Tech.	Procurement of Equipment & Materials for Special Education Schools	5,000,000					0
051705500100	Min. of Special Education, Science & Tech.	Purchase of Games and Sporting Materials	438,700					0
051705500100	Min. of Special Education, Science & Tech.	Purchase of two - 350kva Generators		250,000	10,000,000	10,000,000	3	9,750,000
051705500100	Min. of Special Education, Science & Tech.	Establishment of Special Education	53,611,700		100,000,000	100,000,000	0	100,000,000
051705500100	Min. of Special Education, Science & Tech.	Furnishing of Institute for Technical Education		7,100,000				
051705500100	Min. of Special Education, Science & Tech.	Equipping of Science Laboratories in Science Schools		4,600,000	10,000,000	10,000,000	46	5,400,000
051705500100	Min. of Special Education, Science & Tech.	Establishment of Lafia Institute for Technical Education			30,000,000	30,000,000	0	30,000,000
051705500100	Min. of Special Education, Science & Tech.	Establishment of Nasarawa State Center for Research	10,685,500	7,300,000	20,000,000	20,000,000	37	12,700,000
051705500100	Min. of Special Education, Science & Tech.	Construction & Equipping of Research Laboratories	5,500,000		30,000,000	30,000,000	0	30,000,000
051705500100	Min. of Special Education, Science & Tech.	Renovation of Office Complex	3,200,000					0

REFERENCE (SUPPLEMENTARY) NOTES TO THE FINANCIAL STATEMENTS

ADMIN CODE	MDA	DESCRIPTION	2018 ACTUAL EXPENDITURE N	2019 ACTUAL EXPENDITURE N	2019 APPROVED BUDGET N	2019 REVISED BUDGET N	%TAGE ACHIEVED	VARIANCE N
051706700100	Ministry of Higher Education	Const. of Students' Hostels at Nasarawa State Polytechnic			20,000,000	20,000,000	0	20,000,000
051706700100	Ministry of Higher Education	Development of Students Hostels at the College of Education, Akwanga			20,000,000	20,000,000	0	20,000,000
051706700100	Ministry of Higher Education	Construction of Students Hostels at Nasarawa State University, Keffi			50,000,000	50,000,000	0	50,000,000
051706700100	Ministry of Higher Education	Provision of Hostels at College of Agriculture, Lafia			30,000,000	30,000,000	0	30,000,000
051706700100	Ministry of Higher Education	Capital Grants to Federal & other Private Tertiary Institutions		13,322,100	30,000,000	30,000,000	44	16,677,900
051700800100	Nasarawa State Bureau for ICT -Lib. Board	Purchase of Robotic Training Equipment				57,200,000	0	57,200,000
051700800100	Nasarawa State Bureau for ICT -Lib. Board	Installation of Solar Batteries in 5Nos E-Libraries		4,980,000		5,030,000	99	50,000
051700800100	Nasarawa State Bureau for ICT -Lib. Board	Purchase and Installation of 300kva Transformer		7,383,345		7,500,000	98	116,655
051700800100	Nasarawa State Bureau for ICT -Lib. Board	Renovation of 5nos E-Libraries		15,000,000		25,000,000	60	10,000,000
052100100100	Ministry of Health	Equipping of all General Hospitals in the State	47,050,000		50,000,000	50,000,000	0	50,000,000
052100100100	Ministry of Health	Equipping of School of Health Technology, Keffi	17,414,226					0
052100100100	Ministry of Health	Construction of Twin 30-Beds Ward at ERCC Medical Centre Alushi		6,000,000	10,000,000	10,000,000	60	4,000,000
052100100100	Ministry of Health	Construction of School of Health Technology Complex			20,000,000	20,000,000	0	20,000,000
052100100100	Ministry of Health	Construction & Equipping of Modern Hospital at Akwanga	146,561,336	30,424,018	50,000,000	50,000,000	61	19,575,982
052100100100	Ministry of Health	Construction & Equipping of Modern Hospital at Nasarawa	121,698,472		50,000,000	50,000,000	0	50,000,000
052100100100	Ministry of Health	Construction of Surveillance Quarantine & Isolation Centre	117,066,064					0
052100100100	Ministry of Health	Upgrading of General Hospital across the State		4,123,048				
052100100100	Ministry of Health	Construction of Epid Unit & Furnishing	13,757,592					0
052100100100	Ministry of Health	Construction of Research Laboratory	337,719,643	148,573,007	200,000,000	200,000,000	74	51,426,993
052100300100	Primary Healthcare Development Agency	Procurement of Equipment for PHC Facilities	24,329,039		60,000,000	60,000,000	0	60,000,000
052100300100	Primary Healthcare Development Agency	Purchase of Office Vehicles			30,000,000	30,000,000	0	30,000,000
052100300100	Primary Healthcare Development Agency	NSHIP/DLI Capital Development			50,000,000	50,000,000	0	50,000,000
052110100100	Dalhatu Araf Specialist Hospital	Purchase of Hospital Equipment	15,000,000					0
052110100100	Dalhatu Araf Specialist Hospital	Purchase of 2No. TENS	10,526,058					0
052110100100	Dalhatu Araf Specialist Hospital	Purchase of 2No. Complete Ambulances			50,000,000	50,000,000	0	50,000,000
052110100100	Dalhatu Araf Specialist Hospital	Purchase of Diagnostic Equipment		282,192,000	50,000,000	285,467,250	99	3,275,250
052110100100	Dalhatu Araf Specialist Hospital	Purchase of 2No. 2- Point Visible Infrared Radiation			600,000	600,000	0	600,000
052110100100	Dalhatu Araf Specialist Hospital	Purchase of Traction Machines			4,000,000	4,000,000	0	4,000,000
052110100100	Dalhatu Araf Specialist Hospital	Purchase of 3No. Point Visible Infrared Stand			1,500,000	1,500,000	0	1,500,000
052110100100	Dalhatu Araf Specialist Hospital	Purchase of Hospital Beds and other Equipment		1,721,000	60,000,000	60,000,000	3	58,279,000
052110100100	Dalhatu Araf Specialist Hospital	Construction of additional Hospital Complex			100,000,000	100,000,000	0	100,000,000
052110100100	Dalhatu Araf Specialist Hospital	Renovation of Hospital Wards			50,000,000	50,000,000	0	50,000,000
052110200100	Hospitals Management Board	Purchase of Office Furniture	729,000	937,200	1,500,000	1,500,000	62	562,800
052110200100	Hospitals Management Board	Purchase of Computers		350,000				
052110200100	Hospitals Management Board	Refurbishing of Motor Vehicles	2,612,650	924,750	4,000,000	4,000,000	23	3,075,250
052110200100	Hospitals Management Board	Purchase of Ambulances			75,000,000	75,000,000	0	75,000,000

**REFERENCE (SUPPLEMENTARY)
NOTES TO THE FINANCIAL
STATEMENTS**



2019
Accountant
General's
Annual

Reports
with Financial Statements

ADMIN CODE	MDA	DESCRIPTION	2018 ACTUAL EXPENDITURE	2019 ACTUAL EXPENDITURE	2019 APPROVED BUDGET	2019 REVISED BUDGET	%TAGE ACHIEVED	VARIANCE
			N	N	N	N		N
052110600100	School of Health Technology	Purchase of Generating Plant			5,000,000	5,000,000	0	5,000,000
052110600100	School of Health Technology	Purchase of Public Health Laboratory Equipment			15,000,000	15,000,000	0	15,000,000
052110600100	School of Health Technology	Purchase of Clinical Equipment & Essential Drugs			10,000,000	10,000,000	0	10,000,000
052110600100	School of Health Technology	Rehabilitation of Access Road			5,000,000	5,000,000	0	5,000,000
053500100100	Ministry of Environment & Natural Resources	Control of Erosion & Flood	500,000					0
053500100100	Ministry of Environment & Natural Resources	Purchase of Office Equipment			2,000,000	2,000,000	0	2,000,000
053500100100	Ministry of Environment & Natural Resources	New Map Activities			100,000,000	100,000,000	0	100,000,000
011100900101	N/S Waste Management Bureau	Disilting & Cleaning of Drainages			30,000,000	30,000,000	0	30,000,000
011100900101	N/S Waste Management Bureau	Rehabilitation of Office Complex			5,000,000	5,000,000	0	5,000,000
053900100100	Ministry of Youth & Sports Development	Purchase of Sporting Equipment	443,500					0
053900100100	Ministry of Youth & Sports Development	Purchase of New Generator for Lafia City Stadium	1,110,910					0
053900100100	Ministry of Youth & Sports Development	Upgrading of Lafia Township Stadium	50,029,987		20,000,000	20,000,000	0	20,000,000
053900100100	Ministry of Youth & Sports Development	Construction of Lafia Golf Course	65,280,000		20,000,000	20,000,000	0	20,000,000
		Total Capital Expenditure - Social Sector	1,376,314,444	1,714,726,632	3,220,100,000	4,044,023,853	42	2,329,297,221
		Grand Total - Capital Expenditure	23,670,949,119	16,072,525,410	32,069,994,046	34,295,917,899	47	18,223,392,489

REF. NOTE	DETAILS	YEAR 2019		YEAR 2018	
		PRINCIPAL	INTEREST	PRINCIPAL	INTEREST
7	STATEMENT OF EXTERNAL/INTERNAL LOANS PRINCIPAL, REPAYMENTS & INTEREST CHARGES				
A	EXTERNAL LOANS: PRINCIPAL REPAYMENTS/INTERESTS				
		N	N	N	N
	1. Nasarawa State - Plateau State Water Project (CHF)	3,381,979.58	581,315.55	3,341,039.77	599,545.80
	2. Nasarawa State - Plateau State Water Project (USD)	13,592,953.66	2,336,393.08	13,697,053.15	2,456,933.76
	3. Nasarawa State - Plateau State Water Project - (EUR) -ADF	3,245,523.89	557,836.21	3,492,150.94	626,706.26
	4. Nasarawa State Health System Development Project I - (IDA)	12,658,471.96	3,037,231.35	12,687,159.99	3,139,238.44
	5. Nasarawa State Community Based Urban Dev. Project - (IDA)	105,986,248.79	33,368,247.84	106,226,235.95	34,241,392.14
	6. Nasarawa State HIV/AIDS Programme - (IDA)	42,410,589.56	10,258,066.20	42,573,302.77	10,616,572.80
	7. Nasarawa State Community & Social Development Project - (IDA)	27,619,993.16	10,201,720.67	14,268,481.46	10,675,708.22
	8. Nasarawa State Third Fadama Projctcs - (IDA)	42,224,022.17	14,155,003.79	14,268,481.46	14,378,814.69
	9. Nasarawa State Health System Development Project II - (IDA)	20,211,592.69	7,722,851.58	10,148,769.72	7,854,348.06
	10. Nasarawa State Health Investment Project - (IDA)	-	60,427,336.14	-	67,002,784.09
	TOTAL	271,331,375.46	142,646,002.41	220,702,675.21	151,592,044.26
B	INTERNAL LOANS: PRINCIPAL REPAYMENT 2019				
		I	II	III	IV
		N	N	N	N
	(1) 5BN - Security and Exchange Bond	410,263,881.91	-	441,033,673.06	-
	(2) 3.9BN - Salary Bailout - Fidelity Bank Plc	25,103,817.70	25,641,061.40	26,189,802.59	26,750,287.31
	(3) 10BN - Infrastructural Dev. Loan - Access Bank Plc	58,344,960.45	59,667,592.39	61,020,207.30	62,403,484.86
	(4) Budget Support Facility	-	-	-	29,006,407.10
	TOTAL	493,712,660.06	85,308,653.79	528,243,682.95	118,160,179.27
C	INTERNAL LOANS: INTEREST PAYMENT 2019				
	(1) 5BN - Security and Exchange Bond	178,722,978.43	-	147,953,187.29	-
	(2) 3.9BN - Salary Bailout - Fidelity Bank Plc	77,890,745.36	77,353,501.66	76,804,760.47	76,244,275.75
	(3) 10BN - Infrastructural Dev. Loan - Access Bank Plc	211,572,826.32	210,250,194.38	208,897,579.47	207,514,301.91
	(4) Budget Support Facility	-	-	-	653,936,900.88
	TOTAL	468,186,550.11	287,603,696.04	433,655,527.23	937,695,478.54
	G/Total - External & Internal Loans Interests 2019				2,127,141,251.92
					2,269,787,254.33

**REFERENCE (SUPPLEMENTARY)
NOTES TO THE FINANCIAL
STATEMENTS**



D INTERNAL LOANS: PRINCIPAL REPAYMENT 2018					
	N I	N II	N III	N IV	N TOTAL
(1) 5BN - Security and Exchange Bond	355,014,716.64	-	381,640,820.38	-	736,655,537.02
(2) 3.9BN - Salary Bailout - Fidelity Bank Plc	23,065,074.84	23,558,687.66	24,062,864.22	24,577,830.60	95,264,457.32
(3) 10BN - Infrastructural Dev. Loan - Access Bank Plc	53,341,189.00	54,550,389.50	55,787,001.74	57,051,646.86	220,730,227.10
(4) Budget Support Facility	-	-	-	-	-
TOTAL	431,420,980.48	78,109,077.16	461,490,686.34	81,629,477.46	1,052,650,221.44
E INTERNAL LOANS: INTEREST PAYMENT 2018					
(1) 5BN - Security and Exchange Bond	233,972,143.71	-	207,346,039.96	-	441,318,183.67
(2) 3.9BN - Salary Bailout - Fidelity Bank Plc	79,929,488.23	79,435,875.41	78,931,698.86	78,416,732.48	316,713,794.98
(3) 10BN - Infrastructural Dev. Loan - Access Bank Plc	216,576,597.76	215,367,397.18	214,130,785.03	212,866,139.89	858,940,919.86
(4) Budget Support Facility	-	-	-	-	-
TOTAL	530,478,229.70	294,803,272.59	500,408,523.85	291,282,872.37	1,616,972,898.51
G/Total - External & Internal Loans Interests 2018					1,768,564,942.77
F EXTERNAL LOANS: OUTSTANDING					
EXCHANGE RATE USED	YEAR 2019		YEAR 2018		
	N305.:1USD		N305.:1USD		
	USD	NAIRA	USD	NAIRA	
1. Nasarawa State - Plateau State Water Project (CHF)	241,624.34	73,695,423.70	248,041.46	75,652,645.30	
2. Nasarawa State - Plateau State Water Project (USD)	977,826.11	298,236,963.55	1,022,272.75	311,793,188.75	
3. Nasarawa State - Plateau State Water Project - (EUR) -ADF	233,895.84	71,338,231.20	249,142.83	75,988,563.15	
4. Nasarawa State Health System Development Project I - (IDA)	1,252,023.36	381,867,124.80	1,299,573.99	396,370,066.95	
5. Nasarawa State Community Based Urban Dev. Project - (IDA)	13,833,725.96	4,219,286,417.80	14,251,241.78	4,346,628,742.90	
6. Nasarawa State HIV/AIDS Programme - (IDA)	4,236,064.93	1,291,999,803.65	4,395,828.35	1,340,727,646.75	
7. Nasarawa State Community & Social Development Project - (IDA)	4,359,276.83	1,329,579,433.15	4,474,898.83	1,364,844,143.15	
8. Nasarawa State Third Fadama Projects - (IDA)	5,856,028.85	1,786,088,799.25	6,023,934.21	1,837,299,934.05	
9. Nasarawa State Health System Development Project II - (IDA)	3,211,970.62	979,651,039.10	3,294,910.85	1,004,947,809.25	
10. Nasarawa State Health Investment Project - (IDA)	23,786,208.60	7,254,793,623.00	23,923,820.46	7,296,765,240.30	
	-	-	-	-	
Total	57,988,645.44	17,686,536,859.20	59,183,665.51	18,051,017,980.55	



ENGINEER SULE HAILS BURATAI FOR UPGRADING
SPECIAL FORCES CORPS TO A COMMAND



INSPECTION OF KARU BUS TERMINAL

STATE EVENTS



2019
Accountant
General's
Annual

Reports
with Financial Statements



GOVERNOR A.A SULE HAS REVIVED AN OLD BUILDING PROJECT IN GOVERNMENT HOUSE LAFIA

STATE EVENTS



GOV. SULE INTERACTION WITH PEOPLE LIVING WITH DISABILITIES

STATE EVENTS



2019
Accountant
General's
Annual

Reports
with Financial Statements



NASARAWA, JAMB SIGN MOU FOR EQUIPPING 3 CBT CENTERS



FLAG-OFF CEREMONY OF THE CONSTRUCTION OF
MARARABA UDEGE-UDEGE MBEKI ROAD