2020 Accountant General's Annual Reports

with Financial Statements

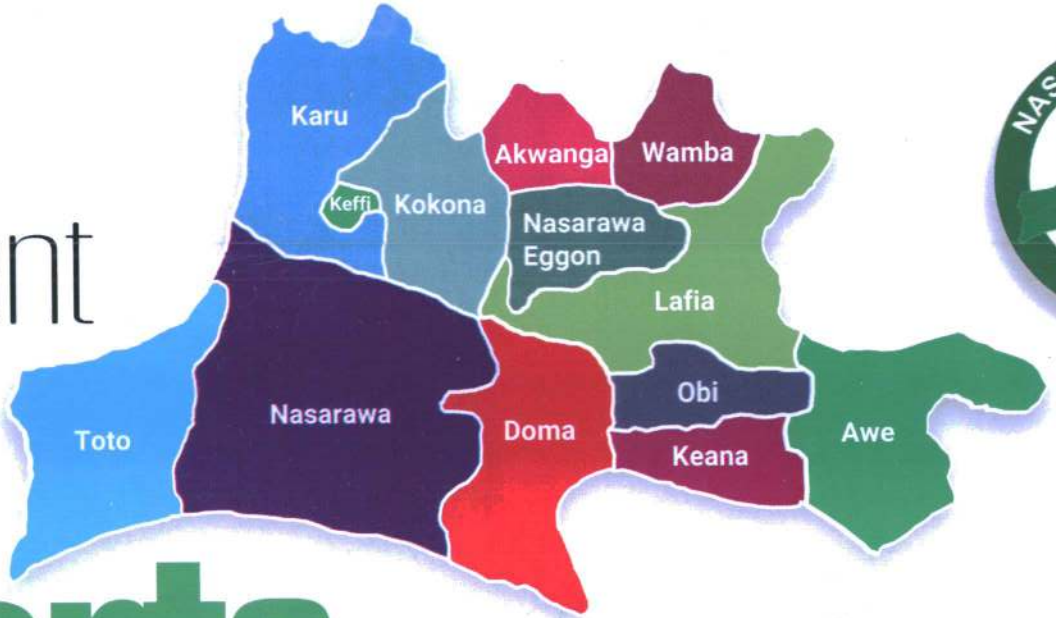

NASARAWA STATE NIGERIA

FOR THE YEAR ENDED 31ST DECEMBER, 2020

Ministry of Finance, Budget and Planning, Lafia

List of Abbreviations/Acronyms

CBN	Central Bank of Nigeria
COA	Chart of Account
FAAC	Federation Accounts Allocation Committee
FGN	Federal Government of Nigeria
FRC	Financial Reporting Council
GAAP	Generally Accepted Accounting Principles
GPFS	General Purpose Financial Statement
IPSAS	International Public Sector Accounting Standards
LFN	Law of the Federal Republic of Nigeria
MDA	Ministries, Departments and Agencies
NCOA	National Chart of Accounts
GBE	Government Business Enterprises
FRCoN	Financial Reporting Council of Nigeria
OAG	Office of the Accountant General
PPE	Properties, Plants and Equipment
INTOSAI	International Organization of Supreme Audit Institutions

CONTENTS

ABBREVIATIONS/ACRONYMS	i
TABLE OF CONTENTS	ii
PREFACE TO THE NASARAWA STATE FINANCIAL STATEMENTS	iii - iv
STATEMENT OF RESPONSIBILITY	v - vi
GENERAL INFORMATION	vii - viii
STATEMENT OF ACCOUNTING POLICIES	viii – xvi
DISCLOSURE NOTE IN THE FINANCIAL STATEMENT	xvii
THE FINANCIAL YEAR 2020 BUDGET	xviii
AUDITOR GENERAL CERTIFICATION AND SPECIAL OPINION	xix - xx

Section A

CASHFLOW STATEMENT	1 - 2
STATEMENT OF ASSETS AND LIABILITIES	3
STATEMENT OF CONSOLIDATED REVENUE FUND	4
STATEMENT OF CAPITAL DEVELOPMENT FUND	5
NOTES TO THE FINANCIAL STATEMENTS	6 - 35

Section B

REFERENCE (SUPPLEMENTARY)	
NOTES TO THE FINANCIAL STATEMENT	36 – 50

His Excellency

ENGR. ABDULLAHI A. SULE

Executive Governor

Nasarawa State



His Excellency

DR. EMMANUEL A. AKABE

DeputyGovernor

Nasarawa State



HARUNA ADAMU OGBOLE, FCNA

Honourable Commissioner,

Ministry of Finance, Budget and Planning

Nasarawa State



EMMANUEL M. ALIDZI, FICEN

Permanent Secretary

Ministry of Finance, Budget and Planning

Nasarawa State



ZAKKA L. YAKUBU, FCNA, PhD

Accountant-General

Nasarawa State

TREASURY TEAM



ZAKKA L. YAKUBU, FCNA, PhD
Accountant-General
Nasarawa State

ADAMU E. KAIKA, CNA
Director, Treasury

SULEIMAN O. OGUDU
Director, Main/Final Accounts

ADAMU A. HASKE
Director, Inspectorate

FESTUS LOLO UMBUGALA, FAI, CNA
Director, Debt Mgt.

IBRAHIM A. OLOSE
Director, Finance & Accounts (AG)

SHUAIBU A. ALIYU, FCNA
Director, Finance & Accounts (PS)

DANJUMA BANA
Director, Revenue & Investment

MOHAMMED ABDUL
Director, Administration & Supplies

ATAKA A. PETERS
Ag. Director, Budgets

ISA A. OSAMA
Director, Planning, Research & Statistics

STAFF OF FINAL/ MAIN ACCOUNTS

SULEIMAN O. OGUDU
Director, Final/Main Accounts

JATAU EMMANUEL, BSc., PGD, NSA
Chief Programme Analyst

JAMES O. O. ABISABA, ACCA
Chief Accountant

YAKUBU ALHAJI HASSAN, CNA
Chief Accountant

SOLOMON Y. OJITO
Senior Accountant

HOME OF SOLID MINERALS

Heap of Baryte Mineral at Tunga in Awe LGA Nasarawa State



Varieties of Gem Stones in Nasarawa State



Varieties of Granite Rocks found in Nasarawa State

Chinese investors in operations at the Adudu Lead-Zinc Mining site



Under Ground Mining of Zinc at Adudu in Obi LGA Nasarawa State



Salt Ponds in Keana LGA

PREFACE

The Annual Report of the Nasarawa State Accountant-General for fiscal year 2020 contains a report of financial operations as well as the Consolidated Financial Statements of Nasarawa State Government for the year ended 31st December, 2020. The Annual report and the General Purpose Financial Statements and the attached notes to the Accounts are in line with the recommendation of the Technical Sub-Committee of the Federation Account Allocation Committee (FAAC).

Due to non-conclusion in valuing the assets register during the year, the implementation of the accrual basis of accounting to ensure that all assets and liabilities of Government are brought into the books of accounts during the fiscal year 2020 is further deferred until the assets register is updated.

The Annual Report of the Nasarawa State Accountant-General for fiscal year 2020 is produced to meet the needs of users which include the citizens, elected representatives, taxpayers, investors, creditors research institutions, banks, suppliers, the media and international organizations in assessing the financial activities of the State.

It may interest you to note that the State Commissioner of Finance under the Finance (Control Management) Act of 1958 as amended is responsible to supervise the expenditure and finances of the State Government, ensuring that a full account is made to the Legislature and its Financial control is maintained and for such purpose shall, subject to the provisions of the Constitution of the federal Republic of Nigeria 1999 and of the Finance (control and management) Act 1958 as amended, have the authority in the management of the consolidated Revenue fund and the supervision, control and regulation of all matters relating to the financial affairs of the State Government which are not by law assigned to any other Commissioner.

In that regard, the Commissioner of Finance may make regulation, give instructions and issue such directives for the betterment of carrying out the intent and purposes of the House of Assembly, and for the safety, economy and advantage of the public revenue and property.

Haruna Adamu Ogbole, FCNA
Honourable Commissioner,
Ministry of Finance, Budget and Planning
Nasarawa State

STATEMENT OF RESPONSIBILITY

These Financial Statements have been prepared in accordance with the provisions of the Finance (Control and Management) Act of 1958 now CAP 144LFN, 1990, the financial regulations (2000). The Financial Statements comply with Generally Accepted Accounting Practice (GAAP) and the provisions of International Public Sector Accounting (IPSAS) issued by the International Public Sector Accounting Board (IPSASB). In addition, the Statements are in agreement with the Pronouncement of the Federation Account Allocation Committee (FAAC) on the Standardized General Purpose Financial Statements Format for Cash Basis of Accounting.

The Accountant-General is responsible for the compilation and management of the accounts of the State Government and for the custody and safety of public moneys and other resources of the State Government.

In addition to fulfilling the accounting and financial reporting responsibilities, the Accountant-General is responsible for establishing and maintaining adequate system of internal controls designed to provide reasonable assurance that the transactions recorded are within Statutory provision and the Financial resources are applied and used for the purpose intended.

In preparing these General Purpose Financial Statements, the most appropriate accounting policies have been consistently applied and supported by reasonable and prudent judgements and estimates and adequate disclosure of all Public Financial Resources.

Responsibility for the integrity and objectivity of the Financial Statements rest entirely with the Government, therefore, these General Purpose Financial Statements reflect the financial position of Nasarawa State Government as at 31st December, 2020 and its operations for the year ended at that date.

The Accountant-General hereby accept the responsibility for the integrity of these financial statements, the information they contain and their compliance with the Finance (Control and Management) Act 1958 as amended.

The efforts of all officers of the Treasury Headquarters, the Accounting officers of Ministries, Extra Ministerial Departments and Agencies are worthy of mention and recognition in the preparation of this report.

Zakka L. Yakubu, FCNA, PhD
Accountant-General
Ministry of Finance, Budget and Planning
Nasarawa State.

INTRODUCTION

In line with the adoption of the International Public Sector Accounting Standards (IPSAS) in Nigeria, a Standardized Chart of Account (COA) alongside a set of General Purpose Financial Statements (GPFS) have been designed and introduced by FAAC for adoption by all the tiers of Government in Nigeria.

The Standardized COA and the GPFS is hereby adopted Nasarawa State Government to comply with FAAC directive to harmonize public sector accounts reporting in Nigeria.

In order to ensure an effective and efficient utilization of the COA and GPFS, the Accounting Policies have been developed as a set of guidelines to direct the Processes and Procedures relating to financial reporting in Nasarawa State.

These policies shall form part of the universally agree framework for financial reporting in Nasarawa State.

IPSAS Cash Basis of Accounting

The IPSAS Cash Basis of Accounting recognizes transactions and events only when cash (including cash equivalent) is received or paid by the MDAs. GPFS prepared under the IPSAS Cash Basis provide readers with information about the sources of Cash raised during the period, the purposes for which Cash was used and the Cash balances at the reporting date. The measurement focus in the GPFS balances are Cash and changes during the period. Therefore, Bank Reconciliation Statement shall form integral part of periodic Reports in Nasarawa State.

Notes to the GPFS provide additional information about liabilities, including payables and borrowings and non-cash assets that include receivables, investments and property, plant and equipment.

STATEMENT OF ACCOUNTING POLICES

These are the specific principles, basis, conventions, rules and practices adopted by the Nasarawa State Government of the Federal Republic of Nigeria in preparing and presenting the General Purpose Financial Statements. The general purpose Financial Statements have been prepared in accordance with the following accounting policies, which have been applied consistently in all material aspects, unless otherwise indicated. However, where appropriate and meaningful, additional information has been disclosed to enhance the usefulness of the Financial Statements and to comply with the requirements of the GPFS Formats issued by FAAC.

This Accounting Policy addresses the following fundamental accounting issues:

i. Definition of Accounting Terminologies
ii. Recognition of Accounting Items
iii. Measurement of Account Items
iv. Treatment of Accounting Items.

The Accounting Policy is subject to periodic reviews and updates as shall be deemed necessary by the Accountant-General of Nasarawa State.

1. Accounting Terminologies/Definitions

i. **Accounting Policies:** These are the specific principles, basis, conventions, rules and practice adopted by the Nasarawa State Government in preparing and presenting Financial Statements.

ii. **Cash:** Cash comprises cash in hand, demand deposits in financial Institutions and cash equivalents.

iii. **Cash Equivalents:** These are short-term, bank overdraft and other short term highly liquid investments with original maturity of three years or less, which are readily convertible to known amounts of cash and subject to an insignificant risks of changes in value. Bank overdrafts are shown separately on the face of the statement of Assets and liabilities.

iv. **Cash basis:** Means a basis of accounting that recognizes transactions and other events only when cash is received or paid

v. **Cash flows:** These are inflows and outflows of cash. It exclude movements between items that constitute cash as these components are part of the cash management of the government rather than increases or decreases in the cash position controlled by government.

vi. **Cash receipts:** These are cash inflows

vii. **Cash payments:** These are cash outflows.

viii. **Cash controlled by Nasarawa State Government:** Cash is deemed to be controlled by the Nasarawa State Government when the government can freely use the available cash for the achievement of its objectives or enjoy benefit from the cash and also exclude or regulate the access of others to that benefit. Cash collected by, or appropriated or granted to the government which the government can freely use to fund its operating objectives such as acquiring of capital assets or repaying its debt.

ix. **Government Business Enterprises:** These are departments or agencies that has all the following characteristics:

- An entity with the power to contract in its own name;
- Has been assigned the financial and operational authority to carry on a business;
- Sells goods and services in the normal course of its business

to other MDAs and the general public at a profit or full cost recovery;

- Is not reliant on continuing government funding or subvention to remain a going concern (other than purchases of outputs at arm's length); and
- Is controlled by a public sector management or the government.

x. Notes to the GPFS shall include narrative descriptions or more detailed schedules or analyses of amounts shown on the face of the GPFS, as well as additional information.

2. General Purpose Financial Statements (GPFS)

The General Purpose Financial Statements (GPFS) comprise of Statement of cash receipts and payments and other Statements that disclose additional information about the Cash Receipts, Payments and Balances controlled by Nasarawa State Government, and Accounting Policies and Notes to the Financial Statements. In Nasarawa State, the components of the GPFS covered by the Accounting Policies comprises of the followings:

i. **Statement 1- Cash Flow Statement:** The Cash Flow Statement is presented as Statement No. 1 of this report and is prepared in accordance with the format provided by FAAC IPSAS Committee on the implementation of IPSAS Cash basis of Accounting in Nigeria. The Statement recognizes all cash receipts, cash payments and cash balances controlled by Nasarawa State Government and separately identifies payments made by third parties on behalf of the State Government during the year in three (3) sections vis-a-viz:

a. Operating Activities – include cash received from all income sources of Government and record the cash payments made for the supply of goods and services.
b. Investing Activities – covers those activities relating to the acquisition and payment of Non-Current Assets.
c. Financing Activities – comprises the activities that causes changes in equity such as grants and loans.

ii. **Statement 2 Statement of Assets and liabilities:** This represents the Statement of Financial Position of the State (also known as Balance Sheet). Assets consist of the Liquid Cash, Staff Debtors and Investments while Liabilities consist of balances of the Statutory Funds such as Consolidated Revenue Fund, Capital Development Fund and outstanding debts (Internal and External) of the State Government.

The Liquid cash consists of the cash balance of the Consolidated Revenue Fund Account, cash balances in the books of Ministries, Departments and Agencies while Liabilities consists of the balances of Capital Development Funds and loans.

iii. **Statement 3 Statement of Consolidated Revenue Fund:** This represent the Statement of Recurrent Financial Performance (also known as Profit and Loss Account). It disclosed the aggregate balance of the revenue and expenditure for the year after all the recurrent revenue and expenditure have been fully recognized.

iv. **Statement 4 Statement of Capital development Fund:** This represent the Statement of Capital Financial Performance (also known as Capital Expenditure).

v. **Notes to the Accounts:** These covered additional disclosures to explain the GPFS and Accounting Policies as well as Explanatory Notes.

3. Basis of preparation and other Legal Provisions

The General purpose Financial Statements have been prepared under the historical cost convention and in accordance with International Public Sector Accounting Standards (IPSAS) in line with the requirements of the GPFS Format of Cash Basis of accounting issued by the Financial Reporting Council of Nigeria and other applicable standards as defined by the Fiscal Responsibility Law (FRL). In addition, the GPFS are in compliance with the provisions of the Finance (Control and management) Act 1958 now CAP 144LFN, the Financial Regulations (2000) and other known legal requirements of Nasarawa State Government.

4. Fundamental Accounting Concepts

The following fundamental accounting concepts are taken as the basis of preparation of this account and reporting in Nasarawa State.

- Cash Basis of Accounting;
- Under-stability;
- Materiality;
- Relevance;
- Going Concern Concept;
- Consistency Concept;
- Prudence; and
- Completeness.

5. **Accounting period:** The accounting year (fiscal year) is from 1st January to 31st December. Each accounting year is divided into 12 calendar months (periods) and shall be set up as such in the accounting system.

6. **Reporting currency:** The GPFS are prepared and presented in Nigerian Naira (N), which is the legal tender of the Federal Republic of Nigeria and also the Functional Currency of the Nasarawa State Government.

7. **MDA for Consolidation:** The Consolidation of the GPFS are based on the Cash transactions of all Ministries, Department and Agencies (MDAs) of Nasarawa State Government except Government Business Enterprises GBEs).

8. **Comparative Information:** The GPFS disclose all numerical information relating to previous period (at least one year). Where necessary, figures included in the prior period financial statements have been reclassified to ensure that the format in which the information is presented is consistent with the format of the current year's GPFS.

9. **Budget Figures:** These are figures from the approved initial annual budget and supplementary budget as approved in accordance with the Appropriation Law of Nasarawa State. The

GPFS are classified in the same format as contained in the State Budget and in accordance with the approved National Chart of Accounts.

Receipts: These are Cash inflows within the financial year. They comprise of receipts from Statutory Allocations (FAAC) monthly disbursement), Taxes, External Assistance (from Bilateral and Multilateral Agencies). Other receipts includes Aid and Grants, borrowings, Capital receipts (Sales of Government Assets etc.), Receipts from trading activities and other Cash Receipts.

These items are disclosed at the face of the Statement of Cash Receipts and Payment for the year in accordance with the standardized GPFS format with accompanying Notes Provided. Many services and benefits are provided by the State Government to the public but these do not necessarily give rise to revenue receipts to the State Government. Equally, Payment of Tax and other dues do not necessarily result in an entitlement to the tax payer to receive equivalent of service or benefits because there is no explicit relationship between payments of tax and other dues, and receipt of goods and services from the State Government.

10. **External Assistance**: These are funds received as loan from external sources to be paid back at an agreed period of time, and are categorized either as Bilateral or Multilateral. The External Loans receipts are disclosed separately under Statement of Cash receipts and Payment for the year.

11. **Other Borrowing/Grants & Aids Received**: These are categorized as either Short or Long term Loans. Short-Term loans are those repayable within one calendar year (12 months), while Long-Term Loans and Debts shall fall due beyond one calendar year (above 12 months). Loans are disclosed separately and Grants shall also be separately disclosed under Statement of Cash Receipts and Payments for the year.

12. **Interest Received:** Interest actually received during the financial year are recognised as a receipt under item 'Other Receipts'.

13. **Government Business Activities:** Cash Receipts from Trading Activities are received net (after deducting direct expenses) unless otherwise provided for by law or policy in force. Total Receipts from all trading activities are disclosed in the Statement of Cash Receipts and Payments under 'Trading Activities' item.

    Where gross revenue is received, corresponding payments are charged under a corresponding payment item head 'Government Business Activities' in the Statement of Receipts and Payments.

14. **Payments:** These are Recurrent and Capital Cash outflows made during the financial year and are categorized by Function and/or by sector in the statement of Cash Receipts and Payment.

    Payment for purchase of items of capital nature (e.g PPE) are expensed in the year in which the item has been purchased and are disclosed under capital payments. Investments in PPE are also treated in the same way as Capital Purchase. At the end of the financial year, a schedule of assets shall be provided as part of the Notes to GPFS.

STATEMENT OF ACCOUNTING POLICES

15. **Loan Granted:** Payments to other Government and Agencies in form of loans during the year are shown separately in the statement of Receipts and payments. Amount disclosed are actual amount paid during the year.

16. **Loan Repayments:** Cash receipts from loans granted to other agencies and Government are classified under loan repayments in the Statement of Receipts and Payments. Amount disclosed are actual amount received during the year.

17. **Interest on Loans:** Actual Interest on loans and other bank commissions charged on Bank Accounts during the year are treated as payments and disclosed under interest payment in the Statement of Cash Receipts and Payments.

18. **Foreign Currency Transactions:** Foreign currencies transactions throughout the year are converted into Nigerian Naira at the exchange rate (Central Bank of Nigeria - CBN) ruling at the dates of the transactions. Foreign currency balances as at the year end, are translated at the exchange rates prevailing on that date. The Central Bank of Nigeria official Exchange rate of Naira to the Dollar of N380 was used during the year.

    At the end of the financial year, additional amounts (in cash or at bank) arising out of Foreign Exchange Gains/Losses are recognized in the Statement of Cash Receipts and Payments either as Receipts/Payments respectively.

19. **Prepayments:** Prepaid expenses are amounts paid in advance of receipt of goods or services and are charged directly to the respective expenditure item.

20. **Investments:** Cash payments made for investment purposes such as purchase of government stock, Treasury Bills and Certificates of Deposit are Capital Costs and are disclosed as purchase of Financial Instruments. They are separately disclosed in GPFS (Statement of Receipts and Payments) under capital payments.

21. **Leases:** Cash payment for Finance Leases, which effectively transfer to the State Government substantially all the risks and benefits incidental to ownership of the leased item, are treated as capital payment and disclosed in the Statement of Cash Receipts and Payments.

    Operating lease cash payments, where the lessors effectively retain substantially all the risk and benefits of ownership of the leased items, are treated as operating expenses.

22. **Cash Balances:** This includes cash in hand, at bank and cash equivalents at the end of the Financial Year.

23. **Advances:** The Government policy specifically states that all Cash Advances are to be retired before the end of the financial year. However should circumstances occur (including an Emergency) where either an advance already given could not be accounted for, such an advance (or balance outstanding) shall be treated as cash equivalent in the cash flow statement since there shall be no proof that such funds have been utilized.

24. THE FINANCIAL YEAR 2020 BUDGET

Year 2020 Fiscal Appropriation Act was passed into Law by the House of Assembly with an appropriated amount of N108, 444,805,614.00.

During the financial year, there was an amendment to the appropriation Act due to the sudden upsurge of a novel pandemic of Coronavirus which was tagged Covid-19. This resulted in the down ward review of the initial appropriation act to an amended appropriation act of N62,968,348,138.00 with a breakdown of N36,502,715.764.00 representing Recurrent expenditure and N26,465,632,374.17 representing the Capital expenditure for the Fiscal year. A supplementary budget appropriation for N20,203,376,300 was passed by the House of Assembly on 1st November, 2020 with the breakdown of N14,816,656,602 as Recurrent expenditure and N5,386,719,698.00 as Capital expenditure.

25. Disclosure Note In State Financial Statements For 2020:

Nasarawa State is participating in the World Bank assisted States Fiscal Transparency, Accountability and Sustainability Program for Results (SFTAS Program). For participation in the Program, the State must fully meet the Eligibility Criteria and amount earned is determined by performance against a set of Disbursement Linked Results which terms are defined in Subsidiary Grant Agreement dated December 14, 2020. The achievement of performance by the State is verified by an independent Verification Agent. The Program Expenditure Framework for SFTAS Program comprises expenditures incurred in the following budget lines:

MDAs	2020			2019			2018		
	Personnel	Overheads	Total	Personnel	Overheads	Total	Personnel	Overheads	Total
	₦	₦	₦	₦	₦	₦	₦	₦	₦
Accountant-General's office	52,330,408.29	31,131,569.56	83,461,977.85	0.00	0.00	0.00	0.00	0.00	0.00
Board of Internal Revenue	18,828,254.96	8,157,766.50	26,986,021.46	0.00	0.00	0.00	0.00	0.00	0.00
Total	82,100,247.53	78,145,822.40	160,246,069.93	0.00	0.00	0.00	0.00	0.00	0.00

THE FINANCIAL YEAR 2020 BUDGET

The State was found eligible to participate in the Program for 2018 and 2019 for verification and disbursements occurred during the year. Verification and disbursement for 2020 is to occur in 2021. The disbursements below were received as grants from the Federal Government in the State's [Consolidated Revenue Fund] and are reflected in the activity and balances under Note 16 (note for cash and bank balances).

	2020	2019
	₦	₦
Amount earned for 2018 performance	0.00	0.00
Amount earned for 2019 performance	4,408,000, 000.00	0.00
Total	4,408,000,000.00	0.00

Zakka L. Yakubu, FCNA, PhD
Accountant-General
Ministry of Finance, Budget and Planning
Nasarawa State.

AUDITOR GENERAL'S

CERTIFICATE

The Financial Statements and Accounts of the Government of Nasarawa State of Nigeria for the year ended December 31, 2020 have been audited in accordance with section 125 subsection 2 and 5 of the Constitution of the Federal Republic of Nigeria 1999 (as amended) and Section 108 of the Financial Regulations of Federal Republic of Nigeria 2009.

The audit was conducted in accordance with International Standards on Auditing and INTOSAI Auditing Standards.
In the course of the audit, I evaluated the overall adequacy of the information presented in the General Purpose Financial Statements which were prepared in accordance with International Public Sector Accounting Standards (IPSAS) as described in Note 1 to 24. I have obtained information and explanation that to the best of my knowledge was relevant and necessary for the purpose of the audit. This audit has provided me with reasonable evidences and assurances which formed the basis of my opinion.

In my opinion, the Financial Statements which are in agreement with the books of accounts and records show a true and fair view of the Financial Position of the Government of Nasarawa State for the year ended December 31, 2020 and the Transactions for the fiscal year ended on that date.

Special Opinion

The State is eligible to receive grant financing from the Federal Government subject to performance against predefined criteria in the World Bank assisted State Fiscal Transparency, Accountability and Sustainability Program for Results (SFTAS Program). The expenditure framework (and receipts) are detailed in Note 25 in the attached General Purpose Financial Statements of Nasarawa State Government.
In my opinion, Note 25 presents fairly, in all material respects, the expenditures incurred (and funds received) against the SFTAS Program by the State for the year ended December 31, 2020 as required in accordance with IPSAS as described in Note 1 to 25.

Lamus A. Rayyanu. *FCNA, FMNES*
Auditor General
Nasarawa State.

STATEMENT NO. 1
CASHFLOW STATEMENT
FOR THE YEAR ENDED 31ST DECEMBER, 2020

FINAL BUDGET YEAR 2020 ₦	DETAILS	NOTES	ACTUAL 2020 ₦	ACTUAL 2019 ₦
	CASH FLOW FROM OPERATING ACTIVITIES:			
	RECEIPTS:			
24,363,147,912	STATUTORY ALLOCATION - FAAC	1	31,258,724,802	37,972,811,519
11,187,899,180	VALUE-ADDED TAX (VAT) ALLOCATION	2a	12,533,143,967	10,371,432,684
	OTHER STATUTORY ALLOCATION:-			
	REFUND FROM NNPC	1c		56,533,451
	SHARE OF FOREX EQUALIZATION	1d	395,740,823	623,348,357
	PARIS CLUB REFUNDS	1e		4,002,623,765
814,930,074	EXCHANGE GAIN	1f	956,815,843	57,619,664
1,100,000,000	SPECIAL ALLOCATION	1g		368,616,011
	REFUND OF EXCESS CHARGES	1h	349,574,138	90,267,009
	DISTRIBUTION FROM STABILIZATION ACCOUNT	1i	129,961,955	
	DISTRIBUTION FROM SOLID MINERALS REVENUE	1j	79,937,178	
	SHARE OF EXCESS OIL REVENUE	1k	675,574,735	
	DISTRIBUTION NON-OIL REVENUE	1l	398,320,397	
	FGN INTERVENTION	1m	814,081,689	
			-	
37,465,977,166	**TOTAL REVENUE FROM STATUTORY ALLOCATION - FAAC**		**47,591,875,529**	**53,543,252,459**
	INTERNALLY GENERATED REVENUE (IGR):-			
7,040,413,358	DIRECT TAXES	3A	5,261,225,790	5,119,342,427
124,094,000	LICENCES	3B(i)	178,301,363	166,061,174
1,169,000,000	FEES	3B(ii)	4,751,237,273	5,366,315,492
23,980,000	FINES	3B(iii)	7,847,750	5,239,576
433,719,041	SALES	3B(iv)	547,008,992	231,183,956
296,598,000	EARNINGS	3B(v)	510,108,199	363,270,544
21,168,000	RENT ON GOVERNMENT BUILDINGS	3B(vi)	27,248,905	23,506,542
126,000,000	RENT ON GOVERNMENT LANDS AND OTHERS	3B(vii)	591,494,321	292,244,711
779,516,000	REPAYMENTS	3B(viii)	4,204,656,680	3,017,656,180
10,014,488,399	**TOTAL INTERNALLY GENERATED REVENUE (IGR)**		**16,079,129,273**	**14,584,820,601**
47,480,465,565	**TOTAL REVENUE**		**63,671,004,802**	**68,128,073,060**
	PAYMENTS:			
27,480,703,451	PERSONNEL COSTS	4	25,303,505,662	22,601,387,287
21,307,129,963	OVERHEAD COSTS	5	15,255,270,409	20,006,775,314
	GRANTS & SUBVENTIONS TO BOARDS AND PARASTATALS	6	159,248,983	35,248,983
840,151,150	CONSOLIDATED REVENUE FUND CHARGES (SERVICE WIDE VOTE)	7	3,128,160,181	4,017,616,208
1,895,011,060	CONTRIBUTION TO PENSION AND GRATUITY	8	4,543,033,912	3,191,807,205
	TRANSFER TO SINKING FUND INVESTMENT	9	1,402,185,780	1,371,949,401
51,522,995,624	**TOTAL PAYMENTS**		**49,791,404,927**	**51,224,784,398**
(4,042,530,059)	**NET CASHFLOW FROM OPERATING ACTIVITIES**		**13,879,599,875**	**16,903,288,662**

STATEMENT NO. 1
CASHFLOW STATEMENT
FOR THE YEAR ENDED 31ST DECEMBER, 2020

FINAL BUDGET YEAR 2020 ₦	DETAILS	NOTES	ACTUAL 2019 ₦	ACTUAL 2019 ₦
	CASH FLOW FROM INVESTMENT ACTIVITIES:			
5,227,650,000	CAPITAL EXPENDITURE - ADMINISTRATIVE SECTOR	10	4,371,367,530	1,605,085,816
16,667,211,934	CAPITAL EXPENDITURE - ECONOMIC SECTOR	10	10,214,613,806	12,625,750,356
701,676,500	CAPITAL EXPENDITURE - LAW AND JUSTICE SECTOR	10	586,832,991	126,962,605
17,633,090,186	CAPITAL EXPENDITURE - SOCIAL SECTOR	10	18,662,516,769	1,714,726,632
-	CAPITAL EXPENDITURE - JUDGEMENT DEBTS	10	-	106,912,727
40,229,628,620	**NET TOTAL FROM INVESTMENT ACTIVITIES**		**33,835,331,096**	**16,179,438,137**
(44,272,158,679)	**OPERATING SURPLUS (2)**		**(19,955,731,222)**	**723,850,526**
	CASH FLOW FROM FINANCING ACTIVITIES:			
9,702,974,342	PROCEEDS FROM AIDS & GRANTS	11	19,175,567,510	3,822,896,358
1,550,000,000	PROCEEDS FROM EXTERNAL LOANS			
2,000,000,000	PROCEEDS FROM INTERNAL LOANS	12		5,000,000,000
(170,335,227)	REPAYMENT OF EXTERNAL LOANS	13	(317,814,308)	(271,331,375)
(4,986,014,352)	REPAYMENT OF INTERNAL LOANS	14	(1,819,586,354)	(1,225,425,176)
8,096,624,763	**NET TOTAL FROM FINANCING ACTIVITIES**		**17,038,166,848**	**7,326,139,806**
(36,175,533,916)	**OPERATING SURPLUS (3)**		**(2,917,564,374)**	**8,049,990,332**
	MOVEMENT IN OTHER CASH EQUIVALENTS:			
	PROJECTS & PROGRAMMES INTERVENTION FUNDS		2,296,483,373	(7,122,179,192)
-	**NET MOVEMENT ON OTHER CASH EQUIVALENTS**		**2,296,483,373**	**(7,122,179,192)**
(36,175,533,916)	**NET SURPLUS/(DEFICIT) FOR THE YEAR**		**(621,081,001)**	**927,811,140**
	OPENING CASH BALANCE (CASH & ITS EQUIVALENT AS AT 1ST JAN, 2019)		5,983,800,156	5,055,989,017
(36,175,533,916)	**CLOSING CASH BALANCE (CASH & ITS EDUIVALENT AS AT 31ST DECEMBER, 2020)**		**5,362,719,155**	**5,983,800,157**
	TREASURIES AND BANK BALANCES	16	**5,362,719,155**	**5,983,800,156**

STATEMENT NO. 2
STATEMENT OF ASSETS AND LIABILITIES
AS AT 31 DECEMBER, 2020

	DETAILS	NOTES	ACTUAL 2020	ACTUAL 2019
			₦	₦
A	**LIQUID ASSETS:**			
	TREASURIES AND BANK BALANCES	16	**5,362,719,155**	**5,983,800,156**
B	**INVESTMENTS AND OTHERS ASSETS:**			
	INVESTMENTS	17	840,634,260	840,634,260
	SINKING FUND INVESTMENT 1		1,219,616,530	
	SINKING FUND INVESTMENT 2		1,371,949,401	1,371,949,401
	GTL TRUSTEES & STANBIC IBTC TRUSTEES LTD		182,569,250	744,295,080
	LIABILITY OVER ASSETS		45,795,698,570	53,113,991,087
	SUB TOTAL		**49,410,468,011**	**56,070,869,828**
	TOTAL ASSETS (A + B)		**54,773,187,167**	**62,054,669,984**
	SINKING FUND INVESTMENT - 2			
C	**PUBLIC FUNDS:**			
	CONSOLIDATED REVENUE FUND		38,109,382	214,572,735
	CAPITAL DEVELOPMENT FUND		(11,951,293,830)	208,469,757
	PROJECTS/PROG. INTERVENTION FUNDS	15	9,418,662,565	7,122,179,192
	SUB TOTAL - PUBLIC FUNDS		**(2,494,521,882)**	**7,545,221,684**
D	**LIABILITIES:**			
	INTERNAL LOANS	18	35,003,325,087	36,822,911,441
	EXTERNAL LOANS	19	22,264,383,962	17,686,536,859
	SUB TOTAL - LIABILITIES		**57,267,709,048**	**54,509,448,300**
	PUBLIC FUND + LIABILITIES (C + D)		**54,773,187,167**	**62,054,669,984**

STATEMENT NO. 3

STATEMENT OF CONSOLIDATED REVENUE FUND

FOR THE YEAR ENDED 31ST DECEMBER, 2020

ACTUAL YEAR 2019	DETAILS	NOTES	ACTUAL YEAR 2020	FINAL BUDGET YEAR 2020	INITIAL/ORIG. BUDGET 2020	SUPPLEMENTARY BUDGET 2020	%TAGE ACHIEVED	VARIANCE AMOUNT
N			N	N	N	N		N
(569,780,184)	OPENING BALANCE		214,572,735					214,572,735
	ADD: REVENUE							
37,972,811,519	STATUTORY ALLOCATION - FAAC	1	31,258,724,802	24,363,147,912	24,363,147,912		128.30	6,895,576,890
10,371,432,684	VALUE-ADDED TAX (VAT) ALLOCATION	2a	12,533,143,967	11,187,899,180	11,187,899,180		112.02	1,345,244,787
56,533,451	REFUND FROM NNPC	1c		-				-
623,348,357	SHARE OF FOREX EQUALIZATION	1d	395,740,823	-				395,740,823
4,002,623,765	PARIS CLUB REFUNDS	1e		-				-
57,619,664	EXCHANGE GAIN	1f	956,815,843	814,930,074	814,930,074		117.41	141,885,769
368,616,011	SPECIAL ALLOCATION	1g		1,100,000,000	1,100,000,000		-	(1,100,000,000)
90,267,009	REFUND OF EXCESS CHARGES	1h	349,574,138					349,574,138
	DISTRIBUTION FROM STABILIZATION ACCOUNT	1i	129,961,955					129,961,955
	DISTRIBUTION FROM SOLID MINERALS REVENUE	1j	79,937,178					79,937,178
	SHARE OF EXCESS OIL REVENUE	1k	675,574,735					675,574,735
	DISTRIBUTION NON-OIL REVENUE	1l	398,320,397					398,320,397
	FGN INTERVENTION	1m	814,081,689					814,081,689
-			-	-	-	-	-	-
53,543,252,459	SUB-TOTAL STATUTORY ALLOCATION		47,591,875,529	37,465,977,166	37,465,977,166	-	127.03	10,125,898,363
	INDEPENDENT REVENUE (IGR)							
5,119,342,427	DIRECT TAXES	3A	5,261,225,790	7,040,413,358	7,040,413,358		74.73	(1,779,187,568)
166,061,174	LICENCES	3B(i)	178,301,363	124,094,000	124,094,000		143.68	54,207,363
5,366,315,492	FEES	3B(ii)	4,751,237,273	1,169,000,000	1,169,000,000		406.44	3,582,237,273
5,239,576	FINES	3B(iii)	7,847,750	23,980,000	23,980,000		32.73	(16,132,250)
231,183,956	SALES	3B(iv)	547,008,992	433,719,041	433,719,041		126.12	113,289,951
363,270,544	EARNINGS	3B(v)	510,108,199	296,598,000	296,598,000		171.99	213,510,199
23,506,542	RENT ON GOVERNMENT BUILDINGS	3B(vi)	27,248,905	21,168,000	21,168,000		128.73	6,080,905
292,244,711	RENT ON GOVERNMENT LANDS AND OTHERS	3B(vii)	591,494,321	126,000,000	126,000,000		469.44	465,494,321
3,017,656,180	REPAYMENTS	3B(viii)	4,204,656,680	779,516,000	779,516,000		539.39	3,425,140,680
14,584,820,601	SUB-TOTAL: INDEPENDENT INCOME (IGR)		16,079,129,273	10,014,488,399	10,014,488,399	-	160.56	6,064,640,874
67,558,292,876	TOTAL REVENUE (RECEIPTS)		63,885,577,537	47,480,465,565	47,480,465,565	-	134.55	16,405,111,972
	LESS: EXPENDITURE							
22,601,387,287	PERSONNEL COSTS	4	25,303,505,662	27,480,703,451	17,357,676,434	10,123,027,017	92.08	2,177,197,789
20,006,775,314	OVERHEAD COSTS	5	15,255,270,409	21,307,129,963	13,906,057,536	7,401,072,427	71.60	6,051,859,554
35,248,983	GRANTS & SUBVENTIONS TO BOARDS AND PARASTATALS	6	159,248,983	-				(159,248,983)
4,017,616,208	CONSOLIDATED REV. FUND CHARGES(SERVICE WIDE VOTE)	7	3,128,160,181	840,151,150	840,151,150		372.33	(2,288,009,031)
3,191,807,205	CONTRIBUTION TO PENSION AND GRATUITY	8	4,543,033,912	1,895,011,060	1,895,011,060		239.74	(2,648,022,852)
1,371,949,401	TRANSFER TO SINKING FUND INVESTMENT	9	1,402,185,780	-	-	-	-	(1,402,185,780)
51,224,784,398	TOTAL RECURRENT EXPENDITURE		49,791,404,927	51,522,995,624	33,998,896,180	17,524,099,444	96.64	1,731,590,697
16,333,508,478	OPERATING BALANCE		14,094,172,610	(4,042,530,059)	13,481,569,385	(17,524,099,444)	(348.65)	(18,136,702,669)
	APPROPRIATION/TRANSFERS:							
7,500,000,000	TRANSSFER TO CAPITAL DEVELOPMENT FUND		2,500,000,000	-				(2,500,000,000)
271,331,375	EXTERNAL LOANS REPAYMENT FUND	13	317,814,308	170,335,227	170,335,227		186.58	(147,479,081)
1,225,425,176	INTERNAL LOANS REPAYMENT FUND	14	1,819,586,354	4,986,014,352	2,493,457,193	2,492,557,159	36.49	3,166,427,998
7,122,179,192	PROJECTS & PROGRAMMES INTERVENTION FUNDS:	15	9,418,662,565	-	-		-	(9,418,662,565)
16,118,935,744	SUB-TOTAL TRANSFERS		14,056,063,227	5,156,349,579	2,663,792,420		272.60	(8,899,713,648)
214,572,735	CLOSING BALANCE		38,109,382	(9,198,879,638)	10,817,776,965		(0.41)	9,236,989,020

STATEMENT NO. 4

STATEMENT OF CAPITAL DEVELOPMENT FUND

FOR THE YEAR ENDED 31ST DECEMBER, 2020

ACTUAL YEAR 2019	DETAILS	NOTES	ACTUAL YEAR 2020	FINAL BUDGET YEAR 2020	INITIAL/ORIG. BUDGET 2020	SUPPLEMENTARY BUDGET 2020	%TAGE ACHIEVED	VARIANCE AMOUNT
₦			₦	₦	₦	₦		₦
65,011,537	**OPENING BALANCE**		**208,469,757**					**208,469,757**
	ADD: REVENUE							
7,500,000,000	TRANSFER FROM CONSOLIDATED REVENUE FUND		2,500,000,000	-				2,500,000,000
3,822,896,358	AIDS AND GRANTS	11	19,175,567,510	9,702,974,342	9,702,974,342		197.63	9,472,593,168
-	EXTERNAL LOANS			1,550,000,000	1,550,000,000			
5,000,000,000	INTERNAL LOANS	12	-	2,000,000,000	2,000,000,000	-	-	(2,000,000,000)
16,322,896,358	**SUB-TOTAL CAPITAL REVENUE**		**21,675,567,510**	**13,252,974,342**	**13,252,974,342**		**163.55**	**9,972,593,168**
16,387,907,894	**TOTAL CAPITAL REVENUE**		**21,884,037,267**	**13,252,974,342**	**13,252,974,342**		**165.13**	**10,181,062,925**
	LESS: CAPITAL EXPENDITURE							
1,605,085,816	CAPITAL EXPENDITURE - ADMINISTRATIVE SECTOR	10	4,371,367,530	5,227,650,000	3,614,700,000	1,612,950,000	83.62	856,282,470
12,625,750,356	CAPITAL EXPENDITURE - ECONOMIC SECTOR	10	10,214,613,806	16,667,211,934	12,604,334,544	4,062,877,390	61.29	6,452,598,128
126,962,605	CAPITAL EXPENDITURE - LAW AND JUSTICE	10	586,832,991	701,676,500	630,276,500	71,400,000	83.63	114,843,509
1,714,726,632	CAPITAL EXPENDITURE - SOCIAL SECTOR	10	18,662,516,769	17,633,090,186	12,659,290,186	4,973,800,000	105.84	(1,029,426,583)
106,912,727	JUDGEMENT DEBTS	10	-	-	-	-	-	-
16,179,438,137	**TOTAL CAPITAL EXPENDITURE**		**33,835,331,096**	**40,229,628,620**	**29,508,601,230**	**10,721,027,390**	**84.11**	**6,394,297,524**
208,469,757	**CLOSING BALANCE**		**(11,951,293,830)**	**(26,976,654,278)**	**(16,255,626,888)**	**(10,721,027,390)**	**44.30**	**(15,025,360,448)**

NOTES TO THE FINANCIAL STATEMENTS

FOR THE YEAR ENDED 31ST DECEMBER, 2020

			YEAR 2020		YEAR 2019	
NOTE	DETAILS	REF.	AMOUNT	AMOUNT	AMOUNT	AMOUNT
		NOTE	₦	₦	₦	₦
1	**Govt. Share of Statutory Allocation from FAAC**					
	A. Net Share of Statutory Allocation from FAAC	1a	27,325,158,703.63		32,811,629,122.10	
	Add: Deduction at source for Loans Repayment	1b	3,933,566,098.36	**31,258,724,801.99**	5,161,182,396.97	**37,972,811,519.07**
	Share of Other Statutory Allocation:					
	Refund fom NNPC	1c				56,533,450.64
	Share of Forex Equalization	1d		395,740,823.45		623,348,356.94
	Paris Club Refunds	1e				4,002,623,764.69
	Exchange Gain	1f		956,815,843.49		57,619,664.32
	Special Allocation	1g				368,616,010.70
	Refund of Excess Charges	1h		349,574,138.41		90,267,008.74
	Distribution from Stabilzation Account	1i		129,961,955.49		
	Distribution from Solid Minerals Revenue	1j		79,937,177.58		
	SHARE OF EXCESS OIL REVENUE	1k		675,574,735.14		
	DISTRIBUTION NON-OIL REVENUE	1l		398,320,397.39		
	FGN Intervention	1m		814,081,689.20		
				-		-
	Total - Share of Other Statutory Allocation from FAAC			**3,800,006,760.15**		**5,199,008,256.03**
	Total Share of Statutory Allocation from FAAC			**35,058,731,562.14**		**43,171,819,775.10**
2	**VALUE ADDED TAX (VAT)**					
	Share of Value Added Tax (VAT)	2a		**12,533,143,966.55**		**10,371,432,684.15**
	Total Revenue from FAAC			**47,591,875,528.69**		**53,543,252,459.25**

NOTES TO THE FINANCIAL STATEMENTS

FOR THE YEAR ENDED 31ST DECEMBER, 2020

		REF.	ACTUAL 2020	FINAL BUDGET 2020	%TAGE ACHIVED	ACTUAL 2019
3	**INTERNALLY GENERATED REVENUE (INT. REVENUE)**	NOTE	₦	₦	₦	₦
3A	TAX REVENUE :					
	(i) Personal Income Income Tax (PAYE)		5,025,767,514.76	6,836,413,358.00	73.51	5,011,633,829.12
	(ii) Direct Tax Assessment		47,454,247.93	34,000,000.00	139.57	38,131,844.52
	(iii) With-holding Tax on Contracts		70,961,999.45	50,000,000.00	141.92	63,542,896.79
	(iv) With-holding Tax on Rent		5,419,277.61	20,000,000.00	27.10	6,033,856.07
	(v) Capital Gains Tax			20,000,000.00	-	
	(vi) Property Tax			20,000,000.00	-	
	(vii) Withholding Tax on Bank Deposits		111,622,750.72	60,000,000.00	186.04	-
	Total Tax Revenue		**5,261,225,790.47**	**7,040,413,358.00**	74.73	**5,119,342,426.50**
3B	NON-TAX REVENUE:					
3B(i)	**Licences-General -**		**178,301,362.87**	**124,094,000.00**	**143.68**	**166,061,174.00**
	Administrative Sector					
	Ministry of Information, Culture & Tourism		70,900.00	40,000.00	177.25	77,200.00
	Total Administrative Sector		**70,900.00**	**40,000.00**	**177.25**	**77,200.00**
	Economic Sector					
	Board of Internal Revenue Service		178,178,462.87	120,000,000.00	148.48	165,784,724.00
	Ministry of Works, Housing & Transport			-		-
	Total Economic Sector		**178,178,462.87**	**120,000,000.00**	148.48	**165,784,724.00**
	Social Sector					
	Ministry of Health		52,000.00	4,050,000.00	1.28	199,250.00
	Ministry of Women Affairs & Social Development			4,000.00	-	-
	Total Social Sector		**52,000.00**	**4,054,000.00**	1.28	**199,250.00**

NOTES TO THE FINANCIAL STATEMENTS

FOR THE YEAR ENDED 31ST DECEMBER, 2020

		REF.	ACTUAL 2020	FINAL BUDGET 2020	%TAGE ACHIVED	ACTUAL 2019
		NOTE	₦	₦	₦	₦
3B(ii)	Fees-General		4,751,237,272.78	1,169,000,000.00	406.44	5,366,315,492.00
	Administrative Sector					
	Ministry of Information, Culture & Tourism			800,000.00	-	-
	Office of State Auditor-General		200,000.00	120,000.00	166.67	400,000.00
	Office of the Auditor-General for Local Government		160,000.00	260,000.00	61.54	280,000.00
	Total Administrative Sector		**360,000.00**	**1,180,000.00**	**30.51**	**680,000.00**
	Economic Sector					
	Ministry of Agriculture & Water Resources		15,976,600.00	7,320,000.00	218.26	8,874,300.00
	College of Agriculture, Lafia		50,105,888.63	17,460,000.00	286.98	57,387,087.00
	Nasarawa Agricultural Development Board (NADP)		233,700.00	1,080,000.00	21.64	691,300.00
	Ministry of Finance, Budget & Planning		8,425,000.00	1,700,000.00	495.59	5,900,000.00
	Board of Internal Revenue Service		1,444,707,077.34	119,544,000.00	1,208.51	298,378,880.00
	Ministry of Trade, Industry & Investment		73,235,772.06	87,714,000.00	83.49	43,898,179.00
	Ministry of Works, Housing & Transport		1,131,000.00	400,000.00	282.75	506,000.00
	Ministry of Water Resources			40,000.00	-	30,000.00
	Nasarawa State Water Board		17,938,802.00	15,104,000.00	118.77	3,738,150.00
	Nasarawa State Market Management Bureau		145,366,434.24			
	Nasarawa State Geographic Information Service (NAGIS)		1,029,353,374.66			
	Nasarawa Urban & Development Board		61,690,312.40	100,800,000.00	61.20	170,222,861.00
	Ministry of Lands & Urban Development		272,224,940.64	179,400,000.00	151.74	280,258,035.00
	Total Economic Sector		**3,120,388,901.97**	**530,562,000.00**	**588.13**	**869,884,792.00**
	Law and Justice Sector					
	Ministry of Justice		200,557,882.83	108,000,000.00	185.70	134,070,703.00
	High Court of Justice		55,329,652.45	6,000,000.00	922.16	60,117,875.00
	Customary Court of Appeal		88,500.00	400,000.00	22.13	639,500.00
	Sharia Court of Appeal		134,000.00	80,000.00	167.50	102,000.00
	Total Law & Justice Sector		**256,110,035.28**	**114,480,000.00**	**223.72**	**194,930,078.00**

NOTES TO THE FINANCIAL STATEMENTS

FOR THE YEAR ENDED 31ST DECEMBER, 2020

		REF.	ACTUAL 2020	FINAL BUDGET 2020	%TAGE ACHIVED	ACTUAL 2019
		NOTE	₦	₦	₦	₦
	Social Sector					
	Ministry of Youth & Sports Development		33,000.00	50,000.00	66.00	75,000.00
	Ministry of Women Affairs & Social Development		167,000.00			-
	Ministry of Education, Science & Technology		49,110,676.50	21,200,000.00	231.65	514,870,000.00
	Nasarawa State Universal Basic Education		27,786,000.00	2,000,000.00	1,389.30	24,656,721.00
	Isa Mustapha Agwai Polytechnic, Lafia		195,216,466.98			225,720,380.00
	College of Education, Akwanga		325,520,251.94			400,703,221.00
	Nasarawa State University, Keffi		686,525,228.78	405,228,000.00	169.42	3,038,748,835.00
	Bureau for ICT (Library Board)		1,571,300.00	8,000,000.00	19.64	
	Vocational & Relevant Technology		1,349,350.00			568,778.00
	Ministry of Health		19,709,000.00	2,000,000.00	985.45	44,247,000.00
	Hospital Management Board		19,093,300.00	8,280,000.00	230.60	2,595,500.00
	School of Nursing & Midwifery		14,712,500.00	3,800,000.00	387.17	15,061,000.00
	School of Health Technology					6,350,000.00
	Ministry of Environment & Solid Mineral		33,189,261.33	67,000,000.00	49.54	25,701,187.00
	Nasarawa State Environmental Protection Agency		100,000.00	1,620,000.00	6.17	-
	Nasarawa Waste Management Bureau		295,000.00	3,600,000.00	8.19	1,523,000.00
	Total Social Sector		**1,374,378,335.53**	**522,778,000.00**	**262.90**	**4,300,820,622.00**
3B(iii)	**Fines-General**		**7,847,750.00**	**23,980,000.00**	**32.73**	**5,239,576.00**
	Administrative Sector					
	N/S Independent Electoral Commission (NASIEC)		400,000.00	16,800,000.00	**2.38**	-
	Total Administrative Sector		**400,000.00**	**16,800,000.00**	**2.38**	**-**
	Economic Sector					
	Ministry of Works, Housing & Transport		4,026,800.00	2,880,000.00	**139.82**	28,500.00
	Nasarawa Urban & Development Board		-	100,000.00	-	18,000.00
	Total Economic Sector		**4,026,800.00**	**2,980,000.00**	**135.13**	**46,500.00**

NOTES TO THE FINANCIAL STATEMENTS

FOR THE YEAR ENDED 31ST DECEMBER, 2020

		REF.	ACTUAL 2020	FINAL BUDGET 2020	%TAGE ACHIVED	ACTUAL 2019
		NOTE	₦	₦	₦	₦
	Law and Justice Sector					
	High Court of Justice		3,420,950.00	3,000,000.00	**114.03**	5,193,076.00
	Total Law & Justice Sector		**3,420,950.00**	**3,000,000.00**	**114.03**	**5,193,076.00**
	Social Sector					
	Ministry of Environment & Solid Mineral		-	1,200,000.00	-	-
	Total Social Sector		-	**1,200,000.00**	-	-
3B(iv)	Sales-General		**547,008,992.17**	**433,719,041.00**	**126.12**	**231,183,956.00**
	Administrative Sector					
	Office of the Secretary to the State Government		251,600.00	400,000.00	62.90	554,000.00
	House of Assembly Service Commission			10,000.00	-	3,000.00
	Ministry of Information, Culture & Tourism		9,550.00	20,000.00	47.75	20,800.00
	Local Government Service Commission		57,000.00	120,000.00	47.50	154,000.00
	Civil Service Commission		135,000.00	2,100,000.00	6.43	176,500.00
	Total Administrative Sector		**453,150.00**	**2,650,000.00**	**17.10**	**908,300.00**
	Economic Sector					
	Ministry of Agriculture & Water Resources		**77,091,425.25**	**102,283,041.00**	75.37	**32,000.00**
	College of Agriculture, Lafia		**295,734.85**	**3,000,000.00**	9.86	**4,603,044.00**
	Nasarawa Agricultural Development Board (NADP)		**28,000.00**	**220,000.00**	12.73	**237,180.00**
	Board of Internal Revenue Service		**4,792,460.00**	**2,000,000.00**	239.62	**11,851,626.00**
	Nasarawa State Market Management Bureau			**400,000.00**	-	
	Nasarawa State Water Board			**40,000.00**	-	-
	Ministry of Lands & Urban Development		**37,287,372.69**	**223,900,000.00**	16.65	**85,877,392.00**
	Total Economic Sector		**119,494,992.79**	**331,843,041.00**	36.01	**102,601,242.00**

NOTES TO THE FINANCIAL STATEMENTS

FOR THE YEAR ENDED 31ST DECEMBER, 2020

		REF.	ACTUAL 2020	FINAL BUDGET 2020	%TAGE ACHIVED	ACTUAL 2019
		NOTE	₦	₦	₦	₦
	Law and Justice Sector					
	Judicial Service Commission		31,000.00	140,000.00	22.14	69,000.00
	Ministry of Justice		-	400,000.00		
	Total Law & Justice Sector		**31,000.00**	**540,000.00**	5.74	**69,000.00**
	Social Sector					
	Isa Mustapha Agwai Polytechnic, Lafia		5,853,540.00	8,500,000.00	68.87	10,794,683.00
	College of Education, Akwanga		855,000.00	652,000.00	131.13	3,936,200.00
	Nasarawa State University, Keffi		82,343,927.38	60,000,000.00	137.24	93,733,000.00
	Teachers' Service Commission		6,000.00	600,000.00	1.00	22,000.00
	Vocational & Relevant Technology		14,587,600.00	10,810,000.00	134.95	1,152,576.00
	Scholarship Board			800,000.00	-	23,000.00
	Ministry of Health		7,863,030.00	3,200,000.00	245.72	451,000.00
	Dalhatu Araf Specialist Hospital		9,072,175.00	3,200,000.00	283.51	7,567,955.00
	Hospital Management Board		299,581,077.00			-
	School of Nursing & Midwifery		1,367,500.00	2,880,000.00	47.48	-
	School of Health Technology		5,500,000.00	8,000,000.00	68.75	9,925,000.00
	Ministry of Environment & Solid Mineral			44,000.00	-	-
	Total Social Sector		**427,029,849.38**	**98,686,000.00**	432.72	**127,605,414.00**
3B(v)	**Earnings-Genral**		**510,108,198.65**	**296,598,000.00**	171.99	**363,270,544.00**
	Administrative Sector					
	Ministry of Information, Culture & Tourism		1,381,337.00	1,740,000.00		1,395,500.00
	Nasarawa Broadcasting Service		17,173,937.87	6,000,000.00		8,891,000.00
	Total Administrative Sector		**18,555,274.87**	**7,740,000.00**	-	**10,286,500.00**

NOTES TO THE FINANCIAL STATEMENTS

FOR THE YEAR ENDED 31ST DECEMBER, 2020

		REF.	ACTUAL 2020	FINAL BUDGET 2020	%TAGE ACHIVED	ACTUAL 2019
		NOTE	₦	₦	₦	₦
	Economic Sector					
	Ministry of Agriculture & Water Resource		322,500.00	80,000.00	403.13	66,000.00
	College of Agriculture, Lafia		6,229,858.90	6,538,000.00	95.29	9,385,043.00
	Ministry of Finance, Budget & Planning		12,638,440.00	6,000,000.00	210.64	7,095,500.00
	Ministry of Water Resources			300,000.00	-	-
	Nasarawa State Water Board		345,500.00	400,000.00	86.38	66,100.00
	Total Economic Sector		**19,536,298.90**	**13,318,000.00**	**146.69**	**16,612,643.00**
	Social Sector					
	Isa Mustapha Agwai Polytechnic, Lafia		39,241,231.00	35,040,000.00	111.99	88,182,026.00
	College of Education, Akwanga		8,637,450.00	8,700,000.00	99.28	8,463,670.00
	Nasarawa State University, Keffi					-
	Dalhatu Araf Specialist Hospital		289,615,275.88	181,300,000.00	159.74	234,817,740.00
	Hospital Management Board		134,522,668.00	50,500,000.00	266.38	4,907,965.00
	Ministry of Environment & Solid Minerals		-	-	-	-
	Total Social Sector		**472,016,624.88**	**275,540,000.00**	171.31	**336,371,401.00**
3B(vi)	**Rent on Government Buildings**		**27,248,905.00**	**21,168,000.00**	128.73	**23,506,542.00**
	Administrative Sector					
	Office of the Secretary to the State Government			7,000,000.00	-	-
	Ministry of Information, Culture & Tourism		1,961,000.00	620,000.00	316.29	500,000.00
	Office of the Head of Service		22,290,505.00	12,000,000.00	185.75	21,642,942.00
	Total Administrative Sector		**24,251,505.00**	**19,620,000.00**	123.61	**22,142,942.00**

NOTES TO THE FINANCIAL STATEMENTS

FOR THE YEAR ENDED 31ST DECEMBER, 2020

		REF.	ACTUAL 2020	FINAL BUDGET 2020	%TAGE ACHIVED	ACTUAL 2019
		NOTE	₦	₦	₦	₦
	Economic Sector					
	Nasarawa Agricultural Development Board (NADP)		244,000.00	120,000.00	203.33	59,200.00
	Ministry of Works, Housing & Transport		194,400.00	400,000.00	48.60	280,000.00
	Nasarawa State Water Board		-	-	-	171,400.00
	Total Economic Sector		**438,400.00**	**520,000.00**	84.31	**510,600.00**
	Social Sector					
	Ministry of Youth & Sports Development		330,000.00	428,000.00	77.10	685,000.00
	College of Education, Akwanga		2,229,000.00	600,000.00	371.50	168,000.00
	Total Social Sector		**2,559,000.00**	**1,028,000.00**	248.93	**853,000.00**
3B(vii)	**Rent on Lands & Others**		**591,494,321.40**	**126,000,000.00**	469.44	**292,244,711.00**
	Economic Sector					
	Ministry of Lands & Urban Development		591,494,321.40	126,000,000.00	469.44	292,171,511.00
	Total Economic Sector		**591,494,321.40**	**126,000,000.00**	469.44	**292,171,511.00**
	Social Sector					
	College of Education, Akwanga				-	73,200.00
	Total Social Sector		-	-	-	**73,200.00**
3B(viii)	**Repayments-General**		**4,204,656,680.15**	**779,516,000.00**	539.39	**3,017,656,180.00**
	Economic Sector					
	Ministry of Finance, Budget & Planning		15,754,664.77	69,000,000.00	22.83	1,120,905,151.00
	Board of Internal Revenue Service		4,188,902,015.38	710,516,000.00	589.56	1,896,751,029.00
	Total Economic Sector		**4,204,656,680.15**	**779,516,000.00**	539.39	**3,017,656,180.00**

NOTES TO THE FINANCIAL STATEMENTS

FOR THE YEAR ENDED 31ST DECEMBER, 2020

		REF.	ACTUAL 2020	FINAL BUDGET 2020	%TAGE ACHIVED	ACTUAL 2019
		NOTE	₦	₦	₦	₦
4	**PERSONNEL COSTS**					
	I. ADMINISTRATIVE SECTOR					
	Government House Administration		77,903,334.47	78,551,959.00	99.17	66,719,121.52
	Deputy Governor's Office		5,673,092.62	5,729,240.00	99.02	6,589,422.23
	State Boundary Commission		1,013,520.96	1,026,537.00	98.73	253,380.24
	Office of the SSA to His Excellency on SDGs		3,360,000.00	3,500,000.00	96.00	10,543,856.25
	State Emergency Management Agency					-
	Office of the Secretary to the State Government		433,718,746.30	453,579,749.00	95.62	35,614,984.75
	Nasarawa State AIDS Control Agency (NASACA)		300,000.00	400,000.00	75.00	
	Nasarawa State Pension Bureau		11,887,639.38	11,934,072.00	99.61	11,438,761.59
	Muslim Pilgrims Welfare Board		17,620,663.92	18,879,776.00	93.33	14,982,801.51
	Christian Pilgrims Welfare Board		3,902,805.04	8,586,662.00	45.45	2,094,805.04
	Nasarawa State House of Assembly		357,162,740.37	470,189,054.00	75.96	335,769,684.80
	House of Assembly Service Commission			37,438,206.00	-	
	Ministry of Information, Culture & Tourism		91,727,924.62	92,617,781.00	99.04	86,802,970.12
	Nasarawa Broadcasting Service		229,633,648.38	230,368,555.00	99.68	198,344,417.95
	Office of the Head of Civil Service		372,805,417.72	373,324,123.00	99.86	344,423,338.03
	Office of the State Auditor General		30,834,897.93	49,521,515.00	62.27	29,920,245.05
	Office of the Auditor General for Local Govt		33,066,280.46	33,066,281.00	100.00	30,118,146.37
	Local Government Service Commission		2,153,509.02	6,702,813.00	32.13	2,772,766.92
	Civil Service Commission		11,369,413.75	12,990,062.00	87.52	10,499,446.30
	Nasarawa State Independent Electoral Comm		73,353,735.89	85,759,506.00	85.53	76,065,449.46
	Ministry for Local Government & Chieftaincy Affairs		40,757,474.17	45,564,232.00	89.45	37,274,707.26
	Total Administration Sector		**1,798,244,845.00**	**2,019,730,123.00**	**89.03**	**1,300,228,305.39**

NOTES TO THE FINANCIAL STATEMENTS

FOR THE YEAR ENDED 31ST DECEMBER, 2020

		REF.	ACTUAL 2020	FINAL BUDGET 2020	%TAGE ACHIVED	ACTUAL 2019
4	PERSONNEL COSTS	NOTE	₦	₦	₦	₦
	II. ECONOMIC SECTOR					
	Ministry of Agriculture & Water Resources		237,244,507.57	238,085,957.00	99.65	223,062,607.28
	College of Agriculture, Lafia		522,657,264.78	523,197,892.00	99.90	587,987,115.64
	Nasarawa Agricultural Dev Prog (NADP)		240,054,006.14	240,204,321.00	99.94	256,128,479.91
	Ministry of Finance & Economic Planning		68,442,696.61	69,167,705.00	98.95	68,788,779.03
	Office of the Accountant-General		271,162,688.42	273,973,036.00	98.97	260,994,400.26
	Board of Internal Revenue Service		113,309,992.57	122,351,599.00	92.61	110,845,330.99
	Ministry of Trade, Industry & Investent		47,950,689.12	57,836,123.00	82.91	46,631,842.64
	Nasarawa State Market Management Bureau					-
	Ministry of Works, Housing & Transport		146,967,664.28	156,067,864.00	94.17	147,902,173.99
	Nasarawa Electricity Power Agency (NaEPA)		1,165,000.00	1,170,000.00	99.57	206,000.00
	Ministry of Water Resources & Rural Development				-	27,763,599.71
	Nasarawa State Water Board		106,442,548.22	112,463,164.00	94.65	108,738,706.27
	Nasarawa Urban Development Board		148,660,501.34	148,856,075.00	99.87	126,954,207.78
	N/State Community & Social Development Project					
	Ministry of Lands & Urban Development		62,269,995.89	65,897,821.00	94.49	45,728,510.34
	Nas. Geographic Information Service(NAGIS)		-	-	-	-
	Total Economic Sector		**1,966,327,554.94**	**2,009,271,557.00**	**97.86**	**2,011,731,753.84**
	III. LAW AND JUSTICE SECTOR					
	Judicial Service Commission		75,128,884.89	75,816,571.00	99.09	68,546,118.76
	Ministry of Justice		65,280,803.98	65,874,234.00	99.10	47,644,568.29
	High Court of Justice		1,401,900,268.53	1,408,202,657.00	99.55	1,382,182,875.43
	Customary Court of Appeal		93,425,312.35	94,124,565.00	99.26	68,907,066.81
	Sharia Court of Appeal		96,954,613.67	97,545,657.00	99.39	50,211,032.92
	Total Law and Justice Sector		**1,732,689,883.42**	**1,741,563,684.00**	**99.49**	**1,617,491,662.21**

NOTES TO THE FINANCIAL STATEMENTS

FOR THE YEAR ENDED 31ST DECEMBER, 2020

		REF.	ACTUAL 2020	FINAL BUDGET 2020	%TAGE ACHIVED	ACTUAL 2019
4	PERSONNEL COSTS	NOTE	₦	₦	₦	₦
	IV. SOCIAL SECTOR					
	Ministry of Youth & Sports Development		1,729,383,787.16	1,730,949,263.00	99.91	288,768,761.50
	Ministry of Women Affairs & Social Development		31,926,360.05	32,459,578.00	98.36	34,687,707.44
	Nasarawa State Rehabilitation Board		13,506,316.11	14,060,018.00	96.06	7,166,587.20
	Ministry of Education, Science & Technology		6,316,469,651.11	6,434,769,070.00	98.16	6,568,793,353.77
	Nasarawa State Universal Basic Education Board		179,210,149.16	201,716,413.00	88.84	168,421,456.55
	Nasarawa State Bureau for ICT (Library Board)		42,309,966.14	42,978,308.00	98.44	40,577,567.65
	Isa Mustapha Agwai Polytechnic, Lafia		1,150,081,449.64	1,249,667,002.00	92.03	1,071,261,741.63
	College of Education, Akwanga		1,568,776,123.20	1,570,649,807.00	99.88	1,453,598,446.70
	Nasarawa State University, Keffi		3,051,023,618.29	4,357,771,984.00	70.01	3,127,947,857.40
	Teachers Service Commission		4,029,608.66	4,518,720.00	89.18	4,168,106.04
	Ministry of Special Education, Science & Technology				-	42,285,554.79
	Vocational & Relevant Technology		77,356,666.17	78,264,139.00	98.84	61,049,642.19
	Scholarship Board		118,410,509.03	119,000,000.00	99.50	101,972,042.80
	Ministry for Higher Education				-	240,000.00
	Ministry of Health		614,844,933.22	851,393,414.00	72.22	345,872,241.34
	Nasarwa State Health Insurance Agency		6,279,000.00	214,000,000.00	2.93	
	Primary Healthcare Development Agency		2,254,434.00	2,898,753.00	77.77	242,994.00
	Dalhatu Araf Specialist Hospital		3,082,189,194.29	3,083,667,514.00	99.95	2,480,786,484.69
	Hospitals Management Board		1,746,386,963.81	2,458,769,766.00	71.03	1,784,665,682.68
	School of Nursing & Midwifery			800,000.00	-	
	School of Health Technology		1,468,000.00	5,125,648.00	28.64	1,141,000.00
	Ministry of Environment & Natural Resources		28,846,648.90	30,978,767.00	93.12	50,443,336.88
	Environmental Protection Agency		145,000.00	1,600,000.00	9.06	30,000.00
	Nasarawa State Waste Management Bureau		41,345,000.00	41,500,000.00	99.63	37,815,000.00
	Total Social Sector		**19,806,243,378.94**	**22,527,538,164.00**	**87.92**	**17,671,935,565.25**
	GRAND TOTAL PERSONNEL COSTS		**25,303,505,662.30**	**28,298,103,528.00**	**89.42**	**22,601,387,286.69**

NOTES TO THE FINANCIAL STATEMENTS

FOR THE YEAR ENDED 31ST DECEMBER, 2020

		REF.	ACTUAL 2020	FINAL BUDGET 2020	%TAGE ACHIVED	ACTUAL 2019
		NOTE	₦	₦	₦	₦
5	OVERHEAD COSTS					
	I. ADMINISTRATIVE SECTOR					
	Government House Administration		1,904,208,793.03	1,909,097,928.00	99.74	2,197,352,508.24
	Deputy Governor's Office		282,785,443.40	295,829,150.00	95.59	268,142,641.40
	State Boundary Commission		4,434,493.00	13,194,150.00	33.61	2,029,007.00
	Office of the Snr Special Asst to His Exc on SDGs		16,009,070.10	20,265,006.00	79.00	10,755,199.09
	State Emergency Management Agency		16,622,540.00	21,323,712.00	77.95	40,298,855.00
	Office of the Secretary to the State Govt		5,840,430,737.94	6,499,274,161.00	89.86	8,854,216,497.57
	N/S AIDS Control Agency (NASACA)		22,857,372.52	22,860,250.00	99.99	14,610,955.84
	Nasarawa State Pension Bureau		7,200,657.80	9,229,863.00	78.01	7,286,419.25
	Muslim Pilgrims Welfare Board		211,550,197.38	375,131,500.00	56.39	728,021,552.37
	Christian Pilgrims Welfare Board		15,716,717.25	411,097,750.00	3.82	315,503,543.00
	Nasarawa State House of Assembly		1,202,073,010.67	1,491,585,462.00	80.59	1,124,835,505.32
	House of Assembly Service Commission		2,817,553.67	11,104,200.00	25.37	5,985,709.16
	Ministry of Information, Culture & Tourism		103,997,053.00	108,713,797.00	95.66	118,871,086.00
	Nasarawa Broadcasting Service		77,824,373.00	85,899,930.00	90.60	69,739,800.00
	Office of the Head of Civil Service		74,553,311.50	98,067,620.00	76.02	32,890,598.00
	Office of the State Auditor General		18,597,297.93	23,756,427.00	78.28	16,001,326.75
	Office of the Auditor General for Local Govt		19,400,016.00	20,101,055.00	96.51	18,477,348.50
	Local Government Service Commission		3,266,830.24	5,667,750.00	57.64	8,157,116.58
	Civil Service Commission		33,040,733.50	39,353,812.00	83.96	23,358,913.00
	N/ State Independent Electoral Comm.		29,359,281.75	322,292,656.00	9.11	35,620,284.13
	Min. for Local Govt & Chieftaincy Affairs		12,750,000.00	49,153,000.00	25.94	37,890,416.00
	Total Administration Sector		**9,899,495,483.68**	**11,832,999,179.00**	**83.66**	**13,930,045,282.20**
	II. Economic Sector					
	Ministry of Agriculture & Water Resources		33,876,643.37	48,148,800.00	70.36	24,429,546.00
	College of Agriculture, Lafia		195,545,895.78	249,978,045.00	78.23	87,476,881.77
	Nasarawa Agricultural Dev. Prog (NADP)		31,182,930.46	114,847,835.00	27.15	6,320,710.64
	Ministry of Finance, Budget & Planning		133,285,160.77	250,873,000.00	53.13	92,163,882.50
	Office of the Accountant-General		84,833,786.38	133,540,650.00	63.53	131,456,100.00
	Board of Internal Revenue Service		116,914,823.50	152,482,760.00	76.67	62,279,926.50
	Ministry of Trade, Industry & Investent		41,522,394.48	567,849,600.00	7.31	29,999,960.00

NOTES TO THE FINANCIAL STATEMENTS

FOR THE YEAR ENDED 31ST DECEMBER, 2020

		REF.	ACTUAL 2020	FINAL BUDGET 2020	%TAGE ACHIVED	ACTUAL 2019
5	OVERHEAD COSTS	NOTE	₦	₦	₦	₦
	Nasarawa State Market Mgt. Bureau		14,863,708.00	32,559,900.00	45.65	50,593,286.84
	Ministry of Works, Housing & Transport		35,636,552.44	60,978,501.00	58.44	91,250,131.11
	Nasarawa Electricity Power Agency (NaEPA)		23,883,891.00	26,910,020.00	88.75	19,104,155.00
	Ministry of Water Resources & Rural Dev.					14,052,522.28
	Nasarawa State Water Board		81,438,617.56	102,402,000.00	79.53	29,508,013.86
	Ministry of Housing & Urban Developmemt					10,887,611.00
	Nasarawa Urban Development Board		55,404,246.50	73,827,250.00	75.05	52,823,152.74
	N/S Community & Social Dev. Project			22,220,000.00	-	-
	Ministry of Lands & Urban Development		71,513,400.30	127,193,992.00	56.22	39,518,044.99
	Nas. Geographic Information Service(NAGIS)		78,604,906.79	81,624,955.00	96.30	15,353,496.50
	Total Economic Sector		**998,506,957.33**	**2,045,437,308.00**	**48.82**	**757,217,421.73**
	III. LAW AND JUSTICE SECTOR					
	Judicial Service Commission		30,193,983.51	37,154,436.00	81.27	30,875,525.50
	Ministry of Justice		162,192,802.14	170,390,250.00	95.19	112,375,412.11
	High Court of Justice		181,619,149.19	183,599,285.00	98.92	219,481,496.57
	Customary Court of Appeal		26,295,249.60	28,040,000.00	93.78	25,304,696.85
	Sharia Court of Appeal		13,161,845.45	24,267,000.00	54.24	24,275,943.50
	Total Law and Justice Sector		**413,463,029.89**	**443,450,971.00**	**93.24**	**412,313,074.53**
	IV. SOCIAL SECTOR					
	Ministry of Youth & Sports Development		382,768,040.11	388,800,000.00	98.45	268,710,161.28
	Ministry of Women Affairs & Social Dev.		68,634,331.92	88,427,140.00	77.62	74,825,004.22
	Nasarawa State Rehabilitation Board		19,082,064.00	25,342,000.00	75.30	3,898,269.00
	Ministry of Education, Science & Technology		486,617,530.47	543,070,303.00	89.60	419,290,728.66
	Nasarawa State Universal Basic Education Board		98,536,066.92	103,085,467.00	95.59	97,253,135.93
	N/ State Library Board (Bureau for ICT)		51,033,969.75	72,034,146.00	70.85	14,432,830.15
	Isa Mustapha Agwai Polytechnic, Lafia		390,431,708.87	598,673,313.00	65.22	633,727,456.60
	College of Education, Akwanga		406,407,870.81	658,860,000.00	61.68	581,701,183.42
	Nasarawa State University, Keffi		795,590,105.12	1,555,095,781.00	51.16	1,548,556,622.10
	Teachers Service Commission		4,621,888.50	10,384,949.00	44.51	10,926,874.26
	Min. of Special Education, Science & Tech					44,627,716.50
	Vocational & Relevant Technology		24,367,107.06	39,275,500.00	62.04	6,960,583.71
	Scholarship Board		2,532,914.75	3,898,884.00	64.97	5,076,261.00

NOTES TO THE FINANCIAL STATEMENTS

FOR THE YEAR ENDED 31ST DECEMBER, 2020

		REF.	ACTUAL 2020	FINAL BUDGET 2020	%TAGE ACHIVED	ACTUAL 2019
5	**OVERHEAD COSTS**	NOTE	₦	₦	₦	₦
	Ministry for Higher Education					8,644,568.05
	Ministry of Health		167,049,528.25	967,069,400.00	17.27	139,443,295.50
	Nasarawa State Health Insurance Agency		14,674,911.68	31,385,500.00	-	-
	Primary Healthcare Development Agency		84,100,265.27	543,688,799.00	15.47	268,947,505.41
	Dalhatu Araf Specialist Hospital		98,594,148.22	396,895,349.00	24.84	85,416,205.20
	Hospitals Management Board		430,383,907.80	572,317,245.00	75.20	395,589,665.76
	School of Nursing & Midwifery		9,949,072.69	15,407,146.00	64.57	9,257,264.54
	School of Health Technology		8,834,075.79	10,473,500.00	84.35	3,985,698.74
	Min. of Environment & Natural Resources		173,663,695.75	177,634,300.00	97.76	55,190,154.00
	Environmental Protection Agency		961,335.93	3,625,000.00	**26.52**	923,973.85
	Nasarawa Waste Management Bureau		224,970,398.50	229,775,783.00	97.91	229,814,377.50
	Total Social Sector		**3,943,804,938.16**	**7,035,219,505.00**	**56.06**	**4,907,199,535.38**
	GRAND TOTAL OVERHEAD COSTS		**15,255,270,409.06**	**21,357,106,963.00**	**71.43**	**20,006,775,313.84**
6	**GRANTS & SUBVENTIONS TO BOARDS AND PARASTATALS**					
	Bilingual		4,248,982.92			4,248,982.92
	UNICEF Counterpart Funding		44,000,000.00			
	CSDA Counterpart Funding		75,000,000.00			
	IMPACT Project Intervention		36,000,000.00			
	Nigeria Television Authority (NTA), Lafia					5,100,000.00
	Precious FM, Lafia					2,500,000.00
	Doma College of Arabic & Islamic Studies			-	-	23,400,000.00
	Total Grants & Subventions to Boards and Parastatals		**159,248,982.92**	**-**	**-**	**35,248,982.92**

NOTES TO THE FINANCIAL STATEMENTS

FOR THE YEAR ENDED 31ST DECEMBER, 2020

		REF.	ACTUAL 2020	FINAL BUDGET 2020	%TAGE ACHIVED	ACTUAL 2019
		NOTE	₦	₦	₦	₦
7	**CONSOLIDATED REVENUE FUND CHARGES (SERVICE WIDE VOTE)**					
	AEDC - Electricity		144,273,461.60	145,000,000.00	-	71,107,857.63
	Salaries of Public Office Holders		1,121,951,253.40	1,125,151,150.00	**99.72**	1,138,175,750.00
	External Loans Interests	7A	160,568,657.24	168,668,625.00	**95.20**	142,646,002.41
	Internal Loans Interests	7C	1,685,688,133.41	1,688,975,002.00	**99.81**	2,127,141,251.92
	Other Charges		15,678,675.78	-	-	538,545,345.66
	Total CRF - Service Wide Vote		**3,128,160,181.43**	**3,127,794,777.00**	**100.01**	**4,017,616,207.62**
8	**CONTRIBUTION TO PENSION AND GRATUITY**					
	Nasarawa State Pension Bureau		**4,543,033,911.57**	**1,895,011,060.00**	**239.74**	**3,191,807,205.00**
9	**TRANSFER TO SINKING FUND INVESTMENT**					
	GTL Trustees & Stanbic IBTC Trustees Ltd		182,569,250			744,295,080.00
	Nasarawa State New Issuance Bond Programme	1e	1,219,616,530.00	-	-	1,371,949,401.13
	Total		**1,402,185,780.00**	-	-	**2,116,244,481.13**
10	**CAPITAL EXPENDITURE**		**33,835,331,096.44**	**40,871,129,190.00**	**82.79**	**16,072,525,409.70**
	I. Administrative Sector	**3**				
	Deputy Governor's Office			12,000,000.00	-	-
	Nasarawa State Boundry Commission			25,000,000.00	-	
	Office of the Snr Special Asst to His Exc on SDGs		226,269,943.00	721,000,000.00	31.38	307,568,529.20
	Office of the Secretary to the State Govt		3,787,190,022.67	4,245,000,000.00	89.22	1,297,517,286.76
	State Emergency Management Agency		32,105,000.00	95,000,000.00	33.79	
	Christian Pilgrims Welfare Board			21,000,000.00	-	
	Nasarawa State House of Assembly		293,348,900.00	436,000,000.00	67.28	
	Ministry of Information, Culture & Tourism		18,135,664.80	22,000,000.00	82.43	
	Nasarawa Broadcasting Service		1,240,000.00	1,500,000.00	82.67	
	Office of the Head of Civil Service			18,200,000.00	-	

NOTES TO THE FINANCIAL STATEMENTS

FOR THE YEAR ENDED 31ST DECEMBER, 2020

		REF.	ACTUAL 2020	FINAL BUDGET 2020	%TAGE ACHIVED	ACTUAL 2019
10	CAPITAL EXPENDITURE	NOTE 3	₦	₦	₦	₦
	Office of the State Auditor General		3,043,000.00	3,950,000.00	77.04	
	Office of the Auditor General for Local Government		1,820,000.00	5,000,000.00		
	Local Government Service Commission			5,000,000.00	-	
	State Civil Service Commission		8,215,000.00	17,000,000.00	48.32	
	Min. for Local Govt & Chieftaincy Affairs					
			-	-	-	-
	Total Administrative Sector		**4,371,367,530.47**	**5,627,650,000.00**	**77.68**	**1,605,085,815.96**
	II. Economin Sector	**4**				
	Ministry of Agriculture		495,940,303.80	1,347,450,000.00	36.81	127,249,067.39
	College of Agriculture, Lafia			58,500,000.00	-	
	Nasarawa Agricultural Development Project (NADP)			48,000,000.00		
	Ministry of Finance & Economic Planning		5,160,970.00	1,055,000,000.00	0.49	
	Office of the Accountant-General		-	51,000,000.00	-	
	Board of Internal Revenue Service			81,500,000.00	-	12,159,869.05
	Ministry of Trade, Industry & Investment		241,184,900.47	1,467,000,000.00	16.44	153,324,344.92
	Nasarawa State Market Mgt. Bureau					-
	Ministry of Works, Housing & Transport		5,273,228,886.42	7,045,058,779.00	74.85	4,905,652,381.77
	Nasarawa Electricity Power Agency (NaEPA)		125,924,415.25	167,000,000.00	75.40	42,122,006.00
	Ministry of Water Resources & Rural Dev.					29,500,000.00
	Nasarawa State Water Board		182,481,455.74	226,203,155.00	80.67	49,300,930.00
	Ministry of Housing & Urban Developmemt					1,138,525,482.71
	Nasarawa Urban Development Board		3,331,935,848.47	3,930,000,000.00	84.78	4,501,036,240.67
	Nasarawa State Community & Social Dev. Agency			11,000,000.00	-	-
	Ministry of Lands & Urban Development		205,169,982.12	259,500,000.00	79.06	288,951,367.68
	Nas. Geographic Information Service(NAGIS)		182,076,503.84	1,000,000,000.00	18.21	1,377,928,666.00
	Ministry of Finance & Economic Planning		171,510,539.91	-	-	-
	Total Economic Sector		**10,214,613,806.02**	**16,747,211,934.00**	**60.99**	**12,625,750,356.19**

NOTES TO THE FINANCIAL STATEMENTS

FOR THE YEAR ENDED 31ST DECEMBER, 2020

10	III. Law & Justice Sector	5	ACTUAL 2020 (₦)	FINAL BUDGTED (₦)	%TAGE ACHIVED	ACTUAL 2019 (₦)
	Judicial Service Commission		61,890,860.00	72,276,500.00	85.63	24,438,700.00
	Ministry of Justice		2,880,000.00	21,000,000.00	13.71	
	High Court of Justice		522,062,131.32	563,400,000.00	92.66	100,703,905.44
	Customary Court of Appeal			24,500,000.00	-	1,820,000.00
	Sharia Court of Appeal			20,500,000.00	-	-
	Total Law & Justice		**586,832,991.32**	**701,676,500.00**	**83.63**	**126,962,605.44**
	IV. Social Sector	6				
	Ministry of Youth & Sports Development		15,076,213.00	18,500,000.00	81.49	20,000.00
	Ministry of Women Affairs & Social Dev.		4,004,380.00	5,500,000.00	72.81	6,192,000.00
	Nasarawa State Rehabilitation Board		1,000,000.00	3,000,000.00	33.33	
	Ministry of Education, Science & Technology		204,797,580.69	411,000,000.00	49.83	62,274,750.00
	N/S Universal Basic Education Board		6,631,108,628.68	8,593,303,895.00	77.17	
	Nasarawa State Bureau for ICT (Library Board)					27,363,345.00
	Isa Mustapha Agwai Polytechnic, Lafia		572,881,535.62	632,440,147.00	90.58	596,120,483.89
	College of Education, Akwanga		717,120,350.83	911,000,000.00	78.72	
	Nasarawa State University, Keffi		356,246,349.68	1,679,940,000.00	21.21	501,942,930.02
	Teachers Service Commission					2,996,000.00
	Vocational & Relevant Technology		2,203,450.00	12,500,000.00	17.63	
	Min. of Special Education, Science & Tech					29,250,000.00
	Ministry for Higher Education					13,322,099.75
	Ministry of Health		1,660,737,701.18	4,814,836,144.00	34.49	189,120,073.45
	Nasarawa State Health Insurance Agency		9,230,000.00	10,000,000.00	92.30	
	Primary Healthcare Development Agency		8,071,245,688.91	63,170,000.00	12,777.02	-
	Dalhatu Araf Specialist Hospital			155,000,000.00	-	283,913,000.00
	Hospitals Management Board		9,597,000.00	251,900,000.00	3.81	2,211,950.00
	School of Nursing & Midwifefry			4,000,000.00	-	
	College of Health & Technology		1,300,000.00	13,500,000.00	9.63	
	Ministry of Environment & Solid Minerals		405,967,890.04	215,000,000.00	188.82	
	Total Capital Expenditure - Social Sector		**18,662,516,768.63**	**17,794,590,186.00**	**104.88**	**1,714,726,632.11**

NOTES TO THE FINANCIAL STATEMENTS

FOR THE YEAR ENDED 31ST DECEMBER, 2020

		REF.	ACTUAL 2020	FINAL BUDGET 2020	%TAGE ACHIVED	ACTUAL 2019
		NOTE	₦	₦	₦	₦
10	**V. Judgement Debts**					**106,912,727**
11	**AIDS AND GRANTS**		**19,175,567,509.67**	**9,702,974,342.00**	**197.63**	**3,822,896,357.78**
	A: Domestic Grants	**Ref.No. 8**				
	Nasarawa State Universal Basic Education	**Ref.No. 8**	2,219,156,231.16	1,200,000,000.00	184.93	-
	Office of the SSA to the Governor on SGGs	**Ref.No. 8**		500,000,000.00	-	161,449,939.00
	Ministry of Finance & Economic Planning	**Ref.No. 8**	5,526,852,141.58	5,500,000,000.00	100.49	2,196,570.00
	Ministry of Health	**Ref.No. 8**	2,500,000.00	1,500,000,000.00	0.17	
	Hospital Management Board	**Ref.No. 8**	346,911,209.12	234,000,000.00	148.25	
	Nasarawa State Polytechnic, Lafia	**Ref.No. 8**	178,423,826.10	686,974,342.00	25.97	1,301,411,596.00
	College of Education, Akwanga	**Ref.No. 8**	1,106,718,517.92	8,000,000.00	13,833.98	90,760,110.00
	Nasarawa State University, Keffi	**Ref.No. 8**	1,634,185,572.33	-	-	105,900,000.00
	Total Domestic Grants		**11,014,747,498.21**	**9,628,974,342.00**	114.39	**1,661,718,215.00**
	B: Foreign Grants					
	Ministry of Finance & Economic Planning		261,127,288.50			2,082,531,417.78
	Ministry of Agriculture		298,740,962.12			
	Ministry of Health		64,829,396.65			-
	Primary Healthcare Development Agency		5,734,896,862.99	24,000,000.00	23,895.40	78,646,725.00
	Ministry of Environment & Solid Minerals		1,801,225,501.20	50,000,000.00	3,602.45	-
	Total Foreign Grants		**8,160,820,011.46**	**74,000,000.00**	11,028.14	**2,161,178,142.78**
12	**DOMESTIC/FOREIGN LOANS/BORROWINGS**		-	**3,550,000,000.00**	-	**5,000,000,000.00**
	A: DOMESTIC LOANS					
	Infrastructural Development Loan - Bonds					5,000,000,000.00
	Local Loan		-	2,000,000,000.00	-	-
	Total Domestic Loans		-	**2,000,000,000.00**	-	**5,000,000,000.00**

NOTES TO THE FINANCIAL STATEMENTS

FOR THE YEAR ENDED 31ST DECEMBER, 2020

		REF.	ACTUAL 2020	FINAL BUDGET 2020	%TAGE ACHIVED	ACTUAL 2019
		NOTE	₦	₦	₦	₦
	B: Foreign LOANS					
	CSDA			250,000,000.00	-	-
	Nigeria Erosion & Water Shed Magt Proj (NEWMAP)			1,000,000,000.00		
	ANRIN		-	300,000,000.00	-	-
	Total Foreign Loans		**-**	**1,550,000,000.00**	-	**-**
13	**EXTERNAL LOANS REPAYMENT**	7A				
i.	N/State - Plateau State Water Project (CHF)		3,873,112.55	3,381,980	114.52	3,381,979.58
ii.	N/State - Plateau State Water Project (USD)		15,267,407.50	13,592,954	112.32	13,592,953.66
iii.	N/State - Plateau State Water Proj. - (EUR) -ADF		3,713,508.79	3,245,524	114.42	3,245,523.89
iv.	N/State Health System Dev. Project I - (IDA)		14,991,491.34	12,658,472	118.43	12,658,471.96
v.	N/State Comm. Based Urban Dev. Project - (IDA)		125,519,308.23	105,986,249	118.43	105,986,248.79
vi.	Nasarawa State HIV/AIDS Programme - (IDA)		50,832,193.27	42,410,590	119.86	42,410,589.56
vii.	N/State Community & Social Dv. Project - (IDA)		33,454,265.00	27,619,993	121.12	27,619,993.16
viii.	Nasarawa State Third Fadama Projetcs - (IDA)		46,226,418.04	42,224,022	109.48	42,224,022.17
ix.	N/State Health System Dev. Project II - (IDA)		23,936,603.15	20,211,593	118.43	20,211,592.69
x.	N/State Health Investment Project - (IDA)		-	-	-	-
			-	-	-	-
	Total External Loans Repayment		**317,814,307.87**	**271,331,375**	**117.13**	**271,331,375.46**
14	**INTERNAL LOANS REPAYMENT**	7B				
i	5BN - Security and Exchange Bond		983,780,736.96	851,297,555.00	115.56	851,297,554.97
ii.	5BN - State Bond		715,000,771.87	1,371,949,401.00	52.12	-
iii.	3.9BN - Salary Bailout - Fidelity Bank Plc		27,322,766.90	103,684,969.00	26.35	103,684,969.00
iv.	10BN - Infrastructural Dev. Loan - Access Bank Plc		63,818,120.18	241,436,245.00	26.43	241,436,245.00
v.	Budget Support Facility		29,663,958.32	29,006,407.00	102.27	29,006,407.10
	Total Internal Loans Repayment		**1,819,586,354.23**	**2,597,374,577.00**	**70.05**	**1,225,425,176.07**

NOTES TO THE FINANCIAL STATEMENTS

FOR THE YEAR ENDED 31ST DECEMBER, 2020

		REF.	ACTUAL 2020		ACTUAL 2019	
15	PROJECTS & PROG. INTERVENTION FUNDS	NOTE	₦		₦	
1	MDG CGS OPERATION ACCOUNT				451,359.23	
2	MDG CGS PSU OPERATION ACCOUNT				452,962.53	
3	MDG SPECIAL PROJECT ACCOUNT (SCALE UP)				185,666,583.93	
4	MDG SPECIAL PROJ. ACCOUNT (IMPLEMENTATION UNIT)				414,907.83	
5	Office of the SSA to His Excellency on SDGs		2,976,768.10			
6	Office of the SSA to His Excellency on SDGs		5,505,210.84			
7	Office of the SSA to His Excellency on SDGs		8,565,016.76			
8	Office of the SSA to His Excellency on SDGs		990,983.54			
9	Nasarawa State Universal UBE Matching Grant A/C - Access		4,416,809,425.99		1,035,128,531.25	
10	Nasarawa State Universal Basic Education Board - FCMB		7,637,884.65			
11	Nasarawa State UBE Teachers PDP - Access		323,205,078.86			
12	Nasarawa State Universal UBE Matching Grant A/C - Access 2		542,957,027.70			
13	FIDELITY BANK - SOCU		104,539,315.05		16,235,276.80	
14	FIDELITY BANK - CSDA - IDA Interest Account		3,055,235.50		9,275,712.50	
15	SKYE BANK - CSDP - GCC Interest Account		576,392.73		507,956.07	
16	SCTU		1,798,627.34		485,917.00	
17	FCMB - NEWMAP (IDA ACCOUNT)		2,161,850,832.00		499,649,022.00	
18	FCMB - NEWMAP (GCC ACCOUNT)		170,271,383.38		385,411,781.82	
19	FCMB - NEWMAP INTEREST ACCOUNT		1,225,501.20		4,089,326.40	
20	FCMB - NEWMAP DRAW DOWN ACCOUNT		4,081,912.60		7,133,887.80	
21	FCMB - ANRIN IDA ACCOUNT				18,070,000.00	
22	FCMB - ANRIN IDA PROJECT ACCOUNT		3,879,685.43		3,600,072.00	
23	FCMB - ANRIN DRAW DOWN ACCOUNT				18,024,432.50	
24	CENTRAL BANK - Saving One-Million Life		748,741,051.05		1,819,417,016.75	
25	FIDELITY BANK - Saving One-Million Life		33,174,580.00		-	
26	FCMB - NSHIP DLI Dollar Account		23,954,277.60		23,936,158.80	
27	FCMB - NSHIP Account				402,521.65	
28	FIDELITY BANK - CSDP - IDA		70,810,056.47		97,678,712.63	
29	CSDP GCC Project Account		104,063,014.42		-	
30	Fidelity Bank - NSHIP Project IDA Account				2,056,391,391.60	
31	Fidelity Bank - NSHIP DRAW DOWN ACCOUNT				1,425,158.17	
32	Fidelity Bank - NSHIP INTEREST Account		18,720,000.00		20,322,583.20	

NOTES TO THE FINANCIAL STATEMENTS

FOR THE YEAR ENDED 31ST DECEMBER, 2020

		REF.	ACTUAL 2020		ACTUAL 2019	
15	PROJECTS & PROG. INTERVENTION FUNDS	NOTE	₦		₦	
33	BILL AND MILLENDIA GATE FOUNDATION (BMGF) NAIRA				402,714.65	
34	BILL AND MILLENDIA GATE FOUNDATION (BMGF) DOLLAR		56,847,006.00		101,504,469.60	
35	Isa Mustapha Agwai Polytechnic, Lafia		1,071,839.37		22,869,456.30	
36	Isa Mustapha Agwai Polytechnic, Lafia		800,738.72		1,877,810.52	
37	Isa Mustapha Agwai Polytechnic, Lafia		620,155.98		529,892,311.69	
38	Isa Mustapha Agwai Polytechnic, Lafia		33,462,152.96		1,282,927.60	
39	Isa Mustapha Agwai Polytechnic, Lafia		310,906,193.69		889,150.03	
40	College of Agriculture, Lafia		3,288,032.09		3,909,963.79	
41	College of Agriculture, Lafia		452,401.62		8,497,825.61	
42	College of Agriculture, Lafia		894,612.48		6,817,139.00	
43	College of Agriculture, Lafia		10,145,610.33		650,301.07	
44	College of Education, Akwanga		10,223,155.70		73,327.53	
45	College of Education, Akwanga		1,604,651.82		1.00	
46	College of Education, Akwanga		13,066,686.14		46,109.42	
47	College of Education, Akwanga		2,124,535.05		20,386,034.13	
48	College of Education, Akwanga		2,199,992.00		1,516,848.77	
49	College of Education, Akwanga		251,525.82		363,700.55	
50	College of Education, Akwanga		1,704,029.67		16,365,508.21	
51	College of Education, Akwanga		1,658,866.19		2,986,874.72	
52	College of Education, Akwanga		39,820,957.45		940,259.45	
53	College of Education, Akwanga		56,055,394.81		356,970.95	
54	College of Education, Akwanga		360,454.55		145,061.97	
55	College of Education Akwanga				372,247.82	
56	College of Education Akwanga				2,543,621.18	
57	College of Education Akwanga				984,439.31	
58	College of Education Akwanga				18,460.62	
59	College of Education Akwanga				416,072.40	
60	College of Education Akwanga				82,343.82	
61	College of Education Akwanga				10,841,016.10	
62	College of Education Akwanga				755,000.00	
63	Nasarawa State University, Keffi		21,783,260.39		4,616,569.66	

NOTES TO THE FINANCIAL STATEMENTS

FOR THE YEAR ENDED 31ST DECEMBER, 2020

		REF.	ACTUAL 2020		ACTUAL 2019	
15	PROJECTS & PROG. INTERVENTION FUNDS	NOTE	₦		₦	
64	Nasarawa State University, Keffi		10,669,846.97		5,683,586.48	
65	Nasarawa State University, Keffi		78,091,966.09		7,785,347.47	
66	Nasarawa State University, Keffi		1,169,238.24		162,134,448.11	
	TOTAL PROJECTS/PROG. INTERVENTION FUNDS		**9,418,662,565.34**		**7,122,179,191.99**	
16	TREASURIES AND BANK BALANCES:					
1	Government House Administration		9,297,369.11		25,765,606.39	
2	Government House Administration		1,134,455.40		15,850,002.19	
3	Bureau for Public Procurement		2,649,667.25			
4	Deputy Governor's Office		12,211.50		1,118.83	
5	Deputy Governor's Office		2,230.08		309.37	
4	State Boundary Commission		20,750.82		7,071.82	
5	State emergency Management Agency		142,211.50		72,751.50	
6	Office of the Secretary to the State Governemnt		1,463,330.97		14,009.37	
7	Office of the Secretary to the State Governemnt		266,653,769.66		361,601.21	
8	Office of the Secretary to the State Governemnt		13,437.68			
9	Nasarawa State AIDS Control Agency (NASACA)		5,744,805.34		5,914,945.99	
10	Nasarawa State Pension Bureau		19,711.54		20,363.96	
11	Nasarawa State Pension Bureau				67,632,086.00	
12	Nasarawa State Pension Bureau				2,963,663.29	
13	Muslim Pilgrims Welfare Board		15,524.08		144,718.46	
14	Christian Pilgrims Welfare Board		3,925,639.21		5,130,432.71	
15	Nasarawa State House of Assembly		192,267.17		187,407.09	
16	Nasarawa State House of Assembly		11,091.50		11,560.00	
17	Nasarawa State House of Assembly		30,475,765.32		21,706,736.72	
18	N/State House of Assembly Service Commission				9,467.37	
19	Ministry of Information, Culture and Tourism		3,547,564.93		1,117.93	
20	Nasarawa State Broadcasting Service		5,158,907.25		96,595.25	
21	Nasarawa State Broadcasting Service				62,563.43	
22	Nasarawa State Broadcasting Service				51,433.20	
23	Nasarawa State Broadcasting Service				571,950.69	
24	Nasarawa State Broadcasting Service				62,754.94	

NOTES TO THE FINANCIAL STATEMENTS

FOR THE YEAR ENDED 31ST DECEMBER, 2020

		REF.	ACTUAL 2020		ACTUAL 2019	
16	TREASURIES AND BANK BALANCES:	NOTE	₦		₦	
25	Office of the Head of Service		4,880.94		20,377.54	
26	Office of the Stata Auditor - General		9,903.83		11,082.76	
27	Office of the Auditor - General for Local Government		2,088.25		2,782.50	
28	Office of the Auditor - General for Local Government		9.25		3,381.00	
29	Local Government Service Commission		12,934.34		285,164.58	
30	Civil Service Commission		26,047.59		199,252.12	
31	Nasarawa State Independent Electoral Commission		9,640.25		913.06	
32	Nasarawa State Independent Electoral Commission		913.06		2,925.00	
33	Ministry of Agriculture		268,326.95		1,138,752.72	
34	N/State Agricultural Development Prog. (NADP)				11,329.21	
35	N/State Agricultural Development Prog. (NADP)				10,915.16	
36	N/State Agricultural Development Prog. (NADP)				528,710.64	
37	Ministry of Finance, Budget & Planning		3,406.34		1,007,600.00	
38	Ministry of Finance, Budget & Planning		21,585.53		7,497.03	
39	Ministry of Finance, Budget & Planning		44,615.59		78,776.27	
40	Office of the Accountant-General		1,242,269.77		1,926,370.12	
41	Board of Internal Revenue Service		217,483.13		1,337,082.63	
42	Board of Internal Revenue Service		2,003,200.69		1,782,424.95	
43	Board of Internal Revenue Service		1,280,343.81		993,306.90	
44	Board of Internal Revenue Service		132,710.31		1,479.47	
45	Board of Internal Revenue Service		24,270,415.33		15,572,758.06	
46	Board of Internal Revenue Service		147,327.49		1,750,629.36	
47	Board of Internal Revenue Service		2,519,779.69		92,648.48	
48	Board of Internal Revenue Service		231,850.00		387,958.16	
49	Board of Internal Revenue Service		83,217,501.39		35,849.15	
50	Board of Internal Revenue Service		6,696,933.23		947,094.42	
51	Board of Internal Revenue Service		4,768,986.01		127,650.00	
52	Board of Internal Revenue Service		947,190.42		52,072,307.74	
53	Board of Internal Revenue Service		95,715.55		2,003,285.48	
54	Board of Internal Revenue Service		12,621,440.94		97,287,740.84	
55	Board of Internal Revenue Service		626,467.60		626,467.60	
56	Board of Internal Revenue Service		1,886,587.12		231,850.00	

NOTES TO THE FINANCIAL STATEMENTS

FOR THE YEAR ENDED 31ST DECEMBER, 2020

		REF.	ACTUAL 2020		ACTUAL 2019	
16	TREASURIES AND BANK BALANCES:	NOTE	₦		₦	
57	Board of Internal Revenue Service		3,997,513.75		178,433.15	
58	Board of Internal Revenue Service		1,479.47		95,715.55	
59	Board of Internal Revenue Service		9,596,275.80		5,794,933.97	
60	Board of Internal Revenue Service				15,788,208.85	
62	Board of Internal Revenue Service				68,285,812.41	
63	Board of Internal Revenue Service				37.42	
64	Board of Internal Revenue Service				206,744.94	
65	Ministry of Commerce, Industry & Cooperatives		2,996.50		450,028.91	
66	Ministry of Commerce, Industry & Cooperatives		969,647.53		813,311.54	
67	Nasarawa State Market Management Bureau		3,053.19		7,761.19	
68	Ministry of Works, Housing & Transport				7,327,388.43	
69	Nasarawa Electricity Power Agency (NaEPA)		10,380.19		11,906.50	
70	Nasarawa Electricity Power Agency (NaEPA)				15,035.69	
71	Ministry of Water Resources & Rural Development		1,897,243.36		-	
72	Nasarawa State Water Board				21,344.98	
73	Nasarawa State Water Board				54,523.69	
74	Nasarawa State Water Board				1,837.38	
75	Nasarawa State Water Board				14,395.83	
76	Nasarawa State Water Board				2,829.52	
77	Nasarawa State Water Board				22,718.76	
78	Nasarawa State Water Board				5,637.84	
79	Nasarawa State Water Board				1,076.55	
80	Nasarawa State Water Board				97.44	
81	Nasarawa State Water Board				1,952.16	
82	Nasarawa State Water Board				5,039.59	
83	Ministry of Housing & Urban Development				10,025.91	
84	Nasarawa Urban Development Board		25,903.92		529,090.91	
85	Ministry of Lands and Town Planning		5,000,069.93		35,941,396.11	
86	Ministry of Lands and Town Planning		27,748,675.51		1,084.93	
87	Nasarawa Geographic Information Services (NAGIS)		4,997,360.30		2,950,965.50	
88	Judicial Service Commission		3,558.93		3,460.98	
89	Ministry of Justice		26,936,810.40		6,868,743.14	

NOTES TO THE FINANCIAL STATEMENTS

FOR THE YEAR ENDED 31ST DECEMBER, 2020

		REF.	ACTUAL 2020		ACTUAL 2019	
		NOTE	₦		₦	
16	**TREASURIES AND BANK BALANCES:**					
124	Hospitals Management Board		2,051,742.00		10,354,056.00	
125	Hospitals Management Board		6,085,201.11		4,991,202.86	
126	Hospitals Management Board		5,140,368.50		2,995,907.50	
127	Hospitals Management Board		1,753,572.58		2,737,097.02	
128	Hospitals Management Board		1,335,660.32		1,303,848.85	
129	Hospitals Management Board		2,106,309.99		2,766,819.98	
130	Hospitals Management Board		1,923,538.72		2,919,190.45	
131	Hospitals Management Board		13,858,608.19		1,865,129.01	
132	Hospitals Management Board		2,414,688.95		3,252,213.68	
133	Hospitals Management Board		2,903,398.34		2,109,068.74	
134	Hospitals Management Board		1,576.08		5,654,939.28	
135	Hospitals Management Board		2,797,437.72		1,870,758.41	
136	Hospitals Management Board		1,870,908.89		2,490,002.85	
137	Hospitals Management Board		2,043,926.98		2,422,149.82	
138	Hospitals Management Board		1,893,285.41		3,034,155.58	
139	Hospitals Management Board		3,713,460.85		1,090,810.32	
140	Hospitals Management Board		2,369,263.32		854.58	
141	School of Nursing & Midwifery		6,027.31		355,100.00	
142	School of Health Technology		7,529.82		202.39	
143	Ministry of Environment & Solid Minerals		28,386,126.39		7,546,842.14	
144	Environmental Protection Agency		1,756.84		3,134.17	
145	Nasarawa State Waste Management Bureau		102,408.98		399,547.48	
146	Nasarawa State Waste Management Bureau		45,752.65		46,012.65	
147	Health Insurance Agency		48,112.32			
148	Health Insurance Agency		40,742,677.38			
149	Ministry of Local Government & Chieftancy Affairs		23,511.36		23,511.36	
150	Sub-Treasury Lafia		325,723,253.38		110,243,981.80	
151	ACCESS BANK - NSG VAT Account		8,497,692.52		408,509,721.29	
152	FIDELITY BANK - NSG VAT Account		12,312,318.28		17,013,589.28	
153	FIDELITY BANK - Nasarawa State CRF Account		307,442,414.69		312,498,827.94	
154	Zenith BANK 1 - Nasarawa State CRF Account		2,499,179,411.30			
155	Zenith BANK 2 - Nasarawa State CRF Account		307,383.40			

NOTES TO THE FINANCIAL STATEMENTS

FOR THE YEAR ENDED 31ST DECEMBER, 2020

		REF.	ACTUAL 2020		ACTUAL 2019	
16	TREASURIES AND BANK BALANCES:	NOTE	₦		₦	
90	Ministry of Justice		26,936,810.40		8,744,877.25	
91	High Court of Justice		310,425.65		-	
92	Customary Court of Appeal		4,000.00		8,164.43	
93	Sharia Court of Appeal		1,282.52		14,707.76	
94	Ministry of Youth & Sport Development		884.55		503,918.29	
95	Ministry of Youth & Sport Development		8,000,882.12		3,649.50	
96	Ministry of Youth & Sport Development		5,365.71		15,156.50	
99	Ministry of Youth & Sport Development		669.50			
100	Ministry of Women Affairs & Social Development		4,452,167.00		13,271.02	
101	Ministry of Women Affairs & Social Development		10,500.64		8,484.14	
102	Nasarawa State Liaison Office		18,117.40			
103	Nasarawa State Rehabilatation Board		1,001,407.37		2,383,955.87	
104	Ministry of Education		5,093,435.36		13,551,023.61	
105	Ministry of Education		15,140.10		1,203,614.50	
106	Ministry of Education (Special School Lafia)				3,091,006.80	
107	Nasarawa State Universal Basic Education Board		(867.90)		1,608,683.31	
108	Nasarawa State UBE Matching Grant A/C - Keystone		421,206,472.68		4,607,031.34	
109	Nasarawa State Bureau for ICT (Library Board)		2,562.15		1,969.90	
110	Teachers' Service Commission		4,375.40		6,427.40	
111	Ministry of Special Education, Science & Technology				13,733.20	
112	Bureau for Science & Tech. Education (Rel. Tech. Board)		3,483.33		240.38	
113	Bureau for Science & Tech. Education (Rel. Tech. Board)				172.34	
114	Nasarawa State Scholarship Board		1,312.08		2,028.33	
115	Ministry of Health		20,000,034.22		6,964,810.22	
116	Primary Healthcare Development Agency		8,422,152.66		12,578,231.32	
117	Dalhatu Araf Specialist Hospital		1,192,795.65		7,722,451.56	
118	Dalhatu Araf Specialist Hospital		590,757.55		1,052,997.15	
119	Dalhatu Araf Specialist Hospital		1,974,341.19		2,771,319.70	
120	Dalhatu Araf Specialist Hospital		4,338,417.27		4,098,088.54	
121	Dalhatu Araf Specialist Hospital		9,748,425.18		2,101,235.76	
122	Dalhatu Araf Specialist Hospital		1,302,865.20		815.44	
123	Dalhatu Araf Specialist Hospital		1,304,822.51		2,349,686.92	

NOTES TO THE FINANCIAL STATEMENTS

FOR THE YEAR ENDED 31ST DECEMBER, 2020

		REF.	ACTUAL 2020		ACTUAL 2019	
16	TREASURIES AND BANK BALANCES:	NOTE	₦		₦	
156	ECO BANK - Sales of Assets Proceed Account		270,309.10		270,309.10	
157	ECO BANK - Nasarawa State Refund Account		32,000,802.94		32,000,802.94	
158	DIAMOND BANK - Land Revenue Account I		9,131,787.95		126,889,240.05	
159	DIAMOND BANK - Land Revenue Account II		8,183,100.82		14,459,047.82	
160	DIAMOND BANK - Rent Deduction Account				1,788,715.95	
161	ACCESS BANK - RENT DEDUCTION ACCOUNT		183,537.98		38,938,613.06	
162	DIAMOND BANK - Badakoshi Agric. Loan Rept Account		13,457,021.50		7,947,021.50	
163	FIDELITY BANK - Flood Fund Account		9,470,794.68		9,470,794.68	
164	FIDELITY BANK - NSG Bond Proceed Account 1		6,626,112.31		6,626,112.31	
165	FIDELITY BANK - NSG Bond Proceed Account 2		17,772,790.88		4,000,203,099.93	
166	DIAMOND BANK - Paris Club Refund Account		1,520,724.67		1,325,087.28	
167	FIDELITY BANK - Paris Club Refund Account		2,296,849.81		2,296,849.81	
168	ZENITH BANK - NUDB Dedicated Account		1,646,580.80		5,618,244.80	
169	FIDELITY BANK - Reserve Account		1,143,396.96		24,566,322.56	
170	FCMB - Reserve Account		13,334,991.70			
171	Pollaris Bank - Sustainability Account		725,270,471.47			
172	ZENITH BANK - Nasarawa State CRF Account				58,319,620.35	
173	ACCESS BANK - Infrastructural Dev. Account		560.56		32,610,501.60	
174	ACCESS BANK - Budget Support Facility Account				105,304.22	
175	UNITY BANK - Staff Loan Account		2,975,489.78		2,923,864.26	
176	ZENITH BANK - NSHA Motor Vehicle Recovery Account		22,608,053.80		1,476.85	
177	DIAMOND BANK - Motor Vehicle Repayment Account		78,914,955.85		54,622,787.39	
178	STANBIC - Special Project Account				8,060,742.37	
179	UBA - Dedicated Recovery Account		3,696,055.82			
180	Access Bank - Covid-19 Support Account		473,257.75			
181	UBA - Covid-19 Support Account		1,571,819.99			
182	UBA - CRF (Dollar Account)		38,677,716.00		74,819,188.80	
183	FBN - FERTILIZER PROCEED ACCOUNT		22,794,419.50		22,794,852.50	
188	FIDELITY - DIRECT LABOUR ACCOUNT		682,957.21		682,957.21	
	Total		5,362,719,155.38		5,983,800,155.68	

NOTES TO THE FINANCIAL STATEMENTS

FOR THE YEAR ENDED 31ST DECEMBER, 2020

		REF.	ACTUAL 2020		ACTUAL 2019	
		NOTE	₦		₦	
17	**INVESTMENTS AND OTHER ASSETS:**					
i.	Nigeria Delta PHC Ltd - Ord. Shares N1 each		10,503,569.00		10,503,569.00	
ii.	Nig. Sovereign Inv. Authority - NSSG USD5,355,681.88 @ N155/1USD		830,130,691.40		830,130,691.40	
			-		-	
	Total		**840,634,260.40**		**840,634,260.40**	
18	**INTERNAL LOANS OUTSTANDING:**					
i	5BN - Security and Exchange Bond		547,894,753.82		1,531,675,490.78	
ii.	5BN - State Bond 2		4,284,999,228.13		5,000,000,000.00	
iii.	3.9BN - Salary Bailout - Fidelity Bank Plc		3,542,767,668.38		3,570,090,435.28	
iv.	10BN - Infrastructural Dev. Loan - Access Bank Plc		9,117,333,801.73		9,181,151,921.91	
v.	Budget Support Facility		17,510,329,634.58		17,539,993,592.90	
			-		-	
	Total		**35,003,325,086.64**		**36,822,911,440.87**	
19	**EXTERNAL LOANS OUTSTANDING:**	7 F				
	EXCHANGE RATE USED		**N380 : 1USD**		**N305 : 1USD**	
			₦		₦	
i.	N/State - Plateau State Water Project (CHF)		91,891,497.40		73,695,423.70	
ii.	N/State - Plateau State Water Project (USD)		354,684,198.60		298,236,963.55	
iii.	N/State - Plateau State Water Proj. - (EUR) -ADF		88,399,935.80		71,338,231.20	
iv.	N/State Health System Dev. Project I - (IDA)		474,694,822.00		381,867,124.80	
v.	N/State Comm. Based Urban Dev. Project - (IDA)		5,286,919,081.00		4,219,286,417.80	
vi.	Nasarawa State HIV/AIDS Programme - (IDA)		1,623,413,230.40		1,291,999,803.65	
vii.	N/State Community & Social Dv. Project - (IDA)		1,651,114,660.40		1,329,579,433.15	
viii.	Nasarawa State Third Fadama Projetcs - (IDA)		2,230,640,166.00		1,786,088,799.25	
ix.	N/State Health System Dev. Project II - (IDA)		1,232,999,463.40		979,651,039.10	
x.	N/State Health Investment Project - (IDA)		9,229,626,906.80		7,254,793,623.00	
			-		-	
	TOTAL EXTERNAL LOANS		**22,264,383,961.80**		**17,686,536,859.20**	

SECTION B

H.E. Engr. Abdullahi A. Sule receives in Audience, New Commandant NSCDC Abbas Bappa Mohammed

H.E. Engr. Abdullahi A. Sule Inspects Secondary School across the State.



H.E. Engr. Abdullahi A. Sule commissioned 15.5 Kilometre Sisinbaki Kwarra Road Wamba LGA

H.E. Engr. Abdullahi A. Sule commissioned 15.5 Kilometre Sisinbaki Kwarra Road Wamba LGA

H.E. Engr. Abdullahi A. Sule commissioning the recent completed Lafia City Mall

Inside view of the Lafia City Mall



H.E. Engr. Abdullahi A. Sule Inspecting one of the site of Nasarawa Agricultural Development Programme

The Nasarawa Agricultural Development Programme

REFERENCE (SUPPLEMENTARY)
NOTES TO THE FINANCIAL STATEMENTS
FOR THE YEAR ENDED 31ST DECEMBER, 2020

		YEAR 2020													
Ref.	MONTH	1(a)	1(b)	1c	1(d)	1e	1(f)	1g	1h	1(i)	1(j)	1(k)	1(l)	1(m)	
Note		Net	Deduction	Refund	Share of	Paris Club	Exchange	Special	Refund of	Dist. From	Dist. From Solid	Share of Excess	Dist. From Non-oil	FGN	Total
		Receipts	At Source	From NNPC	Forex Equa.	Refund	Gain	Allocaion	Excess Chrgs	Stabilization A/C	Minerals Revenue	Oil Revenue	Revenue	Intervention	Receipts
		₦	₦	₦	₦	₦	₦	₦	₦	₦	₦	₦	₦	₦	₦
1	JANUARY	2,809,788,562.87	537,455,476.09				6,823,319.90								3,354,067,358.86
	FEBRUARY	2,464,360,626.42	537,455,476.09				5,991,902.14		4,282,746.50				105,905,997.53		3,012,090,751.15
	MARCH	2,110,670,617.66	540,304,322.15		85,923,958.56		4,323,763.93								2,741,222,662.30
	APRIL	2,422,789,555.61	263,433,026.13				367,345,245.21								3,053,567,826.95
	MAY	1,831,432,201.06	263,433,026.13				155,767,065.52		7,291,542.71		79,937,177.58	675,574,735.14			3,013,435,748.14
	JUNE	2,099,711,412.29	263,433,026.13				162,758,548.20		6,588,207.67						2,532,491,194.29
	JULY	2,218,921,291.85	263,433,026.13				253,805,998.59		324,904,888.73						3,061,065,205.30
	AUGUST	2,878,156,446.76	263,433,026.13												3,141,589,472.89
	SEPTEMBER	2,832,076,091.56	275,705,888.40												3,107,781,979.96
	OCTOBER	1,711,841,255.51	275,705,888.40		223,544,794.06								292,414,399.86	407,040,844.60	2,910,547,182.43
	NOVEMBER	1,774,315,973.93	275,705,888.40		41,794,138.32				6,506,752.80	129,961,955.49				407,040,844.60	2,635,325,553.54
	DECEMBER	2,171,094,668.11	174,068,028.18	-	44,477,932.51	-	-	-	-	-	-	-	-	-	2,389,640,628.80
	TOTAL	27,325,158,703.63	3,933,566,098.36	-	395,740,823.45	-	956,815,843.49	-	349,574,138.41	129,961,955.49	79,937,177.58	675,574,735.14	398,320,397.39	814,081,689.20	35,058,731,562.14

1b	BREAKDOWN OF DEDUCTIONS AT SOURCE - YEAR 2020							
	MONTH	Foreign	5BN Security &	5BN State	10BN Infrast.	Salary	Budget Support	Total
		Loans	Exchange Bond	Bond	Dev. Loan	Bail-Out	Facility	
		₦	₦	₦	₦	₦	₦	₦
	JANUARY	34,223,647.02	101,637,860.22	124,722,672.83	89,972,595.59	34,331,521.02	152,567,179.41	537,455,476.09
	FEBRUARY	34,223,647.02	101,637,860.22	124,722,672.83	89,972,595.59	34,331,521.02	152,567,179.41	537,455,476.09
	MARCH	37,072,493.08	101,637,860.22	124,722,672.83	89,972,595.59	34,331,521.02	152,567,179.41	540,304,322.15
	APRIL	37,072,493.08	101,637,860.22	124,722,672.83				263,433,026.13
	MAY	37,072,493.08	101,637,860.22	124,722,672.83				263,433,026.13
	JUNE	37,072,493.08	101,637,860.22	124,722,672.83				263,433,026.13
	JULY	37,072,493.08	101,637,860.22	124,722,672.83				263,433,026.13
	AUGUST	37,072,493.08	101,637,860.22	124,722,672.83				263,433,026.13
	SEPTEMBER	49,345,355.35	101,637,860.22	124,722,672.83				275,705,888.40
	OCTOBER	49,345,355.35	101,637,860.22	124,722,672.83				275,705,888.40
	NOVEMBER	49,345,355.35	101,637,860.22	124,722,672.83				275,705,888.40
	DECEMBER	49,345,355.35		124,722,672.83	-	-	-	174,068,028.18
	TOTAL	488,263,673.92	1,118,016,462.42	1,496,672,073.96	269,917,786.77	102,994,563.06	457,701,538.23	- 3,933,566,098.36

		YEAR 2019									
Ref.	MONTH	1a	1b	1c	1d	1e	1f	1g	1h		
Note		Net	Deduction	Refund	Share of	Paris Club	Exchange	Special	Refund of	Total	
		Receipts	At Source	From NNPC	Forex Equa.	Refund	Gain	Allocaion	Excess Chrgs	Receipts	
		₦	₦	₦	₦	₦	₦	₦	₦	₦	
1	JANUARY	2,886,182,495.63	261,748,439.56				5,676,930.51			**3,153,607,865.70**	
	FEBRUARY	2,484,923,845.29	386,471,112.39			600,000,000.00	3,780,871.78		52,762,910.65	**3,527,938,740.11**	
	MARCH	2,344,807,122.77	381,744,391.72		249,744,538.07		4,895,560.20		26,100,493.41	**3,007,292,106.17**	
	APRIL	2,188,798,100.35	381,744,391.72	56,533,450.64	73,976,530.48		3,735,473.62	310,933,978.51		**3,015,721,925.32**	
	MAY	2,574,406,365.83	381,744,391.72			3,402,623,764.69	4,546,083.99			**6,363,320,606.23**	
	JUNE	2,926,998,996.99	381,744,391.72				6,667,955.81			**3,315,411,344.52**	
	JULY	3,236,179,149.20	381,744,391.72				5,991,830.55			**3,623,915,371.47**	
	AUGUST	3,143,201,255.17	381,744,391.72							**3,524,945,646.89**	
	SEPTEMBER	2,938,830,491.00	610,130,066.43				5,945,991.69		11,403,604.68	**3,566,310,153.80**	
	OCTOBER	2,916,169,432.65	537,455,476.09				5,449,405.34			**3,459,074,314.08**	
	NOVEMBER	2,868,530,780.25	537,455,476.09				6,416,335.47	57,682,032.19		**3,470,084,624.00**	
	DECEMBER	2,302,601,086.97	537,455,476.09	-	299,627,288.39	-	4,513,225.36	-	-	**3,144,197,076.81**	
	TOTAL	**32,811,629,122.10**	**5,161,182,396.97**	**56,533,450.64**	**623,348,356.94**	**4,002,623,764.69**	**57,619,664.32**	**368,616,010.70**	**90,267,008.74**	**43,171,819,775.10**	
1b	**BREAKDOWN OF DEDUCTIONS AT SOURCE**										
		YEAR 2019									
	MONTH	Foreign	Contractual	Salary	ECA	5BN	Budget	Total			
		Loans	Obligation	Bailout		State Bond	Support				
		₦	₦	₦	₦	₦	₦	₦			
	JANUARY	35,806,462.73	101,637,860.22	34,331,521.02	89,972,595.59			**261,748,439.56**			
	FEBRUARY	35,806,462.73	101,637,860.22	34,331,521.02	89,972,595.59	124,722,672.83		**386,471,112.39**			
	MARCH	31,079,742.06	101,637,860.22	34,331,521.02	89,972,595.59	124,722,672.83		**381,744,391.72**			
	APRIL	31,079,742.06	101,637,860.22	34,331,521.02	89,972,595.59	124,722,672.83		**381,744,391.72**			
	MAY	31,079,742.06	101,637,860.22	34,331,521.02	89,972,595.59	124,722,672.83		**381,744,391.72**			
	JUNE	31,079,742.06	101,637,860.22	34,331,521.02	89,972,595.59	124,722,672.83		**381,744,391.72**			
	JULY	31,079,742.06	101,637,860.22	34,331,521.02	89,972,595.59	124,722,672.83		**381,744,391.72**			
	AUGUST	31,079,742.06	101,637,860.22	34,331,521.02	89,972,595.59	124,722,672.83		**381,744,391.72**			
	SEPTEMBER	34,223,647.02	101,637,860.22	34,331,521.02	89,972,595.59	124,722,672.83	225,241,769.75	**610,130,066.43**			
	OCTOBER	34,223,647.02	101,637,860.22	34,331,521.02	89,972,595.59	124,722,672.83	152,567,179.41	**537,455,476.09**			
	NOVEMBER	34,223,647.02	101,637,860.22	34,331,521.02	89,972,595.59	124,722,672.83	152,567,179.41	**537,455,476.09**			
	DECEMBER	34,223,647.02	101,637,860.22	34,331,521.02	89,972,595.59	124,722,672.83	152,567,179.41	**537,455,476.09**			
	TOTAL	**394,985,965.90**	**1,219,654,322.64**	**411,978,252.24**	**1,079,671,147.08**	**1,371,949,401.13**	**682,943,307.98**	**5,161,182,396.97**			

REFERENCE (SUPPLEMENTARY)

NOTES TO THE FINANCIAL STATEMENTS

FOR THE YEAR ENDED 31ST DECEMBER, 2020

2a	DETAILS OF GOVERNMENT SHARE OF VALUE ADDED TAX (VAT)			
	MONTH	GROSS RECEIPTS		
		YEAR 2020		YEAR 2019
		₦		₦
	JANUARY	962,166,967.11		907,967,083.32
	FEBRUARY	886,194,495.39		942,863,322.08
	MARCH	832,477,776.18		836,105,904.95
	APRIL	1,052,472,797.90		820,013,457.28
	MAY	806,845,274.97		838,925,319.75
	JUNE	893,882,860.27		983,601,042.03
	JULY	1,089,559,279.74		954,546,517.31
	AUGUST	1,119,512,349.58		816,805,681.73
	SEPTEMBER	1,282,560,725.13		763,767,083.58
	OCTOBER	1,205,516,189.13		810,145,217.32
	NOVEMBER	1,066,292,948.50		912,134,085.08
	DECEMBER	1,335,662,302.66		784,557,969.72
	TOTAL	**12,533,143,966.56**		**10,371,432,684.15**

CAPITAL EXPENDITURE

ADMIN CODE	MDA	ECONOMIC CODE	DESCRIPTION	2019 ACTUAL EXPENDITURE	2020 ACTUAL EXPENDITURE	2020 APPROVED AMENDED BUDGET	SUPPLEMENTARY BUDGET 2020	2020 REVISED/ FINAL BUDGET	%TAGE ACHIEVED	VARIANCE
				₦	₦	₦	₦	₦	₦	₦
REF. NOTE 3	I. ADMINISTRATIVE SECTOR									
011100100200	Deputy Governo's Office	23010101	Purchase of Equipment for Human Capital Dev. Unit				2,000,000	2,000,000		2,000,000
011100100200	Deputy Governo's Office	23010102	Purchase of Equipment/Items for Office of the Comm. S/Duties				10,000,000	10,000,000		10,000,000
			Sub-Total				12,000,000	12,000,000		12,000,000
011100300100	State Boundary Commission	23010101	Purchase of GPS Equipment			5,000,000		5,000,000		5,000,000
011100300100	State Boundary Commission	23010102	Purchase of Boundary Topo Map			3,000,000		3,000,000		3,000,000
011100300100	State Boundary Commission	23010103	Purchase of Hilux Vehicle			15,000,000		15,000,000		15,000,000
011100300100	State Boundary Commission	23010104	Purchase of Computers			2,000,000		2,000,000		2,000,000
			Sub-Total			25,000,000.00		25,000,000		25,000,000
011100500100	Office of the SSA to the Gov on SDGs	23010101	Purchase of Computers		410,000.00	1,000,000		1,000,000	41.00	590,000
011100500100	Office of the SSA to the Gov on SDGs	23010102	Purchase & Supply of Basic Clinical Equip. & Hospital Consumables			40,000,000		40,000,000		40,000,000
011100500100	Office of the SSA to the Gov on SDGs	23010103	Purchase of Furniture to 50 Primary Schools			40,000,000		40,000,000		40,000,000
011100500100	Office of the SSA to the Gov on SDGs	23020103	Provision of Solar Lightning at 25 Boarding Schools & 25 PH	37,507,794	19,281,410.87	20,000,000		20,000,000	96.41	718,589
011100500100	Office of the SSA to the Gov on SDGs	23020105	Reticulation & Replacement of Gen Set for Daddere Water Scheme			5,000,000		5,000,000		5,000,000
011100500100	Office of the SSA to the Gov on SDGs	23020105	Reticulation Nasarawa Eggon Small Water Scheme			5,000,000		5,000,000		5,000,000
011100500100	Office of the SSA to the Gov on SDGs	23020105	Reticulation Toto Eggon Small Water Scheme			5,000,000		5,000,000		5,000,000
011100500100	Office of the SSA to the Gov on SDGs	23020105	Monitoring & Evaluation of Capital Projects	29,818,050	603,532.56	10,000,000		10,000,000	6.04	9,396,467
011100500100	Office of the SSA to the Gov on SDGs	23020105	Const of 40No. Stand Alone Solar Powered Borehole at Sch	58,226,186	14,160,881.86	15,000,000		15,000,000	94.41	839,118
011100500100	Office of the SSA to the Gov on SDGs	23020107	Construction of Classrooms at Primary Schools		71,561,835.38	70,000,000	25,000,000	95,000,000	75.33	23,438,165
011100500100	Office of the SSA to the Gov on SDGs	23020107	Construction of classrooms and at 13 Number Secondary Sc	101,859,785						
011100500100	Office of the SSA to the Gov on SDGs	23020107	Construction of classrooms and at 13 Number Secondary Sc	65,156,713	71,352,057.01	75,000,000		75,000,000	95.14	3,647,943
011100500100	Office of the SSA to the Gov on SDGs	23030103	Renovation of Classrooms at 13 Nos Secondary Schools	15,000,000	48,900,225.32	50,000,000		50,000,000	97.80	1,099,775
011100500100	Office of the SSA to the Gov on SDGs	23030104	Renovation & Upgrade of PHCs in 50 Wards of Nasarawa State			60,000,000		60,000,000		60,000,000
011100500100	Office of the SSA to the Gov on SDGs	23030107	Collaboration with Multilateral Organisations & Dev. Partners			300,000,000		300,000,000		300,000,000
			Sub-Total	307,568,529	226,269,943.00	696,000,000.00	25,000,000.00	721,000,000	31.38	494,730,057
011100800101	State Emergency Mgt Agency	23010102	Purchase of 1No. Ambulance			20,000,000		20,000,000		20,000,000
011100800101	State Emergency Mgt Agency	23010103	Purchase of 2nos Canoes & Paddle			2,000,000	3,000,000	5,000,000		5,000,000
011100800101	State Emergency Mgt Agency	23010105	Purchase of 5nos Water Resque Boots			2,000,000	3,000,000	5,000,000		5,000,000
011100800101	State Emergency Mgt Agency	23010106	Purchase of Relief Materials		32,105,000.00	60,000,000		60,000,000	53.51	27,895,000
011100800101	State Emergency Mgt Agency	23010107	Purchase of Control Room Equipment			5,000,000		5,000,000		5,000,000
			Sub-Total		32,105,000.00	89,000,000.00	6,000,000.00	95,000,000	33.79	62,895,000
011101300100	Office of the Sec. to the State Govt	23010105	Purchase of Vehicles for Public Officers	432,888,828	1,142,523,434.00	900,000,000	255,000,000	1,155,000,000	98.92	12,476,566
011101300100	Office of the Sec. to the State Govt	23010112	Furnishing of Special Advisers Offices			10,000,000		10,000,000		10,000,000
011101300100	Office of the Sec. to the State Govt	23020101	Completion of Banquet Hall		1,128,000,000.00	25,000,000	1,110,000,000	1,135,000,000	99.38	7,000,000
011101300100	Office of the Sec. to the State Govt	23020102	Upgrading of Governor's Lodge, Abuja			395,000,000		395,000,000		395,000,000
011101300100	Office of the Sec. to the State Govt	23020102	Expansion of Deputy Governor's Lodge, Abuja			20,000,000		20,000,000		20,000,000
011101300100	Office of the Sec. to the State Govt	23020118	Special Projects	864,628,459	1,516,666,588.67	520,000,000	1,000,000,000	1,520,000,000	99.78	3,333,411
011101300100	Office of the Sec. to the State Govt	23020118	Joint Special Projects (Rural Feeder Roads)			10,000,000		10,000,000		10,000,000
			Sub-Total	1,297,517,287	3,787,190,022.67	1,880,000,000.00	2,365,000,000.00	4,245,000,000	89.22	457,809,977

REFERENCE (SUPPLEMENTARY)
NOTES TO THE FINANCIAL STATEMENTS
FOR THE YEAR ENDED 31ST DECEMBER, 2020

ADMIN CODE	MDA	ECONOMIC CODE	DESCRIPTION	2019 ACTUAL EXPENDITURE	2020 ACTUAL EXPENDITURE	2020 APPROVED AMENDED BUDGET	SUPPLEMENTARY BUDGET 2020	2020 REVISED/ FINAL BUDGET	%TAGE ACHIEVED	VARIANCE
				₦	₦	₦	₦	₦	₦	₦
011103800100	Christian Pilgrims Welfare Board	23010105	Purchase of 1NO. Official Bus			15,000,000		15,000,000		15,000,000
011103800100	Christian Pilgrims Welfare Board	23010112	Furnishing of Office Complex			5,000,000		5,000,000		5,000,000
011103800100	Christian Pilgrims Welfare Board	23010125	Purchase of Library Books			1,000,000		1,000,000		1,000,000
			Sub-Total			21,000,000.00		21,000,000		21,000,000
011200300100	Nasarawa State House of Assembly	23010105	Purchase of Vehicles for House Members		293,348,900.00	170,000,000	200,000,000	370,000,000	79.28	76,651,100
011200300100	Nasarawa State House of Assembly	23010105	Purchase of 3Nos. Pool Vehicles (Hilux)			30,000,000		30,000,000		30,000,000
011200300100	Nasarawa State House of Assembly	23010105	Purchase of 6Nos Vehicles for Dept. & Clerk			18,000,000		18,000,000		18,000,000
011200300100	Nasarawa State House of Assembly	23010119	Purchase of 200KVA Generating Plant for Assembly Complex			10,000,000		10,000,000		10,000,000
011200300100	Nasarawa State House of Assembly	23010125	Purchase of Library Books			5,000,000		5,000,000		5,000,000
011200300100	Nasarawa State House of Assembly	23010141	Purchase of Communication Gadgets			3,000,000		3,000,000		3,000,000
			Sub-Total		293,348,900.00	236,000,000.00	200,000,000.00	436,000,000	67.28	142,651,100
012300100100	Min. of Information, Culture & Tourism	23010105	Procurement of ICT Equipment		9,976,464.80	11,000,000		11,000,000	90.70	1,023,535
012300100100	Min. of Information, Culture & Tourism	23010106	Purchase of Custumes		2,950,000.00	1,000,000	3,000,000	4,000,000	73.75	1,050,000
012300100100	Min. of Information, Culture & Tourism	23030101	Rehabilitation of Arewa House, Kaduna		5,209,200.00	6,000,000		6,000,000		790,800
012300100100	Min. of Information, Culture & Tourism	23030101	Renovation of Ministry's Office				3,000,000	3,000,000		3,000,000
			Sub-Total		18,135,664.80	18,000,000.00	6,000,000.00	24,000,000	75.57	5,864,335
012300300100	Nasarawa Broadcasting Service	23030101	Purchase of Office Furniture & Equipment		1,240,000.00		1,500,000	1,500,000	82.67	260,000
012500100100	Office of the Head of Civil Service	23010112	Purchase of Office Furniture & Equipment			2,000,000		2,000,000		2,000,000
012500100100	Office of the Head of Civil Service	23010113	Purchase of Computer/Laptops			1,200,000		1,200,000		1,200,000
012500100100	Office of the Head of Civil Service	23010142	Procurement of 100 Automated Time-check Machines			5,000,000		5,000,000		5,000,000
012500100100	Office of the Head of Civil Service	23020119	Computerization of Records of Service			10,000,000		10,000,000		10,000,000
			Sub-Total			18,200,000.00		18,200,000		18,200,000
014000100100	State Auditor General Office	23010103	Purchase of 10Nos Computers/Laptops		2,125,000.00		3,000,000	3,000,000	70.83	875,000
014000100100	State Auditor General Office	23010104	Purchase of Computer Printers		668,000.00		700,000	700,000	95.43	32,000
014000100100	State Auditor General Office	23010105	Purchase of Generating Set		250,000.00		250,000	250,000	100.00	
			Sub-Total		3,043,000.00		3,950,000.00	3,950,000	266.26	907,000
014100100100	Office of Auditor Gen. for Local Govt.	23010103	Purchase of 10Nos Computers/Laptops		1,000,000.00	2,000,000		2,000,000		1,000,000
014100100100	Office of Auditor Gen. for Local Govt.	23010104	Purchase of Computer Printers		420,000.00	1,500,000		1,500,000		1,080,000
014100100100	Office of Auditor Gen. for Local Govt.	23010105	Purchase of 1No. Photocopier		400,000.00	1,500,000		1,500,000		1,100,000
			Sub-Total		1,820,000.00	5,000,000.00		5,000,000		3,180,000
014600100100	Local Govt. Service Comm.	23020128	Computerization of Staff & Other Records							
014700100100	State Civil Service Commission	23010113	Purchase of Computer/Laptops			1,000,000		1,000,000		1,000,000
014700100100	State Civil Service Commission	23010113	Purchase of 100Kva Mikano Generator		8,215,000.00		8,500,000	8,500,000	96.65	285,000
014700100100	State Civil Service Commission	23030102	Extension of Office Complex			2,500,000		2,500,000		2,500,000
014700100100	State Civil Service Commission	23020128	Computerization of CSC/Internet Connectivity			5,000,000		5,000,000		5,000,000
			Sub-Total		8,215,000.00	8,500,000	8,500,000	17,000,000	97	8,785,000
			Total Capital Expenditure - Administrative Sector	1,605,085,816	4,371,367,530.47	2,991,700,000.00	2,627,950,000.00	5,619,650,000	77.79	1,250,102,470

ADMIN CODE	MDA	ECONOMIC CODE	DESCRIPTION	2019 ACTUAL EXPENDITURE	2020 ACTUAL EXPENDITURE	2020 APPROVED AMENDED BUDGET	SUPPLEMENTARY BUDGET 2020	2020 REVISED/ FINAL BUDGET	%TAGE ACHIEVED	VARIANCE
REF. NOTE 4	II. ECONOMIC SECTOR			₦	₦	₦	₦	₦	₦	₦
021500100100	Ministry of Agriculture	23010105	Purchase of 1No Hilux			15,000,000		15,000,000		15,000,000
021500100100	Ministry of Agriculture	23010103	Purchase of Office Furniture/Equipment			3,000,000		3,000,000		3,000,000
021500100100	Ministry of Agriculture	23010128	Compurization of Ministry/Internet Connectivity			5,000,000		5,000,000		5,000,000
021500100100	Ministry of Agriculture	23010113	Purchase of Computers			1,500,000		1,500,000		1,500,000
021500100100	Ministry of Agriculture	23010114	Purchase of Computer Printers			700,000		700,000		700,000
021500100100	Ministry of Agriculture	23010115	Purchase of Photocopier			250,000		250,000		250,000
021500100100	Ministry of Agriculture	23010143	Procuremnt of Buffer Grains & Chemicals/Covid-19 Pallatives		104,661,660.00	450,000,000		450,000,000	23.26	345,338,340
021500100100	Ministry of Agriculture	23010144	Purchase of Assorted Fertilizers (NPK, UREA, SSP)	74,670,600	124,918,500.00	250,000,000		250,000,000	49.97	125,081,500
021500100100	Ministry of Agriculture	23010151	Purchase of Agro-Chemicals/Fishing Inputs	650,000	65,500.00	202,000,000		202,000,000	0.03	201,934,500
021500100100	Ministry of Agriculture	23020113	Development/Fencing of Fish Farm & Construction of Hatch	497,700						
021500100100	Ministry of Agriculture	23020113	Construction of Verterinary Hospital at Lafia	40,294,767						
021500100100	Ministry of Agriculture	23020132	Federal-State Collaborative Programme	11,136,000	15,898,300.00	70,000,000		70,000,000	22.71	54,101,700
021500100100	Ministry of Agriculture	23020132	Federal-State Collaborative Programme		227,698,643.80	250,000,000		250,000,000		22,301,356
021500100100	Ministry of Agriculture	23020132	Agricultural Anchor Scheme		2,381,700.00	70,000,000		70,000,000	3.40	67,618,300
021500100100	Ministry of Agriculture	23030104	Rehabilitation & Maintenance of 601 Boreholes in the State		20,316,000.00	20,000,000	10,000,000	30,000,000	67.72	9,684,000
			Sub-Total	127,249,067	495,940,303.80	1,337,450,000.00	10,000,000.00	1,347,450,000	36.81	851,509,696
021502100100	College of Agriculture, Science & Tech.	23010105	Purchase of 1No. 30 Seater Bus			25,000,000		25,000,000		25,000,000
021502100100	College of Agriculture, Science & Tech.	23010105	Purchase of 1No. Tractor for Teaching Purposes			26,000,000		26,000,000		26,000,000
021502100100	College of Agriculture, Science & Tech.	23010145	Purchase of Engineering & Other Science Equipment			5,000,000		5,000,000		5,000,000
021502100100	College of Agriculture, Science & Tech.	23010119	Purchase of 2No. 27KVA Generators for Admin. & Library			2,500,000		2,500,000		2,500,000
			Sub-Total			58,500,000		58,500,000		58,500,000
021510200100	Nasarawa Agricultural Dev. Proj (NADP	23010127	Purchase of 1No. Tractors & Implements			25,000,000		25,000,000		25,000,000
021510200100	Nasarawa Agricultural Dev. Proj (NADP	23010128	Purchase of 1No. D7 Cat			15,000,000		15,000,000		15,000,000
021510200100	Nasarawa Agricultural Dev. Proj (NADP	23010151	Purchase of Farm Agro-Chemical/Herbicides			8,000,000		8,000,000		8,000,000
			Sub-Total			48,000,000		48,000,000		48,000,000
022000100100	Min. of Finance & Economic Planning	23010105	Purchase of 2Nos Project Vehicles			30,000,000		30,000,000		30,000,000
022000100100	Min. of Finance & Economic Planning	23010112	Purchase of Furniture							
022000100100	Min. of Finance & Economic Planning	23010112	Furnishing of MOF Complex		415,000	15,000,000		15,000,000	2.77	14,585,000
022000100100	Min. of Finance & Economic Planning	23010142	Purchase of Computer Systems/M & E Equipment		803,000	5,000,000		5,000,000		4,197,000
022000100100	Min. of Finance & Economic Planning	23020102	Public-Private Partnership (PPP) Preparation			100,000,000		100,000,000		100,000,000
022000100100	Min. of Finance & Economic Planning	23020128	Computerization of Financial Management System			100,000,000		100,000,000		100,000,000
022000100100	Min. of Finance & Economic Planning	23030121	Renovation of Office Complex		3,942,970	20,000,000		20,000,000	19.71	16,057,030
022000100100	Min. of Finance & Economic Planning	22040134	UNICEF Collaborative Projects Intervention			74,000,000		74,000,000		74,000,000
022000100100	Min. of Finance & Economic Planning	22040134	Community & Social Dev. Agency (CSDA)			100,000,000		100,000,000		100,000,000
022000100100	Min. of Finance & Economic Planning	22040134	NEWMAP Programme			361,000,000		361,000,000		361,000,000
022000100100	Min. of Finance & Economic Planning	22040134	REDD+ Programme			150,000,000		150,000,000		150,000,000
022000100100	Min. of Finance & Economic Planning	22040134	National Social Investment Programmes			100,000,000		100,000,000		100,000,000
			Sub-Total		5,160,970.00	1,055,000,000		1,055,000,000	0.49	1,049,839,030
022000700100	Office of the Accountant-General	23010142	Purchase of 5Nos Safes			1,000,000		1,000,000		1,000,000
022000700100	Office of the Accountant-General		Construction of Vouchers Store							
022000700100	Office of the Accountant-General	23020128	Computerization of Financial Management System			50,000,000		50,000,000		50,000,000
			Sub-Total			51,000,000		51,000,000		51,000,000

REFERENCE (SUPPLEMENTARY)
NOTES TO THE FINANCIAL STATEMENTS
FOR THE YEAR ENDED 31ST DECEMBER, 2020

ADMIN CODE	MDA	ECONOMIC CODE	DESCRIPTION	2019 ACTUAL EXPENDITURE	2020 ACTUAL EXPENDITURE	2020 APPROVED AMENDED BUDGET	SUPPLEMENTARY BUDGET 2020	2020 REVISED/ FINAL BUDGET	%TAGE ACHIEVED	VARIANCE
				₦	₦	₦	₦	₦	₦	₦
022000800100	Board of Internal Revenue Service	23010105	Purchase of Motor Vehicles for Headquarters			15,000,000		15,000,000		15,000,000
022000800100	Board of Internal Revenue Service	23010112	Furnishing of Office Headquarters			10,000,000		10,000,000		10,000,000
022000800100	Board of Internal Revenue Service	23010113	Purchase of Computers/Accessories/Printers			10,000,000		10,000,000		10,000,000
022000800100	Board of Internal Revenue Service	23010112	Furnishing of Akwanga Zonal Office with ENDL Operation	975,000						
022000800100	Board of Internal Revenue Service	23010112	Purchase of 7Nos Mikano Generators			14,000,000		14,000,000		14,000,000
022000800100	Board of Internal Revenue Service	23020128	Computerization of NIRS (Covering its entire Operation)	11,184,869		15,000,000		15,000,000		15,000,000
022000800100	Board of Internal Revenue Service	23020101	Construction of 7 Zonal Offices			17,500,000		17,500,000		17,500,000
			Sub-Total	12,159,869		81,500,000		81,500,000		81,500,000
022200100100	Min. of Commerce, Industry & Coop.	23020124	Construction of Market at Nasarawa Eggon			350,000,000		350,000,000		350,000,000
022200100100	Min. of Commerce, Industry & Coop.	23020124	Construction of Keffi Neighbourhood Market/Square		222,242,274.99	1,000,000,000		1,000,000,000	22.22	777,757,725
022200100100	Min. of Commerce, Industry & Coop.	23020124	Construction of New Lafia Ultra-Modern Market	10,797,244						
022200100100	Min. of Commerce, Industry & Coop.	23020124	Construction of Akwanga Modern Market	93,608,431						
022200100100	Min. of Commerce, Industry & Coop.	23020124	Development/Completion of Karu International Market	669,000						
022200100100	Min. of Commerce, Industry & Coop.	23020124	Construction of Neighbourhood Market, Lafia	30,928,620						
022200100100	Min. of Commerce, Industry & Coop.	23020124	Construction of Cold Room in Neighbourhood Market, Lafia		15,842,125.48	17,000,000		17,000,000	93.19	1,157,875
022200100100	Min. of Commerce, Industry & Coop.	23020131	Industrial Development	13,792,350	3,100,500.00	100,000,000		100,000,000	3.10	96,899,500
022200100100	Min. of Commerce, Industry & Coop.	23030121	Renovation of Ministry's Office Complex	3,528,700						
			Sub-Total	153,324,345	241,184,900.47	1,467,000,000		1,467,000,000	16.44	1,225,815,100
022900100100	Min. of Works, Housing & Transport	23010105	Purchase of Fire Fighting Vehicles	3,798,500	1,604,000.00		9,000,000	9,000,000	17.82	7,396,000
022900100100	Min. of Works, Housing & Transport	23010106	Equipping of Fire Service Stations		3,542,500.00		5,000,000	5,000,000	70.85	1,457,500
022900100100	Min. of Works, Housing & Transport	23020103	Electrical Intervention across the State	17,649,821	1,305,260.00		2,500,000	2,500,000	52.21	1,194,740
022900100100	Min. of Works, Housing & Transport	23020114	Construction of Kadarko-Aze Road			8,500,000		8,500,000		8,500,000
022900100100	Min. of Works, Housing & Transport	23020114	Completion of Gitata - Panda Road	38,057,500						
022900100100	Min. of Works, Housing & Transport	23020114	Construction of Keana-Abuni Road			12,500,000		12,500,000		12,500,000
022900100100	Min. of Works, Housing & Transport	23020114	Construction of Kadarko-Kwara Road			8,500,000		8,500,000		8,500,000
022900100100	Min. of Works, Housing & Transport	23020114	Completion of New Fire Fighting Station in Lafia							
022900100100	Min. of Works, Housing & Transport	23020114	Construction of Bridges and Culverts Across the State		29,500,221.55	20,000,000	29,000,000	49,000,000	60.20	19,499,778
022900100100	Min. of Works, Housing & Transport	23020114	Construction of Roads across States		347,198,604.64	400,000,000		400,000,000		52,801,395
022900100100	Min. of Works, Housing & Transport	23020114	Construction of Public Buildings	176,000,000	104,706,620.53	300,000,000		300,000,000	34.90	195,293,379
022900100100	Min. of Works, Housing & Transport	23020114	Construction of Presidential Lodge, Lafia	429,742,464						
022900100100	Min. of Works, Housing & Transport	23020117	Construction of an Airstrip in Lafia	2,496,597,142	12,521,368.92	685,000,000		685,000,000	1.83	672,478,631
022900100100	Min. of Works, Housing & Transport	23020114	Construction of Mararaba Udege Road		660,911,799.63	1,293,381,389		1,293,381,389	51.10	632,469,589
022900100100	Min. of Works, Housing & Transport	23020114	Construction of Kwandere-Keffi Road		649,891,762.42	650,000,000	9,000,000	659,000,000	98.62	9,108,238
022900100100	Min. of Works, Housing & Transport	23020114	Construction of Sisimbaki-Farin Ruwa Road	1,034,749,828	1,013,592,084.89	1,015,000,000		1,015,000,000	99.86	1,407,915
022900100100	Min. of Works, Housing & Transport	23020114	Construction/Completion of N/S liaison Office , Abuja	138,409,040						
022900100100	Min. of Works, Housing & Transport	23020114	Construction of Bus Terminal in Karu		1,559,863,040.28	670,000,000	917,677,390	1,587,677,390	98.25	27,814,350
022900100100	Min. of Works, Housing & Transport	23020114	Construction of Bus Terminal in Lafia		574,002,935.51	400,000,000	200,000,000	600,000,000	95.67	25,997,064
022900100100	Min. of Works, Housing & Transport	23020114	Construction of Keffi-Saura-Nike	30,085,975						
022900100100	Min. of Works, Housing & Transport	23020114	Construction of Inter-City Roads Across the State	21,886,023						
022900100100	Min. of Works, Housing & Transport	23020114	Construction of 10nos Guests Houses in Lafia	102,246,285						
022900100100	Min. of Works, Housing & Transport	22990101	Routine Rehabilitation of Public Buildings	416,429,804	314,588,688.05	80,000,000	250,000,000	330,000,000	95.33	15,411,312
			Sub-Total	4,905,652,382	5,273,228,886.42	5,542,881,389	1,422,177,390	6,965,058,779	75.71	1,691,829,893

ADMIN CODE	MDA	ECONOMIC CODE	DESCRIPTION	2019 ACTUAL EXPENDITURE	2020 ACTUAL EXPENDITURE	2020 APPROVED AMENDED BUDGET	SUPPLEMENTARY BUDGET 2020	2020 REVISED/ FINAL BUDGET	%TAGE ACHIEVED	VARIANCE
				₦	₦	₦	₦	₦	₦	₦
023100300100	Nasarawa Electricity Power Agency	23010122	Right of Ways Compensation			12,000,000		12,000,000		12,000,000
023100300100	Nasarawa Electricity Power Agency	23010147	Procurement of Electrical Tools & Measuring Instruments		6,757,676	7,000,000		7,000,000		242,324
023100300100	Nasarawa Electricity Power Agency	23010150	Purchase of Personal Protective Equipment			2,000,000		2,000,000		2,000,000
023100300100	Nasarawa Electricity Power Agency	23020103	Provision of Renewable Energy	13,920,740	29,331,500	31,000,000		31,000,000	94.62	1,668,500
023100300100	Nasarawa Electricity Power Agency	23020103	Electrification of Rural Communities across the State	14,690,246	82,125,200	85,000,000		85,000,000	96.62	2,874,800
023100300100	Nasarawa Electricity Power Agency	23020103	Special Intervention of Electricity Supply to Distressed Com	635,000		12,000,000		12,000,000		12,000,000
023100300100	Nasarawa Electricity Power Agency	23020103	Completion of Electrification Project by Federal & State MD	12,876,020			10,000,000	10,000,000		10,000,000
023100300100	Nasarawa Electricity Power Agency	23020103	Routine Repairs of Electrical Work of Public Buildings		7,710,039	7,000,000	1,000,000	8,000,000	96.38	289,961
			Sub-Total	42,122,006	125,924,415.25	156,000,000	11,000,000	167,000,000	75.40	41,075,585
025201200100	Min. of Water Resources & Rural Devt	23020114	Construction of Rural Feeder Roads	29,500,000						
025210200100	Nasarawa State Water Board	23010151	Purchase of Water Treatment Chemicals	25,072,000	103,192,500.00	116,000,000		116,000,000	88.96	12,807,500
025210200100	Nasarawa State Water Board	23030104	Rehabilitation of Akwanga/Keffi Water Scheme (Mada Wat	9,748,000	15,802,539.81	14,000,000	3,000,000	17,000,000	92.96	1,197,460
025210200100	Nasarawa State Water Board	23030104	Rehabilitation of Nasarawa Water Supply Scheme	6,725,730	9,696,453.00	10,000,000		10,000,000	96.96	303,547
025210200100	Nasarawa State Water Board	23030104	Rehabilitation of Nassarawa Eggon Water Supply Scheme		3,740,000.00	10,000,000		10,000,000	37.40	6,260,000
025210200100	Nasarawa State Water Board	23030104	Rehabilitation of Lafia Water Supply Scheme	7,755,200	7,103,114.93	9,503,155		9,503,155	74.74	2,400,040
025210200100	Nasarawa State Water Board	23030104	Rehabilitation of Keana Water Supply Scheme		14,518,000.00	13,000,000	3,200,000	16,200,000	89.62	1,682,000
025210200100	Nasarawa State Water Board	23030104	Rehabilitation of Obi Water Supply Scheme			7,500,000		7,500,000		7,500,000
025210200100	Nasarawa State Water Board	23030104	Rehabilitation of Awe Water Supply Scheme		3,435,500.00	10,000,000		10,000,000	34.36	6,564,500
025210200100	Nasarawa State Water Board	23030104	Rehabilitation of other Water Schemes		24,993,348.00	30,000,000		30,000,000	83.31	5,006,652
			Sub-Total	49,300,930	182,481,455.74	220,003,155	6,200,000	226,203,155	80.67	43,721,699
025300100100	Ministry of Housing & Urban Dev.	22990101	Construction of Public Buildings	1,138,525,483						
025305600100	Nasarawa Urban Development Board	23020114	Development of Lafia Township Roads Phase II	851,270,888	2,027,721,500	800,000,000	1,230,000,000	2,030,000,000	99.89	2,278,500
025305600100	Nasarawa Urban Development Board	23020114	Development of Other Urban Roads: Obi, Karu, Keana, Toto	885,840,574	431,176,899	500,000,000	363,000,000	863,000,000	49.96	431,823,101
025305600100	Nasarawa Urban Development Board	23020114	Construction of Kadarko-Giza-Keana; Agaza-Agwatashi & Ol	868,051,433						
025305600100	Nasarawa Urban Development Board	23020114	Const. of Stanbit Bank Kurikyo Road & Other Lafia Townshi	290,451,738						
025305600100	Nasarawa Urban Development Board	23020114	Construction of Lafia Western Bye-pass Road Phase I	905,000,000	144,123,951		150,000,000	150,000,000		5,876,049
025305600100	Nasarawa Urban Development Board	23020114	Construction of Adudu-Azara-Wuse-Plateau Boarder	265,642,218	197,933,949	130,000,000	70,000,000	200,000,000	98.97	2,066,051
025305600100	Nasarawa Urban Development Board	23020114	Construction of Lafia East -Tudun Kauri Road	29,900,117						
025305600100	Nasarawa Urban Development Board	23020114	Construction of Mararaba Gurku Township Road	52,879,272						
025305600100	Nasarawa Urban Development Board	23020114	Construction of Adamu Mu'azu-Alkali Street INEC Road			40,000,000		40,000,000		40,000,000
025305600100	Nasarawa Urban Development Board	23020114	Construction of Road from Agyaragun Tofa- Agyaragu Town		171,245,962	180,000,000		180,000,000	95.14	8,754,038
025305600100	Nasarawa Urban Development Board	23020114	Construction of Angwan Hashimu-Karu International Market		6,700,637		7,000,000	7,000,000		299,363
025305600100	Nasarawa Urban Development Board	23020114	Construction of Federal University Road Lafia		82,315,690	180,000,000		180,000,000	45.73	97,684,310
025305600100	Nasarawa Urban Development Board	23020114	Const. of Road & Drainage Network within the Peninsula Es	352,000,000	270,717,261		280,000,000	280,000,000	96.68	9,282,739
			Sub-Total	4,501,036,241	3,331,935,848.47	1,830,000,000	2,100,000,000	3,930,000,000	84.78	598,064,152
025305700100	N/S Community & Social Dev. Agency	23020105	Provision of Water through Boreholes & Tube Wells			7,500,000		7,500,000		7,500,000
025305700100	N/S Community & Social Dev. Agency	23020106	Provision of Health Facilities, Drugs & Equipment			3,500,000		3,500,000		3,500,000
			Sub-Total			11,000,000		11,000,000		11,000,000

REFERENCE (SUPPLEMENTARY)
NOTES TO THE FINANCIAL STATEMENTS
FOR THE YEAR ENDED 31ST DECEMBER, 2020

ADMIN CODE	MDA	ECONOMIC CODE	DESCRIPTION	2019 ACTUAL EXPENDITURE ₦	2020 ACTUAL EXPENDITURE ₦	2020 APPROVED AMENDED BUDGET ₦	SUPPLEMENTARY BUDGET 2020 ₦	2020 REVISED/ FINAL BUDGET ₦	%TAGE ACHIEVED ₦	VARIANCE ₦
026000100100	Ministry of Lands & Urban Dev.	23010112	Purchase of Office Furniture	1,225,000	1,858,000.00		2,500,000	2,500,000	74.32	642,000
026000100100	Ministry of Lands & Urban Dev.	23010133	Purchase of Suerveying & Planning Equipment		11,626,250.00	10,000,000	2,000,000	12,000,000	96.89	373,750
026000100100	Ministry of Lands & Urban Dev.	23020118	Development of Layouts in Lafia			50,000,000		50,000,000		50,000,000
026000100100	Ministry of Lands & Urban Dev.	23020118	Boundary Delineation/Perimeter Survey & Associated Worl	8,281,500	10,893,500.00	6,000,000	7,000,000	13,000,000	83.80	2,106,500
026000100100	Ministry of Lands & Urban Dev.	23020118	Nasarawa Geographic Information Service	137,555,220						
026000100100	Ministry of Lands & Urban Dev.	23020118	Provision of Infrastructure Facilities at Orange Market Site I	17,265,887						
026000100100	Ministry of Lands & Urban Dev.	23020122	Compensation for Lands Acquired by Government	124,623,761	180,792,232.12	180,000,000	2,000,000	182,000,000	99.34	1,207,768
			Sub-Total	288,951,368	205,169,982.12	246,000,000	13,500,000	259,500,000	79.06	54,330,018
026000200100	N/S Geographic Information Service	23020118	Nasarawa Geographic Information Service	1,377,928,666	182,076,504	500,000,000	500,000,000	1,000,000,000	18.21	817,923,496
			Total Capital Expenditure - Economic Sector	12,625,750,356	10,043,103,266.11	12,604,334,544	4,062,877,390	16,667,211,934	60.26	6,624,108,668
REF. NOTE 5	III. LAW AND JUSTICE SECTOR									
031801100100	Judicial Service Commission		Purchase of Official Vehicles	8,500,000	40,001,760.00	41,000,000		41,000,000	97.57	998,240
031801100100	Judicial Service Commission		Purchase of Computers		147,000.00	276,500		276,500	53.16	129,500
031801100100	Judicial Service Commission		Furnishing of Office Complex		4,876,000.00	5,000,000		5,000,000	97.52	124,000
031801100100	Judicial Service Commission		Furnishing of 6Nos Judges Residence		6,000,000.00	9,000,000		9,000,000	66.67	3,000,000
031801100100	Judicial Service Commission		Purchase 1No Mikano Generator Plant			2,000,000		2,000,000		2,000,000
031801100100	Judicial Service Commission		Landscaping of Office Complex		3,898,100.00	4,000,000		4,000,000	97.45	101,900
031801100100	Judicial Service Commission		Construction of Office Complex	8,308,400	968,000.00		3,000,000	3,000,000	32.27	2,032,000
031801100100	Judicial Service Commission		Renovation/Furnishing of Judges Residence	7,630,300	6,000,000.00	8,000,000		8,000,000	75.00	2,000,000
			Sub-Total	24,438,700	61,890,860.00	69,276,500	3,000,000	72,276,500	85.63	10,385,640
032600100100	Ministry of Justice		Purchase of Official Vehicles			10,000,000		10,000,000		10,000,000
032600100100	Ministry of Justice		Purchase of Office Furniture & Fittings		2,880,000.00		3,000,000	3,000,000	96.00	120,000
032600100100	Ministry of Justice		Purchase of Computers				8,000,000	8,000,000		8,000,000
			Sub-Total		2,880,000.00	10,000,000	11,000,000	21,000,000	13.71	18,120,000
032600105100	High Court of Justice		Purchase of Vehicles for 16Nos Judges, 5Nos DCRs & Magist	2,156,000	83,038,106.32	35,000,000	50,000,000	85,000,000	97.69	1,961,894
032600105100	High Court of Justice		Purchase of Computer Sets	221,000	1,063,000.00	100,000	1,000,000	1,100,000	96.64	37,000
032600105100	High Court of Justice		Procurement of Office Furniture & Equipment	1,266,000	132,872,000.00	133,000,000		133,000,000	99.90	128,000
032600105100	High Court of Justice		Purchase of 250KVA Generator Set		2,200,000.00	5,000,000		5,000,000	44.00	2,800,000
032600105100	High Court of Justice		Purchase of Books for High Court Library	5,701,900		1,000,000		1,000,000		1,000,000
032600105100	High Court of Justice		Construction of Court Complexes	75,192,405	295,250,000.00	328,900,000		328,900,000	89.77	33,650,000
032600105100	High Court of Justice		Renovation of Court Complexes	14,597,400	7,181,025.00	3,000,000	5,000,000	8,000,000	89.76	818,975
032600105100	High Court of Justice		Renovation of Guest Houses		258,000.00		400,000	400,000	64.50	142,000
032600105100	High Court of Justice		Renovation of Magistrate & Area Courts in the State	1,569,200	200,000.00		1,000,000	1,000,000	20.00	800,000
			Sub-Total	100,703,905	522,062,131.32	506,000,000	57,400,000	563,400,000	92.66	41,337,869
032605200100	Customary Court of Appeal		Purchase of Official Vehicles	1,550,000		18,000,000		18,000,000		18,000,000
032605200100	Customary Court of Appeal		Purchase of Generator			1,500,000		1,500,000		1,500,000
032605200100	Customary Court of Appeal		Purchase of Office Furniture & Fittings	270,000		1,000,000		1,000,000		1,000,000
032605200100	Customary Court of Appeal		Purchase of Computers			1,000,000		1,000,000		1,000,000
032605200100	Customary Court of Appeal		Furnishing of Judges Residences			3,000,000		3,000,000		3,000,000
032605200100	Customary Court of Appeal		Construction of Permanent Complex							
			Sub-Total	1,820,000		24,500,000		24,500,000		24,500,000

ADMIN CODE	MDA	ECONOMIC CODE	DESCRIPTION	2019 ACTUAL EXPENDITURE ₦	2020 ACTUAL EXPENDITURE ₦	2020 APPROVED AMENDED BUDGET ₦	SUPPLEMENTARY BUDGET 2020 ₦	2020 REVISED/ FINAL BUDGET ₦	%TAGE ACHIEVED ₦	VARIANCE ₦
032605300100	Sharia Court of Appeal		Purchase of Official Vehicles			5,000,000		5,000,000		5,000,000
032605300100	Sharia Court of Appeal		Purchase of Computers			2,000,000		2,000,000		2,000,000
032605300100	Sharia Court of Appeal		Purchase of Computer Printers			1,000,000		1,000,000		1,000,000
032605300100	Sharia Court of Appeal		Purchase 1No Mikano Generator Plant			2,500,000		2,500,000		2,500,000
			Sub-Total			10,500,000		10,500,000		10,500,000
			Total Capital Expenditure - Law & Justice	126,962,605	586,832,991.32	620,276,500	71,400,000	691,676,500	84.84	104,843,509
REF. NOTE 6	IV. SOCIAL SECTOR									
051300100100	Min. of Youth & Sports Development	23020105	Sinking of Boreholes			2,500,000		2,500,000		2,500,000
051300100100	Min. of Youth & Sports Development	23020118	Upgrading of Lafia Township Stadium		7,347,825.00	8,000,000		8,000,000		652,175
051300100100	Min. of Youth & Sports Development	23020105	Puechase of Sporting Equipment		7,728,388.00	2,000,000	6,000,000	8,000,000	96.60	271,612
			Sub-Total		15,076,213.00	12,500,000	6,000,000	18,500,000	81.49	3,423,787
051400100100	Min. of Women Affairs & Social Devt	23020105	Construction of Children Orphanage	6,212,000						
051400100100	Min. of Women Affairs & Social Devt	23020105	Construction of a New Women Multipurpose Plaza		335,500.00		1,500,000	1,500,000		1,164,500
051400100100	Min. of Women Affairs & Social Devt	23020105	Establishment of ICU Comprising Computer Databank		3,668,880.00		4,000,000	4,000,000	91.72	331,120
			Sub-Total	6,212,000	4,004,380.00		5,500,000	5,500,000	72.81	1,495,620
051400300100	N/State Rehabilitation Board	23020101	Construction of Workshop		1,000,000.00		1,500,000	1,500,000	66.67	500,000
051400300100	N/State Rehabilitation Board	23020101	Construction of Workshop Office Complex							
			Sub-Total		1,000,000.00		1,500,000	1,500,000	66.67	500,000
051700100100	Ministry of Education, Science & Tech.	23010152	Supply of Furniture to Secondary Schools			100,000,000		100,000,000		100,000,000
051700100100	Ministry of Education, Science & Tech.	23010152	Procurement of Mattresses		27,750,000.00	30,000,000		30,000,000		2,250,000
051700100100	Ministry of Education, Science & Tech.	23010125	Purchase of Textbooks	3,000,000	37,220,000.00		40,000,000	40,000,000	93.05	2,780,000
051700100100	Ministry of Education, Science & Tech.	23010124	Instructional Materials	10,000,000	7,264,600.00	12,000,000		12,000,000	60.54	4,735,400
051700100100	Ministry of Education, Science & Tech.	23020118	Construction of Lafia Incubation Centre		13,070,416.16	13,000,000	1,000,000	14,000,000	93.36	929,584
051700100100	Ministry of Education, Science & Tech.	23030129	Rehabilitation of Classrooms in Public Schools	44,274,750	1,490,562.00	3,000,000		3,000,000	49.69	1,509,438
051700100100	Ministry of Education, Science & Tech.	23030129	Rehabilitation of Hostels in Public Schools		109,825,308.76	162,000,000		162,000,000	67.79	52,174,691
051700100100	Ministry of Education, Science & Tech.	23030129	Perimetre Fencing of Schools	5,000,000	8,176,693.77		50,000,000	50,000,000	16.35	41,823,306
			Sub-Total	62,274,750	204,797,580.69	320,000,000	91,000,000	411,000,000	49.83	206,202,419
051700300100	N/State Universal Basic Educ. Board	23020118	Capital Budget for Bilingual Education Projects			40,000,000		40,000,000		40,000,000
051700300100	N/State Universal Basic Educ. Board	23020118	Infrastructure Development - ECCDE		326,411,935.72	450,585,035		450,585,035	72.44	124,173,099
051700300100	N/State Universal Basic Educ. Board	23010124	Instructional Materials - ECCDE			154,193,092		154,193,092		154,193,092
051700300100	N/State Universal Basic Educ. Board	22020501	Staff Development - ECCDE		16,620,033.06	20,000,000		20,000,000	83.10	3,379,967
051700300100	N/State Universal Basic Educ. Board	23020118	Infrastructure Development Primary Schools		3,956,875,703.20	2,083,462,586	2,000,000,000	4,083,462,586	96.90	126,586,883
051700300100	N/State Universal Basic Educ. Board	23010124	Instructional Materials - Primary Schools			300,000,000		300,000,000		300,000,000
051700300100	N/State Universal Basic Educ. Board	22020501	Staff Development - Primary Schools		37,440,396.60	50,000,000		50,000,000	74.88	12,559,603
051700300100	N/State Universal Basic Educ. Board	23020118	Infrastructure Development - JSS		1,935,788,849.76	654,894,820	1,600,000,000	2,254,894,820	85.85	319,105,970
051700300100	N/State Universal Basic Educ. Board	23020118	School Library Development			20,000,000		20,000,000		20,000,000
051700300100	N/State Universal Basic Educ. Board	23010124	Instructional Materials - JSS			72,011,512		72,011,512		72,011,512
051700300100	N/State Universal Basic Educ. Board	22020501	Staff Development - JSS		18,720,198.30	30,000,000		30,000,000	62.40	11,279,802
051700300100	N/State Universal Basic Educ. Board	23020118	Schools Laboratory Equipment			50,000,000		50,000,000		50,000,000
051700300100	N/State Universal Basic Educ. Board	23020118	Infrastructure Development - Special Schools		322,631,478.98	250,000,000	75,000,000	325,000,000	99.27	2,368,521
051700300100	N/State Universal Basic Educ. Board	23010124	Instructional Materials - Special Schools			556,156,850		556,156,850		556,156,850
051700300100	N/State Universal Basic Educ. Board	22020501	Staff Development - Special Schools		16,620,033.06	37,000,000		37,000,000	44.92	20,379,967
			Sub-Total		6,631,108,628.68	4,768,303,895	3,675,000,000	8,443,303,895	78.54	1,812,195,266

REFERENCE (SUPPLEMENTARY)
NOTES TO THE FINANCIAL STATEMENTS
FOR THE YEAR ENDED 31ST DECEMBER, 2020

ADMIN CODE	MDA	ECONOMIC CODE	DESCRIPTION	2019 ACTUAL EXPENDITURE	2020 ACTUAL EXPENDITURE	2020 APPROVED AMENDED BUDGET	SUPPLEMENTARY BUDGET 2020	2020 REVISED/ FINAL BUDGET	%TAGE ACHIEVED	VARIANCE
				₦	₦	₦	₦	₦	₦	₦
051701800100	Isa Mustapha Agwai Polytechnic, Lafia	23010112	Purchase/Furnishing of Offices for Accreditation purposes	29,590,875	1,443,000.00		14,570,000	14,570,000	9.90	13,127,000
051701800100	Isa Mustapha Agwai Polytechnic, Lafia	23010125	Purchase of Library Books & Equipment	8,282,952	300,000.00	400,000		400,000	75.00	100,000
051701800100	Isa Mustapha Agwai Polytechnic, Lafia	23010126	Purchase of Workshop Materials		20,000.00	30,000		30,000	66.67	10,000
051701800100	Isa Mustapha Agwai Polytechnic, Lafia	23010142	Purchase of Science Equipemnt	75,000,000		4,000,000		4,000,000		4,000,000
051701800100	Isa Mustapha Agwai Polytechnic, Lafia	23010142	Procurement of Plant and Equipment		79,492,720.51	20,000,000	60,000,000	80,000,000	99.37	507,279
051701800100	Isa Mustapha Agwai Polytechnic, Lafia	23010101	Construction of School of Science Laboratory (TETFUND)		262,288,152.72	97,150,829	170,000,000	267,150,829	98.18	4,862,676
051701800100	Isa Mustapha Agwai Polytechnic, Lafia	23010105	Provision of Portable Water			8,000,000		8,000,000		8,000,000
051701800100	Isa Mustapha Agwai Polytechnic, Lafia	23010105	Construction of School of Communication Technology		124,237,532.76	130,000,000		130,000,000	95.57	5,762,467
051701800100	Isa Mustapha Agwai Polytechnic, Lafia	23010105	Construction of 3 Classroom Blocks (TETFUND)		2,369,287.55	33,289,318		33,289,318	7.12	30,920,030
051701800100	Isa Mustapha Agwai Polytechnic, Lafia	23010105	Construction of Entrepreneurship Development Centre			20,000,000		20,000,000		20,000,000
051701800100	Isa Mustapha Agwai Polytechnic, Lafia	23020107	Construction of Departmental Buildings	170,869,144						
051701800100	Isa Mustapha Agwai Polytechnic, Lafia	23020107	Construction of New Admin Building	245,268,262		25,000,000		25,000,000		25,000,000
051701800100	Isa Mustapha Agwai Polytechnic, Lafia	23020107	Construction of Engineering Workshop	50,353,949	15,588,243.16	50,000,000		50,000,000	31.18	34,411,757
051701800100	Isa Mustapha Agwai Polytechnic, Lafia		Refund of School Fees		87,142,598.92					(87,142,599)
051701800100	Isa Mustapha Agwai Polytechnic, Lafia	23020107	Construction of Twin Lecture Theatre	16,755,301						
			Sub-Total	596,120,484	572,881,535.62	387,870,147	244,570,000	632,440,147	90.58	59,558,611
051701900100	College of Education, Akwanga	23010105	Purchase of Official Vehicles			10,000,000		10,000,000		10,000,000
051701900100	College of Education, Akwanga	23010112	Purchase of Generating Plants			10,000,000		10,000,000		10,000,000
051701900100	College of Education, Akwanga	23010125	Purchase of Library Books (TETFund)		13,100,000.00		13,500,000	13,500,000		400,000
051701900100	College of Education, Akwanga	23010115	Furnishing of Staff CUGP Offices			4,000,000	4,000,000	8,000,000		8,000,000
051701900100	College of Education, Akwanga	23020107	Construction of Resource Rooms			20,000,000		20,000,000		20,000,000
051701900100	College of Education, Akwanga	23020118	Construction of Gate & Fence/Drainage Network			20,000,000		20,000,000		20,000,000
051701900100	College of Education, Akwanga	23020118	Construction of Mechanical Workshop			10,000,000		10,000,000		10,000,000
051701900100	College of Education, Akwanga	23020118	Construction of Laboratory for Micro-Teaching (TETFUND)			30,000,000		30,000,000		30,000,000
051701900100	College of Education, Akwanga	23020118	Construction of other Courses Laboratories			40,000,000		40,000,000		40,000,000
051701900100	College of Education, Akwanga	23020118	Solar Energy Installation		64,375,364.80		65,000,000	65,000,000		624,635
051701900100	College of Education, Akwanga	23020118	Installation of Online Database		4,713,788.69		5,000,000	5,000,000		286,211
051701900100	College of Education, Akwanga	23010115	Furnishing of Home Economic Complex (TETFund)		67,633,131.95		80,000,000	80,000,000	84.54	12,366,868
051701900100	College of Education, Akwanga	23010115	Furnishing of Library		2,000,000.00		2,500,000	2,500,000		500,000
051701900100	College of Education, Akwanga	23010115	Construction of Home Economic Complex (TETFund)		243,075,872.50		248,000,000	248,000,000	98.01	4,924,128
051701900100	College of Education, Akwanga	23010115	Construction of School of EducationComplex (TETFund)		187,424,121.91		188,000,000	188,000,000	99.69	575,878
051701900100	College of Education, Akwanga	23010115	Construction of Undergraduate Buildings (TETFund)		118,673,943.48		121,000,000	121,000,000	98.08	2,326,057
051701900100	College of Education, Akwanga	23030124	Rehabilitation of Hostels		16,124,127.50		40,000,000	40,000,000	40.31	23,875,873
051701900100	College of Education, Akwanga	23020118	Construction of other Courses Laboratories							
			Sub-Total		717,120,350.83	144,000,000	767,000,000	911,000,000	78.72	193,879,649
051702100100	Nasarawa State University, Keffi	23010101	Acquisition of Land for Administrative Buildings	8,452,583	6,631,930.00	45,000,000		45,000,000	14.74	38,368,070
051702100100	Nasarawa State University, Keffi	23010105	Purchase of Utility Vehicles	30,787,638	16,632,590.94	62,000,000		62,000,000	26.83	45,367,409
051702100100	Nasarawa State University, Keffi	23010125	Library Intervention 70% (B00ks)			23,800,000	80,000,000	103,800,000		103,800,000
051702100100	Nasarawa State University, Keffi	23010125	Library Intervention 30% (Furniture)			7,140,000		7,140,000		7,140,000
051702100100	Nasarawa State University, Keffi	23010142	Purchase of Labrary Equipment	61,540,690	2,200,000.00	30,000,000		30,000,000	7.33	27,800,000
051702100100	Nasarawa State University, Keffi	23010142	Purchase of Laboratory Equipment		1,317,000.00	10,000,000		10,000,000	13.17	8,683,000
051702100100	Nasarawa State University, Keffi	23010112	Furnishing of Faculty/Admin Offices	16,269,857	5,939,300.00	8,000,000		8,000,000	74.24	2,060,700
051702100100	Nasarawa State University, Keffi	23010113	Computer and Electrical Equipment	24,322,860	12,568,122.50	62,000,000		62,000,000	20.27	49,431,878
051702100100	Nasarawa State University, Keffi	23020114	Roads and bridges	5,143,572	4,702,500.00	20,000,000		20,000,000	23.51	15,297,500
051702100100	Nasarawa State University, Keffi	23020118	Construction of Faculty of Health Science Building Phase 1			200,000,000		200,000,000		200,000,000

ADMIN CODE	MDA	ECONOMIC CODE	DESCRIPTION	2019 ACTUAL EXPENDITURE	2020 ACTUAL EXPENDITURE	2020 APPROVED AMENDED BUDGET	SUPPLEMENTARY BUDGET 2020	2020 REVISED/ FINAL BUDGET	%TAGE ACHIEVED	VARIANCE
				₦	₦	₦	₦	₦	₦	₦
051702100100	Nasarawa State University, Keffi	23020118	Construction of 2Nos Lecture Theatres Halls		24,540,258.61	50,000,000		50,000,000	49.08	25,459,741
051702100100	Nasarawa State University, Keffi	23020118	Constructionof Physical Planning Dept.	27,729,447	17,657,008.01	50,000,000		50,000,000	35.31	32,342,992
051702100100	Nasarawa State University, Keffi	23020118	Landscapping & Beautification of the University Premises		1,499,800.00	17,000,000		17,000,000	8.82	15,500,200
051702100100	Nasarawa State University, Keffi	23020118	Extension of Administrative Building			10,000,000		10,000,000		10,000,000
051702100100	Nasarawa State University, Keffi	23020118	Construction of New Library (Phase II & III)	81,746,201	52,315,055.84	110,000,000		110,000,000	47.56	57,684,944
051702100100	Nasarawa State University, Keffi	23020118	Construction of Faculty of Education Building			150,000,000		150,000,000		150,000,000
051702100100	Nasarawa State University, Keffi	23020118	Construction of Faculty of Agriculture Office Complex		26,892,485.7	50,000,000		50,000,000		23,107,514
051702100100	Nasarawa State University, Keffi	23020118	Construction of Staff Welfare Centre			10,000,000		10,000,000		10,000,000
051702100100	Nasarawa State University, Keffi	23020118	Faculty of Agric. Office Complex	26,353,159		45,000,000		45,000,000		45,000,000
051702100100	Nasarawa State University, Keffi	23020118	Construction of Faculty of Environmental Sciences	181,812,408	61,969,475.9	100,000,000		100,000,000	61.97	38,030,524
051702100100	Nasarawa State University, Keffi	23020118	Construction of Moot Court	31,471,428	5,871,151.6	30,000,000		30,000,000	19.57	24,128,848
051702100100	Nasarawa State University, Keffi	23020118	Construction of Mass Communication Studio		1,114,379.7	10,000,000		10,000,000	11.14	8,885,620
051702100100	Nasarawa State University, Keffi	23020119	Construction of Faculty of Engineering (TETFUND)		8,874,575.0	300,000,000		300,000,000	2.96	291,125,425
051702100100	Nasarawa State University, Keffi	23020118	Centre for Entrepreneurship/ICT Centre		68,857,358.3	15,000,000	100,000,000	115,000,000	59.88	46,142,642
051702100100	Nasarawa State University, Keffi	23020123	Provision of Water		2,424,750.0	3,000,000		3,000,000	80.83	575,250
051702100100	Nasarawa State University, Keffi	23020123	Provision of Street Lighting	1,282,700		5,000,000		5,000,000		5,000,000
051702100100	Nasarawa State University, Keffi	23030105	Rehabilitation of 1000 Seats Capacity Hall			17,000,000		17,000,000		17,000,000
051702100100	Nasarawa State University, Keffi	23030106	Rehabilitation of Building Structure (TETFUND)		34,238,607.6	45,000,000		45,000,000	76.09	10,761,392
051702100100	Nasarawa State University, Keffi	23030106	Rehabilitation of Conference Center/Hotel	5,030,386						
051702100100	Nasarawa State University, Keffi	23030106	Rehabilitation of Faculty of Environmental Sciences (TETFUND)			15,000,000		15,000,000		15,000,000
			Sub-Total	501,942,930	356,246,349.68	1,499,940,000	180,000,000	1,679,940,000	21.21	1,323,693,650
051705400100	Teachers Service Commission	23020105	Construction of Office Complex	2,996,000						
051705500200	Vocational & Relevant Technology	23010105	Purchase of Workshop & Classroom Furniture			1,000,000		1,000,000		1,000,000
051705500200	Vocational & Relevant Technology	23010119	Purchase of Standby Power Generating Set			1,000,000		1,000,000		1,000,000
051705500200	Vocational & Relevant Technology	23010142	Purchase of Machinary & Equipment for Lafia Center			8,000,000		8,000,000		8,000,000
051705500200	Vocational & Relevant Technology	23030121	Renovation of Doma Center Workshop		2,203,450.00	2,500,000		2,500,000	88.14	296,550
			Sub-Total		2,203,450.00	12,500,000		12,500,000	17.63	10,296,550
051705500100	Min. of Special Educ, Science & Tech.		Equipping of 3nos Special Schools Workshops	10,000,000						
051705500100	Min. of Special Educ, Science & Tech.		Purchase of two - 350kva Generators	250,000						
051705500100	Min. of Special Educ, Science & Tech.		Furnishing of Institute for Technical Education	7,100,000						
051705500100	Min. of Special Educ, Science & Tech.		Equipping of Science Laboratories in Science Schools	4,600,000						
051705500100	Min. of Special Educ, Science & Tech.		Establishment of Nasarawa State Center for Research	7,300,000						
			Sub-Total	29,250,000						
051706700100	Ministry of Higher Education		Capital Grants to Federal & other Private Tertiary Institutio	13,322,100						
051700800100	N/S Bureau for ICT (Library Board)		Installation of Solar Batteries in 5Nos E-Libraries	4,980,000						
051700800100	N/S Bureau for ICT (Library Board)		Purchase and Installation of 300kva Transformer	7,383,345						
051700800100	N/S Bureau for ICT (Library Board)		Renovation of 5nos E-Libraries	15,000,000						
			Sub-Total	27,363,345						

REFERENCE (SUPPLEMENTARY)
NOTES TO THE FINANCIAL STATEMENTS
FOR THE YEAR ENDED 31ST DECEMBER, 2020

ADMIN CODE	MDA	ECONOMIC CODE	DESCRIPTION	2019 ACTUAL EXPENDITURE	2020 ACTUAL EXPENDITURE	2020 APPROVED AMENDED BUDGET	SUPPLEMENTARY BUDGET 2020	2020 REVISED/ FINAL BUDGET	%TAGE ACHIEVED	VARIANCE
				₦	₦	₦	₦	₦	₦	₦
052100100100	Ministry of Health	23010142	Equipping of Hospitals in the State for Emergency Response			2,500,000,000		2,500,000,000		2,500,000,000
052100100100	Ministry of Health	23010142	Equipping/Shelving of Central Medical Store			12,000,000		12,000,000		12,000,000
052100100100	Ministry of Health	23020106	Construction of Twin 30-Beds Ward at ERCC Medical Centre	6,000,000		40,000,000		40,000,000		40,000,000
052100100100	Ministry of Health	23020118	Const. of Covid-19 Surveillance Quarantine & Isolation Centre		241,993,528.00	1,400,000,000		1,400,000,000	17.29	1,158,006,472
052100100100	Ministry of Health	23020106	Construction & Equiping of Modern Hospital at Akwanga	30,424,018						
052100100100	Ministry of Health	23020118	Construction of Epid Unit & Furnishing			12,836,144		12,836,144		12,836,144
052100100100	Ministry of Health	23020118	Construction of Research Laboratory	148,573,007	247,423,991.76	750,000,000		750,000,000	32.99	502,576,008
052100100100	Ministry of Health	23030105	Upgrading of General Hospital across the State	4,123,048		100,000,000		100,000,000		100,000,000
			Sub-Total	189,120,073	489,417,519.76	4,814,836,144		4,814,836,144	10.16	4,325,418,624
052100200100	N/State Health Insurance Agency	23010142	Procurement of Computers, Printers & Other Accessories		9,230,000	1,000,000	9,000,000	10,000,000	92.30	770,000
052100300100	Primary Healthcare Dev. Agency	23010122	Procurement & Installation of Ice Lined Refridgerator			7,000,000		7,000,000		7,000,000
052100300100	Primary Healthcare Dev. Agency	23010122	Proc. & Install. of 147 Solar Operated Ward level Refridgerator			16,170,000		16,170,000		16,170,000
052100300100	Primary Healthcare Dev. Agency	23010122	Procurement of Equipment for PHC Facilities			40,000,000		40,000,000		40,000,000
			Sub-Total			63,170,000		63,170,000		63,170,000
052110100100	Dalhatu Araf Specialist Hospital	23010122	Purchase of Diagnostic Hospital Equipment			100,000,000		100,000,000		100,000,000
052110100100	Dalhatu Araf Specialist Hospital	23010122	Furnishing of Additional Hospital Complex			30,000,000		30,000,000		30,000,000
052110100100	Dalhatu Araf Specialist Hospital	23010122	Purchase of Diagnostic Equipment	282,192,000						
052110100100	Dalhatu Araf Specialist Hospital	23010122	Purchase of Hospital Beds and other Equipment	1,721,000						
052110100100	Dalhatu Araf Specialist Hospital	23030105	Renovation of Hospital Wards			25,000,000		25,000,000		25,000,000
			Sub-Total	283,913,000		155,000,000		155,000,000		155,000,000
052110200100	Hospitals Management Board	23010105	Purchase of Hilux Vehicles			15,000,000		15,000,000		15,000,000
052110200100	Hospitals Management Board	23010105	Purchase of Ambulances			40,000,000		40,000,000		40,000,000
052110200100	Hospitals Management Board	23010112	Purchase of Office Furniture	937,200		2,500,000		2,500,000		2,500,000
052110200100	Hospitals Management Board	23010113	Purchase of Computers	350,000	8,689,000.00	3,000,000	6,500,000	9,500,000		811,000
052110200100	Hospitals Management Board	23010114	Purchase of Computer Printers			1,000,000		1,000,000		1,000,000
052110200100	Hospitals Management Board	23010114	Equipping 15No General Hospitals			50,000,000		50,000,000		50,000,000
052110200100	Hospitals Management Board	23020101	Construction of 5 Units Call-Duty Rooms for 5 Hospitals			50,000,000		50,000,000		50,000,000
052110200100	Hospitals Management Board	23020101	Construction of Admin Block for 5No Hospitals			35,000,000		35,000,000		35,000,000
052110200100	Hospitals Management Board	23020106	Construction of 4No Model Pharmacy Units			20,000,000		20,000,000		20,000,000
052110200100	Hospitals Management Board	23030130	Refurbishing of Motor Vehicles	924,750	908,000.00	4,000,000		4,000,000	22.70	3,092,000
052110200100	Hospitals Management Board	23030130	Renovation of Staff Quarters			20,000,000		20,000,000		20,000,000
			Sub-Total	2,211,950	9,597,000.00	240,500,000	6,500,000	247,000,000	3.89	237,403,000
052110200300	Genearl Hospital Akwanga	23010112	Purchase of Office Equipment				600,000	600,000		600,000
052110200500	General Hospital Awe	23010122	Purchase of Hospital Beds and other Equipment			600,000		600,000		600,000
052110200700	General Hospital Garaku	23010122	Purchase of Hospital Equipment				1,000,000	1,000,000		1,000,000
052110200800	General Hospital Keana	23010112	Purchase of Office Equipment				200,000	200,000		200,000
052110200900	General Hospital Keffi	23020101	Construction of Call Duty Rooms			1,000,000		1,000,000		1,000,000
052110201300	General Hospital Nassarawa Eggon	23010113	Purchase of Hospital Equipment			1,000,000		1,000,000		1,000,000
052110201300	General Hospital Nassarawa Eggon	23010122	Purchase of Office Equipment				500,000	500,000		500,000
			Sub-Total			1,000,000	500,000	1,500,000		1,500,000

ADMIN CODE	MDA	ECONOMIC CODE	DESCRIPTION	2019 ACTUAL EXPENDITURE	2020 ACTUAL EXPENDITURE	2020 APPROVED AMENDED BUDGET	SUPPLEMENTARY BUDGET 2020	2020 REVISED/ FINAL BUDGET	%TAGE ACHIEVED	VARIANCE
				₦	₦	₦	₦	₦	₦	₦
052110400100	School of Nursing & Midwifery	22020307	Purchase of Drugs			1,500,000		1,500,000		1,500,000
052110400100	School of Nursing & Midwifery	23020106	Construction of Sick Bay			2,500,000		2,500,000		2,500,000
			Sub-Total			4,000,000		4,000,000		4,000,000
052110600100	School of Health Technology	23010113	Purchase of Computers		300,000.00	1,000,000		1,000,000	30.00	700,000
052110600100	School of Health Technology	23010115	Purchase of Photocopying Machine		1,000,000.00	1,500,000		1,500,000		500,000
052110600100	School of Health Technology	23010119	Purchase of Generating Plant			1,000,000		1,000,000		1,000,000
052110600100	School of Health Technology	23010119	Purchase of Public Health Laboratory Equipment			5,000,000		5,000,000		5,000,000
052110600100	School of Health Technology	23010119	Purchase of Clinical Equipment & Essential Drugs			5,000,000		5,000,000		5,000,000
			Sub-Total		1,300,000.00	13,500,000		13,500,000	9.63	12,200,000
053500100100	Min. of Environ. & Natural Resources	23020116	Control of Erosion & Flood			15,000,000		15,000,000		15,000,000
053500100100	Min. of Environ. & Natural Resources	23020134	NEWMAP Activities		45,888,000	200,000,000		200,000,000	22.94	154,112,000
			Sub-Total		45,888,000.00	215,000,000		215,000,000	21.34	169,112,000
			Total Capital Expenditure - Social Sector	1,714,726,632	9,059,871,008.26	12,654,720,186	4,988,370,000	17,643,090,186	51.35	8,583,219,178

REFERENCE (SUPPLEMENTARY)
NOTES TO THE FINANCIAL STATEMENTS
FOR THE YEAR ENDED 31ST DECEMBER, 2020

REF. NOTE 7	STATEMENT OF EXTERNAL/INTERNAL LOANS PRINCIPAL, REPAYMENTS & INTEREST CHARGES					
		YEAR 2020			YEAR 2019	
REF. Note 7 A	EXTERNAL LOANS: PRINCIPAL REPAYMENTS/INTERESTS	PRINCIPAL	INTEREST		PRINCIPAL	INTEREST
		₦	₦		₦	₦
	1. Nasarawa State - Plateau State Water Project (CHF)	3,873,112.55	636,967.58		3,381,979.58	581,315.55
	2. Nasarawa State - Plateau State Water Project (USD)	15,267,407.50	2,512,085.17		13,592,953.66	2,336,393.08
	3. Nasarawa State - Plateau State Water Project - (EUR) -ADF	3,713,508.79	615,960.43		3,245,523.89	557,836.21
	4.Nasarawa State Health System Development Project I - (IDA)	14,991,491.34	3,483,230.23		12,658,471.96	3,037,231.35
	5.Nasarawa State Community Based Urban Dev. Project - (IDA)	125,519,308.23	38,565,488.47		105,986,248.79	33,368,247.84
	6.Nasarawa State HIV/AIDS Programme - (IDA)	50,832,193.27	11,909,301.97		42,410,589.56	10,258,066.20
	7.Nasarawa State Community & Social Dvelopment Project - (IDA)	33,454,265.00	12,139,246.29		27,619,993.16	10,201,720.67
	8.Nasarawa State Third Fadama Projetcs - (IDA)	46,226,418.04	15,170,277.29		42,224,022.17	14,155,003.79
	9. Nasarawa State Health System Development Project II - (IDA)	23,936,603.15	8,964,518.43		20,211,592.69	7,722,851.58
	10. Nasarawa State Health Investment Project - (IDA)	-	66,571,581.38		-	60,427,336.14
	TOTAL	**317,814,307.87**	**160,568,657.24**		**271,331,375.46**	**142,646,002.41**
REF. Note 7 B	INTERNAL LOANS: PRINCIPAL REPAYMENT 2020	I	II	III	IV	TOTAL
		₦	₦	₦	₦	₦
	(1) 5BN - Security and Exchange Bond	474,111,198.54		509,669,538.42		983,780,736.96
	(2) 5BN - State Bond		343,593,489.45		371,407,282.42	715,000,771.87
	(3) 3.9BN - Salary Bailout - Fidelity Bank Plc		27,322,766.90			27,322,766.90
	(4) 10BN - Infrastructural Dev. Loan (ECA) - Access Bank Plc		63,818,120.18			63,818,120.18
	(5)Budget Support Facility	-	29,663,958.32	-	-	29,663,958.32
	TOTAL	**474,111,198.54**	**464,398,334.85**	**509,669,538.42**	**371,407,282.42**	**1,819,586,354.23**
REF. Note 7 C	INTERNAL LOANS: INTEREST PAYMENT 2020					
	(1) 5BN - Security and Exchange Bond	114,875,661.81		79,317,321.92		194,192,983.73
	(2) 5BN - State Bond		404,750,000.00		376,936,107.03	781,686,107.03
	(3) 3.9BN - Salary Bailout - Fidelity Bank Plc		75,671,796.18			75,671,796.18
	(4) 10BN - Infrastructural Dev. Loan (ECA) - Access Bank Plc		206,099,666.56			206,099,666.56
	(5)Budget Support Facility	-	428,037,579.91	-	-	428,037,579.91
	TOTAL	**114,875,661.81**	**1,114,559,042.65**	**79,317,321.92**	**376,936,107.03**	**1,685,688,133.41**
	G/Total - External & Internal Loans Interests 2020					**1,846,256,790.65**

REF. Note 7 D	INTERNAL LOANS: PRINCIPAL REPAYMENT 2019	I	II	III	IV	TOTAL
		₦	₦	₦	₦	₦
	(1) 5BN - Security and Exchange Bond	410,263,881.91		441,033,673.06		851,297,554.97
	(2) 3.9BN - Salary Bailout - Fidelity Bank Plc	25,103,817.70	25,641,061.40	26,189,802.59	26,750,287.31	103,684,969.00
	(3) 10BN - Infrastructural Dev. Loan - Access Bank Plc	58,344,960.45	59,667,592.39	61,020,207.30	62,403,484.86	241,436,245.00
	(4)Budget Support Facility	-	-	-	29,006,407.10	29,006,407.10
	TOTAL	493,712,660.06	85,308,653.79	528,243,682.95	118,160,179.27	1,225,425,176.07
REF. Note 7 E	INTERNAL LOANS: INTEREST PAYMENT 2019					
	(1) 5BN - Security and Exchange Bond	178,722,978.43		147,953,187.29		326,676,165.72
	(2) 3.9BN - Salary Bailout - Fidelity Bank Plc	77,890,745.36	77,353,501.66	76,804,760.47	76,244,275.75	308,293,283.24
	(3) 10BN - Infrastructural Dev. Loan - Access Bank Plc	211,572,826.32	210,250,194.38	208,897,579.47	207,514,301.91	838,234,902.08
	(4)Budget Support Facility	-	-	-	653,936,900.88	653,936,900.88
	TOTAL	468,186,550.11	287,603,696.04	433,655,527.23	937,695,478.54	2,127,141,251.92
	G/Total - External & Internal Loans Interests 2019					2,127,141,251.92

REF. Note 7 F	EXTERNAL LOANS: OUTSTANDING	YEAR 2020		YEAR 2019	
	EXCHANGE RATE USED	₦380:1USD		₦305:1USD	
		USD	NAIRA	USD	NAIRA
	1. Nasarawa State - Plateau State Water Project (CHF)	241,819.73	91,891,497.40	241,624.34	73,695,423.70
	2. Nasarawa State - Plateau State Water Project (USD)	933,379.47	354,684,198.60	977,826.11	298,236,963.55
	3. Nasarawa State - Plateau State Water Project - (EUR) -ADF	232,631.41	88,399,935.80	233,895.84	71,338,231.20
	4.Nasarawa State Health System Development Project I - (IDA)	1,249,196.90	474,694,822.00	1,252,023.36	381,867,124.80
	5.Nasarawa State Community Based Urban Dev. Project - (IDA)	13,912,944.95	5,286,919,081.00	13,833,725.96	4,219,286,417.80
	6.Nasarawa State HIV/AIDS Programme - (IDA)	4,272,140.08	1,623,413,230.40	4,236,064.93	1,291,999,803.65
	7.Nasarawa State Community & Social Dvelopment Project - (IDA)	4,345,038.58	1,651,114,660.40	4,359,276.83	1,329,579,433.15
	8.Nasarawa State Third Fadama Projetcs - (IDA)	5,870,105.70	2,230,640,166.00	5,856,028.85	1,786,088,799.25
	9. Nasarawa State Health System Development Project II - (IDA)	3,244,735.43	1,232,999,463.40	3,211,970.62	979,651,039.10
	10. Nasarawa State Health Investment Project - (IDA)	24,288,491.86	9,229,626,906.80	23,786,208.60	7,254,793,623.00
		-	-	-	-
	Total	58,590,484.11	22,264,383,961.80	57,988,645.44	17,686,536,859.20

REFERENCE (SUPPLEMENTARY)
NOTES TO THE FINANCIAL STATEMENTS
FOR THE YEAR ENDED 31ST DECEMBER, 2020

8	DETAILS OF DOMESTIC GRANTS/DONATIONS RECEIVED		
	MDAs	DETAILS	AMOUNT
			₦
i	Ministry Finance, Budget & Economic Planning	Corporate/Individuals COVID-19 Response Grants	118,852,141.58
ii	Ministry Finance, Budget & Economic Planning	CBN Covid-19 Grant	1,000,000,000.00
iii	Ministry Finance, Budget & Economic Planning	SFTAS Grant	4,408,000,000.00
iv	Nasarawa State Universal Basic Education	Federal Government Grant	2,219,156,231.16
v	Ministry of Health	Save One Million Lives (SOML) Programme	2,500,000.00
vi	Nasarawa State University, Keffi	TETFund Intervention (FGN)	1,634,185,572.33
vii	College of Education, Akwanga	TETFund Intervention (FGN)	1,106,718,517.92
viii	Isa Mustapha Agwai Polytechnic, Lafia	TETFund Intervention (FGN)	177,370,393.19
ix	Isa Mustapha Agwai Polytechnic, Lafia	NSHIP/DFF Assistance	1,053,432.91
x	Hospitals Management Board	Performance Based Financing to General Hospitals	172,321,869.76
xi	Hospitals Management Board	Decentralized Facility Financing to Gen. Hospitals	63,108,482.20
xii	Hospitals Management Board	National Health Insurance Scheme to Gen. Hospitals	96,872,857.16
xiii	Hospitals Management Board	Equitable Health Access Initiative	5,838,000.00
xiv	Hospitals Management Board	Institute of Human Virology of Nigeria	8,770,000.00
	Total		**11,014,747,498.21**

H.E. Engr. Abdullahi A. Sule inpecting the Nasarawa Agricultural Development Programme

H.E. Engr. Abdullahi A. Sule present Medals and Awards to Nassarawa State Contingent to National Sport Festival

H.E. Engr. Abdullahi A. Sule present Medals and Awards to Nassarawa State Contingent to National Sport Festival

H.E. Engr. Abdullahi A. Sule handover Car Key to one of the First Class Traditional Rulers in Nasarawa State

Vehicles presented to First Class Traditional Rulers in Nasarawa State by H.E. Engr. Abdullahi A. Sule



H.E. Engr. Abdullahi A. Sule inspects Akurba Power Substation Lafia, Nasarawa State

H.E. Engr. Abdullahi A. Sule inspects Akurba Power Substation Lafia, Nasarawa State



H.E. Engr. Abdullahi A. Sule discussing a building strategy with the site engineer