

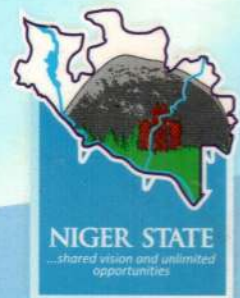


NIGER STATE GOVERNMENT

REPORT
OF THE
ACCOUNTANT - GENERAL
WITH THE

**FINANCIAL
STATEMENTS**

FOR THE
YEAR ENDED 31ST DECEMBER, 2014





MISSION AND VISION STATEMENTS OF THE PEOPLE OF NIGER STATE

VISION

To transform Niger State into one of the top three economies in Nigeria by the year 2020, by being a Model and the leader in Agro- based industrialization, and global eco-tourism destination, where there is employment and wealth creation opportunities for all, in an atmosphere of peace

MISSION

To empower Nigerlites by providing a conducive environment for living, through wealth and employment creation opportunities in collaboration with development and public private partners.



Niger State Geographical Information System Laboratory, Minna



Clinic in the School of Midwifery, Minna.




Kpakungu Round-about, Minna

c o n t e n t


	Page
Profiles	
Budget Highlight	7
Budget Performance	8
Statement of Accounting Policies	10
Responsibility for Financial Statement	11
Audit Certificate	12
Financial Highlight for the Year Ended 31st December, 2014	13
Statement No. 1: Cash Flow Statement	14
Statement No. 2: Statement of Assets and Liabilities	15
Statement No. 3: Statement of Consolidated Revenue Fund	16
Statement No. 4: Statement of Capital Development Fund	17
Notes to Financial Statements	18
Statistical Reports	33
Financial Highlights for the Period of Five Years 2010-2014	36



CHIEF SERVANT
DR. MU'AZU BABANGIDA ALIYU, CON
(TALBAN MINNA, SODANGI NUPE)
GOVERNOR, NIGER STATE



ALHAJI ABUBAKAR TUKUR
HONOURABLE COMMISSIONER
MINISTRY OF FINANCE



SHEHU MOHAMMED KONTAGORA
ACCOUNTANT GENERAL
NIGER STATE

MEMBERS OF FINAL ACCOUNTS DEPARTMENT



AHAMAD HALILU



TIMOTHY M. DAUDA



SILAS T. USMAN



YANDA MOHAMMED



ABDUL MADIU ISAH DOKO



ALH. USMAN GARBA

BUDGET HIGHLIGHT

This budget is tagged: *“Budget of Sustainable Economic Growth”*; its vision is primarily to ensure that our expenditure projections can be covered by our revenue sources and maximization of the use of our resources in achieving our developmental goals and aspirations within the context of Vision 3-2020. Our focus is to make sure we complete projects started by this administration before 2015 which is one of the cardinal principles of this year's budget. Accordingly, priority will be given to Education, Agriculture, Health and Infrastructure sectors, housing and transport with a view to fast-tracking the attainment of Vision 3:20:20.

In the year under review, a total sum of **N98, 852,343,536.00 – Ninety Eight Billion and Eight Hundred and Fifty Two million, Three Hundred and Forty Three Thousand, Five Hundred and Thirty Six naira only** was budgeted. This figure made up as follows:

Recurrent expenditure	<u>N47,290,280,591.00</u>
Capital Expenditure	<u>N51,562,062,945.00</u>
TOTAL	<u>N98,852,343,536.00</u>

This is expected to be financed from the following sources:

1. Recurrent Revenue:	
Statutory Allocation	<u>N69,699,539,654.00</u>
Internally Generated Revenue	<u>N6,315,890,060.00</u>
TOTAL	<u>N76,015,431,916.00</u>
2. Capital receipts:	
Value Added Tax	<u>N9,220,585,968.00</u>
Sure-p	<u>N2,616,327,854.00</u>
Recurrent surplus	<u>N40,562,062,945.00</u>
TOTAL	<u>N52,398,976,767.00</u>

BUDGET PERFORMANCE

RECURRENT RECEIPT:

The total sum of **Fifty Four Billion, Nine Hundred and Twenty One Million, One Hundred and Seventy Two Thousand, Two Hundred and Sixteen Naira Four Kobo (N54, 921,172,216.04)** only was received as actual recurrent revenue for the year under review, this represents 91.02% of the budgeted amount. This amount was realized from the following sources:

	BUDGET	ACTUAL
Internally Generated Revenue	N6,315,890,060.00	N5,150,560,614.98
Statutory Allocation	N69,699,539,654.00	N43,905,569,357.62
Refunds	NIL	N700,746,793.78
Bank interest	NIL	N107,664,121.00
Other Receipts	NIL	N5,056,631,328.66
Dividends Received	NIL	—
TOTAL	<u>N76,015,429,714.00</u>	<u>N54,921,172,216.04</u>

RECURRENT EXPENDITURE

The Total Recurrent Expenditure for the fiscal year 2014 amounted to **Ten Billion, Two Hundred and Forty Eight Million, Nine Hundred Seventy Nine Thousand, Four Hundred and Forty Nine Naira Seventy One Kobo (N10,248,979,449.71)** only which is 130% of budgeted recurrent expenditure.

CAPITAL RECEIPTS

The sum of **N32,291,349,045.26 (Thirty Two Billion, Two Hundred And Ninety One Million, Three Hundred and Forty Nine Thousand, and Forty Five Naira Twenty Six Kobo)** only was actually realized as capital receipts representing 85% of the budgeted figure for the fiscal year 2013 from the following sources.

	BUDGET	ACTUAL
VAT	N9,220,585,968.00	N8,747,560,816.02
Excess crude	NIL	N20,109,424.14
Grant	Nil	N1,746,002,292.54
Sure-P	N2,616,327,854.00	N3,097,676,512.56
Internal Loans	Nil	N6,680,000,000.00
Bond	Nil	N12,000,000,000.00
TOTAL	<u>N11,836,913,822.00</u>	<u>N32,291,349,045.26</u>

CAPITAL EXPENDITURE

The total sum of **₦27,328,735,216.46** (Twenty Seven Billion, Three Hundred and Twenty Eight Million, Seven Hundred and Thirty Five Thousand, Two Hundred and Sixteen Naira and Forty Six Kobo) only was expended on Capital projects, this represents 51% of the budgeted expenditure. A sectorial breakdown is as follows;


SECTOR	ACTUAL
ECONOMIC SECTOR	₦12,970,161,718.10
SOCIAL SECTOR	₦2,973,823,488.36
REGIONAL DEV. SECTOR	₦4,850,376,983.88
SCIENCE & TECH SECTOR	-
GENERAL ADMIN. SECTOR	<u>₦6,534,373,026.12</u>
TOTAL	<u>₦27,328,735,216.46</u>

CONCLUSION

My sincere gratitude goes to all the Staff of Final Accounts Department for their dedication in the course of the production of these Financial Statements.

I wish to extend my appreciation to all Ministries, Departments and Agencies for their co-operation in timely rendering of their Financial records.

My profound gratitude goes to the Chief Servant, Dr. Mu'azu Babangida Aliyu (Talban Minna), CON the Executive Governor of Niger State for his support.



Shehu Mohammed Kontagora
Accountant General
Niger State.

STATEMENT OF ACCOUNTING POLICIES

The Financial Statements together with the notes there on gives the financial position of Niger State Government for the year ended 31st December 2009. It provides information on the various sources of funds and the various uses to which the funds were put by the Government during the year under review. The Financial Statements were prepared on the basis of the Accounting Policies set out below:

BASIS OF ACCOUNTING

The Accounting and Financial Statements were prepared under cash account principles and on the historical cost convention.

CAPITAL COST

Capital costs are recognized in the year of occurrence only.

ASSETS AND LIABILITY

Assets are generally stated at their net values while liabilities are recognized in full.

FOREIGN CURRENCY

All foreign currency transactions are translated into the reporting currency (Naira) using the exchange rate prevailing as at 31st December, 2013.


RESPONSIBILITY FOR FINANCIAL STATEMENT

In accordance with the provision of the Finance (control and management) Act 1958 as amended, the Financial Statements have been prepared by the Accountant General of Niger State. The Financial Statements comply with Generally Accepted Accounting Practice.

The Accountant General is responsible for establishing and maintaining a system of Internal Control designed to safeguard assets and provide reasonable assurance that the transaction recorded are within statutory authority and properly record the use of all public Financial Resources by the Government.

To the best of my knowledge, this system of Internal Control has operated adequately throughout the reporting period.

I accept responsibility for the integrity of these Financial statements, the information they contain and their compliance with the Financial Position of Government as at 31st December, 2014 and its operations for the year ended on that date.



Shehu Mohammed Kontagora
Accountant General,
Niger State.


AUDIT CERTIFICATE

In compliance with section 125 (2) of the Constitution of the Federal Republic of Nigeria 1999, I have examined the Accounts and Financial Statement of Niger State Government of Nigeria for the year ended 31st December, 2013. Proper returns were rendered by Accounting Officers in conformity with the Public Finances (Control and Management) Act of 1958. I have obtained all information and explanation necessary in the discharge of my responsibility.

The audit was conducted in accordance with auditing requirement as specified in Audit Law. In addition, projects and programmes were verified in line with the concept of performance audit. In the discharge of my responsibility as required by section 125 (5) of the same Constitution, the Financial Statements have been certified subject to comments contained in the Audit report.

In my opinion, projects and programmes executed were satisfactory in consideration of funds employed. Furthermore, the Financial Statements (1-3) and related schedules give a true and fair view of the state of affairs of Niger State Government as at 31st December, 2014.

Office of the State Auditor-General
P.M.B. 47,
Minna



MUHAMMADU N. NDAWUYA
State Auditor-General,
Niger State of Nigeria.

FINANCIAL HIGHLIGHTS FOR THE YEAR ENDED 31ST DECEMBER, 2014

S/NO	DESCRIPTION	ACTUAL 2013 N 000	BUDGET 2014 N 000	ACTUAL 2014 N 000
A	REVENUE			
1	Internally Generated Revenue	4,121,973,572.37	6,345,890,060.00	5,150,560,614.98
2	Statutory Allocation	49,310,895,724.00		43,905,569,357.62
3	Value Added Tax	8,787,220,091.17		7,747,560,816.02
4	Excess Crude	3,387,109,654.02		20,109,424.14
5	Bank Interest	59,285,316.52		107,664,121.00
6	Grants	1,746,002,292.54		2,381,376,186.77
7	Bond	-	12,000,000,000.00	12,000,000,000.00
8	Other Receipts	-		5,056,631,328.66
9	SURE - P.	3,116,607,273.16		3,097,676,512.56
10	Refunds	1,411,446,252.15		700,746,793.78
11	Proceeds from Sales	93,500,000.00		-
12	Dividend Received	1,044,907.45		-
13	Internal Loans	1,000,000,000.00		6,680,000,000.00
	TOTAL REVENUE	<u>N73,035,085,083.38</u>		<u>N87,847,895,155.53</u>
B	RECURRENT EXPENDITURE			
1	Personnel Cost	9,940,418,032.38	11,641,481,924.52	11,425,170,319.28
2	Over head Cost	12,898,072,174.82	10,935,056,320.00	10,248,979,449.71
3	Consolidated Revenue Fund Charges	3,218,934,238.32	7,595,235,836.00	3,321,290,627.40
4	Grants & Subventions	19,012,387,942.97	17,153,624,920.76	17,727,914,258.60
5	Gratuities & Pensions	1,696,372,106.91	-	1,634,026,377.62
6	Others of General Nature	1,351,891,390.70	-	3,119,305,731.57
	TOTAL RECURRENT EXPENDITURE	<u>N48,118,075,886.10</u>	<u>N47,325,399,001.28</u>	<u>N47,476,686,764.18</u>
C	CAPITAL EXPENDITURES			
1	Economic Sector	6,182,094,884.14	18,324,162,104.00	12,970,161,718.10
2	Social Sector	4,764,867,740.65	745,270,360.00	2,973,823,488.36
3	Regional Sector	3,004,057,197.85	5,343,128,814.00	4,850,376,983.88
4	Administrative Sector	4,874,836,883.97	15,707,001,667.00	6,534,373,026.12
5	Science & Technology Sector	-	442,500,000.00	-
6	North South Power Company	5,397,487,436.02	-	-
7	Loan Repayment (External loans)	78,253,684.95	-	164,163,191.40
8	Loan Repayment (Internal loans)	9,029,744,854.42	-	11,026,319,725.28
	TOTAL	<u>N33,331,342,682.00</u>	<u>N51,562,062,945.00</u>	<u>N38,519,218,133.14</u>
	TOTAL (B+C)	<u>N81,449,418,568.10</u>	<u>N98,887,461,946.28</u>	<u>N85,995,904,897.32</u>
D	CASH BALANCES			
	NET Cash A-(B+C)	(N8,414,333,484.72)		N1,851,990,258.21
	Opening Balance	N13,553,132,179.50		N5,138,798,694.78
	Closing Balance	N5,138,798,694.78		N6,990,788,952.99

STATEMENT NO 1.

CASH FLOW STATEMENT FOR THE YEAR ENDED 31ST DECEMBER, 2014

PREVIOUS YEAR 2013 N 000	DESCRIPTION OPERATIONAL ACTIVITIES	NOTE	CURRENT YEAR 2014 N 000
	RECIEPTS		
4,121,973,572.37	Internally Generated Revenue	1	5,150,560,614.98
49,310,895,724.00	Statutory Allocation	2	43,905,569,357.62
8,787,220,091.17	Value Added Tax	3	8,747,560,816.02
3,387,109,654.02	Excess Crude	4	20,109,424.14
59,285,316.52	Interest from Banks	5	107,664,121.00
-	Other Receipts	5	5,056,631,328.66
1,411,446,252.15	Refunds	5	700,746,793.78
1,746,002,292.54	Grants	5a	2,381,376,186.77
3,116,607,273.16	SURE - P.		3,097,676,512.56
<u>N71,940,540,175.93</u>	TOTAL RECIEPTS		<u>N69,167,895,155.53</u>
	PAYMENTS		
9,940,418,032.38	Personnel Emoluments	6	11,425,170,319.28
12,898,072,174.82	Recurrent Expenditure	7	10,248,979,449.71
6,182,094,884.14	Economic Sector	8	12,970,161,718.10
-	Science & Technology	8	-
4,764,867,740.65	Social Sector	8	2,973,823,488.36
3,004,057,197.85	Regional Development Sector	8	4,850,376,983.88
4,874,836,883.97	Administrative Sector	8	6,534,373,026.12
19,012,387,942.97	Subvention to Parastatals	9	17,727,914,258.60
1,696,372,106.91	Pension & Gratuities	10	1,634,026,377.62
3,218,934,238.32	Consolidated Rev. Fund Charges	11	3,321,290,627.40
1,351,891,390.70	Others of General Nature	11a	3,119,305,731.57
<u>N66,943,932,592.71</u>	TOTAL PAYMENTS		<u>N74,805,421,980.64</u>
<u>N4,996,607,583.22</u>	NET CASH FLOW FROM OPERATIONAL ACTIVITIES		<u>(N5,637,526,825.11)</u>
	INVESTMENT ACTIVITIES:		
5,397,487,436.02)	Investments made within the year		-
93,500,000.00	Proceeds from Sales.(Fertilizer)		-
1,044,907.45	Dividends Received		-
<u>(N5,302,942,528.57)</u>	NET CASH FLOW FROM INVESTMENT		<u>-</u>
	FINANCING ACTIVITIES:		
1,000,000,000.00	Proceeds from Loan (Short term)	5	6,680,000,000.00
-	Bond		12,000,000,000.00
78,253,684.95)	Repayment of External Loans		164,163,191.40)
9,029,744,854.42)	Repayment of Internal Loans	2b	11,026,319,725.28)
<u>(N8,107,998,539.37)</u>	NET CASH FLOW FROM FINANCING ACTIVITIES		<u>N7,489,517,083.32</u>
<u>(N8,414,333,484.72)</u>	NET CASH FLOW FROM ALL ACTIVITIES		<u>N1,851,990,258.21</u>
N13,553,132,179.50	Cash & its equivalent as at 01/01/2013		N5,138,798,694.78
N5,138,798,694.78	Cash & its equivalent as at 31/12/2014		N6,990,788,952.99

STATEMENT NO 2.

**STATEMENT OF ASSETS & LIABILITIES
AS AT 31ST DECEMBER, 2014**

PREVIOUS YEAR 2013 N 000	DESCRIPTION	NOTE	CURRENT YEAR 2014 N 000
	ASSETS:		
	LIQUID ASSETS		
3,947,493,384.18	Cash & Bank Balances	12	1,953,287,744.80
1,128,185,173.86	9.0 Billion Bond Account		212,422,172.15
63,120,136.74	6.0 Billion Bond Account		12,999,728.97
	12.0 Billion Bond Account		4,812,079,307.07
<u>N5,138,798,694.78</u>	TOTAL LIQUID ASSETS		<u>N6,990,788,952.99</u>
	INVESTMENTS		
533,051,410.72	Government investments	13	574,000,000.00
5,397,487,436.02	North south Power Company		5,397,487,436.02
39,283,816,406.35	Liabilities over assets		46,781,556,882.94
<u>N50,353,153,947.87</u>	TOTAL ASSETS		<u>N59,743,833,271.95</u>
	PUBLIC FUNDS & LIABILITIES:		
	PUBLIC FUNDS		
21,379,928,998.38	Consolidated Revenue Fund		24,009,607,135.75
11,976,677,339.62	Capital Development Fund		3,193,288,875.88
3,944,456,108.65	Other Government Fund	14	4,192,901,058.87
111,532,563.16	Police reform fund		111,495,459.11
<u>N37,412,595,009.81</u>	TOTAL PUBLIC FUNDS		<u>N31,507,292,529.61</u>
	LIABILITIES		
4,767,372,932.82	Foreign loans	15	8,502,583,265.60
8,173,186,005.24	Internal loans		19,733,957,476.74
<u>N12,940,558,938.06</u>	TOTAL LIABILITIES		<u>N28,236,540,742.34</u>
<u>N50,353,153,947.87</u>	TOTAL PUBLIC FUNDS & LIABILITIES		<u>N59,743,833,271.95</u>

STATEMENT NO 3.
STATEMENT OF CONSOLIDATED REVENUE FUND
FOR THE YEAR ENDED 31ST DECEMBER, 2014

PREVIOUS YEAR 2013 N 000	DESCRIPTION	ACTUAL YEAR 2014 N 000
N14,611,391,675.15	OPENING BALANCE	N21,379,928,998.38
-	A) REVENUE INCOME:	
3,230,888,046.30	Taxes	3,531,368,872.57
156,570,501.60	Fines & Fees	678,481,864.31
217,089,807.03	License	105,769,369.86
382,142,170.99	Earnings & Sales	199,696,178.85
84,165,887.95	Rent on Government Property	184,097,962.13
11,240,808.50	Interest & Dividends (CRFC)	65,239,395.44
39,876,350.00	Miscellaneous	385,906,971.82
49,310,895,724.00	Statutory Allocation	43,905,569,357.62
59,285,316.52	Interest From Banks	-
93,500,000.00	Other Receipts	5,056,631,328.66
1,044,907.45	Dividend (NSDC)	-
1,411,446,252.15	Refunds	700,746,793.78
<u>N69,609,537,447.64</u>	TOTAL REVENUE	<u>N76,193,437,093.42</u>
	B) LESS EXPENDITURES:	
9,940,418,032.38	Personnel Cost	11,425,170,319.28
1,696,372,106.91	Gratuity & Pension	1,634,026,377.62
3,218,934,238.32	Consolidated Rev. Fund Charges	3,321,290,627.40
12,898,072,174.82	Over Head Cost.	10,248,979,449.71
19,012,387,942.97	Subvention to Parastatals	17,727,914,258.60
-	Subsidies	
1,351,891,390.70	Others of General Nature	3,119,305,731.57
<u>N48,118,075,886.10</u>	TOTAL EXPENDITURE	<u>N47,476,686,764.18</u>
<u>N21,491,461,561.54</u>	OPERATIONAL BALANCE (A -B)	<u>N28,716,750,329.24</u>
	APPROPRIATION /TRANSFER:	
-	Capital Development Fund	-
111,532,563.16	Police reform Fund	111,495,459.11
-	Internal Loans Repayment	4,595,647,734.38
<u>N111,532,563.16</u>	TOTAL AMOUNT	<u>N4,707,143,193.49</u>
<u>N21,379,928,998.38</u>	APPROPRIATED	<u>N4,707,143,193.49</u>
	CLOSING BALANCE	<u>N24,009,607,135.75</u>



**STATEMENT NO 4.
STATEMENT OF CAPITAL DEVELOPMENT FUND
FOR THE YEAR ENDED 31ST DECEMBER, 2014**

PREVIOUS YEAR 2013 N 000	DESCRIPTION	ACTUAL YEAR 2014 N 000
N12,765,594,735.34	OPENING BALANCE	N11,976,677,339.62
	- ADD: CAPITAL RECIEPTS	
	- Transfer From Cons. Rev. Fund	-
3,387,109,654.02	Excess Crude	20,109,424.14
8,787,220,091.17	Value Added Tax	8,747,560,816.02
1,746,002,292.54	Grants	
1,000,000,000.00	Internal Loans	6,680,000,000.00
	- Bond	-
	- External Loans	-
3,116,607,273.16	SURE-P	3,097,676,512.56
N30,802,534,046.23	TOTAL CAPITAL RECIEPT	N30,522,024,092.34
	CAPITAL EXPENDITURES:	
	ECONOMIC SECTOR:	
420,455,246.20	Agriculture	964,242,730.56
39,220,034.64	Livestock	25,749,652.24
9,700,000.00	Forestry	-
49,524,409.12	Fisheries	N7,261,500.00
49,688,984.00	Manufacturing	622,415,083.15
136,871,279.32	Power (Energy)	-
88,190,635.00	Commerce & Finance	178,139,236.35
5,388,444,295.86	Transport	11,172,353,515.80
N6,182,094,884.14	Sub Total	N12,970,161,718.10
	SOCIAL SECTOR:	
1,800,771,796.96	Education	2,006,967,806.00
1,715,269,371.50	Health	399,513,395.57
239,010,809.19	Information	138,894,443.69
1,009,815,763.00	Social Development	428,447,843.10
N4,764,867,740.65	Sub Total	N2,973,823,488.36
	REGIONAL DEVELOPMENT:	
518,944,293.08	Water Supply	477,844,993.34
282,000,000.00	Sewage & Drainage	2,253,284,349.48
1,432,755,911.75	Housing	1,373,643,447.95
166,154,140.00	Survey & Mapping	508,593,604.29
604,202,853.02	Urban & Reg. Planning	237,010,588.82
N3,004,057,197.85	Sub Total	N4,850,376,983.88
	ADMINISTRATION:	
4,874,836,883.97	General Administration	6,534,373,026.12
-	Public Debt Charges	-
4,874,836,883.97	Sub Total	6,534,373,026.12
	SCIENCE & TECH SECTOR:	
-	Science & Technology	-
-	Sub Total	-
N18,825,856,706.61	TOTAL CAPITAL EXPENDITURE	N27,328,735,216.46
N11,976,677,339.62	CLOSING BALANCE	N3,193,288,875.88

NOTE 1.
INTERNALLY GENERATED REVENUE

HEAD	TITLE	BUDGET 2014 N 000	ACTUAL 2014 N 000
401	TAXES(DIRECT & INDIRECT)	4,330,351,437.00	3,531,368,872.57
402	FINES & FEES	831,990,376.00	678,481,864.31
403	LINCENSES	129,700,000.00	105,769,369.86
404	EARNINGS & SALES	244,878,025.00	199,696,178.85
405	RENT ON GOVERNMENT PROPERTY	255,750,666.00	184,097,962.13
406	MISCELLANEOUS	473,219,556.00	385,906,971.82
408	CONSOLIDATED REVENUE FUND	80,000,000.00	65,239,395.44
	TOTAL	N6,345,890,060.00	N5,150,560,614.98

NOTE 2.
STATUTORY ALLOCATION

MONTH	FAAC N 000	AUGMENTATION N 000	NON OIL N 000	NNPC REFUND N 000	SURE-P N 000	GROSS ALLOCATION N 000
JAN	3,504,025,908.17	-	-	118,213,910.61	258,139,709.38	3,880,379,528.16
FEB	3,723,652,312.03	-	-	118,213,910.61	258,139,709.38	4,100,005,932.02
MAR	3,921,867,691.02	-	-	118,213,910.61	258,139,709.38	4,298,221,311.01
APR	3,946,441,109.41	-	-	118,213,910.61	258,139,709.38	4,322,794,729.40
MAY	3,946,055,106.01	-	-	-	258,139,709.38	4,204,194,815.39
JUN	3,654,436,476.61	-	1,332,838,671.30	-	8,139,709.38	5,245,414,857.29
JUL	4,280,094,744.50	-	593,014,393.14	-	258,139,709.38	5,131,248,847.02
AUG	3,558,354,246.26	-	-	-	258,139,709.38	3,816,493,955.64
SEPT	3,253,600,175.44	-	264,273,248.78	-	258,139,709.38	3,776,013,133.60
OCT	3,453,027,346.04	-	258,139,709.38	-	258,139,709.38	3,969,306,764.80
NOV	3,553,202,545.04	-	-	227,891,151.34	258,139,709.38	4,039,233,405.76
DEC	3,110,811,697.09	563,837,101.53	-	-	258,139,709.38	3,932,788,508.00
TOTAL	N43,905,569,357.62	N563,837,101.53	N2,448,266,022.60	N700,746,793.78	N3,097,676,512.56	N50,716,095,788.09

**NOTE 2a.
DETAILS OF DEDUCTIONS 2014**

MONTH	EXTERNAL LOANS N 000	FERTILISER N 000	9 BILLION BOND N 000	12BILLION BOND N 000	(PRPG) N 000	OTHERS N 000	TOTAL DEDUCTION N 000
JAN	6,986,727.49	-	205,590,587.00	297,480,800.00	35,040,259.08	-	545,098,373.57
FEB	6,986,727.49	-	205,590,587.00	297,480,800.00	37,236,523.12	-	547,294,637.61
MAR	15,559,426.37	-	205,590,587.00	297,480,800.00	39,218,676.91	45,293,600.46	603,143,090.74
APRIL	15,559,426.37	167,996,125.00	205,590,587.00	297,480,800.00	-	37,865,449.98	724,492,388.35
MAY	15,559,426.37	125,997,093.75	205,590,587.00	297,480,800.00	-	-	644,627,907.12
JUN	15,559,426.37	125,997,093.75	205,590,587.00	297,480,800.00	-	-	644,627,907.12
JUL	15,559,426.37	125,997,093.73	205,590,587.00	297,480,800.00	-	-	644,627,907.10
AUG	15,559,426.37	-	205,590,587.00	297,480,800.00	-	-	518,630,813.37
SEPT	15,559,426.37	-	205,590,587.00	297,480,800.00	-	-	518,630,813.37
OCT	15,559,426.37	-	205,590,587.00	297,480,800.00	-	-	518,630,813.37
NOV	12,857,162.73	-	205,590,587.00	297,480,800.00	-	-	515,928,549.73
DEC	12,857,162.73	-	205,590,587.00	297,480,800.00	-	-	515,928,549.73
TOTAL	N164,163,191.40	N545,987,406.23	N2,467,087,044.00	N3,569,769,600.00	N111,495,459.11	N83,159,050.44	N6,941,661,751.18

**NOTE 2b.
DETAILS OF DEDUCTIONS 2014**

DETAILS	REPAYMENTS N 000
1 INTERNAL LOANS	
From Source:	
a 6.0 Billion Bond(various projects)	-
b 9.0 Billion Development Bond	2,467,087,044.00
c 12 Billion Bond	3,569,769,600.00
Internal Loans (Various Banks)	4,989,463,081.28
Fertilizer Repayment	545,987,406.23
2 EXTERNAL LOANS (Various projects)	164,163,191.40
TOTAL	N11,736,470,322.91

**NOTE 3.
VALUE ADDED TAX**

MONTH	ALLOCATION N 000
JANUARY	716,597,661.89
FEBRUARY	910,913,224.30
MARCH	739,579,055.45
APRIL	700,898,434.73
MAY	721,499,420.38
JUNE	718,153,701.04
JULY	729,116,959.15
AUGUST	718,724,923.04
SEPTEMBER	675,310,551.92
OCTOBER	716,367,389.32
NOVEMBER	735,811,873.65
DECEMBER	664,587,621.15
TOTAL	N8,747,560,816.02

**NOTE 4.
EXCESS CRUDE OIL**

MONTH	ALLOCATION N 000
JANUARY	-
FEBRUARY	-
MARCH	-
APRIL	-
MAY	-
JUNE	-
JULY	-
AUGUST	-
SEPTEMBER	-
OCTOBER	20,109,424.14
NOVEMBER	-
DECEMBER	-
TOTAL	N20,109,424.14

NOTE 5.
SCHEDULE OF OTHER INCOME

S/NO	DETAILS	AMOUNT
1	Other Receipts: FGN.	N 000
	a NNPC Refund	700,746,793.78
	b AUGMENTATION	563,837,101.53
	c NON OIL REVENUE	2,448,266,022.60
	d EXCHANGE GAINS	44,528,204.53
	e ECOLOGICAL FUNDS	2,000,000,000.00
2	Interest received -various Banks	107,664,121.00
3	Other Receipts:	-
	a Bond	12,000,000,000.00
	b Sales of fertilizer	-
	c Short term loans (Zenith Bank)	2,000,000,000.00
	d Short term loans (Zenith Bank)	2,680,000,000.00
	e Short term loans (Access Bank)	2,000,000,000.00
	TOTAL	N12,437,378,122.44

NOTE 5a.
SCHEDULE OF GRANTS AS AT 31ST DECEMBER, 2014

DESCRIPTION	AMOUNT
	N 000
a Flood Relief	-
b M.L.G.& C. AFFAIRS	1,465,000,000.00
c Millennium Development Goals	-
d Fadama III Project	-
e Universal Basic Education	916,376,186.77
f Health System Project	-
TOTAL	N2,381,376,186.77

NOTE 6.
PERSONNEL EMOLUMENTS FOR THE YEAR ENDED 31ST DECEMBER, 2014

HEAD	MINISTRY / DEPARTMENT	APPROVED BUDGET 2014 N 000	ACTUAL EXPENDITURE 2014 N 000
412	GOVERNMENT HOUSE	166,772,245.00	217,900,763.41
413	LEGISLATURE	248,886,812.00	301,217,821.79
414	SEC. TO STATE GOVT.	2,122,524,774.80	3,866,802,915.67
415	DEPUTY GOVERNOR OFF.	23,860,747.00	28,505,089.28
416	STATE AUDIT	61,397,171.00	79,733,753.79
417	CIVIL SERVICE COMM.	67,278,238.00	61,105,552.15
418	MINISTRY OF JUSTICE	241,325,019.00	208,156,904.60
419	JUDICIARY (HIGH COURT)	3,169,657,382.00	2,004,339,087.35
420	MINISTRY OF FINANCE	113,359,355.00	143,622,146.36
421	MINISTRY OFWORKS	302,057,676.00	310,886,930.84
422	MINISTRY OF AGRICULTURE	163,846,865.00	182,766,603.90
423	MINISTRY OF EDUCATION	1,250,319,600.00	1,343,709,173.21
424	MINISTRY OF HEALTH	360,960,888.00	530,224,579.18
425	MINISTRY OF COMMERCE	93,379,063.00	114,365,931.37
426	JUD. SERVICE COMMISSION.	75,724,080.00	49,993,921.58
427	LOCAL GOVERNMENT AUDIT	58,220,012.64	66,579,595.50
429	PLANING COMMISSION	68,260,354.00	119,514,482.88
432	LOC. GOVT. SERVICE COMM.	63,385,322.00	54,087,864.88
433	MINISTRY OF INFORMATION	74,045,896.00	68,821,816.76
435	MIN. FOR WOMEN AFFAIRS	198,718,888.00	188,122,742.24
436	MIN. OF LANDS & HOUSING	164,172,772.00	182,288,089.26
437	SOLID MINERALS	155,671,770.08	27,856,458.45
438	WATER RESOURCES & R/DEVL.	49,686,008.00	135,948,304.27
439	LOCAL GOVT. & CHIEFTAINCY	63,132,197.00	77,254,913.06
440	HEAD OF SERVICE	1,462,174,999.00	139,328,533.90
441	POVERTY ERADICATION	40,484,694.00	38,309,189.71
442	MINISTRY OF TRANSPORT	110,646,565.00	84,874,614.15
443	LIVESTOCK & FISHERIES	310,105,280.00	279,225,117.31
444	YOUTH DEVELOPMENT	49,498,193.00	54,409,100.99
445	SCIENCE TECHNOLOGY	63,664,024.00	108,909,541.69
446	HIGHER EDUCATION	35,213,541.00	62,221,119.86
448	TOURISM & CULTURE	36,675,039.00	40,687,409.12
449	MIN. OF SPORT DEV.	123,245,736.00	158,100,038.46
450	MIN. OF ENV. PARKS & GARDEN	53,130,718.00	95,300,212.33
	TOTAL	11,641,481,924.52	11,425,170,319.28

**NB:- The Budgeted and Actual Personnel Emolument of SSG Includes salary payments of Political Appointees.

NOTE 7.
RECURRENT EXPENDITURE FOR THE YEAR ENDED 31ST DECEMBER, 2014

HEAD	MINISTRY/DEPARTMENT	APPROVED BUDGET 2014 N 000	ACTUAL EXPENDITURE 2014 N 000
412	GOVERNMENT HOUSE	4,211,000,000.00	4,474,431,853.14
413	LEGISLATURE	1,300,000,000.00	1,078,635,969.00
414	SEC. TO STATE GOVT.	557,000,800.00	538,439,657.15
415	DEPUTY GOV. OFFICE.	200,000,000.00	116,240,024.00
416	STATE AUDIT	30,000,000.00	30,124,953.37
417	CIVIL SERVICE COMM.	60,000,000.00	30,328,408.63
418	MINISTRY OF JUSTICE	77,593,320.00	116,236,900.00
419	JUDICIARY (H/COURT)	230,000,000.00	165,492,126.77
420	MINISTRY OF FINANCE	1,250,000,000.00	1,264,817,090.79
421	MINISTRY OFWORKS	6,612,200.00	,696,821.84
422	MINISTRY OF AGRIC.	40,000,000.00	35,588,602.00
423	MINISTRY OF EDUCATION	1,140,000,000.00	1,295,242,855.05
424	MINISTRY OF HEALTH	150,000,000.00	175,592,842.54
425	MIN. OF COMMERCE	30,000,000.00	38,424,622.10
426	JUD. SERVICE COMM.	7,000,000.00	6,205,094.00
427	LOCAL GOVT. AUDIT	6,000,000.00	6,004,132.00
429	PLANING COMMISSION	135,000,000.00	138,328,988.00
432	LOC. GOVT. SERV. COMM.	6,000,000.00	1,923,972.50
433	MIN. OF INFORMATION	80,000,000.00	47,605,380.82
435	MIN. FOR W/AFFAIRS	80,000,000.00	85,529,367.00
436	MIN. OF LANDS & HOUSING	25,000,000.00	26,644,838.00
437	MIN. OF ENVIRON & FORESTRY	72,000,000.00	31,793,807.41
438	WATER RESOURCES & R/DEVL.	24,000,000.00	22,659,791.57
439	LOCAL GOVT. & CHIEFTAINCY	2,500,000.00	6,456,255.12
440	HEAD OF SERVICE	442,850,000.00	164,251,939.00
441	POVERTY ERRADICATION	40,000,000.00	66,192,772.00
442	MINISTRY OF TRANSPORT	30,000,000.00	19,469,597.00
443	LIVESTOCK & FISHERIES	24,500,000.00	33,059,491.28
444	YOUTH DEVELOPMENT	540,000,000.00	78,851,807.00
445	SCIENCE TECHNOLOGY	24,000,000.00	30,817,141.00
446	HIGHER EDUCATION	30,000,000.00	35,915,847.92
448	TOURISM & CULTURE	30,000,000.00	34,045,067.50
449	MIN. OF SPORT DEV.	30,000,000.00	34,690,066.57
450	MIN. OF ENV. PARKS & GARDEN	24,000,000.00	12,241,367.64
	TOTAL	N10,935,056,320.00	N10,248,979,449.71

NOTE 8.
CAPITAL EXPENDITURE FOR THE YEAR ENDED 31ST DECEMBER, 2014

HEAD	MINISTRY/SECTOR	APPROVED BUDGETED 2014 N 000	ACTUAL EXPENDITURE 2014 N 000
	ECONOMIC SECTOR		
450	AGRICULTURE	2,516,300,000.00	964,242,730.56
451	LIVESTOCK	390,000,000.00	25,749,652.24
452	FORESTRY	12,000,000.00	-
453	FISHRIES	85,000,000.00	7,261,500.00
454	MANUFACTURING	1,795,040,000.00	622,415,083.15
455	POWER (ENERGY)	850,000,000.00	-
456	COMMERCE & FINANCE	794,960,000.00	178,139,236.35
457	TRANSPORT	11,880,862,104.00	11,172,353,515.80
	SUB TOTAL	N18,324,162,104.00	N12,970,161,718.10
	SOCIAL SECTOR		
458	EDUCATION	5,192,766,221.00	2,006,967,806.00
459	HEALTH	3,343,834,538.00	399,513,395.57
460	INFORMATION	330,000,000.00	138,894,443.69
461	SOCIAL DEVELOPMENT	2,878,669,601.00	428,447,843.10
	SUB TOTAL	N11,745,270,360.00	N2,973,823,488.36
	REGIONAL DEVELOPMENT SECTOR		
462	WATER SUPPLY	1,168,942,039.00	477,844,993.34
463	SEWAGE & DRAINAGE	686,190,345.00	2,253,284,349.48
464	HOUSING	2,365,000,000.00	1,373,643,447.95
465	SURVEY & MAPPING	584,996,430.00	508,593,604.29
466	URBAN & R/PLANING	538,000,000.00	237,010,588.82
	SUB TOTAL	N5,343,128,814.00	N4,850,376,983.88
	GENERAL ADMINISTRATION		
467	ADMINISTRATION	11,287,001,667.00	6,534,373,026.12
	PUBLIC DEBT CHARGES	3,000,000,000.00	-
	SUB TOTAL	N14,287,001,667.00	N6,534,373,026.12
	SCIENCE & TECHNOLOGY	N442,500,000.00	-
468	SUB TOTAL	N442,500,000.00	-
	TOTAL CAPITAL EXPENDITURE	N50,142,062,945.00	N27,328,735,216.46

NOTE 9. SUBVENTION TO PARASTATALS AS AT 31ST DECEMBER, 2014

HEAD	PARASTATAL	APPROVED ESTIMATE N 000	PERSONEL COST N 000	OVERHEAD COST N 000	TOTAL EXPENDITURE N 000
0431-001	College of Education	660,821,685.00	698,736,331.56	1,455,187.50	700,191,519.06
0431-002	Niger State Housing Corporation	113,007,709.00	225,664,828.10	2,910,375.00	228,575,203.10
0431-003	Niger State Polytechnic	716,877,815.00	722,485,597.93	3,052,875.00	725,538,472.93
0431-004	Media Corporation (Radio Division)	183,222,429.00	164,597,559.79	2,965,324.50	167,562,884.29
0431-005	R.E.B	50,569,954.00	73,378,893.01	1,739,455.75	75,118,348.76
0431-006	NIGROMA	38,449,301.00	44,452,201.24	3,535,875.00	47,988,076.24
0431-007	Pilgrims Welfare Commission	88,967,920.00	55,326,602.55	22,061,131.28	77,387,733.83
0431-008	Board of Internal Revenue	147,761,750.00	204,856,855.89	510,936,982.61	715,793,838.50
0431-009	Niger State Coll. of Agriculture	224,595,366.00	224,079,673.88	4,867,937.50	228,947,611.38
0431-010	N/S Council for Arts and Culture.	122,885,980.00	124,929,865.05	15,781,000.00	140,710,865.05
0431-011	Niger State Agric. Dev. Project	535,718,170.00	557,066,634.99	3,680,500.00	560,747,134.99
0431-012	Media Corporation (Printing & Pub. Div.)	61,784,049.00	102,852,372.99	1,184,875.25	104,037,248.24
0431-013	Niger State Fire Service	96,242,643.00	94,607,236.64	3,300,000.00	97,907,236.64
0431-014	Niger State Sec. Sch. Board	5,254,410,292.00	4,360,883,570.46	3,395,437.50	4,364,279,007.96
0431-015	Niger State Tourism Corporation	28,161,727.00	29,059,292.22	15,793,500.00	44,852,792.22
0431-016	Niger State Pension Board	53,619,213.00	49,655,056.54	5,232,610.12	54,887,666.66
0431-017	Science & Tech. Sch. Board	943,709,218.00	787,132,220.77	2,403,000.00	789,535,220.77
0431-018	Niger State Library Board	100,843,728.00	42,826,872.51	580,780.30	43,407,652.81
0431-019	Agency For Mass Education	116,698,863.00	103,474,793.97	4,850,625.00	108,325,418.97
0431-020	N.I.S.E. P.A	186,629,510.00	63,232,710.10	2,478,519.58	165,711,229.68
0431-021	Micro Finance Agency.	15,581,456.00	9,959,930.32	3,791,625.00	13,751,555.32
0431-022	Niger State Water Board	357,938,215.00	405,699,097.57	-	405,699,097.57
0431-023	Urban Development Board.	69,389,651.00	97,567,864.38	44,323,000.00	141,890,864.38
0431-024	N.S.T.A	78,916,568.00	85,469,732.02	-	85,469,732.02
0431-025	N/S Development Company	11,161,720.00	3,181,790.16	-	3,181,790.16
0431-026	NSIEC	81,484,058.00	98,613,488.45	4,023,750.00	102,637,238.45
0431-027	UNDP SPMA's Office	1,400,000.00	-	1,959,500.00	1,959,500.00
0431-028	JFLA/CAILS	222,934,624.00	202,987,962.30	1,688,678.10	204,676,640.40
0431-029	Scholarship Board.	30,924,972.00	27,017,405.64	12,761,000.00	39,778,405.64
0431-030	N.S Media Corporation (TV Division)	53,772,781.00	67,449,163.54	5,125,187.50	72,574,351.04
0431-031	SUBEB	300,000,000.00	1,442,901.68	170,871,179.91	172,314,081.59



0431-032	RUWATSAN	59,384,899.00	79,087,255.00	1,768,387.50	80,855,642.50
0431-033	IBB University.	591,757,447.00	-	603,564,999.96	603,564,999.96
0431-034	IBB Specialized Hospital	301,561,021.00	347,761,572.08	20,765,000.00	368,526,572.08
0431-035	Hospital Management Board	3,875,590,442.00	4,770,149,093.93	23,612,500.00	4,793,761,593.93
0431-036	Public Procurement Board	35,000,000.00	844,484.89	9,804,863.12	10,649,348.01
0431-037	N/St. Emergency Mgt.(NSEMA)	25,986,882.00	11,631,676.54	5,321,875.00	16,953,551.54
0431-038	College of Nursing Sciences, Bida.	112,326,100.00	98,720,758.58	2,195,820.80	100,916,579.38
0431-039	College of Midwifery Minna.	61,074,822.00	115,874,750.74	1,078,660.80	116,953,411.54
0431-040	School of Health Tech T/Magajiya	12,849,692.00	12,615,449.88	647,311.82	13,262,761.70
0431-041	School of Health Tech Minna	111,122,246.00	159,910,284.14	812,980.80	160,723,264.94
0431-042	Law Reform Commission.	100,912,805.76	40,723,667.78	13,620,555.00	54,344,222.78
0431-043	NGSACA	15,222,563.00	25,143,004.60	21,349,516.87	46,492,521.47
0431-044	House of Assembly Serv. Comm.	92,840,816.00	-	21,010,570.48	21,010,570.48
0431-045	Primary Health Care Devt. Agency.	306,915,928.00	346,817,035.06	5,829,375.00	352,646,410.06
0431-046	Commodity & Expert Promotion Agency	14,835,071.00	-	3,880,500.00	3,880,500.00
0431-047	State Bureau of Statistics	149,547,305.00	455,168.76	24,893,625.00	25,348,793.76
0431-048	NS Geogl Information System	26,562,148.00	-	34,324,357.61	34,324,357.61
0431-049	Fiscal Responsibility Commission	44,197,830.00	29,854,645.82	8,172,000.00	38,026,645.82
0431-050	Pub. Sect Govern RefM.& Dev. Proj	10,500,000.00	-	652,500.00	652,500.00
0431-051	Niger State Private Schools Board	7,000,000.00	-	19,967,499.96	19,967,499.96
0431-052	Niger State P.P.P Agency	20,000,000.00	-	10,978,750.00	10,978,750.00
0431-053	Millennium Develt Goals' (MDGs')	16,800,000.00	-	3,400,000.00	3,400,000.00
0431-054	Book Dev. Agency	9,155,536.00	-	20,135,833.63	20,135,833.63
0431-055	Tornadoes Club	100,000,000.00	-	35,186,000.00	35,186,000.00
0431-056	Livestock & Fish Institute	5,000,000.00	-	16,220,000.00	16,220,000.00
0431-057	Zuma Mineral Dev. Cop.	5,000,000.00	-	1,700,250.00	1,700,250.00
0431-058	Quality & Standard Assur. For Schls	5,000,000.00	-	906,250.00	906,250.00
0431-059	Accountant Generals Office	50,000,000.00	-	4,762,500.00	4,762,500.00
0431-060	N.E.P.A.D	12,000,000.00	-	16,038,438.83	16,038,438.83
0431-061	SURE-P	12,000,000.00	-	906,250.00	906,250.00
0431-062	Midland Petrogas	5,000,000.00	-	200,000.00	200,000.00
0431-063	Sports Control Board	5,000,000.00	-	8,604,820.00	8,604,820.00
0431-064	YESSO	5,000,000.00	-	2,900,000.00	2,900,000.00
0431-065	Directorate Ward Dev. Project	-	-	57,675,000.00	57,675,000.00
	TOTAL	N17,153,624,920.76	N15,768,277,354.02	N1,959,636,904.58	N17,727,914,258.60

NOTE 10.

**PAYMENT OF PENSION AND GRATUITY
JANUARY – DECEMBER, 2014**

MONTH	PENSION N 000	GRATUITY N 000	TOTAL N 000
JAN.	135,476,876.52	-	135,476,876.52
FEB.	135,476,876.52	-	135,476,876.52
MARCH	135,305,005.59	1,549,787.28	136,854,792.87
APRIL	137,899,922.83	-	137,899,922.83
MAY	135,957,159.87	1,080,504.80	137,037,664.67
JUNE	135,783,933.26	--	135,783,933.26
JULY	135,661,780.42	-	135,661,780.42
AUG	134,805,285.84	-	134,805,285.84
SEPT	134,895,762.68	299,031.48	135,194,794.16
OCT	134,728,286.55	-	134,728,286.55
NOV	134,681,609.48	-	134,681,609.48
DEC	134,706,760.80	5,717,793.70	140,424,554.50
TOTAL	₦1,625,379,260.36	₦8,647,117.26	₦1,634,026,377.62

NOTE 11.

CONSOLIDATED REVENUE FUND CHARGES

S/N	DESCRIPTION	BUDGETED ₦ 000	AMOUNT ₦ 000
1	Statutory Officers Salary	-	33,191,621.52
2	10% Local Govt Dues	660,639,447.00	593,885,600.84
3	State Cont. to New Pension	1,648,679,060.32	1,498,687,653.83
4	5% Bond Redemption	-	1,195,525,751.21
	TOTAL	₦2,309,318,507.32	₦3,321,290,627.40

NOTE 11a.

OTHER EXPENDITURES OF GENERAL NATURE

S/N	DESCRIPTION	AMOUNT ₦ 000
1	Bank Charges	255,784,551.35
2	Commission/Fees (Revenue Consultant)	594,992,722.98
3	Others from Source (See Note 2a)	194,654,509.55
4	VAT & W/H TAX	1,293,873,947.69
5	12 B Bond Charges	780,000,000.00
	TOTAL	₦3,119,305,731.57

NOTE 12.**CASH BOOK BALANCES AS AS 31ST DECEMBER, 2014**

S/NO	MINISTRY / PARASTATAL	AMOUNT N 000
1	NEWS LINE	1,113.75
2	MINISTRY FOR LOCAL GOV'T	2,430.36
3	BOARD OF INTERNAL REVENUE	5,284,365.90
4	SECONDARY EDUCATION B.	5,464.07
5	SPECIAL DUTIES	12,729.22
6	PILIGRIMS WELFARE BOARD	6,653,311.51
7	MINISTRY OF INFORMATION	294,366.72
8	MINISTRY OF LIVISTOCK & FISHERIES	2,914,760.64
9	PENSION BOARD (STATE)	72,590,692.12
10	A. D. P.	96,367.25
11	N. S. T. V	-
12	I B B. SPECIALIST HOSPITAL	7,209,985.38
13	DEPUTY GOVERNOR'S OFFICE	5,772.12
14	ZAKA'AT BOARD	-
15	COUNCIL FOR ART & CULTURE	6,382.45
16	LOCAL GOVERNMENT AUDIT	4,082.02
17	URBAN DEVELOPMENT BOARD MINNA	13,967.48
18	TERTIARY EDUCATION	6,144,446.19
19	MINISTRY OF JUSTICE	7,163.31
20	MINISTRY OF WORKS	247,463,213.50
21	JUDICIARY SERVICE COMM.	1,178.81
22	NIGER STATE LIQUAR BOARD	
23	MINISTRY FOR SPORT D.	51,815.52
24	S S G'S OFFICE	189,333.56
25	EMERGENCY MGT AGENCY	3,394.11
26	LAW REFORM COMMISSION	3,781.84
27	LOCAL GOV'T SERVICE COMM.	38,590.86
28	JFLA CAILS.	19,697,337.47
29	CIVIL SERVICE COMM.	1,322.63
30	FIRE SERVICE	-465.13
31	LIBRARY BOARD	1,572.28
32	MINISTRY OF AGRIC	33,243.99



FINANCIAL STATEMENTS FOR THE YEAR ENDED 31ST DECEMBER, 2014

33	NSTA	11,194,491.06
34	TRANSPORT	61,145.56
35	RUWATSAN AGENCY	10,474,015.34
36	NIGER STATE DEVELOPMENT COMPANY	79,160.65
37	HOSPITAL MANAGEMENT BOARD	1,716,991.91
38	SUBEB	7,439,585.15
39	AGENCY FOR MASS EDUCATION	-
40	FADAMA CO-ORDINATION OFFICE	6,036,364.11
41	MIN.OF ENV.PRKS & GRDNS.	9,524.07
42	N/S POLYTECHNIC ZUNGERU	4,632.51
43	POLITICAL BEURAU	4,319.09
44	CENTRE FOR HISTRY BEURAU	7,099.44
45	RADIO NIGER	11,223.82
46	COMMODITY & EXPORT PRO.	5,359.11
47	MINISTRY OF WATER RESOURCES	3,948.64
48	NIGER STATE AUDIT	7,687.64
49	MINISTRY OF COMMERCE & INVESTMENTS	28,207.33
50	MINISTRY OF FINANCE	165,377,879.57
51	NIGROMA	9,969.72
52	NISEPA	37,182.05
53	NGSACA	5,647.11
54	HOUSE OF ASSEMBLY	1,561,316.11
55	MINISTRY OF HEALTH	5,434,114.56
56	YOUTH DEVELOPMENT	8,401.96
57	HOUSE OF ASSEM. COMM.	₦369.24
58	OFFICE OF HAED OF SERVICE	5,055.93
59	PLANNING COMM.	13,662.08
60	PRIMARY HEALTH CARE	14,060.15
61	MINISTRY FOR LAND & HOUSING	179,160,371.45
62	NIGER STATE HOUSING COOP.	4,638,716.22
63	SCHOLARSHIP BOARD MX	467,312.93
64	MINISTRY OF EDUCATION	6,125,194.05
65	MEDIUM ENTRPRISES & MICRO FINANCE	4,038.18
66	BEURAU OF STATISTIC	2,860,114.22

67	COLLEGE OF AGRIC MOKWA	306,764.40
68	GOVERNMENT HOUSE MINNA	8,853,504.10
69	I B B. UNIVERSITY LAPAI	14,075,356.77
70	TOURISM CORPORATION	2,319.00
71	SHARIA COURT OF APPEAL	993.82
72	HIGH COURT OF JUSTISTICE	4,229.51
73	GENDER AFFAIRS	53,687.57
74	POVERTY/RELIGION AFFAIRS	9,800.65
75	WATER BOARD	421,626.17
76	N/S ELECTRICITY BOARD	16,898.85
77	PUBLIC PROCUMENT BOARD	16,869.14
78	SCHOOL OF MIDWIFERY	2,904.99
79	SCHOOL OF HEALTH/TEC	365,113.70
80	NIGER STATE INEC	890.69
81	SCHOOL OF NURSING BIDA	1,161.15
82	FISCAL RESPOSIBILITY COMMISSION	5,842.08
83	MINISTRY OF SCIENCE & TEC.	5,963.58
84	COLLEGE OF EDUCATION	66,281.12
85	ESACON	8,203.34
86	MIN.OF MINERAL & SOLID MINERAL DEV.	150.26
	TOTAL MDA"S	N795,758,372.04
85	CENTRAL ACCOUNT (FINANCE)	
	a) Sundry Accounts	1,157,529,372.76
	b) 9 Billion Bond Account	212,422,172.15
	c) 6 Billion Bond Account	12,999,728.97
	d) 12 Billion Bond Account	4,812,079,307.07
	TOTAL	N6,990,788,952.99

NOTE 13.

SCHEDULE OF INVESTMENT AS AT 31ST DECEMBER, 2014

S/NO	DETAILS	NO OF SHARES	MARKET VALUE ₦ 000
1	Gilt-Edged Securities	N/A	574,000,000.00
	TOTAL		₦574,000,000.00

NOTE 14.

**SCHEDULE OF GOVERNMENT FUND
CONTRIBUTION TO NEW PENSION SCHEME**

MONTH	7.5% EMPLOYEE	7.5% EMPLOYER	BOND	TOTAL ₦ 000
	CONTRIBUTION ₦ 000	CONTRIBUTION ₦ 000	REDEMPTION ₦ 000	
JAN.	125,044,115.53	125,044,115.53	99,853,031.45	349,941,262.51
FEB.	125,077,387.18	125,077,387.18	99,853,031.45	350,007,805.81
MARCH	125,882,013.92	125,882,013.92	100,727,599.59	352,491,627.43
APRIL	125,882,013.92	125,882,013.92	99,257,275.99	351,021,303.83
MAY	123,587,487.36	123,587,487.36	99,232,819.10	346,407,793.82
JUNE	123,881,792.25	123,881,792.25	98,597,360.56	346,360,945.06
JULY	124,724,607.65	124,724,607.65	99,295,336.54	348,744,551.84
AUG	124,148,476.69	124,148,476.69	98,749,347.45	347,046,300.83
SEPT	125,351,038.90	125,351,038.90	99,719,021.13	350,421,098.93
OCT	125,059,212.41	125,059,212.41	99,917,551.36	350,035,976.18
NOV	124,762,651.97	124,762,651.97	99,841,612.21	349,366,916.15
DEC	125,286,856.05	125,286,856.05	100,481,764.38	351,055,476.48
TOTAL	₦1,498,687,653.83	₦1,498,687,653.83	₦1,195,525,751.21	₦4,192,901,058.87

NOTE 15.
SCHEDULE OF OUTSTANDING FOREIGN LOANS
AS AT 31ST DECEMBER, 2014

DEBT CATEGORY	AMOUNT(\$).	AMOUNT (₦)
MULTI-LATERAL	\$44,750,438.24	₦8,502,583,265.60
PARIS CLUB	-	-
LONDON CLUB	-	-
TOTAL	\$44,750,438.24	₦8,502,583,265.60

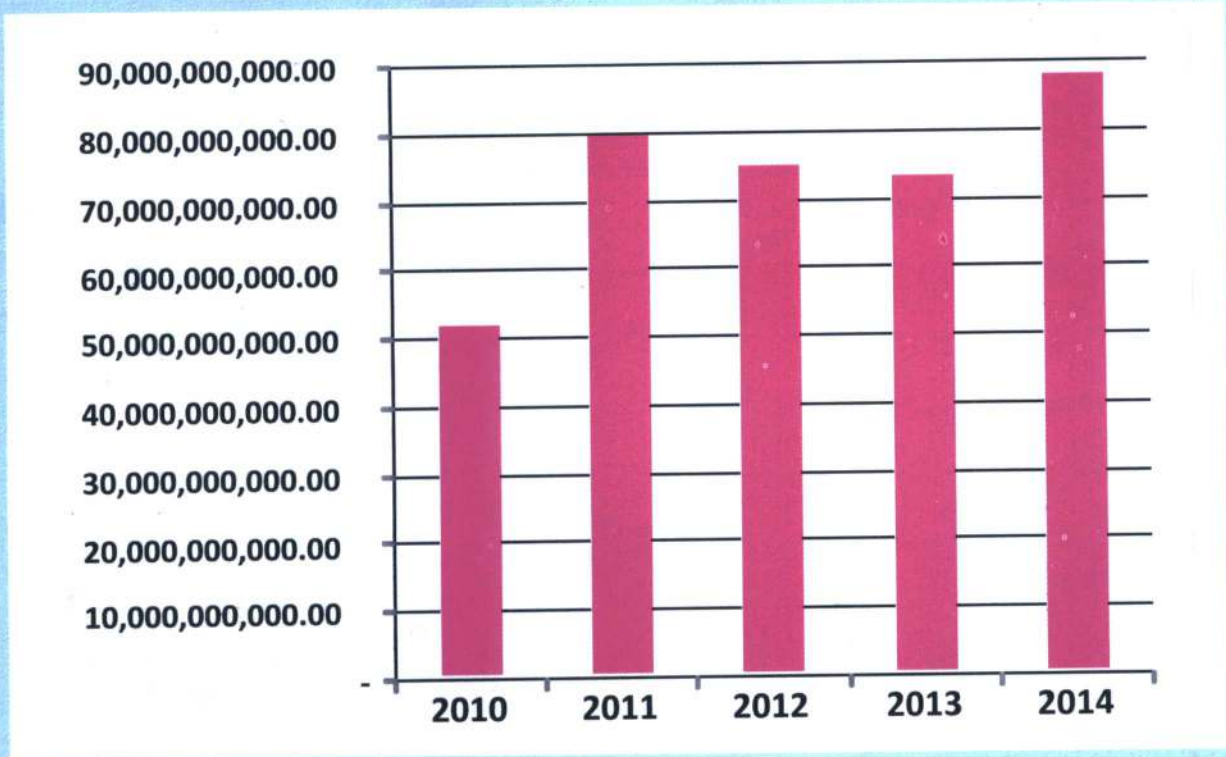
The Amount of Forty Four Million, Seven Hundred and Fifty Thousand, Four Hundred and Thirty Eight Dollars Twenty Four Cents (\$44,750.438.24) is outstanding against Niger State Government.

This translates to, Eight Billion, Five Hundred and Two Million, Five Hundred and Eighty Three Thousand , Two Hundred and Sixty Five Naira. Sixty Kobo. (₦8,502,538,265.60). Determined using exchange rate of (₦190 per Dollar).

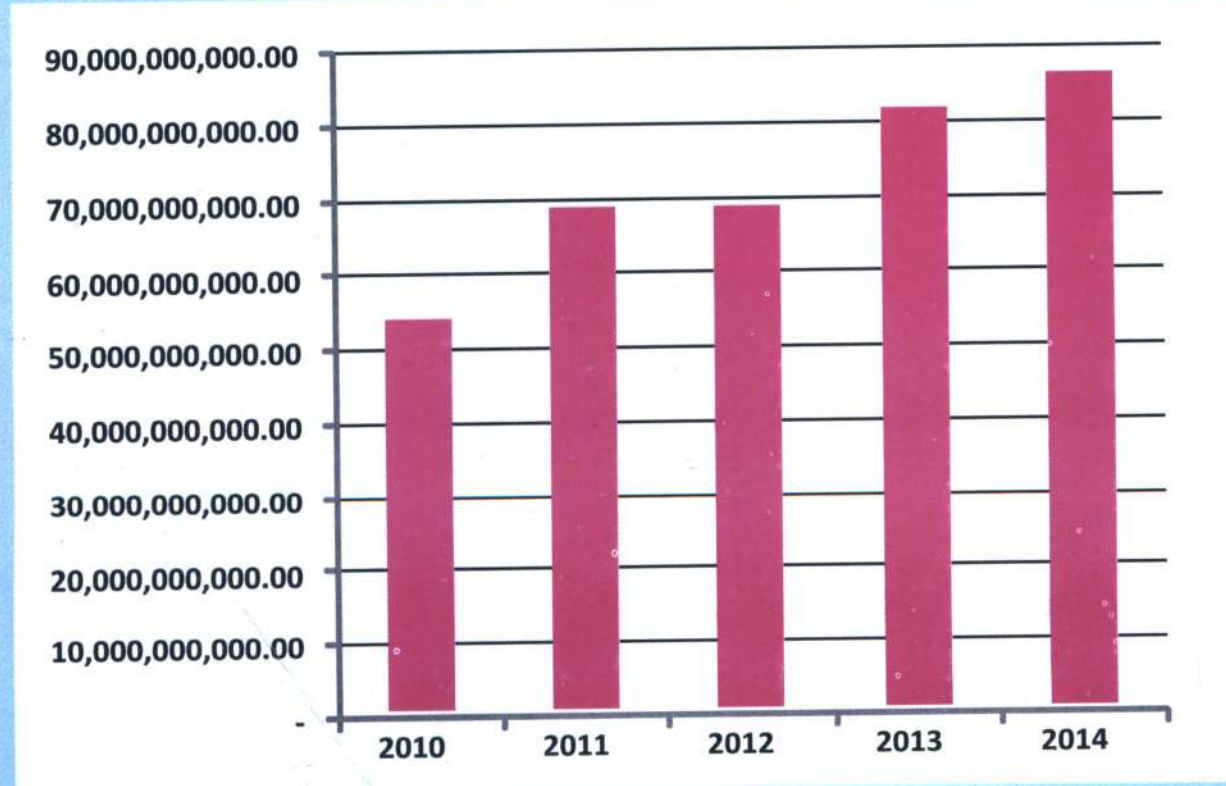
NOTE 15a.
SCHEDULE OF INTERNAL LOANS

S/NO	DETAILS	PRINCIPAL AMOUNT OUTSTANDING ₦ 000
1	9.0 Billion Bond	5,332,516,849.49
2	12.0 Billion Bond	9,539,222,809.27
3	Zenith Bank(1 Billion)	614,947,766.80
4	Zenith Bank(2 Billion)	1,532,984,337.18
5	Access (2 Billion)	800,000,000.00
6	Zenith (2.68 Billion Loan)	1,914,285,714.00
	Total	₦19,733,957,476.74

TOTAL REVENUE

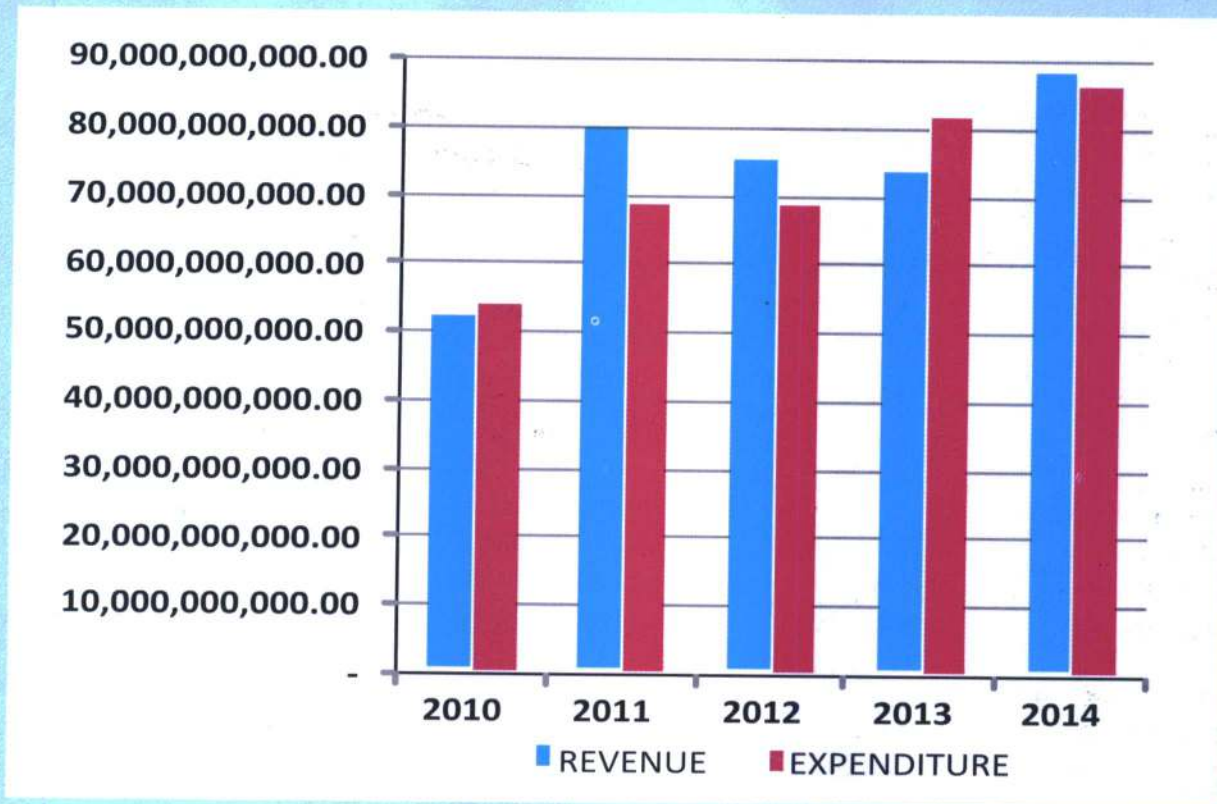


TOTAL EXPENDITURE

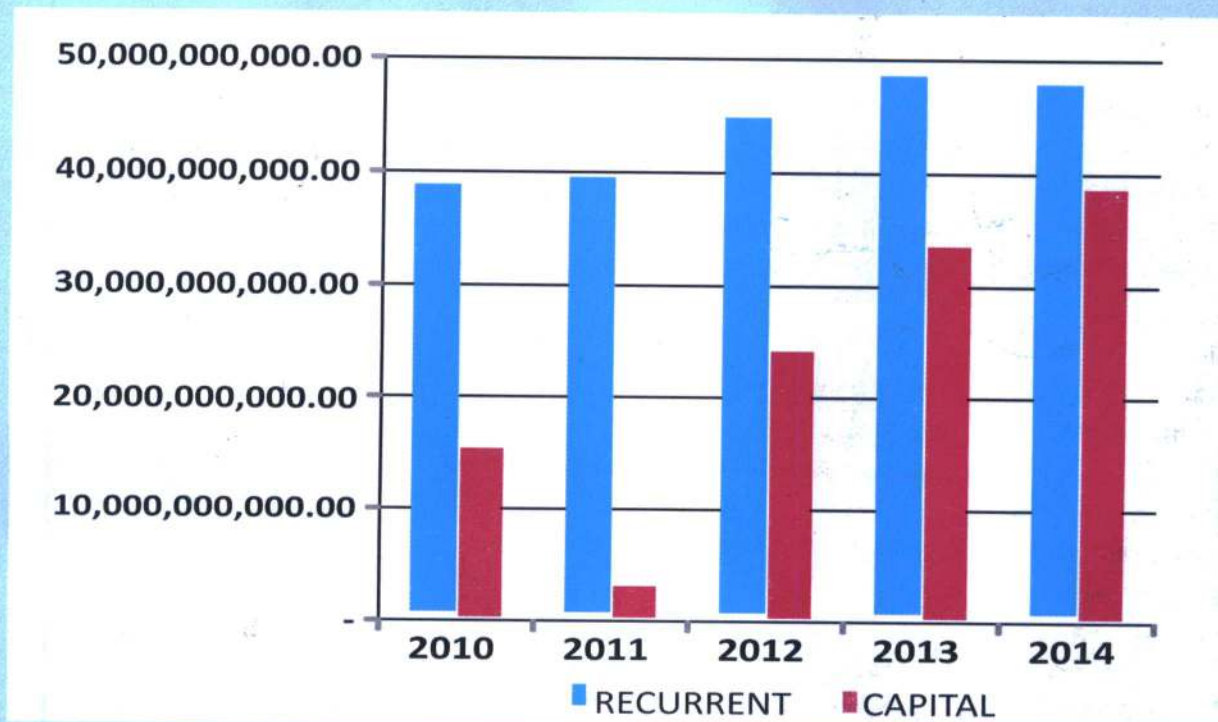




TOTAL REVENUE AND TOTAL EXPENDITURE



RECURRENT AND CAPITAL EXPENDITURE



**FINANCIAL HIGHLIGHTS FOR THE PERIOD OF FIVE YEARS
2010 – 2014**

DESCRIPTION	ACTUAL 2010 N 000	ACTUAL 2011 N 000	ACTUAL 2012 N 000	ACTUAL 2013 N 000	ACTUAL 2014 N 000
A REVENUE.					
1 Internally gen. revenue	3,167,816,558.47	3,618,370,818.15	3,782,8227,634.99	4,121,973,572.37	5,150,560,614.98
2 Statutory allocation	32,724,022,027.59	47,246,356,262.06	44,051,556,766.60	49,310,895,724.00	43,905,569,357.62
3 Value added tax	6,539,542,447.31	7,235,555,971.54	7,901,096,897.87	8,787,220,091.17	8,747,560,816.02
4 Excess crude	5,400,605,734.83	6,889,202,850.97	2,835,990,964.33	3,387,109,654.02	20,109,424.14
5 Bank Interest	45,146,460.78	2,192,905.69	151,887,952.83	59,285,316.52	107,664,121.00
6 Grants	754,178,217.00	2,105,344,146.58	3,373,626,551.72	1,746,002,292.54	2,381,376,186.77
7 Bond	-	9,000,000,000.00	-	-	12,000,000,000.00
8 Other receipts	972,976,743.65	-	5,940,994,333.49	-	5,056,631,328.66
sure-P	-	-	2,080,262,283.52	3,116,607,273.16	3,097,676,512.56
Refunds	-	-	20,953,000.07	1,411,446,252.15	700,746,793.78
9 Proceeds from Sales	-	531,368,120.00	36,750,000.00	93,500,000.00	-
# Dividend received	2,735,384.54	-	1,597,387.24	1,044,907.45	-
# Internal Loans	2,000,000,000.00	2,650,000,000.00	4,379,500,000.00	1,000,000,000.00	6,680,000,000.00
TOTAL REVENUE	51,607,023,574.17	79,278,391,074.99	74,557,043,772.66	73,035,085,083.38	87,847,895,155.53
B. RECURRENT EXPENDITURE					
1 Personnel cost	7,777,169,925.71	7,530,520,621.45	8,409,559,889.34	9,940,418,032.38	11,425,170,319.28
2 Over head cost	12,346,219,668.76	10,139,582,841.05	10,930,565,939.70	12,898,072,174.82	10,248,979,449.71
3 Consolidated rev fund	1,985,006,906.30	2,102,615,139.65	2,587,914,703.99	3,218,934,238.32	3,321,290,627.40
4 Grants & subventions	12,804,486,127.27	15,935,996,357.99	19,530,354,851.91	19,012,387,942.97	17,727,914,258.60
5 Gratuities & pensions	2,554,002,774.97	2,384,003,676.23	1,664,325,350.16	1,696,372,106.91	1,634,026,377.62
6 Others of general natu	866,160,992.93	850,655,226.85	1,313,510,434.05	1,351,891,390.70	3,119,305,731.57
TOTAL RECURRENT EX	38,333,046,395.94	38,943,373,863.22	44,436,231,169.15	48,118,075,886.10	47,476,686,764.18
C. CAPITAL EXPENDITURES					
1 Economics sector	5,890,936,618.07	7,915,315,058.80	9,975,781,252.73	6,182,094,884.14	12,970,161,718.10
2 Social sector	2,711,232,935.33	6,643,447,054.87	2,243,434,442.28	4,764,867,740.65	2,973,823,488.36
3 Regional sector	1,645,392,871.50	2,930,996,328.96	2,942,065,814.59	3,004,057,197.85	4,850,376,983.88
4 Administrative sector	2,291,527,661.23	7,938,400,711.447	4,034,920,263.64	-	6,534,373,026.12
5 Science & technology	-	105,504,781.16	-	5,397,487,436.02	-
North South Power Company	-	-	-	105,504,781.16	-
Loan repayment (Extern)	235,526,387.03	273,979,618.29	-	-	164,163,191.40
Loan repayment (Intern)	2,583,414,813.49	3,657,689,839.57	-	9,029,744,854.42	11,026,319,725.28
TOTAL	15,358,031,286.65	29,465,333,455.85	23,972,476,149.89	33,331,342,682.00	38,519,218,133.14
TOTAL (B+C)	53,691,077,682.59	68,408,707,319.04	68,408,707,319.04	81,449,418,568.10	85,995,904,897.32
D CASH BALANCES					
NET Cash A-(B+C)	(2,084,054,108.42)	10,869,683,755.95	43,079,229.51	(8,414,333,484.72)	1,851,990,258.21
Opening balance	4,724,422,575.72	2,640,368,467.30	13,510,052,223.25	13,553,132,179.50	5,138,798,694.78
Closing balance	2,640,368,467.30	13,510,052,223.25	13,553,132,179.50	5,138,798,694.78	6,990,788,952.99





NIGER STATE

...shared vision and unlimited opportunities