

# TARABA STATE GOVERNMENT



## REPORT OF THE ACCOUNTANT GENERAL OF TARABA STATE

TOGETHER WITH

## AUDITED FINANCIAL STATEMENTS

FOR THE YEAR ENDED  
31ST DECEMBER, 2022

ISSUED BY

OFFICE OF THE ACCOUNTANT GENERAL  
OF TARABA STATE OF NIGERIA, JALINGO

## **PREFACE TO THE FINANCIAL STATEMENT AND ANNUAL REPORT OF THE ACCOUNTANT-GENERAL OF TARABA STATE OF NIGERIA FOR THE FISCAL YEAR, 2022**

I Present the Annual Report of the Accountant-General of Taraba State of Nigeria, together with Financial Statement for the year ended 31<sup>st</sup> December, 2022. These Financial Statements and the attached notes to the Accounts are in line with the requirement of the International Financial Reporting Standard as recommended by the Technical Sub-Committee of the Federation Accounts Allocation Committee (FAAC).

2. Our desire is to present the Financial Statement that ensures ease reference to users. Government intends to entrench transparency, stewardship and ensure accountability in the conduct of her activities.

3 The Annual Report of the Accountant-General of Taraba State of Nigeria for the fiscal year 2022 contains a report of the financial operations and Financial Statements of Taraba State Government of Nigeria for the year. The Financial Statements provide information that can be useful in assessing the financial activities of the State. The Statements are intended to meet the needs of taxpayers, members of the legislature, investors and creditors, research institutions, suppliers, the media, International Financial Agencies and other users.

4. Let me use this opportunity to urge investors to partner with the state by investing in the Tourism and Solid Minerals sub-sectors.

5. In compliance with the provisions of section 125(2) of the Constitution of the Federal Republic of Nigeria 1999, as amended, the Financial Statement of Taraba State of Nigeria for the fiscal year 2022 have been examined and certified by the Auditor-General of Taraba State. Therefore, the report is hereby commended for public use.



Dr. Jesse Adi Ashumate  
Honourable Commissioner of Finance  
Taraba State of Nigeria  
June 23<sup>rd</sup> 2023

## RESPONSIBILITY FOR THE FINANCIAL STATEMENTS

The Accountant General is Responsible for the Preparation of the Financial Statement for each year. The Financial Statements are prepared in line with the Requirements of the International Financial Reporting Standard (IFRS) and in Accordance with the provisions of the Finance (control and Management) Act 1958 Cap 144 LFN as amended.

The Accounts have been prepared on Cash Basis and in compliance with the requirements of the Cash Basis of the International Public Sector Accounting Standards (IPSAS).

As the Accountant General of the State and Chief Accounting Officer of the Receipts and Payments of all Funds I accept the Responsibility for the Annual Consolidated Financial Statement.



Aminu Ayuba

Accountant-General of Taraba State.

23rd June, 2023

# Audit Certificate



**SECRET**

State Secretariat,  
P.M.B 1064, Jalingo  
Taraba State  
Nigeria

Phone: 079-222611

## OFFICE OF THE STATE AUDITOR GENERAL JALINGO, TARABA STATE

### AUDIT CERTIFICATE

In compliance with S.125(2) of the 1999 constitution of the Federal Republic of Nigeria (as amended), the Accounts and Financial Statements of Taraba State Government of Nigeria for the financial year ended 31<sup>st</sup> December, 2022 have been-examined under my direction.

The financial Statement were prepared in accordance with requirements of the cash Basis international Public Sector Accounting Standards (IPSAS Cash) and the Finance (Control and Management) Act.1958.

The Audit was conducted in compliance with the National Audit Standards for the Public sector in Nigeria and Generally Accepted Auditing Standards and Relevant guidelines.

I have obtained all the necessary information and explanation for the discharge of my duties and adequate returns were made by accounting officers in conformity with finance (Control and Management) Act CAP F26 LFN 2004.

In the discharge of my duties, the Financial Statement have been Certified subject to the comment contained in my report for the year ended 31<sup>st</sup> December, 2022. In my opinion, the financial statements and accounts present a true and fair view of the state of Affairs of Taraba State Government as at 31<sup>st</sup> December, 2022.

### **Special Opinion:**

The state is eligible to receive performance- based grant financing from the Federal Government Subject to performance against predefined criteria in the world Bank Assisted State Fiscal Transparency, Accountability and Sustainability Program for Result (SFTASP for R).The expenditure framework(and receipts)are detailed in Note 38 in the attached General-Purpose Financial Statement of Taraba State Government.

In my opinion, Note 39 present fairly, in all material respect, the expenditures incurred (and funds received) against the SFTAS Program by the State for the year ended 31<sup>st</sup> December, 2022 (2018, 2019, 2021 and 2022 as required) in accordance with IPSAS.

Office of the Auditor General  
State Secretariat,  
Jalingo, Taraba State,  
28<sup>th</sup> June, 2023.

**POLYCARP IRANIUS, FCNA**  
AUDITOR GENERAL,  
TARABA STATE.

**SECRET**

## **1.0 Introduction:**

I present the Annual Report and Financial Statements for the year ended 31<sup>st</sup> December, 2022. This year, the Financial Statements are presented in line with the requirements of the International Financial Reporting Standard (IFRS) as recommended by the Technical Sub-committee of the Federation Accounts Allocation Committee (FAAC). This is an important step to meeting the consolidation of the Financial Statements of the State.

## **2.0 Accounting Policy**

2.1.1 Revenue is recognized when actual cash is received.

2.1.2 Unpaid revenues are recognized in the year actual cash is paid.

2.1.3 Expenditure is recognized when actual cash is paid, however liability is taken for unpaid certificate issued by contractors for job executed and unpaid Civil Servants retirement benefits.

2.1.4 Foreign dominated loans are stated at the prevailing CBN rates.

2.1.5 Journal entries have been used to gross up FAAC receipts in order to bring into the Accounts the loan deductions.

## **3.0 The Basis of Accounts:**

The Accounts have been prepared on cash basis and in compliance with the requirements of the Cash Basis International Public Sector Accounting Standards. .

Loans and other borrowings are stated in the Financial Position, with Foreign loans stated at the Central Bank of Nigeria prevailing rate. Investments are stated at the Nominal value plus the interest earned. The Accounts also comply with the Constitution of the Nigeria, 1999 as amended and Finance (Control and Management) Act, 1958.

### **3.1 Review of the Economy:**

The benchmark price of oil was set at US\$57 per barrel and crude oil production estimated at 1.88 million barrels per day. The exchange rate was ₦410.5 to one United State Dollar and Inflation Rate of 13%. The real Gross Domestic Product was estimated to grow by 4.20%.

### **4.0 Performance of the Budget:**

The total sum of ₦149,784,896,396.82 was budgeted for the year. The Recurrent expenditure was estimated to be ₦78,072,587,679.90. The sum of ₦40,580,055,448.00 was allocated as Personnel Emoluments, the sum of ₦37,492,532,231.90 was budgeted for Overhead Cost, while Capital Budget was estimated to be ₦71,712,308,716.90.

Details of the Performance of the budget are outlined below:-

#### **4.1 Revenues:**

Revenue Overall Performance was 93.35% of the budgeted figure during the course of the year. Although the overall targeted revenues were not achieved, Surplus were recorded in some of the revenue heads such as Value Added Tax, Fines and Fees, Rent, Re-imburements and Interest Repayments and Dividends.

##### **4.1.1 Statutory Allocations**

The share of the State from the Federation Account was estimated at ₦50,662,234,050.11, but the sum of ₦41,477,377,594.55 representing 81.87% was received as Statutory Allocation from the Federation Account during the year.

##### **4.1.2 Value Added Tax Allocations:**

The share of State Government from the Value Added Tax collection was estimated to be ₦19,000,000,000.00. However, the sum of ₦23,430,142,341.18 representing 123.32% was received during the year.

#### **4.1.3 Direct Taxes:**

It was estimated that the sum of N5,045,471,532.00 of direct taxes would be generated as revenue for the year. The sum of N4,905,159,947.00 representing 97% was collected.

#### **4.1.4 Fines and Fees:**

The sum of N3,012,400,433.00 was to be generated as revenue under this head, and sum of N3,028,688,597.00 representing 101% was realized under the head.

#### **4.1.5 Licenses:**

The sum of N63,220,441.00 was collected under this Head as against the sum of N88,453,512.00 budgeted for the year and this represents 71% of the budgeted sum.

#### **4.1.6 Earnings and Sales:**

The sum of N2,136,180,023.00 was budgeted under this head and the sum of N1,684,570,397.01 was realized. This represents 79% of the budgeted sum.

#### **4.1.7 Rent on Government Property:**

The sum of N24,182,000.00 was estimated to be collected as Rent on Government property and the sum of N53,115,000.00 was realized under the head which represent 220% of the budgeted sum.

#### **4.1.8 Interest, Repayments and Dividends:**

The sum of N4,672,500.00 was estimated under this head, and the sum of N7,245,000.00 was collected and represents 155%.

#### **4.1.9 Re-Imbursements:**

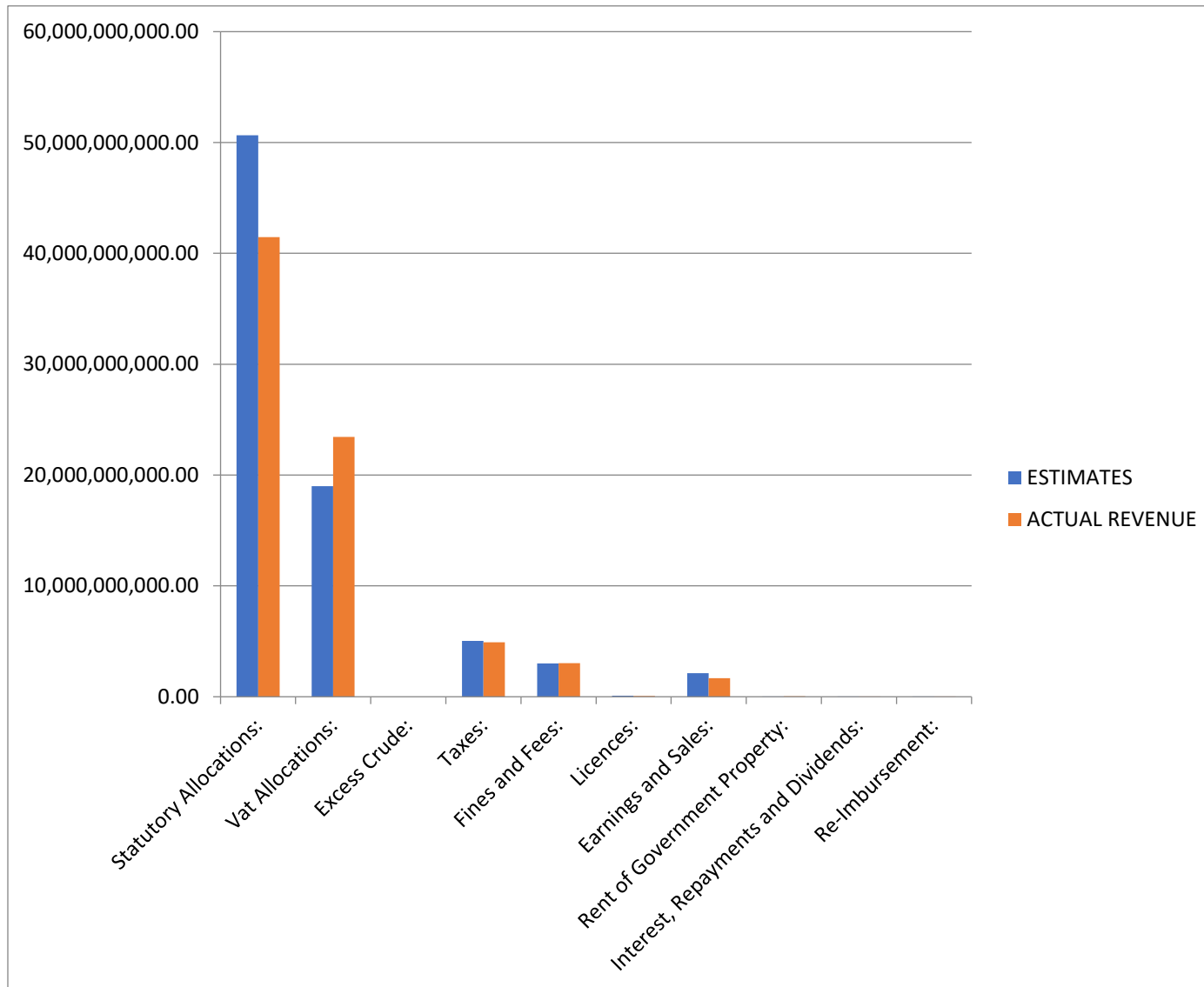
The sum of N50,000.00 was expected to be collected under this head for the year, but the sum of N2,332,458.00 was collected.

The Table below contains the details of the revenue collection:

| DETAILS OF REVENUE               | ESTIMATES         | ACTUAL REVENUE    | %<br>PERFORMANCE |
|----------------------------------|-------------------|-------------------|------------------|
| Statutory Allocation             | 50,662,234,050.00 | 41,477,377,594.20 | 81.87            |
| Vat Allocation                   | 19,000,000,000.00 | 23,430,142,341.18 | 123.32           |
| Taxes                            | 5,045,471,532.00  | 4,905,159,947.00  | 97               |
| Fines and Fees                   | 3,012,400,433.00  | 3,028,688,597.00  | 101              |
| Licences                         | 88,543,512.00     | 63,220,441.00     | 71               |
| Earning and Sales                | 2,136,180,023.00  | 1,684,570,397.01  | 79               |
| Rent of Govt. Property           | 24,184,000.00     | 53,115,000.00     | 220              |
| Interest repayment and Dividends | 4,672,500.00      | 7,245,000.00      | 155              |
| Re-Imbursements                  | 50,000.00         | 2,332,458.00      | 4665             |
| Total:                           | 79,973,734,050.11 | 74,651,851,775.39 | 93.35%           |



The graphic performance of the Recurrent Revenue is presented in figure 1 below:



## 4.2 Expenditure:

### 4.2.1 Recurrent Expenditure:

Details of the breakdown on Recurrent Expenditure showed that Personnel Emoluments amounted to N25,029,185,622.86 billion as against the budgeted sum of N31,968,794,702.61 billion representing 78.29%.

The Overhead costs were N22,518,044,623.29 billion, instead of the budgeted sum of N26,287,256,685.55 billion representing 85.66%.

The Consolidate Revenue Fund Charges recorded a total expenditure of N17,889,390,365.85 billion as against the budgeted sum of N19,251,593,953.74 billion representing 111.87%.

The graphic performance of Recurrent Expenditure Budget Performance is presented in figure 2 below:-

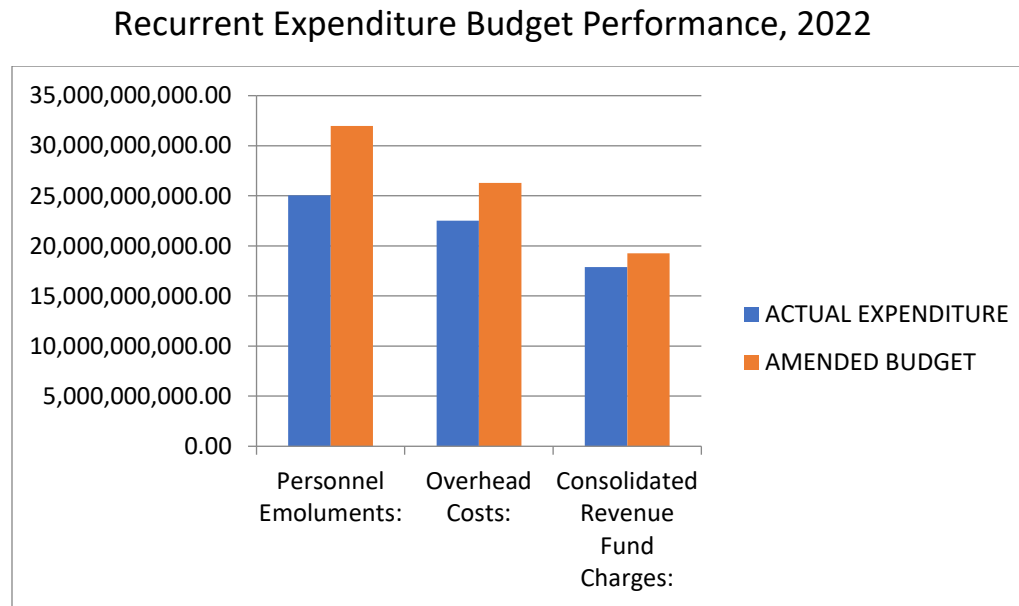


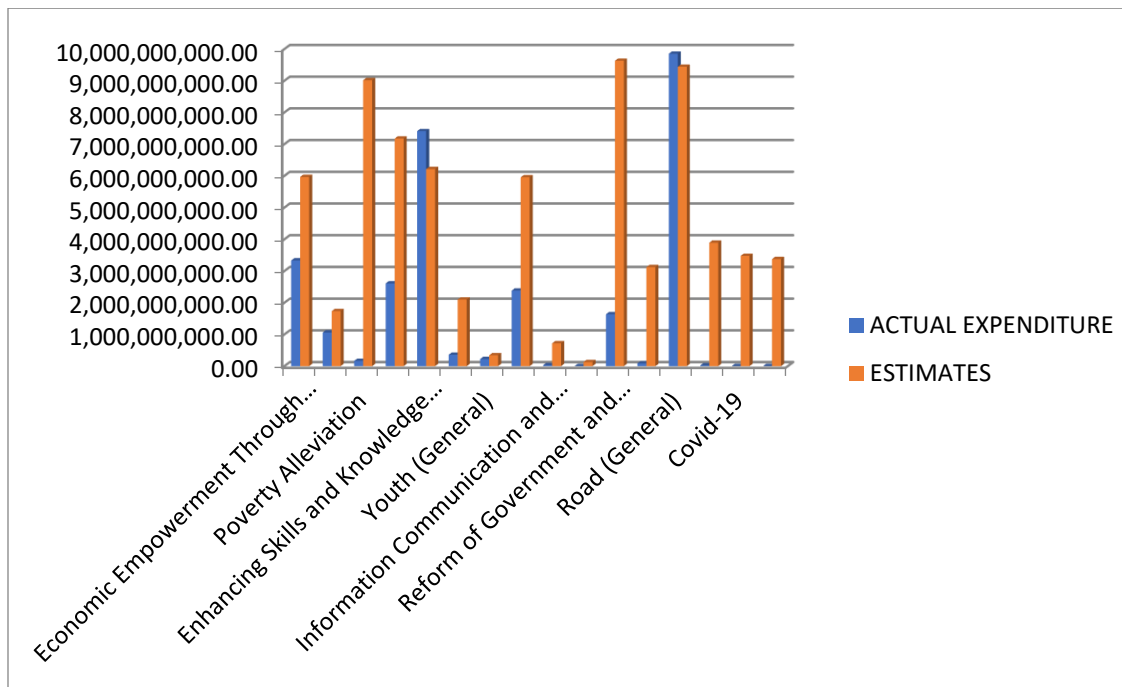
Figure 2: Recurrent Expenditure Budget Performance, 2022

Details of the Recurrent Expenditure are found under Statement No. 3 of this report.

### 4.2.2 Capital Expenditure:

The capital expenditure achieved 40.34% of the budget. Sectorial analysis of the expenditure shows that the Road (General), Enhancing Skills and Knowledge, Economic Empowerment through Agriculture, Improvement to Human Health, Water Resource and Rural Development and Reform of Government and Governance recorded the highest expenditure of N9.849 billion, N7.408 billion, N3.333 billion, N2.607 billion, N2.381 billion and N1.637 billion respectively, while the least Expenditure was recorded under Airways (General), Information Communication & Technology and Power (General) with expenditure of N22.741 million, N27.525 million and N85.575 million respectively. Covid-19 and Climate Change did not spend any money on Capital Items during the year.

The graphic performance of the Capital Expenditure Budget is presented in figure 3 below:



2022 Capital Expenditure Budget Performance

## **5.0 Financial Statements:**

Details of the analysis of the Financial Statement are presented below:

### **5.1 Cash Flow Statement:**

The Cash Flow Statement is presented as Statement No.1. The overall revenue increased to N81,976,489,100.24, Independent revenue was decreased by N25,425,185.47 compared to last year.

Government therefore, recorded a net deficit from its operating activities of N12,619,516,569.49. The liquid position of the Government decreased from N18,490,382,196.08 as at 1<sup>st</sup> January 2022 to N15,453,069,795.60 by 31<sup>st</sup> December, 2022.

### **5.2 Assets and Liabilities:**

The Statement of Assets and Liabilities is presented as Statement No.2 . The Assets consists of the Liquid cash and Investments. Cash and cash equivalents stand at N402,927,158.00 compared to last year figure of N3,584,542,803.07

Non Current Assets (Investments) consist of Contributions by Civil Servants to the National Housing Scheme which have been restored by Government, Counter-part fund Investment in Bank of Industries for Medium and Small Scale Enterprises and the Funds due from Federal Government on Roads Constructed by the State Government. The total amount is N15,050,142,637.60

The Current Liabilities consists of Unpaid Contractors Liabilities, Pension & Gratuities due but not paid, Short term Loans and Overdraft facilities amounting to N45,397,466,094.39 compared to previous year figure of N45,409,130,772.23. Non-current Liabilities(Foreign Loan) is N20,844,178,510.87 and Long-Term Internal Loan is N55,086,826,063.47. Overall, the equity position of Government decreased from N18,490,382,196.08 to N15,453,069,795.60 as at 31<sup>st</sup> December, 2022.

## 6.0 Staff Position and Training:

The organization operated with a total of 477 staff across the services of Taraba State Government during the course of the year under review.

The Staff disposition during the year covered the service-wide staff responsible for service delivery in the Finance and Accounts Departments in various Ministries, Departments and Agencies of Government and those within the Headquarters and various Sub-Treasuries across the State.

### 6.1 Staff Position:

A total of 477 staff were deployed within the Headquarters, Sub-Treasuries, various Ministries, Departments and Agencies of Government during the year. The staff disposition of professional Cadre as at 31<sup>st</sup> December, 2022 is as follows:

| <b>S/No.</b> | <b>Cadre</b>                   | <b>Grade Level</b> | <b>No.</b> |
|--------------|--------------------------------|--------------------|------------|
| 1            | Accountant-General             | Consolidated       | 1          |
| 2            | Directors(Accounts)            | 17                 | 15         |
| 3            | Deputy Directors (Accounts)    | 16                 | 31         |
| 4            | Assistant Directors (Accounts) | 15                 | 52         |
| 5            | Chief Accountants              | 14                 | 58         |
| 6            | Assistant Chief Accountants    | 13                 | 16         |
| 7            | Principal Accountants          | 12                 | 12         |
| 8            | Senior Accountants             | 10                 | 11         |
| 9            | Accountants I                  | 9                  | 17         |
| 10           | Accountants II                 | 8                  | 86         |
|              | <b>Total:</b>                  |                    | <b>299</b> |

Table1: Professional Cadre Staff Deployment.

The staff disposition of Executive cadre during the year is also presented below:

| S/No. | Cadre                                      | Grade Level | No.        |
|-------|--|-------------|------------|
| 1     | Chief Executive Office(Accounts)           | 14          | 55         |
| 2     | Assistant Chief Executive Office(Accounts) | 13          | 28         |
| 3     | Principal Executive Office(Accounts) I     | 12          | 19         |
| 4     | Principal Executive Office(Accounts) II    | 10          | 11         |
| 5     | Senior Executive Office(Accounts)          | 9           | 8          |
| 6     | Higher Executive Office(Accounts)          | 8           | 18         |
| 7     | Executive Office(Accounts)                 | 7           | 35         |
| 8     | Assistant Executive Office(Accounts)       | 6           | 4          |
|       | <b>Total:</b>                              |             | <b>178</b> |

Table: 2 Executive cadre staff deployment.

### 6.3 Training:

The Office did not relent in its training programmes including encouraging staff to attend the Mandatory Professional Accountancy Training, Workshops and Seminars. Staff were equally assisted to attain various formal training in Universities and Polytechnics to enhance their capacities and to strive to qualify as professional Accountants.

### 7.0 Conclusion:

I wish to appreciate Government for supporting the office to operate efficiently. I also wish to commend all Accounting Officers, while urging them to put more effort to achieve Accountability and Probity in the Transactions of Government.



**Aminu Ayuba**


**Accountant-General of Taraba State**

**23 June 2023**


|  |                           |                          |                          |
|--|---------------------------|--------------------------|--------------------------|
|  | <b>STATEMENT<br/>NO 1</b> |                          |                          |
| <b>TARABA STATE GOVERNMENT OF NIGERIA</b>                            |                           |                          |                          |
| <b>CASHFLOW STATEMENT FOR THE YEAR ENDED 31ST DECEMBER,<br/>2022</b> |                           |                          |                          |
|  |                           | <b>CURRENT YEAR</b>      | <b>PREVIOUS YEAR</b>     |
|  | <b>NOTES</b>              | <b>2022</b>              | <b>2021</b>              |
|  |                           | <b>N</b>                 | <b>N</b>                 |
| <b>CashFlows from Operating Actitivities:</b>                        |                           |                          |                          |
| <b>Receipts:</b>   |                           |                          |                          |
| Statutory Allocations:   | 1                         | 41,477,377,594.20        | 39,298,917,117.19        |
| Value Added Tax:   | 2                         | 23,430,142,341.18        | 18,138,662,674.48        |
| State and Local Govt. Joint A/C                                      | 3                         |                          | 7,210,000,000.00         |
| Grant:   | 4                         | 7,324,637,324.85         | 5,880,416,881.67         |
| Internally Generated Revenue   | 5                         | 9,744,331,840.01         | 9,769,757,025.48         |
| <b>Total Receipts:-</b>  |                           | <b>81,976,489,100.24</b> | <b>80,297,753,698.82</b> |
| <b>Payments:-</b>  |                           |                          |                          |
| Personnel Emoluments:  | 6                         | 25,029,185,622.86        | 7,955,675,902.49         |
| Overhead Costs:  | 7                         | 22,518,044,623.29        | 14,944,931,302.89        |
| Consolidated Revenue Fund Charges:                                   | 8                         | 17,889,390,365.85        | 14,225,991,845.59        |
| Subvention to Parastatals:   |                           | 0.00                     | 18,137,519,397.03        |
| Economic Empowerment Through<br>Agriculture:                         | 9                         | 3,333,537,889.02         | 1,571,891,713.84         |
| Societal Re-orientation (General)                                    | 10                        | 1,060,060,000.00         | 347,972,000.00           |
| Poverty Alleviation  | 11                        | 165,000,000.00           | 28,000,000.00            |

|  |    |                        |                   |
|--|----|------------------------|-------------------|
| Improvement to Human Health (General)    | 12 | 2,607,512,503.60       | 863,404,496.57    |
| Enhancing Skills and Knowledge (General) | 13 | 7,408,031,092.20       | 108,519,813.00    |
| Housing and Urban Development (General)  | 14 | 356,702,041.19         | 431,780,004.65    |
| Youth (General)                          | 15 | 223,373,000.00         | 40,875,000.00     |
| Water Resources and Rural Development    | 16 | 2,381,702,797.32       | 53,517,349.78     |
| Information Communication and Technology | 17 | 27,525,000.00          | 47,594,778.00     |
| Growing the Private Sector               |    | 0.00                   | 0.00              |
| Reform of Government and Governance      | 18 | 1,637,795,173.00       | 1,014,664,281.85  |
| Power (General)                          | 19 | 85,575,000.00          | 0.00              |
| Road (General)                           | 20 | 9,849,829,119.60       | 15,060,131,040.34 |
| Airways (General)                        | 21 | 22,741,441.80          | 118,670,512.00    |
| Covid-19                                 | 22 | 0.00                   | 154,657,299.68    |
| Climate Change                           | 23 | 0.00                   | 9,600,000.00      |
|  |    | 94,596,005,669.73      | 75,115,396,737.71 |
| Net cash Flow from Operating Activities: |    | -<br>12,619,516,569.49 | 5,182,356,961.11  |
| Cash Flows from Financing Activities:    |    |                        |                   |
| Proceeds from Loan & Other Borrowing:    | 24 | 19,200,793,969.63      | 12,362,200,377.30 |
| Bank Overdraft Facilities:               | 25 | -66,781,492.87         | -5,828,247,076.35 |
| Repayment of Loans:                      | 26 | -9,551,808,307.75      | -                 |
|  |    |                        | 15,412,019,080.37 |



|  |  |  |                   |
|--|--|--|-------------------|
| Net cash Flow from Financing Activities:   |  | 9,582,204,169.01   | -8,878,065,779.42 |
| Net Increase/Decrease in Cash & Its Equivalents:                                 |  | -3,037,312,400.48  | -3,695,708,818.31 |
| Cash & Its Equivalent as at 1st January, 2022.:                                  |  | 18,490,382,196.08  | 22,186,091,014.39 |
| Cash & Its Equivalent as at 31st December, 2022:                                 |  | 15,453,069,795.60  | 18,490,382,196.08 |
| NOTE: (i) The Statutory Allocation Consist all the Inflows from FAAC except VAT. |  |  |                   |
| (ii) Personnel Emoluments Consist of Ministries, Boards and Parastatals          |  |  |                   |
| OFFICE OF THE ACCOUNTANT-GENERAL   |  | <br>AMINU AYUBA |                   |
| MINISTRY OF FINANCE,<br>JALINGO,<br><b>TARABA STATE</b>                          |  | ACCOUNTANT-GENERAL OF<br>TARABA STATE OF NIGERIA.  |                   |
|  |  | 23 June 2023   |                   |



|                                       |            |   |                                 |                                 |
|---------------------------------------|------------|---|---------------------------------|---------------------------------|
| Short Term Loans and Debts:           | <b>35</b>  | 22,177,211,073.27   |                                 | 24,630,828,222.61               |
| Bank Overdraft Facilities:            | <b>36</b>  | <u>1,785,744,557.40</u>   |                                 | <u>1,718,963,064.53</u>         |
| <b>Total Current Liabilities:</b>     |            |   | <b>45,397,466,094.39</b>        | <b>45,409,130,772.23</b>        |
|                                       |            |   |                                 |                                 |
| <b>Non-Current Liabilities:</b>       |            |   |                                 |                                 |
| Long Term Loans (Internal Loans):     | <b>37</b>  | 55,086,826,063.47   |                                 | 55,012,945,081.25               |
| Long Term Loans (Foreign Loans):      | <b>38</b>  | <u>20,844,178,510.87</u>  |                                 | <u>9,888,559,728.60</u>         |
| <b>Total Non-Current Liabilities:</b> |            |   | <b>75,931,004,574.34</b>        | <b>64,901,504,809.85</b>        |
|                                       |            |   |                                 |                                 |
| Accumulated Funds                     | <b>ST4</b> |   | -<br><b>105,875,400,873.13</b>  | -91,820,253,386.00              |
|                                       |            |   |                                 |                                 |
|                                       |            |   |                                 |                                 |
| <b>Total Liabilities/Net Equity:</b>  |            |   | <b><u>15,453,069,795.60</u></b> | <b><u>18,490,382,196.08</u></b> |
|                                       |            |   |                                 |                                 |
| OFFICE OF THE ACCOUNTANT-GENERAL      |            |  |                                 |                                 |
| MINISTRY OF FINANCE,                  |            | AMINU AYUBA   |                                 |                                 |
| JALINGO,                              |            | ACCOUNTANT-GENERAL OF   |                                 |                                 |
| TARABA STATE                          |            | TARABA STATE OF NIGERIA.  |                                 |                                 |
|                                       |            | 23 June 2023  |                                 |                                 |





SUMMARY OF FAAC ANALYSIS FOR THE YEAR, 2022

NOTE 1

| MONTH         | FAAC ALLOCATION          | EXCHANGE GAIN ALLOCATION | CBN WUKARI          | STATUTORY REVENUE CBN/CE | TERTIARY EDUCATION | EXCESS BANK CHARGES   | SALARY REFUND     | NON OIL REVENUE       | ELECTRICITY LEVY     | OAGF CBN             | TOTAL GROSS ALLOCATION   | TOTAL DEDUCTIONS         | NET FAAC                 | VAT ALLOCATION           | TOTAL NET ALLOCATIONS    |
|---------------|--------------------------|--------------------------|---------------------|--------------------------|--------------------|-----------------------|-------------------|-----------------------|----------------------|----------------------|--------------------------|--------------------------|--------------------------|--------------------------|--------------------------|
| January       | 3,206,733,360.35         | 30,853,912.60            | 816,119.51          |                          | 14,000.00          |                       |                   |                       |                      |                      | 3,238,417,392.46         | 1,155,420,935.42         | 2,082,996,457.04         | 1,927,766,744.20         | 4,010,763,201.24         |
| February      | 1,581,556,186.39         | 30,603,090.02            | 713,352.40          | 1,188,830,641.23         |                    |                       | 50,000.00         |                       |                      |                      | 2,801,753,270.04         | 1,155,420,935.42         | 1,646,332,334.62         | 3,416,988,806.51         | 5,063,321,141.13         |
| March         | 2,129,118,469.60         |                          | -                   | -                        |                    |                       |                   |                       |                      |                      | 2,129,118,469.60         | 1,085,879,575.20         | 1,043,238,894.40         | -                        | 1,043,238,894.40         |
| April         | 3,175,289,866.22         |                          | 356,676.20          | 2,188,999,355.14         |                    | 49,398,507.41         |                   |                       |                      |                      | 5,414,044,404.97         | 1,039,514,545.93         | 4,374,529,859.04         | 1,985,490,729.84         | 6,340,020,588.88         |
| May           | 2,801,277,379.31         |                          | 197,221.61          |                          |                    | 58,723,746.69         | 253,370.00        |                       |                      | 11,006,426.50        | 2,871,458,144.11         | 1,018,508,119.43         | 1,852,950,024.68         | 1,620,962,370.45         | 3,473,912,395.13         |
| June          | 2,386,147,451.76         |                          |                     |                          |                    |                       | 253,370.00        |                       |                      |                      | 2,386,400,821.76         | 1,028,508,119.43         | 1,357,892,702.33         | 1,000,000.00             | 1,358,892,702.33         |
| July          | 3,772,373,812.84         |                          |                     |                          |                    |                       |                   |                       |                      |                      | 3,772,373,812.84         | 1,028,508,119.43         | 2,743,865,693.41         | 2,871,384,283.11         | 5,615,249,976.52         |
| August        | 4,896,527,461.39         |                          |                     |                          |                    |                       |                   |                       |                      |                      | 4,896,527,461.39         | 1,000,508,119.43         | 3,896,019,341.96         | 1,900,175,426.24         | 5,796,194,768.20         |
| September     | 2,793,530,766.46         |                          |                     |                          |                    |                       | 62,500.00         |                       |                      |                      | 2,793,593,266.46         | 1,000,508,119.43         | 1,793,085,147.03         | 3,743,786,915.10         | 5,536,872,062.13         |
| October       | 3,001,055,286.22         |                          | 315,831.63          | 132,092,293.68           |                    |                       |                   |                       | 82,345,386.03        |                      | 3,215,808,797.56         | 1,081,374,878.64         | 2,134,433,918.92         | -                        | 2,134,433,918.92         |
| November      | 2,661,609,457.37         |                          | 365,831.29          | 396,276,881.09           |                    | 33,934,509.01         |                   |                       |                      |                      | 3,092,186,678.76         | 1,000,508,119.43         | 2,091,678,559.33         | 3,903,124,113.78         | 5,994,802,673.11         |
| December      | 4,162,876,897.93         | 41,982,543.23            | 374,164.62          | 462,323,027.93           |                    |                       |                   | 198,138,440.54        |                      |                      | 4,865,695,074.25         | 1,000,508,119.43         | 3,865,186,954.82         | 2,079,462,951.95         | 5,944,649,906.77         |
| <b>TOTAL:</b> | <b>36,568,096,395.84</b> | <b>103,439,545.85</b>    | <b>3,139,197.26</b> | <b>4,368,522,199.07</b>  | <b>14,000.00</b>   | <b>142,056,763.11</b> | <b>619,240.00</b> | <b>198,138,440.54</b> | <b>82,345,386.03</b> | <b>11,006,426.50</b> | <b>41,477,377,594.20</b> | <b>12,595,167,706.62</b> | <b>28,882,209,887.58</b> | <b>23,430,142,341.18</b> | <b>52,312,352,228.76</b> |

**Note 2**

**SUMMARY OF VAT ANALYSIS FOR THE YEAR, 2022**

| <b>S/No.</b> | <b>MONTH</b>  | <b>VAT ALLOCATION</b>    |
|--------------|---------------|--------------------------|
| 1            | Jan. 2021     | 1,927,766,744.20         |
| 2            | Feb. 2021     | 3,416,988,806.51         |
| 3            | Mar. 2021     | -                        |
| 4            | Apr. 2021     | 1,965,490,729.84         |
| 5            | May. 2021     | 1,620,962,370.45         |
| 6            | Jun. 2021     | 1,000,000.00             |
| 7            | Jul. 2021     | 2,871,384,283.11         |
| 8            | Aug. 2021     | 1,900,175,426.24         |
| 9            | Sep. 2021     | 3,743,786,915.10         |
| 10           | Oct. 2021     | -                        |
| 11           | Nov. 2021     | 3,903,124,113.78         |
| 12           | Dec. 2021     | 2,079,462,951.95         |
|              | <b>TOTAL:</b> | <b>23,430,142,341.18</b> |

|              | <b>Note 4</b>                                     |                       |   |             |                                |                                 |
|--------------|---|-----------------------|---|-------------|--------------------------------|---------------------------------|
|              |   |                       |   |             |                                |                                 |
|              | <b>GRANTS RECEIVED BY TARABA STATE GOVERNMENT</b> |                       |   |             |                                |                                 |
|              | <b>FOR YEAR 2022</b>                              |                       |   |             |                                |                                 |
|              |   |                       |   |             |                                |                                 |
| <b>S/NO.</b> | <b>PROJECT/AGENCY</b>                             | <b>SOURCE OF FUND</b> | <b>PURPOSE</b>                            | <b>YEAR</b> | <b>AMOUNT RECEIVED</b>         | <b>BUDGET</b>                   |
| 1            | TARABA STATE UNIVERSITY                           | TETFUND               | Projects Intervention/Staff Training      | 2022        | 1,034,077,355.63               | 19,492,886,524.00               |
| 2            | TARABA STATE COLLEGE OF EDUCATION ZING            | TETFUND               | Projects Intervention/Staff Training      | 2022        | 332,720,096.00                 |                                 |
| 3            | TARABA STATE POLYTECHNIC                          | TETFUND               | Projects Intervention/Staff Training      | 2022        | 914,988,272.22                 |                                 |
| 4            | TARABA CARES                                      | WORLD BANK            | Take-off Taraba CARES                     | 2022        | 900,000,000.00                 |                                 |
| 5            | STATE FISCAL TRANSP. ACC. & SUST. (SFTAS)         | WORLD BANK            | Improve Accountability & Transparency     | 2022        | 1,357,455,000.00               |                                 |
| 6            | STATE PRIMARY HEALTH CARE DEV. AGENCY             | NPHCDA                | Basic Health Care Provision               | 2022        | 261,769,994.00                 |                                 |
| 7            | TARABA STATE CONTRIB. HEALTH INSU. AGENCY         | NHIS                  | National Health Insurance Scheme          | 2022        | 457,738,990.00                 |                                 |
| 9            | UNIVERSAL BASIC EDUCATION BOARD                   | FED/UBEC              | Better Education Service Delivery for All | 2022        | 2,065,887,617.00               |                                 |
|              | <b>TOTAL:</b>                                     |                       |   |             | <b><u>7,324,637,324.85</u></b> | <b><u>19,492,886,524.00</u></b> |
|              |   |                       |   |             |                                |                                 |



| NOTE 5                            |  |                  |                    |                  |         |
|-----------------------------------|--|------------------|--------------------|------------------|---------|
| TARABA STATE INTERNALLY GENERATED |  |                  |                    |                  |         |
| REVENUE (IGR) 2022                |  |                  |                    |                  |         |
| S/N                               | Ministries/ Department and Agencies        | Approved         | Revolving/Retained | Collection in    | Revenue |
|                                   |  | Est. for 2022    | Fund A/c           | Jan- Dec,2022    |         |
|                                   |  | ₦                |                    | ₦                | %       |
| 1                                 | Board of Internal Revenue                  | 5,194,609,165.00 | 62,093,000.00      | 5,994,498,215.37 | 115.40  |
| 2                                 | Bureau for Land & Survey                   | 23,250,000.00    |                    | 9,028,193.92     | 38.83   |
| 3                                 | Min. of Agriculture                        | 43,901,080.00    |                    | 62,050,300.00    | 141.34  |
| 4                                 | Ministry of Basic and Secondary Education  | 167,660,331.00   | 190,322,500.00     | 198,315,000.00   | 118.28  |
| 5                                 | Ministry of Health                         | 200,000.00       |                    | 1,052,537.00     | 526.27  |
| 6                                 | Min. of commerce and Industries            | 2,670,000.00     |                    | 1,969,000.00     | 73.75   |
| 7                                 | Min. of social Development                 | 1,594,000.00     |                    | 272,000.00       | 17.06   |
| 8                                 | Min. of Works                              | 3,580,000.00     |                    | 3,575,000.00     | 99.86   |
| 9                                 | Min. of Environment                        | 311,500,000.00   |                    | 137,574,900.00   | 44.17   |
| 10                                | Ministry of finance and Economic Dev.      | -                |                    | 770,000.00       |         |
| 11                                | Min. of women Affairs & Child Development  | 30,000.00        |                    | 90,000.00        | 300.00  |
| 12                                | Min. of cooperatives & poverty Alleviation | 427,000.00       |                    | 105,000.00       | 24.59   |
| 13                                | High court of justice                      | 13,031,852.00    |                    | 11,641,710.00    | 89.33   |

|    |   |                |                |                |         |
|----|---|----------------|----------------|----------------|---------|
| 14 | Sharia court of appeal                        | 100,000.00     |                | 5,640,937.00   | 5640.94 |
| 15 | Customary Court of appeal                     | 100,000.00     |                | 83,050.00      | 83.05   |
| 16 | Auditor General state                         | 100,000.00     |                | -              | 0.00    |
| 17 | Home Affairs & Special Services               | 1,000,000.00   |                | 500,000.00     | 50.00   |
| 18 | Office of the Head of Service ( Career Mgt)   | 80,000.00      |                | 10,000.00      | 12.50   |
| 19 | Post Primary School Mgt Board                 | -              | 227,933,952.00 | 265,534,352.00 |         |
| 20 | Taraba State Sports Council                   | 2,500,000.00   |                | 1,164,000.00   | 46.56   |
| 21 | College of Education Zing                     | 631,417,484.00 | 872,925,500.00 | 872,925,500.00 | 138.25  |
| 22 | College of Agriculture                        | 23,000,000.00  | 55,585,000.00  | 55,585,000.00  | 241.67  |
| 23 | State polytechnic Suntai                      | 133,799,550.00 | 165,753,865.00 | 165,753,865.00 | 123.88  |
| 24 | Office Of the Head of service (Est. & Record) | 231,000.00     |                | 214,000.00     | 92.64   |
| 25 | Civil Service Commission                      | 12,300,000.00  |                | 6,009,000.00   | 48.85   |
| 26 | Local Govt. Service Commission                | 162,000.00     |                | 98,000.00      | 60.49   |
| 27 | Health Service Management Board               | 12,969,577.00  |                | 1,039,700.00   | 8.02    |
| 28 | Taraba State Broadcasting Service (TSBS)      | 8,000,000.00   |                | 3,213,500.00   | 40.17   |
| 29 | Tractor Hiring Unit (THU)                     | -              |                | -              |         |
| 30 | Taraba State Agric.Dev. Programme (T.A.D.P)   | 8,940,000.00   |                | -              | 0.00    |
| 31 | Taraba state Mass.Education Board             | 43,070.00      |                | -              | 0.00    |

|    |   |                  |                  |                  |        |
|----|---|------------------|------------------|------------------|--------|
| 32 | State Library Board                           | -                |                  | -                |        |
| 33 | Taraba Television Corporation (TTV)           | 8,000,000.00     |                  | 6,925,013.13     | 86.56  |
| 34 | Taraba State Water and Sewage Corporation     | 75,000,000.00    | 39,044,599.00    | 39,044,599.00    | 52.06  |
| 35 | Government Printing Press                     | 10,000,000.00    |                  | 100,000.00       | 1.00   |
| 36 | Rural Water and Sanitation Agency             | -                |                  | -                |        |
| 37 | Taraba State Transport Corporation (TSTC)     | 8,000,000.00     |                  | 6,567,523.00     | 82.09  |
| 38 | Essential Drugs Programme                     | 7,000,000.00     | 939,350.00       | 1,405,800.00     | 20.08  |
| 39 | Taraba State University                       | 1,432,378,066.00 | 1,240,226,329.35 | 1,240,226,329.35 | 86.59  |
| 40 | Rural Electrification Agency                  | 50,000.00        |                  | 450,200.00       | 900.40 |
| 41 | Taraba State Tourism Development Board        | 1,100,000.00     |                  | 79,000.00        | 7.18   |
| 42 | TARCMA  | 4,500,000.00     |                  | 960,000.00       | 21.33  |
| 43 | TAPMA   | 1,000,000.00     |                  | -                | 0.00   |
| 44 | Taraba State Arts Council                     | 175,000.00       |                  | 50,000.00        | 28.57  |
| 45 | State Independent Elect.Commission            | 3,250,000.00     |                  | -                | 0.00   |
| 46 | State Universal Basic Edu.Board(TSUBEB)       | -                |                  | -                |        |
| 47 | Office of the SSG (General Service)           | 2,000,000.00     |                  | 803,000.00       | 40.15  |
| 48 | Specialist Hospital, Jalingo                  | 139,474,885.00   | 215,199,753.75   | 215,502,453.75   | 154.51 |
| 49 | State Commercial MotorCycle Monitoring Agency | 4,303,240.00     |                  | -                | 0.00   |

|    |  |                          |                         |                         |              |
|----|--|--------------------------|-------------------------|-------------------------|--------------|
| 50 | Ministry of Power                              | 1,500,000,000.00         |                         | -                       | 0.00         |
| 51 | State asphalt & Crushing Plant (Quarry Plant)  | 150,000,000.00           | 108,905,510.00          | 158,905,510.00          | 105.94       |
| 52 | College of Health Tech. Takum                  | 20,000,000.00            | 114,951,230.00          | 114,951,230.00          | 574.76       |
| 53 | Taskforce on Forest Management                 | -                        |                         | -                       |              |
| 54 | Ministry of Housing                            | 25,482,000.00            |                         | 4,466,000.00            | 17.53        |
| 55 | Min. of Urban & Town Development               | 5,525,000.00             |                         | 6,136,220.54            | 111.06       |
| 56 | Local Government Auditor General               | -                        |                         | -                       |              |
| 57 | Office of the Head of Service (Man power Dev.) | 50,000.00                |                         | 13,500.00               | 27.00        |
| 58 | Min. of Youth and Sports                       | -                        |                         | 23,000.00               |              |
| 59 | Taraba State Env. Protection Agency (TEPA)     | 11,165,000.00            |                         | 25,000.00               | 0.22         |
| 60 | Office of the Surveyor - General               | 6,000,000.00             |                         | 3,905,000.00            | 65.08        |
| 61 | College of Nursing & Midwifery                 | 152,060,700.00           | 116,003,800.95          | 116,003,800.95          | 76.29        |
| 62 | Ministry of Tertiary Education                 | 1,485,000.00             |                         | -                       | 0.00         |
| 63 | Ministry of Transport and Aviation             | 145,305,000.00           |                         | 29,075,900.00           | 20.01        |
| 64 | Taraba Small Town Water Supply and Sanitat.    | 1,000,000.00             |                         | -                       | 0.00         |
|    | <b>TOTAL</b>                                   | <b>10,311,500,000.00</b> | <b>3,409,884,390.05</b> | <b>9,744,331,840.01</b> | <b>94.50</b> |

| <b>NOTE 6</b>  |                  |                |                |             |                |
|--|------------------|----------------|----------------|-------------|----------------|
| GOVERNMENT OF TARABA STATE OF NIGERIA                  |                  |                |                |             |                |
| STATEMENT OF PERSONNEL COSTS AS AT 31ST DECEMBER, 2022 |                  |                |                |             |                |
| DETAILS OF EXPENDITURE                                 | APPROVED BUDGET  | AMENDED        | ACTUAL EXPEND  | EXCESS EXP. | SAVINGS        |
|  | 2022             | 2022 BUDGET    | 2022           |             |                |
|  | N                | N              | N              | N           | N              |
| Office of the Governor:                                | 5,752,745,411.00 | 137,602,471.61 | 114,865,595.39 |             | 22,736,876.22  |
| Office of the Deputy Governor:                         | 25,382,539.00    | 22,868,539.00  | 16,694,466.73  |             | 6,174,072.27   |
| Boundary Commission                                    | 0.00             | 2,514,000.00   | 2,513,269.10   |             |                |
| SDG's Project Support Unit:                            | 0.00             | 0.00           |                |             |                |
| State Emergency Management Agency:                     | 0.00             | 0.00           | -              |             |                |
| Bureau for Public Procurement:                         | 84,340,573.00    | 84,340,573.00  | 68,420,230.90  |             | 15,920,342.10  |
| Yangtu Dev. Area                                       | 0.00             | 0.00           |                |             |                |
| Ndaga Dev. Area  | 0.00             | 0.00           |                |             |                |
| Taraba State AIDS Control Agency                       | 0.00             | 45,710,000.00  | 45,702,358.74  |             |                |
| Taraba State Pension Board                             | 4,722,772,519.00 |                |                |             |                |
| Muslim Pilgrims Welfare Board                          | 25,734,663.00    | 25,734,663.00  | 20,835,731.23  |             | 4,898,931.77   |
| Christian Pilgrims Welfare Board                       | 16,441,609.00    | 19,841,609.00  | 19,475,112.16  |             |                |
| Nepad Taraba Coordination Office:                      | 0.00             | 0.00           |                |             |                |
| Council for Inter-Relious Affairs:                     | 0.00             | 0.00           |                |             |                |
| Council for Prerogative of Mercy:                      | 0.00             | 0.00           |                |             |                |
| Taraba State House of Assembly:                        | 671,393,579.00   | 625,683,579.00 | 476,979,423.06 |             | 148,704,155.94 |
| House of Assembly Service Commission:                  | 0.00             | 0.00           |                |             | 0.00           |
| Ministry of Information & Re-Orientation :             | 50,462,308.00    | 47,062,308.00  | 43,463,678.88  |             | 3,598,629.12   |
| Taraba Television Corporation                          | 180,288,000.00   | 180,288,000.00 | 147,341,973.70 |             | 32,946,026.30  |
| Taraba State Broadcasting Service                      | 254,880,000.00   | 254,880,000.00 | 203,353,578.11 |             | 51,526,421.89  |
| Government Printing Press:                             | 18,344,419.00    | 18,344,419.00  | 18,259,850.53  |             | 84,568.47      |
| Office of the Head of Service:                         | 608,223,974.00   | 608,223,974.00 | 585,829,050.08 |             | 22,394,923.92  |
| Bureau for Estabs & Records Office:                    | 655,653,020.00   | 655,653,020.00 | 360,029,346.50 |             | 295,623,673.50 |

|  |                  |                  |                  |  |                |
|--|------------------|------------------|------------------|--|----------------|
| Manpower Development:                        |                  |                  |                  |  | 0.00           |
| Common Service:                              | 6,164,640.00     | 6,164,640.00     | 6,063,207.44     |  | 101,432.56     |
| Office of the Auditor-General(State):        | 106,004,747.00   | 106,004,747.00   | 79,706,877.18    |  | 26,297,869.82  |
| Office of the Auditor-General(Local Govts):  | 43,230,774.00    | 63,230,774.00    | 49,365,276.88    |  | 13,865,497.12  |
| Civil Service Commission:                    | 75,605,654.00    | 75,605,654.00    | 65,687,931.25    |  | 9,917,722.75   |
| State Independent Electoral Commission:      | 17,567,208.00    | 32,567,208.00    | 31,226,057.15    |  | 1,341,150.85   |
| Local Government Service Commission:         | 5,038,412.00     | 5,038,412.00     | 3,365,491.08     |  | 1,672,920.92   |
| Local Government Staff Pension Board:        | 308,595,499.00   | 308,595,499.00   | 7,134,196.48     |  | 301,461,302.52 |
| Office of the Secretary to Government        | 1,636,952,724.00 | 1,636,952,724.00 | 1,381,783,795.60 |  | 255,168,928.40 |
| Department of Political & Cab. Affairs       |                  | 1,560,000.00     | 1,554,641.04     |  |                |
| Dept. of Home Affairs & Special Services     | 581,168,864.00   | 579,608,864.00   | 119,703,240.50   |  | 459,905,623.50 |
| Ministry of Special Duties & Hum. Services : |                  | 0.00             |                  |  | 0.00           |
| Min. of Co-operatives & Poverty Alleviation: | 27,991,952.00    | 27,991,952.00    | 25,302,897.02    |  | 2,689,054.98   |
| Ministry of Agriculture and Nat. Resources:  | 846,606,075.00   | 846,606,075.00   | 784,441,533.61   |  | 62,164,541.39  |
| College of Agriculture, Jalingo              | 1,241,674,759.00 | 1,241,674,759.00 | 1,031,669,959.71 |  | 210,004,799.29 |
| Taraba Agric. Dev. Programme                 | 225,616,259.00   | 225,616,259.00   | 224,594,926.86   |  | 1,021,332.14   |
| Tractor Hiring Unit.                         | 88,916,982.00    | 88,916,982.00    | 60,475,383.04    |  | 28,441,598.96  |
| IFAD - VCD Project Support Unit              | 0.00             | 0.00             |                  |  | 0.00           |
| Taraba Agric. Produce and Marketing Agency   | 0.00             | 0.00             |                  |  | 0.00           |
| Fadama CARES Project Support Unit            | 0.00             | 0.00             |                  |  | 0.00           |
| Ministry of Finance:                         | 167,124,487.00   | 167,124,487.00   | 126,222,320.95   |  | 40,902,166.05  |
| Debt Management Office                       | 0.00             | 0.00             |                  |  | 0.00           |
| Office of the Accountant-General:            | 675,324,608.00   | 675,324,608.00   | 577,628,637.93   |  | 97,695,970.07  |
| Board of Internal Revenue                    | 268,781,416.00   | 268,781,416.00   | 218,615,003.00   |  | 50,166,413.00  |
| Community And Social Development Project.    | 0.00             | 0.00             |                  |  | 0.00           |
| Ministry of Commerce and Industries:         | 28,996,852.00    | 28,996,852.00    | 24,434,441.94    |  | 4,562,410.06   |
| Agency For Small & Medium Scale Enterprises: | 0.00             | 0.00             |                  |  | 0.00           |
| Ministry of Science and Technology:          | 29,608,424.00    | 29,608,424.00    | 12,873,054.33    |  | 16,735,369.67  |
| Ministry of Transport & Aviation             | 60,441,635.00    | 60,441,635.00    | 45,855,431.58    |  | 14,586,203.42  |

|   |                  |                  |                  |  |                |
|---|------------------|------------------|------------------|--|----------------|
| Taraba State Motor Cycle Monitoring Agency:     | 20,818,243.00    | 20,818,243.00    |                  |  | 20,818,243.00  |
| Taraba State Transport Corporation:             | 46,550,180.00    | 49,850,180.00    | 49,828,371.58    |  |                |
| Ministry of Power:                              | 31,891,534.00    | 38,591,534.00    | 35,117,147.35    |  | 3,474,386.65   |
| Taraba Rural Electrification Agency:            | 109,467,171.00   | 109,467,171.00   | 61,001,126.22    |  | 48,466,044.78  |
| Ministry of Works:                              | 127,212,576.00   | 127,212,576.00   | 94,645,504.21    |  | 32,567,071.79  |
| Taraba Road Constructuion & Maint. Agency:      | 111,850,466.00   | 311,850,466.00   | 281,280,000.00   |  | 30,570,466.00  |
| Taraba State Asphalt & Crushing Plant:          | 284,513,696.00   | 452,513,696.00   | 452,100,000.00   |  |                |
| Ministry of Culture & Tourism:                  | 12,431,105.00    | 12,431,105.00    | 9,892,070.52     |  | 2,539,034.48   |
| Taraba State Arts Council:                      | 28,345,219.00    | 63,345,219.00    | 57,573,937.63    |  | 5,771,281.37   |
| Taraba State Tourism Development Board:         | 0.00             | 0.00             |                  |  | 0.00           |
| Ministry of Budget & Planning                   | 52,260,212.00    | 52,260,212.00    | 42,713,650.13    |  | 9,546,561.87   |
| Taraba State Fiscal Resp. Commission:           | 21,442,218.00    | 21,442,218.00    |                  |  | 21,442,218.00  |
| Ministry of Water Resources:                    | 19,020,237.00    | 72,020,237.00    | 71,846,755.10    |  |                |
| Taraba State Water and Sewerage Corporation:    | 112,131,843.00   | 149,131,843.00   | 132,045,036.04   |  | 17,086,806.96  |
| State Rural Water Supply and Sanitation Agency: | 55,200,000.00    | 55,200,000.00    | 38,045,962.29    |  | 17,154,037.71  |
| Small Towns Water Supply And Sanit. Agency:     | 96,348,954.00    | 96,348,954.00    |                  |  | 96,348,954.00  |
| State Water Supply, Sanit. and Control Agency:  | 0.00             | 0.00             |                  |  | 0.00           |
| Ministry of Solid Minerals:                     | 20,383,947.00    | 20,383,947.00    | 20,053,815.61    |  | 330,131.39     |
| Ministry of Urban & Town Development:           | 90,919,659.00    | 90,919,659.00    | 50,871,026.14    |  | 40,048,632.86  |
| Ministry of Housing:                            | 94,668,708.00    | 94,668,708.00    | 65,448,747.18    |  | 29,219,960.82  |
| Ministry of Rural Development:                  | 85,449,124.00    | 85,449,124.00    | 59,923,306.57    |  | 25,525,817.43  |
| Taraba Rural Access & Mobility Project:         | 38,000,000.00    | 38,000,000.00    |                  |  | 38,000,000.00  |
| Bureau for Land & Physical Planning:            | 61,698,085.00    | 61,698,085.00    | 53,439,355.02    |  | 8,258,729.98   |
| Office of the Surveyor General:                 | 53,245,167.00    | 53,245,167.00    | 46,228,028.99    |  | 7,017,138.01   |
| Judicial Service Commission:                    | 26,282,717.00    | 36,282,717.00    | 33,569,828.24    |  | 2,712,888.76   |
| High Court of Justice / Area Courts:            | 1,804,854,151.00 | 1,636,854,151.00 | 1,230,607,421.19 |  | 406,246,729.81 |
| Sharia Court of Appeal:                         | 76,799,998.00    | 93,799,998.00    | 81,588,959.36    |  | 12,211,038.64  |

|   |                          |                          |                          |             |                         |
|---|--------------------------|--------------------------|--------------------------|-------------|-------------------------|
| Customary Court of Appeal:                    | 89,560,323.00            | 131,560,323.00           | 117,532,101.78           |             | 14,028,221.22           |
| Ministry of Justice:                          | 224,063,302.00           | 261,663,302.00           | 167,082,531.78           |             | 94,580,770.22           |
| Ministry of Youth & Sports Development:       | 14,664,054.00            | 27,064,054.00            | 27,061,409.10            |             |                         |
| Taraba State Sport Council:                   | 25,998,524.00            | 25,998,524.00            | 19,323,194.14            |             | 6,675,329.86            |
| Ministry for Women Affairs & Child Devt:      | 17,390,462.00            | 17,390,462.00            | 11,340,417.60            |             | 6,050,044.40            |
| Ministry of Basic & Secondary Education:      | 102,273,086.00           | 102,273,086.00           | 79,773,108.91            |             | 22,499,977.09           |
| State Universal Basic Education Board:        | 389,178,057.00           | 409,178,057.00           | 396,315,048.00           |             | 12,863,009.00           |
| Taraba State Library Board:                   | 78,148,613.00            | 78,148,613.00            | 48,202,386.48            |             | 29,946,226.52           |
| Agency for Mass Education:                    | 123,399,299.00           | 123,399,299.00           | 77,811,614.75            |             | 45,587,684.25           |
| Post-Primary School Management Board:         | 6,336,553,650.00         | 6,336,553,650.00         | 5,501,729,960.96         |             | 834,823,689.04          |
| Ministry of Tertiary Education:               |                          | 0.00                     |                          |             | 0.00                    |
| Taraba State Polytechnic Suntai:              | 744,748,855.00           | 744,748,855.00           | 676,704,569.62           |             | 68,044,285.38           |
| College of Education Zing:                    | 1,800,379,954.00         | 1,800,379,954.00         | 1,563,860,802.71         |             | 236,519,151.29          |
| Taraba State University, Jalingo:             | 1,649,345,287.00         | 2,585,000,000.00         | 1,440,000,000.00         |             | 1,145,000,000.00        |
| Ministry of Health:                           | 247,115,788.00           | 422,115,788.00           | 421,570,113.27           |             |                         |
| Health Service Management Board               | 3,048,620,068.00         | 3,048,620,068.00         | 2,721,762,600.15         |             | 326,857,467.85          |
| Taraba State Essential Drugs Prog:            | 43,223,251.00            | 55,223,251.00            | 46,032,108.13            |             | 9,191,142.87            |
| Specialist Hospital, Jalingo:                 | 1,521,056,773.00         | 1,521,056,773.00         | 1,062,551,911.08         |             | 458,504,861.92          |
| Primary Health Development Agency:            | 432,874,058.00           | 432,874,058.00           | 305,399,953.75           |             | 127,474,104.25          |
| College of Nursing Jalingo.                   | 319,341,044.00           | 319,341,044.00           |                          |             | 319,341,044.00          |
| College of Health Technology Takum:           | 122,492,416.00           | 167,492,416.00           | 147,346,189.03           |             | 20,146,226.97           |
| Taraba State Contributory Health Insu. Agency |                          | 0.00                     |                          |             | 0.00                    |
| Ministry of Social Development:               | 43,044,091.00            | 43,044,091.00            | 23,938,059.90            |             | 19,106,031.10           |
| Ministry of Environment:                      | 127,319,861.00           | 177,319,861.00           | 146,003,429.79           |             | 31,316,431.21           |
| Taraba State Envir. Protection Agency:        | 21,071,349.00            | 21,071,349.00            | 15,085,932.79            |             | 5,985,416.21            |
| Bureau for Local Govt. & Chieftancy Affairs:  | 68,333,488.00            | 62,933,488.00            | 38,159,878.25            |             | 24,773,609.75           |
| Taraba Geographical Information System        | 0.00                     | 5,400,000.00             | 5,310,281.84             |             |                         |
|   | <b>40,580,055,448.00</b> | <b>31,968,794,702.61</b> | <b>25,029,185,622.86</b> | <b>0.00</b> | <b>6,937,981,827.68</b> |
|   |                          |                          |                          |             |                         |



| <b>NOTE 7</b>  |                  |                  |                  |        |               |
|--|------------------|------------------|------------------|--------|---------------|
| <b>GOVERNMENT OF TARABA STATE OF NIGERIA</b>                 |                  |                  |                  |        |               |
| <b>STATEMENT OF OVERHEAD COSTS AS AT 31ST DECEMBER, 2022</b> |                  |                  |                  |        |               |
| DETAILS OF EXPENDITURE                                       | APPROVED BUDGET  | AMENDED          | ACTUAL EXPEND    | EXCESS | SAVINGS       |
|  | 2022             | 2022 BUDGET      | 2022             | EXP.   |               |
|  | N                | N                | N                | N      | N             |
| Office of the Governor:                                      | 5,075,000,000.00 | 7,357,000,000.00 | 7,356,144,174.23 |        | 855,825.77    |
| Office of the Deputy Governor:                               | 1,995,769,577.00 | 935,769,577.00   | 851,021,976.16   |        | 84,747,600.84 |
| Boundary Commission  | 5,100,000.00     | 5,100,000.00     |                  |        | 5,100,000.00  |
| SDG's Project Support Unit:                                  | 25,500,000.00    | 25,500,000.00    |                  |        | 25,500,000.00 |
| State Emergency Management Agency:                           | 20,400,000.00    | 20,400,000.00    |                  |        | 20,400,000.00 |
| Bureau for Public Procurement:                               | 50,642,574.30    | 50,642,574.30    | 8,737,024.95     |        | 41,905,549.35 |
| Yangtu Dev. Area   | 0.00             | 128,000,000.00   | 127,500,000.00   |        | 500,000.00    |
| Ndaga Dev. Area  | 0.00             | 128,000,000.00   | 127,500,000.00   |        | 500,000.00    |
| Taraba State AIDS Control Agency                             | 5,100,000.00     | 5,100,000.00     |                  |        | 5,100,000.00  |
| Taraba State Pension Board                                   | 6,000,000.00     | 13,100,000.00    | 13,000,000.00    |        | 100,000.00    |
| Muslim Pilgrims Welfare Board                                | 474,417,590.90   | 346,417,590.90   | 250,600,000.00   |        | 95,817,590.90 |
| Christian Pilgrims Welfare Board                             | 506,083,445.55   | 378,083,445.55   | 303,500,000.00   |        | 74,583,445.55 |
| Nepad Taraba Coordination Office:                            | 5,100,000.00     | 5,100,000.00     |                  |        | 5,100,000.00  |
| Council for Inter-Relious Affairs:                           | 21,947,000.00    | 14,847,000.00    |                  |        | 14,847,000.00 |
| Council for Prerogative of Mercy:                            | 42,500,000.00    | 42,500,000.00    |                  |        | 42,500,000.00 |
| Taraba State House of Assembly:                              | 3,492,514,808.60 | 3,132,514,808.60 | 3,037,660,535.81 |        | 94,854,272.79 |
| House of Assembly Service Comm:                              | 39,950,000.00    | 39,950,000.00    |                  |        | 39,950,000.00 |
| Ministry of Information & Re-Orientation :                   | 12,000,000.00    | 32,050,000.00    | 32,003,370.00    |        | 46,630.00     |
| Taraba Television Corporation                                | 68,000,000.00    | 47,950,000.00    | 30,800,000.00    |        | 17,150,000.00 |

|  |                   |                  |                  |  |                |
|--|-------------------|------------------|------------------|--|----------------|
| Taraba State Broadcasting Service            | 68,000,000.00     | 74,000,000.00    | 40,500,000.00    |  | 33,500,000.00  |
| Government Printing Press:                   | 5,100,000.00      | 13,000,000.00    | 12,981,414.86    |  | 18,585.14      |
| Office of the Head of Service:               | 38,250,000.00     | 30,350,000.00    | 24,706,901.50    |  | 5,643,098.50   |
| Bureau for Estabs & Records Office:          | 27,795,000.00     | 27,795,000.00    | 12,119,725.99    |  | 15,675,274.01  |
| Manpower Development:                        | 34,000,000.00     | 34,000,000.00    |                  |  | 34,000,000.00  |
| Common Service:                              | 17,811,000.00     | 17,811,000.00    | 5,265,541.50     |  | 12,545,458.50  |
| Office of the Auditor-General(State):        | 72,173,242.80     | 72,173,242.80    | 21,343,029.00    |  | 50,830,213.80  |
| Office of the Auditor-General(Local Govts):  | 5,653,842.10      | 5,653,842.10     |                  |  | 5,653,842.10   |
| Civil Service Commission:                    | 42,500,000.00     | 46,400,000.00    | 20,711,770.25    |  | 25,688,229.75  |
| State Independent Electoral Comm.            | 8,500,000.00      | 8,500,000.00     | 8,291,151.00     |  | 208,849.00     |
| Local Government Service Comm:               | 8,500,000.00      | 8,500,000.00     |                  |  | 8,500,000.00   |
| Local Government Staff Pension Board:        | 8,500,000.00      | 8,500,000.00     |                  |  | 8,500,000.00   |
| Office of the Secretary to Government        | 1,200,000,000.00  | 3,387,312,139.00 | 3,385,792,100.06 |  | 1,520,038.94   |
| Department of Political & Cab. Affairs       | 425,000,000.00    | 59,000,000.00    | 3,993,741.00     |  | 55,006,259.00  |
| Dept. of Home Affairs & Special Services     | 497,780,710.00    | 712,780,710.00   | 712,137,861.50   |  | 642,848.50     |
| Ministry of Special Duties & Hum. Services : | 10,200,000.00     | 10,200,000.00    | 500,749.00       |  | 9,699,251.00   |
| Min. of Co-operatives & Poverty Alleviation: | 12,750,000.00     | 12,750,000.00    | 8,465,590.00     |  | 4,284,410.00   |
| Ministry of Agriculture and Nat. Resources:  | 21,250,000.00     | 21,250,000.00    | 13,747,206.69    |  | 7,502,793.31   |
| College of Agriculture, Jalingo              | 35,000,000.00     | 35,000,000.00    | 10,000,000.00    |  | 25,000,000.00  |
| Taraba Agric. Dev. Programme                 | 5,100,000.00      | 5,100,000.00     |                  |  | 5,100,000.00   |
| Tractor Hiring Unit.                         | 149,083,016.95    | 9,083,016.95     |                  |  | 9,083,016.95   |
| IFAD - VCD Project Support Unit              | 86,904,000.00     | 86,904,000.00    |                  |  | 86,904,000.00  |
| Taraba Agric. Produce and Marketing Agency   | 12,000,000.00     | 12,000,000.00    | 10,000,000.00    |  | 2,000,000.00   |
| Fadama CARES Project Support Unit            | 93,500,000.00     | 93,500,000.00    |                  |  | 93,500,000.00  |
| Ministry of Finance:                         | 1,044,750,000.00  | 1,480,750,000.00 | 1,479,952,487.53 |  | 797,512.47     |
| Debt Management Office                       | 5,100,000.00      | 5,100,000.00     |                  |  | 5,100,000.00   |
| Office of the Accountant-General:            | 15,460,073,359.90 | 963,211,174.55   | 844,247,736.11   |  | 118,963,438.44 |
| Board of Internal Revenue                    | 584,100,542.05    | 114,100,542.05   | 109,618,739.57   |  | 4,481,802.48   |
| Community And Social Development Project.    | 17,000,000.00     | 5,000,000.00     |                  |  | 5,000,000.00   |
| Ministry of Commerce and Industries:         | 13,600,000.00     | 13,600,000.00    | 11,218,369.00    |  | 2,381,631.00   |
| Agency For Small & Medium Scale Enterprises: | 6,848,204.35      | 6,848,204.35     |                  |  | 6,848,204.35   |

|   |                  |                  |                |  |                |
|---|------------------|------------------|----------------|--|----------------|
| Ministry of Science and Technology:           | 17,000,000.00    | 17,000,000.00    | 7,110,000.00   |  | 9,890,000.00   |
| Ministry of Transport & Aviation              | 122,707,430.55   | 122,707,430.55   | 82,487,321.45  |  | 40,220,109.10  |
| Taraba State Motor Cycle Monitoring Agency:   | 5,100,000.00     | 5,100,000.00     |                |  | 5,100,000.00   |
| Taraba State Transport Corporation:           | 3,400,000.00     | 3,400,000.00     |                |  | 3,400,000.00   |
| Ministry of Power:                            | 71,211,683.00    | 71,211,683.00    |                |  | 71,211,683.00  |
| Taraba Rural Electrification Agency:          | 6,800,000.00     | 6,800,000.00     |                |  | 6,800,000.00   |
| Ministry of Works:                            | 18,900,000.00    | 18,900,000.00    | 5,136,385.00   |  | 13,763,615.00  |
| Taraba Road Constructuion & Maint. Agency:    | 239,088,000.00   | 239,088,000.00   | 139,200,000.00 |  | 99,888,000.00  |
| Taraba State Asphalt & Crushing Plant:        | 504,217,097.00   | 504,217,097.00   | 205,500,000.00 |  | 298,717,097.00 |
| Ministry of Culture & Tourism:                | 5,100,000.00     | 22,300,000.00    | 22,219,756.10  |  | 80,243.90      |
| Taraba State Arts Council:                    | 5,100,000.00     | 5,100,000.00     |                |  | 5,100,000.00   |
| Taraba State Tourism Development Board:       | 21,250,000.00    | 4,050,000.00     |                |  | 4,050,000.00   |
| Ministry of Budget & Economic Planning        | 159,250,000.00   | 118,050,000.00   | 100,634,255.58 |  | 17,415,744.42  |
| Taraba State Fiscal Resp. Commission:         | 34,000,000.00    | 34,000,000.00    | 8,555,151.00   |  | 25,444,849.00  |
| Ministry of Water Resources:                  | 20,000,000.00    | 61,000,000.00    | 60,444,359.75  |  | 555,640.25     |
| Taraba State Water and Sewerage Corp.:        | 467,500,000.00   | 467,500,000.00   | 162,333,717.50 |  | 305,166,282.50 |
| State Rural Water Supply and Sani. Agency:    | 5,185,000.00     | 5,185,000.00     |                |  | 5,185,000.00   |
| Small Towns Water Supply And Sani. Agency:    | 255,000,000.00   | 255,000,000.00   |                |  | 255,000,000.00 |
| State Water Supply, Sani. and Control Agency: | 87,082,500.00    | 46,082,500.00    |                |  | 46,082,500.00  |
| Ministry of Solid Minerals:                   | 17,000,000.00    | 17,000,000.00    |                |  | 17,000,000.00  |
| Ministry of Urban & Town Development:         | 25,500,000.00    | 84,300,000.00    | 84,200,155.00  |  | 99,845.00      |
| Ministry of Housing:                          | 5,100,000.00     | 46,300,000.00    | 46,202,607.19  |  | 97,392.81      |
| Ministry of Rural Development:                | 34,000,000.00    | 34,000,000.00    | 16,703,839.00  |  | 17,296,161.00  |
| Taraba Rural Access & Mobility Project:       | 106,190,500.00   | 47,390,500.00    |                |  | 47,390,500.00  |
| Bureau for Land & Physical Planning:          | 29,750,000.00    | 31,050,000.00    | 31,031,418.50  |  | 18,581.50      |
| Office of the Surveyor General:               | 13,000,000.00    | 11,700,000.00    | 6,715,542.00   |  | 4,984,458.00   |
| Judicial Service Commission:                  | 10,200,000.00    | 10,200,000.00    | 6,300,000.00   |  | 3,900,000.00   |
| High Court of Justice / Area Courts:          | 1,187,382,887.15 | 1,121,982,887.15 | 360,631,602.30 |  | 761,351,284.85 |
| Sharia Court of Appeal:                       | 21,250,000.00    | 42,450,000.00    | 42,448,124.83  |  | 1,875.17       |
| Customary Court of Appeal:                    | 35,050,000.00    | 65,050,000.00    | 64,518,507.56  |  | 531,492.44     |
| Ministry of Justice:                          | 255,000,000.00   | 233,800,000.00   | 208,252,275.00 |  | 25,547,725.00  |

|  |                          |                          |                          |             |                         |
|--|--------------------------|--------------------------|--------------------------|-------------|-------------------------|
| Ministry of Youth & Sports Development:      | 12,750,000.00            | 12,750,000.00            | 2,091,801.25             |             | 10,658,198.75           |
| Taraba State Sport Council:                  | 5,100,000.00             | 5,100,000.00             |                          |             | 5,100,000.00            |
| Ministry for Women Affairs & Child Devt:     | 15,300,000.00            | 15,300,000.00            | 1,159,890.64             |             | 14,140,109.36           |
| Ministry of Basic & Secondary Education:     | 12,000,000.00            | 12,000,000.00            | 811,907.75               |             | 11,188,092.25           |
| State Universal Basic Education Board:       | 5,100,000.00             | 199,100,000.00           | 198,157,524.00           |             | 942,476.00              |
| Taraba State Library Board:                  | 5,100,000.00             | 5,100,000.00             |                          |             | 5,100,000.00            |
| Agency for Mass Education:                   | 5,000,000.00             | 15,100,000.00            | 15,096,000.00            |             | 4,000.00                |
| Post-Primary School Management Board:        | 17,000,000.00            | 6,900,000.00             | 3,625,000.00             |             | 3,275,000.00            |
| Ministry of Tertiary Education:              | 59,575,200.00            | 130,075,200.00           | 129,965,967.75           |             | 109,232.25              |
| Taraba State Polytechnic Suntai:             | 113,700,500.00           | 19,700,500.00            |                          |             | 19,700,500.00           |
| College of Education Zing:                   | 217,379,866.15           | 146,879,866.15           | 15,000,000.00            |             | 131,879,866.15          |
| Taraba State University, Jalingo:            | 807,500,000.00           | 938,174,500.00           | 891,385,651.00           |             | 46,788,849.00           |
| Ministry of Health:                          | 30,766,793.80            | 30,766,793.80            | 26,402,652.10            |             | 4,364,141.70            |
| Health Service Management Board              | 17,000,000.00            | 17,000,000.00            |                          |             | 17,000,000.00           |
| Taraba State Essential Drugs Prog:           | 13,600,000.00            | 13,600,000.00            |                          |             | 13,600,000.00           |
| Specialist Hospital, Jalingo:                | 178,720,308.95           | 260,220,308.95           | 260,049,000.00           |             | 171,308.95              |
| Primary Health Development Agency:           | 10,200,000.00            | 328,900,000.00           | 328,801,100.00           |             | 98,900.00               |
| College of Nursing Jalingo.                  | 50,626,550.80            | 20,626,550.80            |                          |             | 20,626,550.80           |
| College of Health Technology Takum:          | 21,250,000.00            | 21,250,000.00            | 20,000,000.00            |             | 1,250,000.00            |
| Taraba State Contrib. Health Insu. Agency    | 162,000,000.00           | 100,500,000.00           |                          |             | 100,500,000.00          |
| Ministry of Social Development:              | 30,000,000.00            | 30,000,000.00            |                          |             | 30,000,000.00           |
| Ministry of Environment:                     | 25,500,000.00            | 90,900,000.00            | 90,811,915.33            |             | 88,084.67               |
| Taraba State Envir. Protection Agency:       | 18,700,000.00            | 18,700,000.00            |                          |             | 18,700,000.00           |
| Bureau for Local Govt. & Chieftancy Affairs: | 8,500,000.00             | 8,500,000.00             |                          |             | 8,500,000.00            |
| Taraba Geographical Information System       |                          |                          |                          |             | 0.00                    |
|  | <b>37,492,532,231.90</b> | <b>26,287,256,685.55</b> | <b>22,518,044,623.29</b> | <b>0.00</b> | <b>3,769,212,062.26</b> |
|  |                          |                          |                          |             |                         |

| <b>NOTE 8</b> |  |                                 |                                 |                                 |                                |                                |
|---------------|--|---------------------------------|---------------------------------|---------------------------------|--------------------------------|--------------------------------|
|               |  |                                 |                                 |                                 |                                |                                |
|               |  |                                 |                                 |                                 |                                |                                |
|               | GOVERNMENT OF TARABA STATE OF NIGERIA                                    |                                 |                                 |                                 |                                |                                |
|               | STATEMENT OF CONSOLIDATED REVENUE FUND CHARGES AS AT 31ST DECEMBER, 2022 |                                 |                                 |                                 |                                |                                |
| HEAD          | DETAILS OF EXPENDITURE   | APPROVED BUDGET                 | AMENDED                         | ACTUAL EXPEND                   | EXCESS EXP.                    | SAVINGS                        |
|               |  | 2022                            | 2022 BUDGET                     | 2022                            |                                |                                |
| 460           |  | N                               | N                               | N                               | N                              | N                              |
| 1             | Pension and Gratuities:  | 4,722,772,519.00                | 4,722,772,519.00                | 7,160,952,680.47                | 2,438,180,161.47               |                                |
| 2             | Loans Repayment:   | 13,383,862,185.35               | 13,383,862,185.35               | 8,745,850,023.38                |                                | 4,638,012,161.97               |
| 3             | Contingency  | 330,000,000.00                  | 330,000,000.00                  |                                 |                                | 330,000,000.00                 |
| 4             | Salaries and Allowances of Public Officers:                              | <u>814,959,249.39</u>           | <u>814,959,249.39</u>           | 1,982,587,662.00                |                                |                                |
|               | <b>Total:</b>  | <b><u>19,251,593,953.74</u></b> | <b><u>19,251,593,953.74</u></b> | <b><u>17,889,390,365.85</u></b> | <b><u>2,438,180,161.47</u></b> | <b><u>4,968,012,161.97</u></b> |
|               |  |                                 |                                 |                                 |                                |                                |

| <b>NOTE 9</b> |  |                |
|---------------|--|----------------|
|               |  |                |
|               | <b><u>ECONOMIC EMPOWERMENT THROUGH AGRICULTURE (GENERAL)</u></b> |                |
| <u>S/No.</u>  |  |                |
| 1             | Renovation and Expansion of Green House Project                  | 250,000,000.00 |
| 2             | Rice Production at Donga   | 69,037,973.90  |
| 3             | Procurement of Agro Chemical                                     | 322,945,838.00 |
| 4             | Procurement of organic fertilizer/NPK & Urea                     | 746,982,290.12 |
| 5             | Purchase of Fishing Gears and Accessories                        | 34,200,000.00  |
| 6             | Sensitization Campaign againts obnoxious Fishing                 | 37,644,500.00  |
| 7             | Procurement of Assorted Seeds                                    | 463,961,660.00 |
| 8             | Construction of Fish Pond  | 49,345,000.00  |
| 9             | Workshop on Herders/Farmers Conflict                             | 17,862,000.00  |
| 10            | Procurement of Sesame Seeds                                      | 44,750,000.00  |

|    |  |                         |
|----|--|-------------------------|
| 11 | Completion of Office Building in Jalingo       | 17,637,082.00           |
| 12 | Furnishing of new Building                     | 6,157,000.00            |
| 13 | Casava Mass Production programme               | 95,400,000.00           |
| 14 | Distribution of Assorted Seeds                 | 15,750,000.00           |
| 15 | Commissioning of New Building                  | 4,000,000.00            |
| 16 | Conversion of 36.2 Hecters of Land             | 8,594,000.00            |
| 17 | Purchase of Grains                             | 48,710,000.00           |
| 18 | Procurement of Vet. Drugs                      | 54,490,000.00           |
| 19 | Survey and Registration of Mayo Kam Ranch Site | 30,000,000.00           |
| 20 | National Agric Show                            | 25,000,000.00           |
| 21 | Procurement Storage Pest Control               | 43,500,000.00           |
| 22 | Livestock Supplementary Feed Programme         | 47,570,545.00           |
| 23 | Taraba CARES                                   | 900,000,000.00          |
|    | <b>Total:</b>                                  | <b>3,333,537,889.02</b> |
|    |  |                         |

|              |  |                |                |
|--------------|--|----------------|----------------|
|              |  | <b>NOTE 10</b> |                |
|              |  |                |                |
|              | <b><u>SOCIETAL RE-ORIENTATION (GENERAL)</u></b>                                |                |                |
| <u>S/No.</u> |  |                |                |
| 1            | Construction of Marshal Office at Kona Road Jalingo LGA                        |                | 200,000,000.00 |
| 2            | Purchased of Foam Chemical Compound and Refurbishing of 1 Fire Engine          |                | 48,000,000.00  |
| 3            | Purchase of Basic Working Materials for the State Fire Service Department      |                | 34,400,000.00  |
| 4            | Flagging Off Disbursement of Individual Livelihood Grants                      |                | 28,715,000.00  |
| 5            | Joint Monitoring Exercise by the State Steering /Technical Committee of        |                |                |
|              | NFWP/3 ZONES LGA's NFWP  |                | 20,150,000.00  |
| 6            | Trafficked Children  |                | 32,100,000.00  |
| 7            | Abundant Baby  |                | 2,850,000.00   |
| 8            | Assistance to Tiyang Mathias of Lafia University                               |                | 1,300,000.00   |
| 9            | Carry Out 16 days of Activism in the State                                     |                | 900,000.00     |
| 10           | Construction of Situation Room in the Ministry/Training of Personnel.          |                | 5,000,000.00   |
| 11           | Purchase of Relief Materials for Victims of Fire Disaster and Banditary Attack |                | 195,000,000.00 |

|    |  |                         |
|----|--|-------------------------|
| 12 | Purchase of Relief Materials and Stock Pile Food Items for Victims of Fire             | 87,000,000.00           |
| 13 | Purchase of Additional Food Items for Victims Across the State                         | 70,325,000.00           |
| 14 | Purchase of Additional Non Food Relief materials for Victims Flood Across the State    | 102,080,000.00          |
| 15 | Purchase of Additional Relief materials for recent Flood Disaster in the Northern Zone | 220,000,000.00          |
| 16 | Renovation of Wire House Destroyed during END SARS Protest                             | 4,400,000.00            |
| 17 | Receipt of Relief Materials from (NEMA) for distribution to the affected Victims       | 7,840,000.00            |
|    | <b>Total:</b>  | <b>1,060,060,000.00</b> |

|       |   | <b>NOTE 11</b>                    |  |                       |
|-------|---|-----------------------------------|--|-----------------------|
|       |   | <b><u>POVERTY ALLEVIATION</u></b> |  |                       |
| S/No. |   |                                   |  |                       |
| 1     | Skills Acquisition Training for Women and Youths        |                                   |  |                       |
|       | Empowerment Programme for the 16 LGA's and              |                                   |  | -                     |
|       | 2 Development Areas in the State                        |                                   |  | 120,000,000.00        |
| 2     | Renovation of Office and Purchase of Furnitures for the |                                   |  |                       |
|       | Ministry after End SARS Vandalisation                   |                                   |  | 45,000,000.00         |
|       |   |                                   |  | <b>165,000,000.00</b> |
|       |   |                                   |  |                       |



|       | <b>NOTE 12</b>  |                         |
|-------|---|-------------------------|
|       | <b>IMPROVEMENT TO HUMAN HEALTH (GENERAL)</b>  |                         |
| S/No. |   |                         |
| 1     | Renovation of General Hospital Gembu  | 50,000,000.00           |
| 2     | Supply of Magnetic Resonance Imagine Machine for General Hospital,<br>Wukari, Takum and Bambur.                   | 236,000,000.00          |
| 3     | Renovation of General Hospital Bambur   | 200,300,000.00          |
| 4     | Renovation of General Hospital Gembu  | 197,600,000.00          |
| 5     | Renovation of General Hospital Wukari   | 80,000,000.00           |
| 6     | Purchase of MRI in the State  | 300,000,000.00          |
| 7     | Medical Assistance to Individual  | 44,701,484.46           |
| 8     | Consultancy Fees to Biomedical and Biosafety Laboratory Equipment/<br>Supplies made to the Taraba State Hospitals | 60,700,000.00           |
| 9     | Additional Work in General Hospital Gembu   | 86,371,050.44           |
| 10    | Supply of Hospital Equipment and Consumables  | 38,800,000.00           |
| 11    | Flag off of the Enrolment of the Vulnerable Population for Basic Health<br>Care Provision                         | 6,988,850.00            |
| 12    | Establishment of Modern ICT Unit/Internet Service in the Taraba State<br>Contributory Health Care Insurance       | 30,000,000.00           |
| 13    | Basic ICT Training for Primary Health Care Staff from the 16 LGA<br>of the State                                  | 99,448,000.00           |
| 14    | Accreditation of College of Health Technology Takum   | 10,000,000.00           |
| 15    | Purchase of Medical Equipments Essential Drugs Programme  | 939,350.00              |
| 16    | Rehabilitation/Repairs of Specialist Hospital   | 215,199,753.75          |
| 17    | Rehabilitation/Repairs of Office Buildings College of Health Technology   | 114,951,230.00          |
| 18    | Rehabilitation/Repairs of Office Buildings College of Nursing   | 116,003,800.95          |
| 19    | Basic Health Care Provision   | 261,769,994.00          |
| 20    | Health Insurance Scheme   | 457,738,990.00          |
|       | <b>Total:</b>   | <b>2,607,512,503.60</b> |
|       |   |                         |

| <b>NOTE 13</b>                           |  |                         |
|--|--|-------------------------|
| ENHANCING SKILLS AND KNOWLEDGE (GENERAL) |  |                         |
| <u>project Description/Location</u>      |  |                         |
| <b>S/No.</b>                             |  |                         |
| 1  | Registration of WAEC   | 8,874,200.00            |
| 2  | Transportation of Exchange Students                                      | 32,049,408.00           |
| 3  | Purchase of Instructional Materials                                      | 225,000,000.00          |
| 4  | Feeding of Exchange Students   | 41,686,997.00           |
| 5  | Project Intervention/Staff Training Taraba State University              | 1,034,077,355.63        |
| 6  | Project Intervention/Staff Training Taraba State Polytechnic             | 914,988,272.22          |
| 7  | Project Intervention/Staff College of Education Zing                     | 332,720,096.00          |
| 8  | Constructions and Renovation of Office Buildings Min. of Basic Education | 190,322,500.00          |
| 9  | Purchase of Learning Materials Post Primary School Management Board      | 227,933,952.00          |
| 10                                       | Constructions and Renovation of Office Buildings College of Educ. Zing   | 872,925,500.00          |
| 11                                       | Rehabilitation and Repairs of Agricultural Facilities College of Agric   | 55,585,000.00           |
| 12                                       | Purchase of Learning Equipment Taraba State Polytechnic                  | 165,753,865.00          |
| 13                                       | Construction and Provision of Infrastructures Taraba State University    | 1,240,226,329.35        |
| 14                                       | Better Education Service Delivery for All                                | <u>2,065,887,617.00</u> |
|  | <b>Total:</b>  | <b>7,408,031,092.20</b> |

| <b>NOTE 14</b>                                 |  |                       |
|--|--|-----------------------|
| <b>HOUSING AND URBAN DEVELOPMENT (GENERAL)</b> |  |                       |
| <b><u>project Description/Location</u></b>     |  |                       |
| <b>S/No.</b>                                   |  |                       |
| 1  | Public Enlightenment and Awareness on Environmental Challenges   | 16,100,000.00         |
| 2  | Control and Management of Maranding Animal Activities  | 8,900,000.00          |
| 3  | Afforestation and Re-afforestation   | 19,000,000.00         |
| 4  | Awareness Campaign on alarming rate of deforestation activities  | 26,300,000.00         |
| 5  | Renovation of Zoological Garden  | 8,700,000.00          |
| 6  | Furmigation of all the Government MDA's and Metropolies  | 50,000,000.00         |
| 7  | Raising Indigeneous Seedlings (trees)  | 113,000,000.00        |
| 8  | Counterpart funding for Ngel Nyaki Forest Reserve Project  | 20,000,000.00         |
| 9  | Weeding, Clearing and fire tracing of Eucalyptus in River Ambor Forest Reserve Kurmi, Nguroje plantation, Sardauna and Bakin Dutse | 40,000,000.00         |
| 10   | Renovation of Sub-Treasury Gembu   | 20,000,000.00         |
| 11   | Project Supervision at Akwana Wukari LGA   | 350,000.00            |
| 12   | Proposed Governer's Office Annex Jalingo   | 26,852,041.19         |
| 13   | Repair of Blown off Police Camp Takum  | 5,000,000.00          |
| 14   | Production of Brief Design Document on New Government House  | <u>2,500,000.00</u>   |
|  |  | <b>356,702,041.19</b> |
|  |  |                       |

|   | <b>Note 15</b>                                       |                       |
|---|--|-----------------------|
|   | <b>Youths (General)</b>                              |                       |
|   |  |                       |
| 1 | Innuguration of Taraba Youth Council                 | 10,000,000.00         |
| 2 | Independence Anniversary Celebration                 | 3,000,000.00          |
| 3 | Assistance to NYSC Orientation                       | 6,500,000.00          |
| 4 | National Sport Festival                              | 7,900,000.00          |
| 5 | Renovation of Badminton Court at Jolly Nyame Stadium | 5,000,000.00          |
| 6 | Renovation of Honourable Commissioner's Office       | 6,500,000.00          |
| 7 | Taraba Marshall                                      | <u>184,473,000.00</u> |
|   | Total:   | <b>223,373,000.00</b> |
|   |  |                       |

| <b>NOTE 16</b>                                      |  |                         |
|---|--|-------------------------|
| <b><u>WATER RESOURCES AND RURAL DEVELOPMENT</u></b> |  |                         |
| <b><u>project Description/Location</u></b>          |  |                         |
| <b>S/No.</b>  |  |                         |
| 1   | SCC NIG. Ltd. Jalingo Primary Water Project              | 1,010,176,568.40        |
| 2   | SCC NIG. Ltd. Jalingo Primary Water Project              | 1,000,000,000.00        |
| 3   | Installation of Electricity in Kakulu Zing               | 5,300,000.00            |
| 4   | Furnishing of Commissioner's Office                      | 2,500,000.00            |
| 5   | Refurbishing of Commissioner's Office                    | 2,770,000.00            |
| 6   | Supply of 18 Transformers                                | 81,793,575.70           |
| 7   | Rehabilitation of Dobeli - Wuryo Road Gassol             | 44,500,000.00           |
| 8   | Rehabilitation of Zaga - Kwasa Road Bali                 | 43,040,000.00           |
| 9   | Rehabilitation of Baissa - Ndukwa Road Baissa            | 47,350,120.00           |
| 10  | Rehabilitation of Gayam - Shunam Road Gashaka            | 46,350,000.00           |
| 11  | Transportation of 18 Transformers from Calabar - Jalingo | 13,191,934.22           |
| 12  | Electrification of Gidan Idi Town Wukari                 | 10,000,000.00           |
| 13  | Purchase of Solar Borehole                               | 9,536,000.00            |
| 14  | Purchase of Chemical                                     | 26,150,000.00           |
| 15  | Construction/Provision of Water Facilities               | <u>39,044,599.00</u>    |
|   |  | <b>2,381,702,797.32</b> |

| <b>NOTE 17</b>  |   |                      |
|---|---|----------------------|
| <b>INFORMATION COMMUNICATION AND TECHNOLOGY (GENERAL)</b> |   |                      |
| <b><u>project Description/Location</u></b>                |   |                      |
| S/No.   |   |                      |
| 1   | Production of Calendars, Diaries and Paper Bags | <u>27,525,000.00</u> |
|   |   | <b>27,525,000.00</b> |

| <b>NOTE 18</b>                                   |   |                         |
|--|---|-------------------------|
| <b>REFORM OF GOVERNMENT GOVERNANCE (GENERAL)</b> |   |                         |
| <b><u>project Description/Location</u></b>       |   |                         |
| S/No.  |   |                         |
| 1  | Taraba Geographic Information System                                    | 112,600,000.00          |
| 2  | Taraba Vegetable Operational Fund                                       | 16,500,000.00           |
| 3  | SFTAS Activities  | 107,089,000.00          |
| 4  | Purchase of Office Stationeries/Equipment                               | 100,500,000.00          |
| 5  | Purchase of Assorted Vehicles   | 1,123,820,237.94        |
| 6  | Taraba Investment Operational Fund                                      | 75,800,000.00           |
| 7  | CSDP Project  | 11,017,935.06           |
| 8  | Print of Sensitive Materials on Local Government Election               | 28,375,000.00           |
| 9  | Rehabilitation and Repairs of Office Buildings Board of Interna Revenue | <u>62,093,000.00</u>    |
|  | Total:  | <b>1,637,795,173.00</b> |
|  | cournpart funding- for cont rebhi &furni                                |                         |
|  | resul oriented program for out of school spent trainin instruction      |                         |

|   |   | <b>NOTE 19</b>       |
|---|---|----------------------|
|   |   |                      |
|   | <b>POWER</b>                                |                      |
|   |   |                      |
| 1 | Step Down of Electricity Road Safety Office | 5,575,000.00         |
| 2 | Mambilla Hydro-Electric Power Project       | <u>80,000,000.00</u> |
|   |   | <b>85,575,000.00</b> |
|   |   |                      |
|   |   |                      |

|    | <b>NOTE 20</b>  |                         |
|----|---|-------------------------|
|    | ROAD (GENERAL)  |                         |
|    |   |                         |
| 1  | Wiz China Worldwide Ltd. Rehabilitation of Takum Township Road  | 300,000,000.00          |
| 2  | Geld Construction Ltd. Construction of Pammanga - Dakka Road  | 600,000,000.00          |
| 3  | Compensation Wukari - Tsukundi Road   | 5,512,312.00            |
| 4  | Compensation, Extension of Federal University Wukari  | 13,360,000.00           |
| 5  | Compensation Pammanga - Dakka Road  | 459,000.00              |
| 6  | Sarkin Ruwa Gashaka/Wukari Road   | 970,000.00              |
| 7  | Compensation Correctional Service   | 50,991,380.71           |
| 8  | Compensation 18Km Dual Carriage Way   | 17,400,226.20           |
| 9  | Compensation Trailer Park Kpantinapu  | 23,288,098.90           |
| 10 | Compensation Mararaba Baissa Abong Road   | 40,861,692.00           |
| 11 | Compensation Birama Resettlement  | 11,573,500.00           |
| 12 | Compensation 50 Housing Project   | 13,103,493.30           |
| 13 | Compensation Federal Character Commission   | 3,200,000.00            |
| 14 | Compensation Kona Road  | 3,854,105.30            |
| 15 | Compensation Jauro Yinu   | 1,647,320.00            |
| 16 | Compensation ABC Resources  | 6,301,000.00            |
| 17 | Tower Engineering Ltd. Supervision of Pamaga - Dakka  | 28,294,095.57           |
| 18 | Tower Engineering Ltd. Supervision of Dual Carriage way Jalingo   | 27,426,263.73           |
| 19 | Gaiwan and Associate Supervision of Mararraba - Pantisawa   | 10,000,000.00           |
| 20 | Thamar Engineering Ltd. Supervision MBA   | 56,670,903.39           |
| 21 | Thamar Engineering Ltd. Supervision Yerima - Gassol - Dominion Farm   | 20,593,757.80           |
| 22 | Team Work Global Associate Wukari - Tsukundi  | 5,200,000.00            |
| 23 | Thamar Engineering Ltd. Supervision MBA   | 3,470,400.00            |
| 24 | Compensation Dual Carriage Way, Jalingo-Kona, Mararaba Baissa - Abong<br>and Trailer Park Along Jalingo - Yola Road | 89,291,060.70           |
| 25 | Purchase of Machines/Equipments State Asphalt & Crushing Plant  | 108,905,510.00          |
| 26 | State and Local Government Joint Projects   | 7,050,000,000.00        |
| 27 | Constructions and Rehabilitations of Township Roads   | <u>1,357,455,000.00</u> |
|    | <b>Total:</b>   | <b>9,849,829,119.60</b> |
|    |   |                         |
|    |   |                         |



| <b>NOTE 21</b>    |   |                      |
|-------------------|---|----------------------|
| AIRWAYS (GENERAL) |   |                      |
| 1                 | Replacement of Armored Cables at Danbaba Suntai Airport | 11,550,000.00        |
| 2                 | Replacement of Armored Cables at Danbaba Suntai Airport | <u>11,191,441.80</u> |
|                   |   | 22,741,441.80        |

| <b>Note 24</b>                              |  |                                 |
|---|--|---------------------------------|
| <u>TOTAL LOAN BORROWINGS SCHEDULE 2022.</u> |  |                                 |
| Short Term Loans(Note 35):                  |  | 2,326,723,384.03                |
| Long Term Loan (note 37);                   |  | <u>16,874,070,585.60</u>        |
| <b>Total Borrowings:</b>                    |  | <b><u>19,200,793,969.63</u></b> |

| <b>NOTE 25</b>                               |                         |
|--|-------------------------|
|  |                         |
| REPAYMENT OF OVERDRAFT FACILITIES            |                         |
|  |                         |
|  | <b>N</b>                |
| OVERDRAFT FACILITY B/F(01/01/2022), Note 36: | 1,718,963,064.53        |
| REPAYMENTS DURING THE YEAR, 2022:            | <u>66,781,492.87</u>    |
| OVERDRAFT FACILITY C/F(31/12/2022): Note 36: | <u>1,785,744,557.40</u> |
|  |                         |

| <b>Note 26</b>                             |                         |
|--|-------------------------|
|  |                         |
| <u>TOTAL LOAN REPAYMENT SCHEDULE 2022.</u> |                         |
|  |                         |
| Short Term Loans(Note 35):                 | 4,780,340,533.37        |
| Long Term Loan (note 37):                  | <u>4,771,467,774.38</u> |
| <b>Total Loan Repayment:</b>               | <b>9,551,808,307.75</b> |
|  |                         |

| <b>NOTE 27</b>   |  |               |                |
|--|--|---------------|----------------|
| CLOSING CASHBOOK BALANCES OF MINISTRIES AS AT 31 DEC., 2022. |  |               |                |
|  |  |               | <b>2021</b>    |
|  |  | <b>N</b>      | <b>N</b>       |
| 601  | GOVERNMENT HOUSE                           | 11,950,617.43 | 294,129,244.66 |
| 602  | DEPUTY GOVERNOR'S OFFICE                   | 695,708.85    | 4,416,762.38   |
| 603  | MINISTRY OF CULTURE AND TOURISM            | 28,186.11     | 3,654.02       |
| 605  | MINISTRY FOR LAND & SURVEY                 | 18,345,469.63 | 25,990,608.33  |
| 606  | OFFICE OF THE SURVEYOR GENERAL             | 38,846.00     | 39,388.00      |
| 607  | BUREAU FOR LOCAL GOVT & CHIEFTANCY AFFAIRS | 152,257.32    | 152,257.39     |
| 608  | MINISTRY FOR WATER RESOURCES               | 44,053.77     | 16,800.52      |
| 609  | MINISTRY OF URBAN AND TOWN DEVELOPMENT     | 28,032.02     | 28,274.02      |
| 610  | SSG ADMIN                                  | 5,533,420.74  | 20,487,124.24  |
| 611  | ESTABLISHMENT                              | 9,577.45      | 129,303.44     |
| 612  | POLITICAL & CABINET AFFAIRS                | 16,701.61     | 16,701.61      |
| 613  | HEAD OF SERVICE                            | 13,315.54     | 4,508.96       |
| 614  | MINISTRY FOR ENVIRONMENT & SOLID MINERALS  | 141,036.24    | 108,334.00     |
| 615  | MINISTRY OF HOUSING                        | 2,547.30      | 3,619.00       |
| 616  | MINISTRY OF RURAL DEVELOPMENT              | 24,417.32     | 18,251.24      |
| 617  | STATE INDEPENDENT ELECTORAL COMMISSION     | 1,007,515.07  | 3,383,666.07   |
| 618  | DUE PROCESS                                | 4,295,056.35  | 8,081.31       |
| 619  | GOVERNMENT PRINTING PRESS                  | 1,391.81      | 729.93         |
| 620  | MINISTRY OF AGRICULTURE                    | 85,207.72     | 29,644.38      |
| 621  | POVERTY ALLEVATION                         | 888.65        | 11,478.65      |
| 630  | MINISTRY OF EDUCATION                      | 562,930.74    | 5,036,863.49   |
| 640  | MINISTRY OF FINANCE                        |               | 1,659,993.58   |
| 641  | COMMON SERVICES OFFICE                     | 5,432.72      | 35,974.22      |
| 650  | MINISTRY OF HEALTH                         | 681,970.19    | 174,065,685.66 |
| 651  | MINISTRY OF JUSTICE                        | 32,207.11     | 38,482.11      |
| 652  | MINISTRY OF WORKS                          | 22,393,487.43 | 69,987,965.34  |

|     |  |                             |                              |
|-----|--|-----------------------------|------------------------------|
| 653 | AUDITOR-GENERAL (STATE)                    | 2,496,040.70                | 8,839,069.70                 |
| 654 | CIVIL SERVICE COMMISSION                   | 222,148.60                  | 236,886.85                   |
| 657 | SHARIA COURT OF APPEAL                     |                             | 340,710.17                   |
| 658 | CUSTOMARY COURT OF APPEAL                  | 1,894.04                    | 200,772.30                   |
| 659 | OFFICE OF THE ACCOUNTANT GENERAL           | 101,342.52                  | 1,308,529.43                 |
| 660 | LOCAL GOVERNMENT AUDIT                     | 12,813.49                   | 12,873.49                    |
| 661 | MINISTRY FOR SOCIAL WELFARE & CO-OPERATIVE | 18,536.66                   | 18,536.66                    |
| 662 | MINISTRY OF INFORMATION                    | 3,715.78                    | 7,085.78                     |
| 663 | HOUSE OF ASSEMBLY                          | 92,221.45                   | 1,744.66                     |
| 664 | LOCAL GOVERNMENT SERVICE COMMISSION        | 10,990.62                   | 10,990.62                    |
| 665 | MINISTRY FOR COMMERCE & INDUSTRY           | 4,228.28                    | 913,129.78                   |
| 666 | HOUSE OF ASSEMBLY SERVICE COMMISSION       | 15,586.27                   | 15,586.27                    |
| 667 | HOME AFFAIRS & SOCIAL SERVICES             | 94,848.40                   | 100,937.90                   |
| 668 | MINISTRY FOR WOMEN AFFAIRS                 | 1,603,911.60                | 229,538.23                   |
| 669 | FISCAL RESPONSIBILITY                      | 1,971,262.21                | 1,460.21                     |
| 670 | MINISTRY OF YOUTHS AND SPORTS              | 510,510.59                  | 2,311.84                     |
| 671 | MINISTRY OF SCIENCE AND TECHNOLOGY         | 13,952.79                   | 13,952.79                    |
| 673 | MINISTRY OF SPECIAL DUTIES                 | 14,392.00                   | 15,512.50                    |
| 675 | MINISTRY OF TERTIARY EDUCATION             | 5,303.55                    | 6,271.30                     |
| 676 | MINISTRY OF BUDGET AND ECONOMIC PLANNING   | 63,298.78                   | 1,640.34                     |
| 677 | MINISTRY OF TRANSPORT AND AVIATION         | <u>1,714,597.13</u>         |                              |
|     | <b>TOTAL</b>                               | <b><u>75,061,870.58</u></b> | <b><u>612,080,937.37</u></b> |
|     |  |                             |                              |
|     |  |                             |                              |

| <b>NOTE 28</b>   |                       |                            |                            |
|--|-----------------------|----------------------------|----------------------------|
| CLOSING CASHBOOK BALANCES OF SUB-TREASURIES AS AT 31 DEC., 2022. |                       |                            |                            |
|  |                       |                            | <b>2021</b>                |
| 200  | SUB-TREASURY, JALINGO | 6,820,194.12               | 2,007,301.13               |
| 300  | SUB-TREASURY, WUKARI  | 18,812.02                  |                            |
| 400  | SUB-TREASURY, TAKUM   | 10,350.00                  | 10,345.37                  |
| 500  | SUB-TREASURY, GEMBU   | <u>34,114.12</u>           | <u>21,515.12</u>           |
|  |                       | <b><u>6,883,470.26</u></b> | <b><u>2,039,161.62</u></b> |
|  |                       |                            |                            |
|  |                       |                            |                            |
|  |                       |                            |                            |

| <b>NOTE 29</b>             |                  |                             |               |               |
|----------------------------|------------------|-----------------------------|---------------|---------------|
| <b>SHORT TERM DEPOSITS</b> |                  |                             |               |               |
| <b>Station Code</b>        | <b>Bank</b>      | <b>Purpose</b>              |               | <b>2021</b>   |
| 104                        | Union Bank       | Current Account             | 246,787.60    | 246,787.60    |
| 107                        | Zenith Bank      | Zenith Bank VAT             | 83,033,931.60 |               |
| 108                        | Guaranty Trust   | Stabilization               | 592,335.00    | 592,335.00    |
| 113                        | Eco Bank         | AAWUN M/C Loan              | 680,203.80    | 680,203.80    |
| 117                        | Access Bank      | Project Operational Account | 22,765.00     | 64,203.42     |
| 118                        | Zenith           | Capital Account II          | 886,133.28    | 886,133.28    |
| 122                        | Oceonic          | MDG                         | 1,603,388.88  | 1,603,388.88  |
| 123                        | Eco Bank         | Stabilization               | 306,096.83    | 306,096.83    |
| 124                        | Fidelity         | Fixed Deposit               | 293,894.00    | 293,894.00    |
| 126                        | Zenith           | Stabilization Wukari        | 323,478.02    | 323,478.02    |
| 127                        | Unity Bank       | TRSG MDG III                | 93,528.49     | 93,528.49     |
| 129                        | Fidelity         | Stabilization               | 168,221.00    | 168,221.00    |
| 130                        | Zenith           | Commercial Agric Loan       | 211,500.00    | 211,500.00    |
| 132                        | Main Street      | Fixed Deposit               | 3,899,195.03  | 3,899,195.03  |
| 133                        | UBA              | Capital Project             | 470,487.69    | -             |
| 134                        | Zenith           | SURE-P                      | 223,086.63    | 223,086.63    |
| 135                        | Zenith           | Ecological Fund             | 1,829.83      | 1,829.83      |
| 136                        | Zenith           | MDG IV                      | 64,702.00     | 64,702.00     |
| 137                        | First Bank       | Stabilization               | -             | -             |
| 180                        | Bank PHB         | Aviation Account            | 30,535,773.61 | 30,535,773.61 |
| 181                        | FIN Bank         | Stabilization               | 263,270.25    | -             |
| 182                        | Intercontinental | Stabilization               | 32,780,311.85 | -             |
| 183                        | Zenith           | TADIL Account               | 3,256,441.00  | 3,256,441.00  |
| 185                        | Access Bank      | Health Project              | 1,562,380.00  | 1,562,380.00  |
| 186                        | Zenith Bank      | Refund Account              | 11,028,786.53 | 11,028,786.53 |

|      |               |                               |                              |                                |
|------|---------------|-------------------------------|------------------------------|--------------------------------|
| 187  | Zenith Bank   | Dedicated Account             | 954,894.24                   | 954,894.24                     |
| 188  | Zenith Bank   | Bud Supply Facility           | 46,373,360.08                | 46,373,360.08                  |
| 189  | Zenith Bank   | Mambila Hydro Electric Proj.  | 5,575,220.68                 | 5,575,220.68                   |
| 190  | Zenith Bank   | Fiscal Account and Sustenance | 297,549.39                   | 669,673,379.14                 |
| 191  | Zenith Bank   | Stabilization A/C II          | 499,950.00                   | 499,950.00                     |
| 192  | Zenith Bank   | Green House Account           | 1,197,092.43                 | 561,767.80                     |
| 193  | Zenith Bank   | Green House Account II        | -                            | 2,000,000,000.00               |
| 194  | UBA           | COVID 19 Support Account      | 3,021,871.18                 | 3,021,871.18                   |
| 195  | Zenith Bank   | COVID 19 Account              | 696,850.00                   | 696,850.00                     |
| 196  | Access Bank   | COVID 19 Support Fund Account | 9,999,942.00                 | 9,999,942.00                   |
| 117b | Access Bank   | Project Account II            | 85,086.74                    | 85,086.74                      |
| 197  | Access Bank   | VAT Account                   | 1,175,186.90                 | 22,392,561.65                  |
| 198  | Key Stone     | Ecological Fund               | 76,647,483.43                | 154,545,855.62                 |
| 199  | Fidelity Bank | FAAC Account III              | 1,567,242.53                 |                                |
| 201  | Zenith Bank   | Special Operational Account   | <u>341,559.64</u>            |                                |
|      | <b>Total:</b> |                               | <b><u>320,981,817.16</u></b> | <b><u>2,970,422,704.08</u></b> |
|      |               |                               |                              |                                |

|              |  |                        |                      |                         |
|--------------|--|------------------------|----------------------|-------------------------|
|              |  | <b>Note 30</b>         |                      |                         |
|              |  |                        |                      |                         |
|              | <b><u>NATIONAL HOUSING FUND AS AT 31ST DECEMBER, 2022.</u></b> |                        |                      |                         |
|              |  |                        |                      |                         |
| <b>S/No.</b> | <b>MONTH</b>   | <b>CENTRAL ACCOUNT</b> | <b>SUB-TREASURY</b>  | <b>SUB-TOTAL</b>        |
|              | <b>OPENING BALANCE:</b>  |                        |                      | <b>1,047,893,954.05</b> |
| 1            | JANUARY  | 8,552,636.56           | 3,490,848.26         | 12,043,484.82           |
| 2            | FEBRUARY   | 8,283,287.82           | 3,415,535.87         | 11,698,823.69           |
| 3            | MARCH  | 8,289,138.41           | 3,406,400.27         | 11,695,538.68           |
| 4            | APRIL  | 8,272,448.99           | 3,388,466.42         | 11,660,915.41           |
| 5            | MAY  | 8,277,290.12           | 3,374,041.29         | 11,651,331.41           |
| 6            | JUNE   | 8,269,005.59           | 3,366,082.95         | 11,635,088.54           |
| 7            | JULY   | 8,265,840.95           | 3,363,180.08         | 11,629,021.03           |
| 8            | AUGUST   | 8,309,063.16           | 3,356,585.26         | 11,665,648.42           |
| 9            | SEPTEMBER  | 8,297,979.68           | 3,333,268.42         | 11,631,248.10           |
| 10           | OCTOBER  | 9,504,065.17           | 3,371,436.31         | 12,875,501.48           |
| 11           | NOVEMBER   | 9,719,433.82           | 3,392,118.98         | 13,111,552.80           |
| 12           | DECEMBER   | 9,628,843.98           | 3,376,246.23         | 13,005,090.21           |
|              | <b>TOTAL:</b>  | <b>103,669,034.25</b>  | <b>40,634,210.34</b> | <b>1,192,197,198.64</b> |



|   |                |                              |  |  |
|---|----------------|------------------------------|--|--|
|   | <b>Note 31</b> |                              |  |  |
|   |                |                              |  |  |
| <u>BANK OF INDUSTRY/TARABA STATE GOVERNMENT MSME MANAGED FUND</u> |                |                              |  |  |
|   |                |                              |  |  |
|   |                | N                            |  |  |
| Capital Fund:   |                | 315,000,000.00               |  |  |
| Accumulated Fund:   |                | <u>90,256,677.00</u>         |  |  |
|   |                | <b><u>405,256,677.00</u></b> |  |  |
|   |                |                              |  |  |



| <b>NOTE 33</b>   |                                 |   |                      |                              |                                 |
|--|---------------------------------|---|----------------------|------------------------------|---------------------------------|
| <b>TARABA STATE CONTRACT LIABILITY AS AT 31ST DECEMBER, 2022</b> |                                 |   |                      |                              |                                 |
| <b>S/N</b>   | <b>NAME OF CONTRACTOR</b>       | <b>PROJECTS</b>   | <b>DATE OF AWARD</b> | <b>CONTRACT SUM IN NAIRA</b> | <b>BALANCE AS AT 31/12/2022</b> |
| 1  | Artral Consultant               | Design of Library Complex                                       | 1996                 | 5,921,005.72                 | 5,921,005.72                    |
| 2  | Nagarta Furniture               | Supply of Furniture   | Dec., 1991           | 518,000.00                   | 518,000.00                      |
| 3  | Mbub International Ventures     | Supply of Stationeries  | 2009                 | 7,500,000.00                 | 7,500,000.00                    |
| 4  | Micheal Eze                     | Supply of Fire Proof Safe Cabinet                               | May, 2005            | 17,000,000.00                | 10,000,000.00                   |
| 5  | YRK Ventures                    | Renovation and Fencing of Mobile Police Base, Jalingo           | Oct., 2008           | 31,077,708.34                | 8,252,150.00                    |
| 6  | Zaitun Enterprises Services Ltd | Supply of Diesel and Lubricant                                  | Jan., 2011           | 7,820,000.00                 | 3,061,328.86                    |
| 7  | Waziri & Co.                    | Audi Fee  | Sept., 2007          | 5,050,320.67                 | 5,050,320.67                    |
| 8  | Al-Umah Lau Nig. Enterprises    | Supply of Souvenir  | Feb., 2007           | 10,000,000.00                | 10,000,000.00                   |
| 9  | Kumno Construction Nig. Ltd     | Construction of Fence Wall Side B & G Security Post             | Aug., 2000           | 6,765,802.97                 | 6,765,802.97                    |
| 10   | Ibrahim Maza – Wuje             | Supply of Diesel & Engine Oil                                   |                      | 6,000,000.00                 | 2,000,000.00                    |
| 11   | Jibrin Abubakar                 | Supply of Diesel & Lubricant                                    | Jan., 2011           | 7,180,000.00                 | 7,180,000.00                    |
| 12   | Several Points Nig. Ltd         | Renovation of VC's Residence                                    | 2009                 | 11,473,135.48                | 7,405,201.15                    |
| 13   | Hamman Investment Nig. Ltd      | Supply of Ring Culverts   | April, 2007          | 8,500,000.00                 | 6,500,000.00                    |
| 14   | Alh. Shehu Umar                 | Supply of Motor Parts   | Aug., 2011           | 5,212,362.95                 | 5,212,362.95                    |
| 15   | Green Witch                     | Supply of Stationeries  | 2009                 | 7,340,636.40                 | 4,340,636.40                    |
| 16   | El-Jau Group & Co.              | Supply of Stationeries  | 2003                 | 2,000,000.00                 | 2,000,000.00                    |
| 17   | Abubakar Audu                   | Supply of Furniture   | Oct., 2006           | 3,415,000.00                 | 2,682,863.14                    |
| 18   | Chairman Elders Forum           | Supply of Stationeries  | 2007                 | 4,000,000.00                 | 4,000,000.00                    |
| 19   | Lenyol Inverstment Ltd          | Construction of 36Nos. Culvert at Nguroje & Mayo Ndaga          | June, 2005           | 16,000,000.00                | 1,000,000.00                    |
| 20   | Globe Scope Security Ltd        | Rendering of Security Service                                   | Oct., 2007           | 11,000,000.00                | 11,000,000.00                   |
| 21   | De- Timasco Nig. Ltd            | Supply of Tipper Motor, other Building Material and Spare parts | Aug., 2006           | 8,200,000.00                 | 8,200,000.00                    |
| 22   | I.U. Daylop Nig. Ltd            | Supply of Spare Parts   | Nov., 2011           | 7,400,000.00                 | 3,400,000.00                    |
| 23   | Pembi Ventures                  | Laundry Services  | Oct., 2007           | 15,415,500.00                | 5,415,500.00                    |
| 24   | Aminchi Ventures Nig. Ltd       | Supply & Installation of Transformer                            | -                    | 2,808,130.00                 | 984,090.00                      |

|    |                                   |   |             |                       |                       |
|----|-----------------------------------|---|-------------|-----------------------|-----------------------|
| 25 | Habu & Associate                  | Preparation & Supply of Architectural Designed bill of quantities                       | Sept., 2007 | 4,080,048.12          | 2,000,000.00          |
| 26 | Amasco Global Nig. Ltd            | Renovation of Gen. Hospital   | Feb., 2005  | 10,963,413.87         | 1,963,413.89          |
| 27 | Idris Adebayo                     | Supply of Sanitary Material   | May, 2012   | 3,300,000.00          | 3,300,000.00          |
| 28 | Zillion Tel Nig. Ltd              | Construction of Classroom Block Admin/Lib. & VIP Toilet                                 | Oct., 2008  | 19,221,742.34         | 7,615,300.00          |
| 29 | Alh. Lawan Mustapha               | Construction of 2Nos. Classroom   | 2001        | 7,566,474.24          | 2,066,474.24          |
| 30 | Akua General Engineering          | Drilling of 151Nos Hand Pump & 12Nos. Solar Powered Bore-Hole in the State              | Aug., 2007  | 14,450,500.00         | 1,500,000.00          |
| 31 | Lingo Investment Services Ltd     | Rehabilitation of Garbabi Jauro Jallo Road in Gashaka                                   | June, 2005  | 24,000,000.00         | 20,000,000.00         |
| 32 | P & Partner Global                | Supply of Hospital Equipment  | March, 2004 | 5,125,000.00          | 2,125,000.00          |
| 33 | Soj-Jeen Intergrated Ventures Ltd | Rehabilitation of Kpantisawa – Kassa road in Yorro LGA                                  | June, 2005  | 18,000,000.00         | 4,000,000.00          |
| 34 | Amampo Nig. Ltd                   | Rehabilitation of Jatau – Taka Lafiya road in Bali LGA                                  | June, 2005  | 20,000,000.00         | 10,000,000.00         |
| 35 | Pembi Venture                     | Laundry Services  | -           | 12,000,000.00         | 12,000,000.00         |
| 36 | Nuhu Abdullahi                    | Supply of Stationeries  | 2011        | 5,040,550.01          | 5,040,550.01          |
| 37 | Ben Electronic Co. Nig. Ltd       | Supply & Installation of Solar Light for the beautification of 2 round about in Jaingo. | 2001        | 17,600,000.00         | 12,600,000.00         |
| 38 | Chibi Global Nig. Ltd             | Construction of a Culvert at Abuja Phase 2 Jalingo                                      |             | 5,000,000.00          | 5,000,000.00          |
| 39 | Alhalas Business Ventures         | Installation of Komatsu paid Loader Belgium Engine                                      | 2011        | 4,980,675.00          | 4,980,675.00          |
| 40 | Dan Maimasa Global Concept Ltd    | Supply of Perking 100 KVA Generator   | 2006        | 7,580,000.00          | 3,790,000.00          |
|    |                                   |   |             | <b>386,506,006.11</b> | <b>226,370,675.00</b> |
|    |                                   |   |             |                       |                       |

| <b>Note 34</b> |  |                          |
|----------------|--|--------------------------|
|                |  |                          |
|                | <b>PENSION AND GRATUITIES DUE BUT NOT PAID</b> |                          |
|                |  |                          |
|                | TYPE OF RETIREMENT BENEFIT                     | AMOUNT                   |
|                |  | N                        |
|                | Gratuities                                     | 18,204,210,231.97        |
|                | Terminal Pension                               | 3,544,074,805.48         |
|                | Arrears of Monthly Pension                     | 1,688,410,939.60         |
|                |  | 23,436,695,977.05        |
|                | <b>LESS: DEDUCTION OF OVERPAYMENT:</b>         | 2,228,556,188.33         |
|                | <b>NET UNPAID PENSIONS &amp; GRATUITIES:</b>   | <b>21,208,139,788.72</b> |
|                |  |                          |

|              |   |  |                         |                         |                          |
|--------------|---|--|-------------------------|-------------------------|--------------------------|
|              | <b>NOTE 35</b>                                  |  |                         |                         |                          |
|              |   |  |                         |                         |                          |
|              | <b>TARABA STATE SHORT TERM LOANS AS AT 2022</b> |  |                         |                         |                          |
| <b>TENOR</b> | <b>OPENING BALANCE</b>                          | <b>ADDITION DURING THE YEAR (2020)</b> | <b>PRINCIPAL</b>        | <b>INTEREST</b>         | <b>CLOSING BALANCE</b>   |
| 24 MONTHS    | 1,050,605,032.95                                |  | 1,050,605,032.95        | 64,081,478.35           | -                        |
| 12 MONTHS    | 7,887,697,236.66                                | 270,476,096.03                         | 1,934,906,480.56        | 1,206,125,331.08        | 6,223,266,852.13         |
|              | 14,743,140,212.66                               |  |                         |                         | 14,743,140,212.66        |
|              | 949,385,740.34                                  |  | 651,885,968.73          | 85,485,147.20           | 297,499,771.61           |
| 24 MONTHS    | -   | 1,000,000,000.00                       | 587,329,139.09          | 147,117,518.67          | 412,670,860.91           |
| 12 MONTHS    | -   | 1,056,247,288.00                       | 555,613,912.04          | 108,305,413.59          | 500,633,375.96           |
|              | <b>24,630,828,222.61</b>                        | <b>2,326,723,384.03</b>                | <b>4,780,340,533.37</b> | <b>1,611,114,888.89</b> | <b>22,177,211,073.27</b> |
|              |   |  |                         |                         |                          |
|              |   |  |                         |                         |                          |

| <b>NOTE 36</b> |   |                         |                         |
|----------------|---|-------------------------|-------------------------|
|                |   |                         |                         |
|                | OVERDRAWN CASHBOOK BALANCES AS AT 31 DEC.2022 |                         |                         |
|                |   |                         | <b>YEAR 2021</b>        |
|                |   | <b>N</b>                | <b>N</b>                |
|                | CENTRAL ACCOUNT                               | 1,783,202,506.39        | 1,253,751,647.95        |
|                | MINISTRY OF FINANCE                           | 2,541,029.95            |                         |
|                | MINISTRY OF CULTURE & TOURISM                 |                         | 2,057.79                |
|                | MINISTRY OF TRANSPORT AND AVIATION            |                         | 354,791.96              |
|                | SHARIA COURT OF APPEAL                        | 1,021.06                |                         |
|                | ZENITH VAT                                    |                         | 13,318,007.42           |
|                | Fidelity Bank FAAC Operational Account        |                         | 451,474,804.41          |
|                | SUB-TREASURY, WUKARI                          |                         | 61,755.00               |
|                | <b>TOTAL OVERDRAFT FACILITIES:</b>            | <b>1,785,744,557.40</b> | <b>1,718,963,064.53</b> |
|                |   |                         |                         |

| <b>NOTE 37</b>                                 |  |                         |                         |                          |
|--|--|-------------------------|-------------------------|--------------------------|
|  |  |                         |                         |                          |
| <b>TARABA STATE LONG TERM LOANS AS AT 2022</b> |  |                         |                         |                          |
| <b>OPENING BALANCE AS AT 1ST JAN. 2020</b>     | <b>ADDITION DURING THE YEAR (2020)</b> | <b>PRINCIPAL</b>        | <b>INTEREST</b>         | <b>CLOSING BALANCE</b>   |
| 4,490,957,165.91                               | 4,845,348,756.60                       | 383,251,152.87          | 1,836,639,919.32        | 8,953,054,769.64         |
| 3,373,048,986.39                               |  | 3,373,048,986.39        |                         | 0.00                     |
| 10,244,225,693.63                              |  | 306,283,676.04          |                         | 9,937,942,017.59         |
| 8,382,043,254.19                               |  | 271,526,134.61          |                         | 8,110,517,119.58         |
| 8,939,989,962.57                               |  | 304,090,455.60          |                         | 8,635,899,506.97         |
| 17,427,896,616.56                              |  | 133,267,368.87          |                         | 17,294,629,247.69        |
| 2,154,783,402.00                               |  |                         |                         | 2,154,783,402.00         |
|  | 12,028,721,829.00                      |                         |                         |                          |
| <b>55,012,945,081.25</b>                       | <b>16,874,070,585.60</b>               | <b>4,771,467,774.38</b> | <b>1,836,639,919.32</b> | <b>55,086,826,063.47</b> |
|  |  |                         |                         |                          |



| Note 38   |          |   |               |                      |                                    |                               |                          |
|---|----------|---|---------------|----------------------|------------------------------------|-------------------------------|--------------------------|
| TARABA STATE EXTERNAL LOAN BALANCE AS AT 31ST DECEMBER 2022 |          |   |               |                      |                                    |                               |                          |
| S/N   | CREDITOR | LOAN TITLE                                      | LOAN CURRENCY | ORIGINAL LOAN AMOUNT | PRIN. BALANCE IN ORIGINAL CURRENCY | DEBT OUTSTANDING 31st/12/2022 |                          |
|   |          |   |               |                      |                                    | DOD IN USD                    | DOD IN NAIRA             |
| 1   | AFDB     | TARABA INCLUS. BASIC DELIV. AND LIVELIHOOD EMP. | USD           | 16,240,000.00        | 14,693,333.33                      | 14,693,333.33                 | 6,590,694,665.17         |
| 2   | IDA      | TARABA STATE UNIVERSAL BASIC EDUCATION          | USD           | 5,000,000.00         | 2,168,899.72                       | 2,168,899.72                  | 972,859,969.41           |
| 3   | IDA      | TARABA STATE HEALTH SYSTEM                      | XDR           | 3,000,000.00         | 2,111,143.89                       | 2,809,510.10                  | 1,260,205,755.60         |
| 4   | IDA      | TARABA STATE HIV/AIDS                           | XDR           | 2,325,166.00         | 1,115,174.72                       | 1,484,074.42                  | 665,681,580.16           |
| 5   | IDA      | TARABA STATE NATIONAL FADAMA II                 | XDR           | 4,872,000.00         | 3,329,813.60                       | 4,431,315.64                  | 1,987,666,631.19         |
| 6   | IDA      | TARABA STATE THIRD NATIONAL FADAMA              | XDR           | 2,551,758.00         | 2,322,099.74                       | 3,090,250.13                  | 1,386,131,694.43         |
| 7   | IDA      | TARABA STATE 2ND HIV/AIDS PROGRAMME             | XDR           | 3,343,202.00         | 3,196,698.99                       | 4,254,166.73                  | 1,908,206,487.11         |
| 8   | IDA      | TARABA STATE COMMUNITY AND SOCIAL DEV.          | USD           | 4,000,000.00         | 3,538,000.00                       | 4,708,370.08                  | 2,111,939,401.40         |
| 9   | ADF      | TARABA INCLU. BASIC DELIV. AND LIVELIHOOD EMP.  | EUR           | 8,000,000.00         | 6,770,400.00                       | 8,830,213.64                  | 3,960,792,326.40         |
| 10  | IFAD     | TARABA STATE VALUE CHAIN DEV.                   | USD           | 7,500,000.00         | -                                  | -                             |                          |
| <b>SUB-TOTAL</b>  |          |   |               |                      | <b>39,245,563.99</b>               | <b>46,470,133.79</b>          | <b>20,844,178,510.87</b> |

|   |  |  |                         |                         |                         |
|---|--|--|-------------------------|-------------------------|-------------------------|
|   | <b>NOTE 39</b>                                       |  |                         |                         |                         |
|   |  |  |                         |                         |                         |
|   | <b>GRANT RECEIVED FROM SFTAS TO DATE:</b>            |  |                         |                         |                         |
|   |  |  |                         |                         |                         |
|   | <b>YEAR</b>  |  | <b>AMOUNT RECEIVED</b>  |                         |                         |
|   |  |  |                         |                         |                         |
|   | 2020   |  | 6,368,000,000.00        |                         |                         |
|   | 2021   |  | 1,810,240,000.00        |                         |                         |
|   | 2022   |  | <u>1,357,455,000.00</u> |                         |                         |
|   | <b>TOTAL:</b>  |  | <b>9,535,695,000.00</b> |                         |                         |
|   |  |  |                         |                         |                         |
|   |  |  |                         |                         |                         |
|   | <b>The Grant received in 2022 Used for: -</b>        |  |                         |                         |                         |
|   |  |  |                         |                         |                         |
| 1 | Constructions and Rehabilitations of Township Roads: |  |                         | <u>1,357,455,000.00</u> |                         |
|   |  |  |                         |                         | <b>1,357,455,000.00</b> |
|   |  |  |                         |                         |                         |