

1.0 **INTRODUCTION**

The Accounts of the Government of Ekiti State, Nigeria for the year ended 31st December, 2017 have been audited under my direction in accordance with section 125 (2) of the Constitution of the Federal Republic of Nigeria, 1999 (as amended) and Section 26 (2) of Ekiti State Audit Law (No 11) of 2014.

1.1 **RESPONSIBILITY OF THE ACCOUNTANT-GENERAL**

In accordance with the provisions of Finance Control and Management Act, 1958 and Section 02001 of the Financial Administration, the Accountant-General is the Chief Accounts Officer for the receipts and payments of Government of Ekiti State. It is the responsibility of the Accountant-General to establish and maintain an adequate system of Internal Controls, designed to provide reasonable assurance that the transactions recorded are within statutory authority, properly record the use of public financial resources by the Government and to ensure that the Financial Statements fairly reflect the true financial position of Government and its operations in accordance with the provisions of above stated Act.

1.2 **RESPONSIBILITY OF THE AUDITOR-GENERAL**

The responsibility of the Auditor-General is to express an independent opinion on the Financial Statements of the State as prepared by the Accountant-General based on his audit in compliance with Section 125 (2) of the Constitution of the Federal Republic of Nigeria, 1999 (as amended) and Section 26 (2) of Ekiti State Audit Law (No 11) of 2014.

An audit in this context involves the examination on a test basis, of evidence relevant to the amounts and disclosures in the Financial Statements prepared by the Accountant-General.

It also includes an assessment of the significant estimates and judgments made in the preparation of the Financial Statements and whether the accounting policies are appropriate to Government circumstances, consistently applied and adequately disclosed.

1.3 RESPONSIBILITY OF THE PUBLIC ACCOUNTS COMMITTEE

It is the responsibility of the Public Accounts Committee of the House of Assembly to review the Auditor-General's Report with a view to ensuring enforcement of the recommendations made therein and impose sanctions where appropriate.

1.4 AUDITOR-GENERAL'S REPORT/AUDIT CERTIFICATE.

I have audited the Accounts of the Government of Ekiti State of Nigeria as at 31st December, 2017 as set out in Annexure I containing Ekiti State Financial Statements in accordance with Section 125 (2) of the Constitution of the Federal Republic of Nigeria 1999 (as amended) and Section 26 (2) of Ekiti State Audit Law (No 11) of 2014.

1.5 BASIS OF OPINION:

The Audit was conducted in accordance with International Standards on Auditing and Generally Accepted Public Sector and INTOSAI Auditing Standards.

These standards require that I comply with ethical requirements, plan and perform the audit to obtain reasonable assurance that the Financial Statements are free from material misstatements whether due to fraud or error. I also evaluated the overall adequacy of the presentation of information in the Financial Statements.

In the course of the Audit, I have obtained all the information and explanation that to the best of my knowledge and belief were necessary for the purpose of the audit and I believe that the audit evidence I obtained is sufficient and appropriate to provide a basis for independent opinion.

Ekiti State Government initiated accrual basis IPSAS on 1st January, 2017 and elected to adopt transitional exemptions in IPSAS 33 that allows it apply deemed cost and a transitional period of up to three years. As a result of adopting these transitional exemptions and provisions, the Ekiti State Government is not able to make an explicit and unreserved statement about its full compliance with accrual basis IPSASs. These financial statements are therefore referred to as the first transitional IPSAS financial statements of Ekiti State Government.

1.6 **OPINION:**

In my opinion the Financial Statements which include Statement of Financial Performance, Statement of Financial Position, Statement of Cash Flow and Statement of Change in Net Assets / Equity as at 31st December, 2017 with supporting Notes, give a true and fair view of the state of affairs and financial position of the Government of Ekiti State for the fiscal year ended on that date subject to the observations and comments in the other parts of this report.



Daniel A. Kayode (FCNA,FCFIP,ACTI)
FRC/2014/ANAN/00000010277
Auditor-General,
Ekiti-State.

2.0 **APPRAISAL OF THE YEAR'S BUDGET PERFORMANCE**

The revenue projection for year 2017 was One Hundred and One Billion, Fifty Seven Million, Eight Hundred and Twenty One Thousand, Two Hundred and Seventy Four Naira and Seventy Five kobo (N101,057,821,274.75) Only and the aggregate expenditure proposed for the period was Ninety Three Billion, Ninety One Million, Eight Hundred and Fifty Six Thousand, Thirty Four Naira and Forty One Kobo (N93,091,856,034.41) Only.

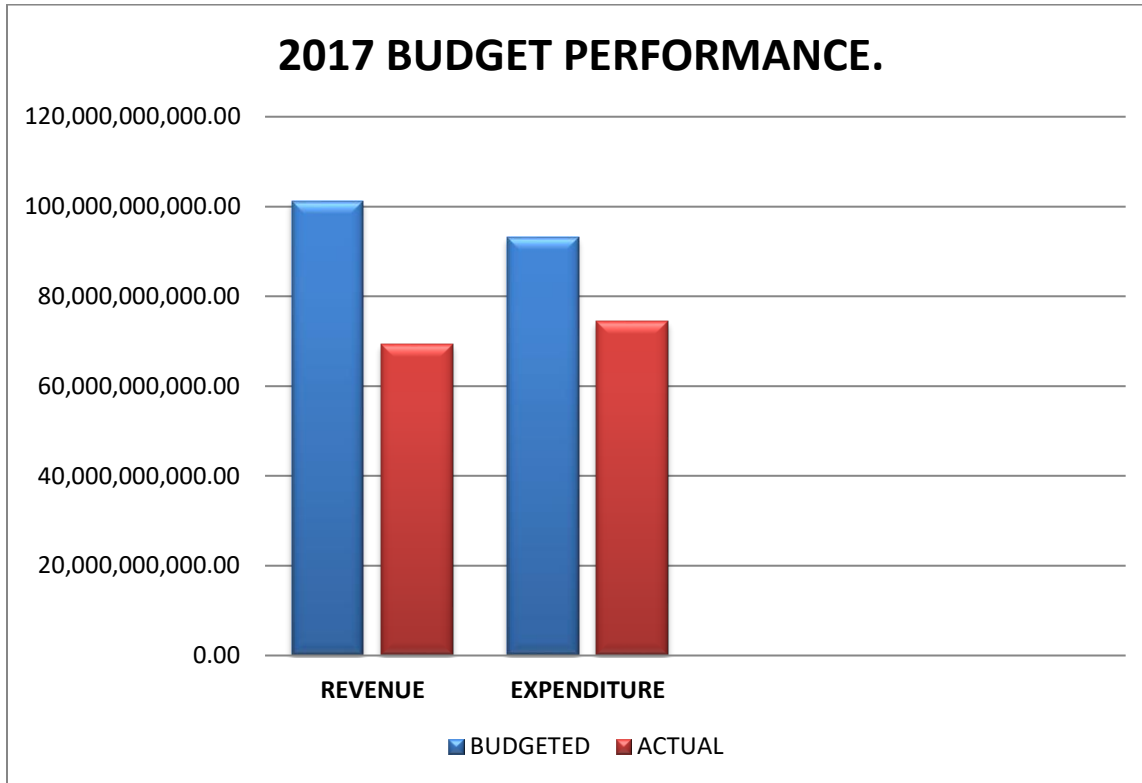
The budget as passed by the House of Assembly was supposed to be a balanced budget with a revenue and expenditure projection of N93,091,856,034.41.

However, a fundamental error was made in the budget document published by Ministry of Budget, Economic Planning and Service Delivery where a net Capital receipt of N37,330,986,109.51 was added to the Recurrent Revenue receipt of N55,760,869,924.90 giving rise to a Revised Revenue of N93,091,856,034.41 presented to and passed by the House of Assembly. Whereas, a gross Capital Receipt of N45,296,951,349.85 should have been added to the Recurrent Revenue Receipt to give revised Budgeted Revenue of N101,057,821,274.75.

This error led to understatement of Budgeted Revenue in the published revised budget by N7,965,965,240.34 and also resulted to a budget surplus of the same amount inadvertently.

The actual revenue recorded for the budget year was N69,295,114,094.11 while actual expenditure was N74,373,892,086.72 with a resultant aggregate deficit of N5,078,777,992.61. The revenue and expenditure achieved a performance level of 68.57% and 79.90% respectively in the current year as against 99.10% and 89.78% achieved in the previous year. The budget performance is shown below:

2.1 BAR CHART SHOWING THE 2017 BUDGET PERFORMANCE:



2.2 RECOMMENDATION:

The Budget Officers should sharpen their skills and also master the nitty-gritty of budget preparation to avoid this type of error in the future.

2.3 REVENUE PROFILE AT A GLANCE

RECURRENT RECEIPTS	ESTIMATE 2017 N	ACTUAL 2017 N	PERFORMANCE %
Government Share of FAAC	31,000,000,000.00	25,352,826,448.06	81.78
Other Statutory Revenue (FAAC)	26,375,642,475.60	9,260,419,701.61	35.11
Government Share of VAT	10,000,000,000.00	9,059,086,275.64	90.59
IGR	11,116,690,803.24	11,901,854,044.31	107.06
Other Recurrent Receipts	3,334,319,788.97	1,217,001,506.92	36.50

	81,826,653,067.81	56,791,187,976.54	69.41
Capital Receipts	19,231,168,206.94	12,503,926,117.57	65.02
TOTAL	101,057,821,274.75	69,295,114,094.11	68.57

Sources: Financial Report of Accountant-General, Ekiti State for the year ended 31st December, 2017.

2.4 RECURRENT REVENUE BUDGET

From the analysis above, the sum of N81,826,653,067.81 which represents 80.97% of the aggregate estimated receipts was expected from Recurrent receipts while the sum of N19,231,168,206.94 representing 19.03% was estimated to be received from Capital receipts.

The actual Recurrent revenue recorded in 2017 was N56,791,187,976.54. This represents 69.41% performance level and a recurrent revenue variance of 30.59%. This is far below 103.50% performance level attained in year 2016. However, the actual Recurrent Revenue received in 2017 increased by N10,987,654,486.90 (or approximately 23.99%) when compared with its corresponding figure of N45,803,533,489.64 for the year 2016.

The analytical review of the actual Recurrent Revenue of N56,791,187,976.54 as stated above showed that the Government share of FAAC recorded a budget performance of 81.78% and a variance of 18.22%, Other Statutory Revenue (FAAC) had a budget performance of 35.11% and a variance of 64.89% and Value Added Tax (VAT) recorded a budget performance level of 90.59% and a variance of 9.41%. The Internally Generated Revenue recorded 7.06% increase above the budgeted figure and Other Recurrent receipts had a budget performance of 36.50% and a variance of 63.50%.

2.5 RECOMMENDATION:

This year Recurrent Revenue budgeted figure of N81,826,653,067.81 would appear over-ambitious. It was a clear departure from a more realistic figures projected for the years 2015 and 2016. A more realistic budgeting is suggested to avoid derailment of developmental programmes planned for implementation.

2.6 CAPITAL RECEIPTS:

The actual Capital Receipts recorded in year 2017 was N12,503,926,117.57 as against N19,231,168,206.94 projected translating to 65.02% budget performance. This was a remarkable decrease when compared with 123.56% achieved in the preceding year.

The two components of the Capital Receipts in the year were proceeds from (i) Foreign Loans (Drawn downs) – N4,008,926,117.57 and (ii) Domestic Loan (Budget Support Facility) – N8,495,000,000.00.

While the sum of N4,000,000,000.00 was budgeted as Domestic Loan in the year, the actual loan receipt was N8,495,000,000.00. However, no supplementary budget was raised to reflect this in the State Budget contrary to regulations and advice given by this Office on similar issue in 2015 and 2016 Auditor-General's Reports

2.7 RECOMMENDATION:

There is need for investment strategy capable of boosting the Capital Receipts for rapid economic growth and development.

2.8 ACTUAL REVENUE COMPARISON BETWEEN 2016 AND 2017.

S/N	REVENUE	ACTUAL 2016 N	ACTUAL 2017 N	DIFFERENCE N	PERCENTAGE DIFFERENCES %
1	Statutory Allocation	18,227,173,258.26	25,352,826,448.06	7,125,653,189.80	39.09
2	Other Statutory Receipts	9,929,857,692.95	9,095,980,002.03	(833,877,690.92)	(8.40)
3	Excess Crude Oil	269,917,786.77	164,439,699.58	(105,478,087.19)	(39.08)
4	Value Added Tax	7,582,364,595.41	9,059,086,275.64	1,476,721,680.23	19.48
5	Ecological Fund	-	-	-	-
6	IGR	9,469,112,224.77	11,901,854,044.31	2,432,741,819.54	25.69
7	Other Receipt (Drawn Down)	2,709,786,896.98	4,008,926,117.57	1,299,139,220.59	47.94
8	Internal Loan	22,101,788,065.28	8,495,000,000.00	(13,606,788,065.28)	(61.57)
9	Sundry Receipts	325,107,931.18	1,217,001,506.92	891,893,575.74	274.33
	TOTAL	70,615,108,451.60	69,295,114,094.11	(1,319,994,357.49)	(1.87)

SOURCES: Financial Reports of Accountant-General, Ekiti State for the year ended 31st December, 2017.

From the above analysis, there was a slight decrease of 1.87% in the aggregate revenue received in 2017 when compared with 2016. In the current year, the aggregate revenue received was N69,295,114,094.11 as against N70,615,108,451.60 received in the previous year.

The Statutory Allocation rose sharply by 39.09% from N18,227,173,258.26 in year 2016 to N25,352,826,448.06 in 2017.

Other Statutory Receipts decreased by ₦833,877,690.92 (or approximately 8.40%) from ₦9,929,857,692.95 in 2016 to ₦9,095,980,002.03 in 2017. The bulk of this amount was from Paris Club Refund of ₦5,822,860,713.34 being the State share of the total sum of ₦9,545,673,294.16 released to the State in the year. The balance of ₦3,722,812,580.82 being the Local Government share had been transferred to JAAC Account.

The Value Added Tax also had an increase of 19.48% while the Excess Crude Oil (Refund) recorded a decrease of 39.08%

On the aggregate, the amount received by the State from the Federation Account in 2017 increased tremendously by ₦7,663,019,091.92 (or approximately 21.28%) when compared with year 2016.

The Internally Generated Revenue increased remarkably by ₦2,432,741,819.54 in year 2017 representing 25.69% over performance in the corresponding period of 2016.

In the same vein, Other Receipts which were drawn down from Foreign Loan had an increase of 47.94% and Sundry Receipts increased from ₦325,107,931.18 to ₦1,217,001,506.92 giving rise to a significant increase of 274.33%. This performance was largely due to some refunds made to the Government purse as follows

(i) Bail out refund by JAAC (ii) Salary and MDAS refunds (iii) Refund of State contribution to MDGS Counterpart fund and (iv) Refund of the State contribution to UBEC counterpart fund by SUBEB.

The other major component was the sum of ₦300,000,000.00 contribution of Local Governments for the Social Security Scheme in the year under review.

The Internal Loan had a significant decrease of 61.57% from year 2016 figure of ₦22,101,788,065.28 to ₦8,495,000,000.00 in year 2017.

2.9 COMPARATIVE ANALYSIS OF INTERNALLY GENERATED REVENUE PERFORMANCE FOR YEAR 2016 AND 2017

S/N	REVENUE DESCRIPTION	ESTIMATE 2017 N	ACTUAL 2017 (A) N	BUDGET PERFORMANCE %	ACTUAL 2016 (B) N	ACTUAL DIFFERENCE A-B N
1	Pay – As – You Earn	3,695,368,777.32	3,319,738,095.50	89.84	2,907,771,991.15	411,966,104.35
2	Direct Assessment	350,000,000.00	173,217,961.47	49.49	100,928,693.98	72,289,267.49
3	Development Levy	110,217,012.07	24,121,024.90	21.89	22,038,338.16	2,082,686.74
4	Community	-	133,142,346.47	-	98,916,264.95	34,226,081.52

	Development Levy					
5	Capital Gain Tax	150,000.00	20,000.00	13.33	131,008.24	(111,008.24)
6	Withholding Tax	321,336,926.38	605,580,391.90	188.46	250,297,147.73	355,283,244.17
7	Back Duty Assessment	-	-	-	65,662,956.08	(65,662,956.08)
8	Tax Audit	-	67,378,317.67	-	96,294,632.21	(28,916,314.54)
9	Sub Total(Taxes)	4,477,072,715.77	4,323,198,137.91	96.56	3,542,040,960.50	781,157,177.41
10	Fines and Fees	1,877,553,385.04	1,281,372,235.17	68.25	1,625,428,622.35	(344,056,387.18)
11	Licences	115,900,224.28	136,618,051.74	117.88	93,663,308.37	42,954,743.37
12	Earning & Sales	173,013,804.73	97,454,535.29	56.33	25,050,000.00	72,404,535.29
13	Rent on Govt property	32,688,963.12	39,610,756.55	121.17	49,452,590.00	(9,841,833.45)
14	Dividends	5,000,000.00	56,333,177.00	1,126.67	35,000,000.00	21,333,177.00
15	Others (Reimbursement & Misc)	2,500,000.00	1,408,858.49	56.35	-	1,408,858.49
16	Bank Interest	-	-	-	10,751,219.11	(10,751,219.11)
17	Pool Betting Lotteries	-	-	-	4,761,000.00	(4,761,000.00)
18	Unserviceable assets	-	-	-	-	-
19	Legal Fees	-	111,182,990.10	-	170,291,194.55	(59,108,204.45)
20	Parastatals and Tertiary Institutions	4,432,961,710.30	5,854,675,302.06	132.07	3,912,673,331.89	1,942,001,970.17
	TOTAL	11,116,690,803.24	11,901,854,044.31	107.06	9,469,112,224.77	2,432,741,819.54
	IGR Retained by Parastatals and Tertiary Institutions	(4,279,146,029.14)	(5,717,271,627.56)	-	(3,843,819,633.56)	(1,873,451,994.00)
	NET IGR	6,837,544,774.10	6,184,582,416.75	-	5,625,292,591.21	559,289,825.54
	IGR TO TOTAL REVENUE %		17.18%		13.41%	3.77%
	IGR TO PERSONNEL COST %		64.18%			
	IGR TO RECURRENT EXPENDITURE %		19.50%			
	IGR TO TOTAL EXPENDITURE %		16.10%			

SOURCES: Financial Reports of Accountant –General, Ekiti State for the year ended 31st December, 2017.

From the analysis above, the IGR generated in year 2017 was N11,901,854,044.31 which showed an upward revenue trend of N2,432,741,819.54 (or approximately 25.70%) when compared with its corresponding figure of N9,469,112,224.77 for the year 2016.

It was observed that the sum of N1,727,730,158.58 representing 71.01% of the IGR increase recorded in the year was generated by Ekiti State University (EKSU) while the remaining 28.99% was through the revenue generation efforts of State Internal Revenue Service.

The IGR budget performance declined from 108.31% recorded in year 2016 to 107.06% in year 2017 while the IGR to Total Revenue percentage increased from 13.41% in the previous year to 17.18% in the current year.

Further analysis showed that some Revenue Heads had impressive performance which is hoped will be sustained. However, improvement is expected in some revenue heads with poor performances as stated in (a) & (b) below:

(a) Low Performing Revenue Sources: Development Levy and Capital Gain Tax had a below average performance of 21.89% and 13.33% respectively.

(b) Revenue sources performance that fell below last year performance:

As shown in the table, Seven (7) Revenue Heads had their performances fell below last year performance in the current year with percentage ranging between 21.12% and 100%. Two of these Revenue Heads – Back Duty Assessment and Bank Interest had no receipts in the current year.

(c) Direct Assessment which represents Tax Revenue from the informal sector had a better performance of 4.01% of the Total Tax Revenue collected in year 2017 when compared with 2.84% recorded in year 2016. PAYE contributed 76.76% of Total Tax Revenue in the year. This was lower than 82% recorded in the previous year. Audit hereby draw the attention of the State Internal Revenue Service to Paragraph 2.10 (i-iii) of 2016 Auditor-General's Report on ways to improving tax revenue from the informal sector.

(d) The IGR of MDAS recorded under Fine and Fees was N1,281,372,235.17 in the current year. This was a reduction of N344,056,387.18 (or approximately 21.12%) when compared with 2016 corresponding figure of N1,625,428,622.35. It was observed that Three (3) MDAS contributed N983,511,681.43 (or 76.75%) as follows: (i) Lands – N290,329,192.10 (ii) Education (Dev. Levy) – N366,220,470.00 and (iii) ETF – N326,962,019.33

While Eighteen (18) MDAS out of 65 (Sixty Five) MDAS listed in the 2017 Financial Reports of the Accountant-General had above average budget performance in

revenue generation, there was a notable reduction of N301,974,587.52 (or approximately 50.98%) in revenue generated under this Revenue Head by Ministry of Land, Housing and Urban Development in year 2017 when compared with year 2016 figure.

There is need to investigate this significant reduction and other revenue shortfalls in the current year with a view to identifying the factors responsible and actions being taken to safeguard against recurrence in the future.

It was observed that no accrued revenue which remains uncollected as at the close of financial year was recognised in the financial statements for the year. This implies that all revenues due to the Government in the fiscal year had been collected. Evidence to support this had not been presented to Audit. The Internal Revenue Service (IRS) must brace up to face the challenges of revenue reporting under IPSAS accrual basis.

The IGR to Personnel Cost, Recurrent Expenditure and Total Expenditure percentages were calculated to be 64.18%, 19.50% and 16.10% respectively in the year. This implied that the IGR generated in the year was not sufficient to cover the Personnel Cost, Recurrent Expenditure and Total Expenditure. The State has to depend on revenue from the Federation Account.

Therefore, there is the need to pursue an aggressive growth in IGR through taxes and non-tax revenues.

2.10 **RECOMMENDATIONS:**

- (i) The Service (IRS) must adopt multiple systematic approaches including press and praise with a view to making people willingly submit due taxes to the coffers of the State.
- (ii) There is the need to intensify advocacy through collaboration with the media for members of the public to be abreast of the operations of the Revenue Service (IRS) .
- (iii) Widening tax nets and harnessing areas that were not initially captured.
- (iv) Reviewing tax rates that are obsolete.

2.11 REVENUE RECEIVED NOT CONTAINED IN YEAR 2017 BUDGET.

S/N	REVENUE SOURCES	BUDGETED AMOUNT	ACTUAL RECEIPT N
1	Community Development levy	-	133,142,346.47
2	Tax Audit	-	67,378,317.67
3	Legal Fees	-	111,182,990.10
	TOTAL	-	311,703,654.24

SOURCES: Financial Reports of the Accountant-General, Ekiti-State for the year ended 31st December, 2017.

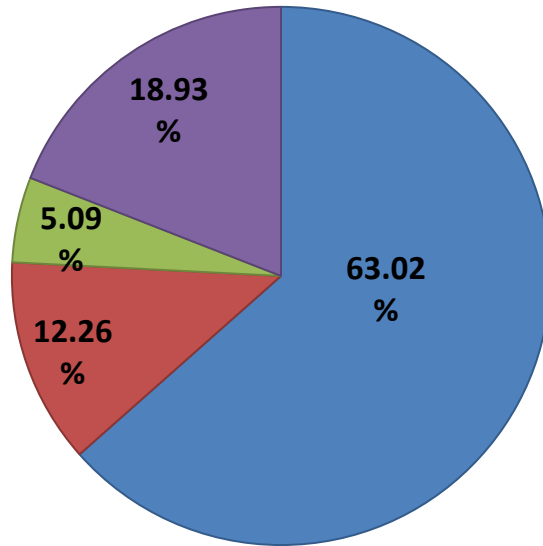
The above analysis showed a sum of N311,703,654.24 of unbudgeted revenue in year 2017.

The previous Auditor-General's Reports had made reference to this issue of Revenue received which were not captured in the budgets. However, the advice given that the Ministry of Budget, Economic Planning and Service Delivery should always ensure that all the Revenue sources are exhaustively identified and captured when putting the budget documents in place had not been heeded.

2.12 PIE CHART ANALYSIS OF 2017 TOTAL REVENUE

2017 Total Revenue

■ Revenue from Federation Account ■ Internal Loan ■ Foreign Loan ■ IGR



The pie chart above depicts the revenue profile of the State for the budget year. As revealed by the chart, 18.05% of the aggregate revenue was generated through loan (12.26% Internal and 5.79% External). This was a reduction of 17.08% when compared with previous year's figure. The Internally Generated Revenue (Including Sundry Receipts) contributed 18.93% to the total revenue in the year. Revenue from the Federation Account increased significantly to 63.02% from 51% recorded in 2016. This is an evidence of improved crude prices.

The trend of revenue from this source (Federation Account) over the years (2013-70.69%, 2014-67.75%, 2015-47.37%, 2016-51% and 2017-65.77%) had confirmed the assertion made earlier by Audit that revenues from hydrocarbon sources are unstable and unreliable. Therefore, over reliance of the State on Federation Account for her revenue is not only risky but equally unhealthy for sustainable development

2.13 RECOMMENDATIONS:

- (i) **Economic Master Plan:** The State needs a comprehensive economic strategy with stated goals and clearly defined targets to achieve this. The plan should be held sacrosanct by the successive Governments.
- (ii) Revenues realised during the period of improved crude oil prices should be tactfully invested to lay solid foundation of economic growth and development for the State rather than frittered them away on bogus and white elephant projects which contribute nothing to the economic development of the State.
- (iii) There is a need for a programme to drive massive agricultural revolution which would increase the revenue generated by the State. The State should take a cue from other States of the Federation who were making right investments and policies in Agriculture.
- (iv) The Government should showcase the economic potentials of the State to the whole world by organising Economic Summit to attract both private and foreign investors to the State.

3.00 THE EXPENDITURE PROFILE FOR 2017

EXPENDITURE	ESTIMATE 2017	ACTUAL 2017	PERFORMANCE
	₦	₦	%
Recurrent Expenditure	63,726,835,165.24	61,020,585,355.27	95.76
Capital Expenditure	29,365,020,869.17	13,353,306,731.45	45.47
TOTAL	93,091,856,034.41	74,373,892,086.72	79.89

SOURCES: Financial Reports of the Accountant-General, Ekiti State for the year ended 31st December, 2017.

From the analysis above, the aggregate expenditure projection for the year under reference was **₦93,091,856,034.41** as against **₦71,253,125,469.44** proposed for the year 2016 thus resulting to a notable increase of **N21,838,730,564.97** or **30.65%** above the previous year's budget.

However, the sum of **N74,373,892,086.72** was actually expended in the year translating to a budget performance of **79.89 %** which was very low when compared with **93.71%** and **89.76%** achieved in years 2015 and 2016 respectively. The

expenditure budget for the year would appear over – ambitious with a variance of 20.11%.

3.1 RECURRENT EXPENDITURE

The recurrent expenditure proposed for the year was ₦63,726,835,165.24 representing 68.45% of total expenditure budget. The actual recurrent expenditure incurred for the same period was ₦61,020,585,355.27 representing 95.76% of the budgeted figure. It was observed that the actual recurrent expenditure was 88.06% of actual total revenue and 107.45% of recurrent Revenue for the year under review. This represents 7.45% excess recurrent expenditure over recurrent revenue. This obviously would have a serious effect on capital expenditure which is the required investment for growth and development of the State. It also depicts lack of discipline in budget implementation.

The details of recurrent expenditure performance based on both accrual and cash basis are given below.

S/N	DETAILS OF EXPENDITURE	APPROVED BUDGET	ACTUAL EXPENDITURE (ACCRUAL BASIS)	VARIANCE/ EXCESS	PERFORMANCE	ACTUAL EXPENDITURE (CASH BASIS)
		A	B	A-B	B/A	C
		N	N	N	%	N
1	Personnel cost	17,269,606,254.83	18,543,396,667.74	(1,273,790,412.91)	107.38	17,541,739,848.90
2	Social Benefits	4,800,048,060.09	6,258,211,906.92	(1,458,163,846.83)	130.38	4,785,405,022.31
3	Public Debt Charges & Repayment of Loans	12,622,863,958.40	12,381,735,646.80	241,128,311.60	98.09	12,381,735,646.80
4	Overhead Cost	2,994,892,881.73	2,324,706,322.61	670,186,559.12	77.63	2,229,855,803.23
5	Transfer to Other Funds	10,719,337,062.76	7,106,107,722.90	3,613,229,339.86	66.30	6,992,510,072.90
6	Grants to Parastatals	14,957,593,431.05	14,330,750,804.76	626,842,626.29	95.81	14,128,842,756.93
7	Expenditure Financed by Aids and		75,676,283.55	(75,676,283.55)	0	75,676,283.55

	Grants					
8	Transfer to other Government Entities	362,493,516.38	-	362,493,516.38	-	-
	TOTAL	63,726,835,16 5.24	61,020,585,355.2 7	2,706,249,809.97	95.76	58,135,765,434.6 2 91.23(C/A)

SOURCES:- Financial Reports of the Accountant-General, Ekiti State for the year ended 31st December, 2017.

The actual Recurrent Expenditure figure (Cash Basis) was provided in the table above to allow for comparison between 2016 and 2017 figures. (The 2016 Financial Report was prepared under IPSAS Cash Basis of Accounting while 2017 Financial reports was prepared under IPSAS Accrual Basis of Accounting).

3.2 ACTUAL RECURRENT EXPENDITURE COMPARISON BETWEEN 2016 AND 2017.

S/N	ITEM OF EXPENDITURE	ACTUAL 2016 N	ACTUAL 2017 N	DIFFERENCE N	% DIFFERENCE
1	Personnel Cost	14,169,589,722.37	17,541,739,848.90	3,372,150,126.53	23.80
2	Pension & Gratuity (Social Benefits)	3,288,911,895.00	4,785,405,022.31	1,496,493,127.31	45.51
3	Overhead Cost	1,766,646,799.40	2,229,855,803.23	463,209,003.83	26.22
4	Transfer to other funds	4,711,529,770.14	6,992,510,072.90	2,280,980,302.76	48.42
5	Grants to Parastatals &Tertiary Institutions	13,398,952,069.03	14,128,842,756.93	729,890,687.90	5.45
6	Expenditure of General Nature and Public Debt Charges	4,275,964,638.46	7,088,980,295.39	2,813,015,656.93	65.79
7	Repayment of Loans: Foreign	427,607,297.79	608,306,460.88	180,699,163.09	42.26
	Local Bank	1,007,259,111.94	678,685,220.96	(328,573,890.98)	(32.62)
	Bond	5,995,857,696.12	3,572,924,695.31	(2,422,933,000.81)	(40.41)
	FGN Bond	169,611,236.40	233,041,265.67	63,430,029.27	37.40
	Bailout	168,947,767.23	199,797,708.59	30,849,941.36	18.26
8	Expenditure Financed by Aids and Grants	-	75,676,283.55	75,676,283.55	100
	TOTAL	49,380,878,003.88	58,135,765,434.62	8,754,887,430.74	17.73

SOURCES:- Financial Reports of the Accountant-General, Ekiti State for the year ended 31st December, 2017.

From the above analysis, there was a significant increase of N8,754,887,430.74 (or approximately 17.73%) in the actual Recurrent Expenditure in the year 2017 when compared with year 2016. All the expenditure items recorded increase ranging from 5.45% to 100% except repayment of Local Bank Loan and Bond which decreased by 32.62% and 40.41% respectively. The reductions were as a result of moving the interest on Local Bank Loan and Bond to Public Debt Charges in line with the National Chart of Accounts.

Both the Principal and Interest were treated as Loan repayment in the year 2016.

3.3 **SECTORAL PERFORMANCE:**

The over-all indices of the recurrent expenditure can best be demonstrated with the use of sectoral analysis to show the effective and efficient implementation of the year's budget.

3.3.1 **SECTORAL ANALYSIS OF RECURRENT EXPENDITURE (OVERHEAD COST)**

S/N	SECTOR	BUDGET ₦	ACTUAL ₦	PERFORMANCE %
1	Administrative Sector	2,163,274,980.84	1,723,912,981.16	79.69
2	Economic Sector	600,354,375.83	402,523,913.76	66.27
3	Law and Justice Sector	21,982,404.09	4,100,000.00	18.65
4	Regional Sector	2,041,014.11	900,000.00	44.10
5	Social Sector	200,240,106.86	193,269,427.69	96.52
	TOTAL	2,994,892,881.73	2,324,706,322.61	77.62

SOURCES: - Financial Reports of the Accountant-General, Ekiti-State for the year ended 31st December, 2017.

The performance of the recurrent expenditure from the above sectoral analysis shows that equal attention was not given to all the sectors. While some sectors were adequately funded some were starved of fund.

There was a marginal decrease of 2.97% in the overall percentage performance in the year under review. It was 80.59% in year 2016 which reduced to 77.62% in year 2017. However, the aggregate expenditure on the sectors increased from

₦1,766,646,799.94 in year 2016 to ₦2,324,706,322.61 in the current year indicating that the overhead cost budget was over ambitious.

All the sectors should be considered important and well funded for efficient service delivery and for the attainment of social, economic and political goals specified in the budget.

3.4 CAPITAL EXPENDITURE

	BUDGET 2016	ACTUAL 2017	PERFORMANCE
	₦	₦	%
Capital Expenditure	29,365,020,869.00	13,353,306,731.45	45.47
TOTAL	29,365,020,869.00	13,353,306,731.45	45.47

SOURCES: Financial Reports of the Accountant-General, Ekiti-State for the year ended 31st December, 2017.

The sum of ₦29,365,020,869.00 which represented 31.54% of the aggregate budgeted expenditure was allocated for Capital Expenditure in the current year.

However, a sum of ₦13,353,306,731.45 representing 45.47% of the budgeted figure, 19.27% of actual revenue and 17.96% of actual aggregate expenditure for the year was actually released and spent. This level of performance was below average and it was lower than 64.15% achieved in the previous year.

It is pertinent to note that there is a strong positive link between infrastructure spending and growth. Any economy that wants to pursue sustainable growth and development must strive toward attainment of higher performance levels in the capital expenditure or infrastructure spending. The percentage of Capital Expenditure to total expenditure of 17.96% for the year would appear too low

For clarity of the spread of actual Capital Expenditure incurred, below is the sectoral analysis:

3.4.1 CAPITAL EXPENDITURE PERFORMANCE ON SECTORAL BASIS FOR 2017.

S/N	SECTOR	BUDGET ₦	ACTUAL ₦	PERFORMANCE %
1	<u>ADMINISTRATIVE SECTOR</u> Administration	3,588,482,098.81	1,069,777,137.29	29.81
2	<u>ECONOMIC SECTOR</u> Agriculture, Emergency, Infrastructure, Lands and Housing	20,242,956,558.55	10,754,936,666.68	53.13
3	<u>LAW AND JUSTICE SECTOR</u> Law and Justice Sector	217,949,393.46	-	0
4	<u>REGIONAL SECTOR</u> Regional Sector	-	351,624,183.71	-
5	<u>SOCIAL SECTOR</u> Education, Health, Information and Environments.	5,315,632,818.35	1,176,968,743.77	22.14
	TOTAL	29,365,020,869.17	13,353,306,731.45	45.47

SOURCES:- Financial Reports of the Accountant-General, Ekiti State for the year ended 31st December, 2017.

It could be deduced from the above that overall performance of capital expenditure of 45.47% reduced significantly when compared with 64.15% recorded for year 2016. Only the Economic Sector had above average performance level of 53.13%. Social Sector recorded 22.14% performance level in the budget year as against 129.66% achieved in year 2016.

The 0% performance recorded for Law and Justice Sector was incorrect. Audit observed that several millions of Naira expended on constructions of New High Court Complex in the year was recorded in a wrong sector. The error stems from the budget where provisions for the construction of new High Court Complex was included in the vote of Ministry of Works and Transport in the Economic Sector.

This distortion of financial information could mislead the users of GPFS in taking wrong decisions that can affect the State.

The Budget Officers are invited to take note of this anomaly. Error of this nature should be avoided in the future

3.5 OBSERVATIONS ON FUND DISTRIBUTION TO MINISTRIES,

DEPARTMENTS AND AGENCIES:

Audit examinations during the year under review revealed that both capital and recurrent expenditure were not distributed as budgeted. Some Ministries, Departments and Agencies were starved of fund to execute some of the laudable programmes included in the year's budget and therefore could not contribute efficiently and effectively towards the growth and development of the State. However, some were able to access over and above their budgetary provisions.

3.5.1 MDAS WITH ABYSMALLY LOW EXPENDITURE PROFILE

(a) OVERHEAD COST

S/N	HEAD	MINISTRY/DEPARTMENT/AGENCY	BUDGET 2017 ₦	ACTUAL 2017 ₦	BUDGET VARIANCE ₦	PERFORMANCE %
1	459-500	EKITI STATE STOMACH INFRASTRUCTURE AGENCY (BUREAU OF PRODUCTIVITY AND EMPOWERMENT)	5,669,483.62	800,000.00	4,869,483.62	14.11
2	459-1100	EKITI STATE LIASON OFFICE AKURE	1,500,000.00	200,000.00	1,300,000.00	13.33
3	459-1900	MUSILIM PILGRIM WELFARE BOARD	2,000,000.00	400,000.00	1,600,000.00	20.00
4	459-1800	CHRISTIAN PILGRIM WELFARE BOARD	2,000,000.00	400,000.00	1,600,000.00	20.00
5	459-1609	CHIEF PRESS SECRETARY/SA MEDIA	10,000,000.00	1,520,000.00	8,480,000.00	15.20
6	459-2400	STAFF DEVELOPMENT CENTRE (ESTABS)	10,000,000.00	910,000.00	9,090,000.00	9.10
7	459-2500	STAFF HOUSING LOANS BOARD (ESTABS)	1,700,000.00	126,733.40	1,573,266.60	7.45
8	459-0413	GOVERNMENT ASSETS UNIT	2,500,000.00	500,000.00	2,000,000.00	20.00
9	459-5900	STATE COMMITTEE ON FOOD AND NUTRITION (UNICEF ASSISTED)	7,653,802.88	500,000.00	7,153,802.88	6.53
10	459-0800	FORESTRY DEPARTMENT	2,000,000.00	320,000.00	1,680,000.00	16.00
11	459-3101	MULTILATERAL DEPARTMENT	4,500,000.00	400,000.00	4,100,000.00	8.89
12	459-4200	PETROLEUM PRODUCTS CONSUMER PROTECTION UNIT	2,000,000.00	250,000.00	1,750,000.00	12.50
13	459-3500	STATE GOVERNANCE AND CAPACITY BUILDING	2,500,000.00	500,000.00	2,000,000.00	20.00
14	452-0300	EKITI STATE MINERAL RESOURCES DEVELOPMENT AGENCY	5,000,000.00	1,000,000.00	4,000,000.00	20.00
15	452-0102	MINISTRY RESOURCES AND	5,000,000.00	1,000,000.00	4,000,000.00	20.00

		ENVIRONMENTAL COMMITTEE				
16	459-3112	BUDGET TRACKING AND AUTOMATION	6,000,000.00	500,000.00	5,500,000.00	8.33
17	459-3103	DEVELOPMENT PLANNING AND STRATEGY COMMITTEE (MB AND EP)	2,500,000.00	281,250.00	2,218,750.00	11.25
18	459-3102	ECONOMIC DEVELOPMENT COUNCIL (MB AND EP)	10,000,000.00	750,000.00	9,250,000.00	7.50
19	454-0900	RURAL WATER SUPPLY SANITATION AGENCY	3,000,000.00	600,000.00	2,400,000.00	20.00
20	454-0601	MONITORING OF GOVERNMENT HOUSE PREMISES/TOWN ELECT	3,000,000.00	500,000.00	2,500,000.00	16.67
21	459-4300	UTILITY SERVICE DEPARTMENT	6,000,000.00	1,000,000.00	5,000,000.00	16.67
22	459-3114	DEVELOPMENT PARTNERS AND AIDS COORDINATION (MBEP)	3,000,000.00	500,000.00	2,500,000.00	16.67
23	459-3110	YOUTH EMPLOYMENT AND SOCIAL SUPPORT OPERATION (YESSO)	5,000,000.00	750,000.00	4,250,000.00	15.00
24	457-0700	WOMEN DEVELOPMENT CENTRE, IGEDE-EKITI (WOMEN AFFAIRS)	566,948.36	67,500.00	499,448.36	11.91
25	455-0300	STATE SCHOLARSHIP BOARD	3,401,690.17	400,000.00	3,001,690.17	11.76
26	457-0500	EKITI STATE SPORT COUNCIL	13,000,000.00	2,000,000.00	11,000,000.00	15.38
27	459-4401	SERVE-EKS STEERING COMMITTEE	510,253.53	100,000.00	410,253.53	19.60

(b) TRANSFER TO OTHER FUNDS

S/N	HEAD	MINISTRY/DEPARTMENT/AGENCY	BUDGET 2017 ₦	ACTUAL 2017 ₦	BUDGET VARIANCE ₦	PERFORMANCE %
1	459-5100	POLITICAL ANDECONOMIC AFFAIRS DEPARTMENT	1,230,389,672.35	173,810,000.00	1,056,579,672.35	14.13
2	455-0500	BOARD OF TECHNICAL AND VOCATIONAL EDUCATION	77,240,037.17	13,295,350.00	63,944,687.17	17.21
3	455-0300	EKITI STATE SCHOLARSHIP BOARD	68,033,803.41	850,000.00	67,183,803.41	1.25
4	457-0600	MINISTRY OF WOMEN AFFAIRS, GENDER EMPOWERMENT AND SOCIAL WELFARE	120,395,173.59	22,494,292.03	97,900,881.56	18.68

(c) CAPITAL RELEASES TO MINISTRIES/DEPARTMENTS/AGENCIES

S/N	HEAD	MINISTRY/DEPARTMENT/AGENCY	BUDGET 2017 ₦	ACTUAL 2017 ₦	BUDGET VARIANCE ₦	PERFORMANCE %
1	459-2100	HOUSE OF ASSEMBLY	280,000,000.00	2,600,000.00	277,400,000.00	0.93
2	457-0100	MINISTRY OF INFORMATION, YOUTH & SPORTS DEVELOPMENT	295,500,000.00	60,400,000.00	235,100,000.00	20.44

3	451-0100	MINISTRY OF AGRICULTURE AND RURAL DEVELOPMENT	189,000,000.00	8,713,600.00	180,286,400.00	4.61
4	459-3600	OFFICE OF ACCOUNTANT GENERAL	200,000,000.00	36,314,276.05	163,685,723.95	18.16
5	454-0700	DIRECTORATE OF INFORMATION COMMUNICATION AND TECHNOLOGY (ICT)	42,100,000.00	591,400.00	41,508,600.00	1.40
6	458-0500	OFFICE OF SURVEYOR-GENERAL OF THE STATE	45,000,000.00	2,854,500.00	42,145,500.00	6.34
7	459-3100	BUDGET AND ECONOMIC PLANNING[MIN.OF BUDGET]	2,435,151,532.75	428,800,000.00	2,006,351,532.75	17.61
8	458-0200	STATE HOUSING CORPORATION	80,000,000.00	867,000.00	79,133,000.00	1.08
9	454-0500	MINISTRY OF PUBLIC UTILITIES	101,000,000.00	2,270,000.00	98,730,000.00	2.25
10	455-0100	MINISTRY OF EDUCATION, SCIENCE AND TECHNOLOGY	1,552,000,000.00	354,612,041.27	1,197,387,958.73	22.85
11	455-0500	BOARD FOR TECHNICAL AND VOCATIONAL EDUCATION	545,250,000.00	89,383,564.53	455,866,435.47	16.39
12	456-0100	MINISTRY OF HEALTH	350,000,000.00	16,048,400.00	333,951,600.00	4.59
13	456-0400	PRIMARY HEALTH CARE DEVELOPMENT AGENCY	55,000,000.00	3,300,000.00	51,700,000.00	6.00

3.5.2 MDAS WITH BUDGETARY PROVISION WITHOUT ANY RELEASES THROUGHOUT THE YEAR

(a) OVERHEAD COST

S/N	HEAD	MINISTRY/DEPARTMENT/AGENCY	BUDGET 2017 ₦	ACTUAL 2017 ₦	BUDGET VARIANCE ₦	PERFORMANCE %
1	459-1606	OFFICE OF THE SPECIAL ADVISER, GOVERNOR'S OFFICE (GH&P)	2,535,586.89	-	2,535,586.89	-
2	459-0410	OFFICE OF PRIVATE SECRETARY TO GOVERNOR'S OFFICE (GH&P)	1,020,507.05	-	1,020,507.05	-
3	459-5901	BOUNDARY TECHNICAL COMMITTEE (D-GOV)	5,669,483.62	-	5,669,483.62	-
4	459-1614	MAINTENANCE OF GOVERNOR'S LODGE	3,061,521.15	-	3,061,521.15	-
5	457-0300	GOVERNMENT PRINTING PRESS	1,700,845.09	-	1,700,845.09	-
6	459-2803	MONITORING AND SPECIAL AUDIT DEPARTMENT	2,000,000.00	-	2,000,000.00	-
7	459-	MANAGEMENT SERVICE DEPT. (AG)	2,000,000.00	-	2,000,000.00	-
8	459-070	SUPERVISION AND MONITORING OF PROJECT (BPP)	2,000,000.00	-	2,000,000.00	-
9	451-0600	FADAMA PROJECT	2,000,000.00	-	2,000,000.00	-

10	458-0300	PLANNING PERMIT AGENCY	2,000,000.00	-	2,000,000.00	-
11	455-0106	MONITORING OF PUBLIC SCHOOLS	2,721,352.14	-	2,721,352.14	-
12	457-0607	GOVERNMENT PUPILS IN CHILDREN HOME NURSERY AND PRIMARY SCHOOL	3,000,000.00	-	3,000,000.00	-
13	455-	SUBEB STAFF HOUSING LOANS BOARD	2,000,000.00	-	2,000,000.00	-
14		NEWLY CREATED MDAs	6,577,333.58	-	6,577,333.58	-

(b) TRANSFER TO OTHER FUNDS

S/N	HEAD	MINISTRY/DEPARTMENT/AGENCY	BUDGET 2017 ₦	ACTUAL 2017 ₦	BUDGET VARIANCE ₦	PERFORMANCE %
1	459-2200	HOUSE OF ASSEMBLY SERVICE COMMISSION	20,669,483.62	-	20,669,483.62	-
2	457-0100	MINISTRY OF INFORMATION, SOCIAL DEVELOPMENT SPORTS AND CULTURE	16,441,502.49		16,441,502.49	-
3	459-2800	STATE AUDITOR-GENERAL'S OFFICE	10,000,000.00	-	10,000,000.00	-
4	459-1800	CHRISTIAN PILGRIMS BOARD	20,000,000.00	-	20,000,000.00	-
5	459-1900	MUSLIM PILGRIMS BOARD	25,000,000.00	-	25,000,000.00	-
6	459-3900	CIVIL SERVICE COMMISSION	2,267,793.45	-	2,267,793.45	-
7	459-4500	OFFICE OF PUBLIC DEFENDER	8,000,000.00	-	8,000,000.00	-
8		BUREAU OF TOURISM, ARTS AND CULTURE	5,000,000.00	-	5,000,000.00	-
9	454-0200	JOB CREATION AND EMPLOYMENT AGENCY	5,669,483.62	-	5,669,483.62	-
10	459-3200	BUREAU OF STATISTICS	10,000,000.00	-	10,000,000.00	-
11	457-0500	SPORTS COUNCIL	19,691,050.50	-	19,691,050.50	-
12	455-0400	SUBEB	2,000,000.00	-	2,000,000.00	-

(c) CAPITAL RELEASES TO MINISTRIES/DEPARTMENTS/AGENCIES

S/N	HEAD	MINISTRY/DEPARTMENT/AGENCY	BUDGET 2017 ₦	ACTUAL 2017 ₦	BUDGET VARIANCE ₦	PERFORMANCE %
1	459-1500	OFFICE OF THE DEPUTY GOVERNOR	15,000,000.00	-	15,000,000.00	-
2	459-5400	EKITI STATE BOUNDARY COMMISSION	2,600,000.00	-	2,600,000.00	-
3	458-1200	STATE EMERGENCY MANAGEMENT AGENCY [SEMA]	12,500,000.00	-	12,500,000.00	-
4	459-0700	BUREAU OF PUBLIC PROCUREMENT (BPP)	11,000,000.00	-	11,000,000.00	-
5	459-0500	OFFICE OF THE SECRETARY TO THE STATE GOVERNMENT (SSG)	3,000,000.00	-	3,000,000.00	-
6	459-1200	POLITICAL AND INTER-PARTY AFFAIRS[P&E]	2,500,000.00	-	2,500,000.00	-
7	459-5000	EKITI STATE STOMACH INFRASTRUCTURE AGENCY	100,000,000.00	-	100,000,000.00	-

8	459-1000	EKITI STATE LIASON OFFICE-ABUJA	25,000,000.00	-	25,000,000.00	-
9	459-4500	BUREAU OF TRANSFORMATION AND STRATEGY	3,000,000.00	-	3,000,000.00	-
10	459-5500	BUREAU OF PUBLIC SERVICE REFORMS	8,725,000.00	-	8,725,000.00	-
11	459-2600	EKITI STATE PENSION COMMISSION / BOARD	50,000,000.00	-	50,000,000.00	-
12	459-1900	MUSLIM PILGRIM WELFARE BOARD	500,000.00	-	500,000.00	-
13	459-1800	CHRISTIAN PILGRIM WELFARE BOARD	2,500,000.00	-	2,500,000.00	-
14	459-3000	CABINET DEPARTMENT GOVERNOR OFFICE	252,500,000.00	-	252,500,000.00	-
15	459-2000	INTERGRATION AND INTER GOVERNMENTAL AFFAIRS	3,500,000.00	-	3,500,000.00	-
16	459-2200	HOUSE OF ASSEMBLY SERVICE COMMISSION	23,500,000.00	-	23,500,000.00	-
17	457-0200	BROADCASTING SERVICE OF EKITI STATE	35,750,000.00	-	35,750,000.00	-
18	457-0300	GOVERNMENT PRINTING PRESS	5,250,000.00	-	5,250,000.00	-
19	459-0600	OFFICE OF THE HEAD OF SERVICE	5,000,000.00	-	5,000,000.00	-
20	459-2300	OFFICE OF ESTABLISHMENT AND TRAINING	56,500,000.00	-	56,500,000.00	-
21	459-2900	OFFICE OF AUDITOR-GENERAL FOR LOCAL GOVERNMENT	15,000,000.00	-	15,000,000.00	-
22	459-3900	CIVIL SERVICE COMMISSION	7,500,000.00	-	7,500,000.00	-
23	451-0200	DIRECTORATE OF FARM SETTLEMENT AND PEASANT FARMER DEVELOPMENT	43,966,207.80	-	43,966,207.80	-
24	455-0200	SCHOOL AGRICULTURE AND ENTERPRISE	10,000,000.00	-	10,000,000.00	-
25	451-0500	AGRICULTURAL DEVELOPMENT PROJECT	41,150,000.00	-	41,150,000.00	-
26	458-0800	FORESTRY DEPARTMENT	15,000,000.00	-	15,000,000.00	-
27	451-0300	FOUNTAIN AGRIC MARKETING AGENCY	5,600,000.00	-	5,600,000.00	-
28	453-0400	MINISTRY OF FINANCE AND ECONOMIC DEVELOPMENT	100,000,000.00	-	100,000,000.00	-
29	459-5200	CENTRAL INTERNAL AUDIT OFFICE	3,000,000.00	-	3,000,000.00	-
30	459-3800	INTERNAL REVENUE SERVICE	27,500,000.00	-	27,500,000.00	-
31	452-0100	MINISTRY OF COMMERCE, INDUSTRIES AND COOPERATIVES	125,850,000.00	-	125,850,000.00	-
32	453-0700	EKITI STATE ENTERPRISES DEVELOPMENT AGENCY	6,600,000.00	-	6,600,000.00	-
33	454-0300	MULTIPURPOSE CREDIT AGENCY	4,633,745.88	-	4,633,745.88	-
34	454-0200	JOB CREATION AND EMPLOYMENT AGENCY	2,500,000.00	-	2,500,000.00	-
35	454-1100	EKITI STATE TRAFFIC MANAGEMENT AGENCY	5,000,000.00	-	5,000,000.00	-
36	452-0300	EKITI STATE MINIRAL RESOURCES DEVELOPMENT AGENCY	42,050,000.00	-	42,050,000.00	-
37	453-0100	BUREAU OF TOURISM ART AND CULTURE	25,000,000.00	-	25,000,000.00	-
38	459-3200	BUREAU OF STATISTIC	36,855,072.12	-	36,855,072.12	-
39	459-3400	SUSTAINABLE DEVELOPMENT GOALS (SDG) OFFICE	1,200,000,000.00	-	1,200,000,000.00	-
40	459-4000	FISCAL RESPONSIBILITY COMMISSION	2,000,000.00	-	2,000,000.00	-
41	454-0800	EKITI STATE WATER COOPERATION	500,000,000.00	-	500,000,000.00	-
42	454-0900	RURAL WATER SUPPLY AND SANITATION AGENCY	25,000,000.00	-	25,000,000.00	-
43	458-0600	URBAN RENEWAL AGENCY (CAPITAL URBAN DEVELOPMENT AUTHORITY	10,000,000.00	-	10,000,000.00	-
44	459-4300	UTILITY SERVICE DEPARTMENT	28,000,000.00	-	28,000,000.00	-

45	459-0200	THE JUDICIARY	60,000,000.00	-	60,000,000.00	-
46	459-3000	JUDICIAL SERVICE COMMISSION	109,500,000.00	-	109,500,000.00	-
47	459-0100	MINISTRY OF JUSTICE	37,449,393.46	-	37,449,393.46	-
48	459-5700	OFFICE OF PUBLIC DEFENDER	11,000,000.00	-	11,000,000.00	-
49	455-0400	STATE UNIVERSAL BASIC EDUCATION BOARD	1,380,000,000.00	-	1,380,000,000.00	-
50	455-0800	EKITI STATE LIBRARY BOARD	9,000,000.00	-	9,000,000.00	-
51	455-12000	COLLEGE OF EDUCATION IKERE-EKITI	30,000,000.00	-	30,000,000.00	-
52	455-1000	EKITI STATE UNIVERSITY	130,000,000.00	-	130,000,000.00	-
53	455-0700	STATE TEACHING SERVICE COMMISSION	7,500,000.00	-	7,500,000.00	-
54	455-0600	AGENCY FOR ADULT AND NON FORMAL EDUCATION	12,500,000.00	-	12,500,000.00	-
55	455-0300	STATE SCHOLARSHIP BOARD	2,000,000.00	-	2,000,000.00	-
56	455-0900	EDUCATION TRUST (ENDOWMENT) FUND	2,000,000.00	-	2,000,000.00	-
57	456-0300	EKITI STATE UNIVERSITY TEACHING HOSPITAL	75,000,000.00	-	75,000,000.00	-
58	456-0600	HOSPITAL MANAGEMENT BOARD	71,000,000.00	-	71,000,000.00	-
59	456-0200	COLLEGE OF HEALTH TECHNOLOGY	25,000,000.00	-	25,000,000.00	-
60	456-0500	CENTRAL MEDICAL STORE	18,000,000.00	-	18,000,000.00	-
61	458-0700	MINISTRY OF ENVIRONMENT	45,000,000.00	-	45,000,000.00	-
62	458-1000	EKITI STATE WASTE MANAGEMENT BOARD	105,000,000.00	-	105,000,000.00	-
63	457-0500	EKITI STATE SPORT COUNCIL	5,500,000.00	-	5,500,000.00	-
64	459-1300	MINISTRY FOR LOCAL GOVERNMENT, COMMUNITY DEVELOPMENT AND CHIEFTAINCY	69,382,818.35	-	69,382,818.35	-
65	459-1400	CHIEFTAINCY AFFAIRS	10,000,000.00	-	10,000,000.00	-

The tables above showed that most MDAS could not access their budgetary provisions during the period under review. While the sum of N5,286,013,180.81 was proposed as expenditure for these MDAS, no fund was released to them throughout the year. MDAS with budgetary provisions of N7,786.062,397.83 could only access N1,233,479,907.28 (or approximately 15.84%) leaving a difference of N6,552,582,490.55.

The only panacea to the above scenarios is that the State should move from opportunistic revenue projection to a realistic revenue projection as wide gap between projected and actual revenue made budget implementation difficult.

In the current fiscal year, less attention was paid to the Agricultural Sector as the capital budget performance fell from 21.31% in the year 2016 to 4.61% in year 2017. The effect of inadequate investment in this sector was observed in the decline in revenue performance of the sector in the recent years. It was 120.14% in 2015, 89.09% in 2016 and 69.13% in 2017.

3.6 EXCESS EXPENDITURE TO MDAS

(a) PERSONNEL COSTS

HEAD	MINISTRY/DEPARTMENT	APPROVED ESTIMATES 2017 ₦	ACTUAL EXPENDITURE 2017 ₦	VARIANCE 2017 ₦
459-5102	POLITICAL APPOINTEES	700,851,558.48	762,495,495.46	(61,643,936.98)
459-1600	GOVERNMENT HOUSE PROTOCOL	135,749,682.82	140,169,067.75	(4,419,384.93)
459-2100	HOUSE OF ASSEMBLY	400,583,719.60	417,421,098.53	(16,837,378.93)
457-0100	MINISTRY OF INFORMATION YOUTH AND SPORTS DEVELOPMENT	99,547,677.17	104,582,562.99	(5,034,885.82)
457-0200	BROADCASTING SERVICE OF EKITI STATE	160,304,010.54	179,895,830.05	(19,591,819.51)
459-2300	OFFICE OF ESTABLISHMENT AND TRAINING	75,504,744.48	77,467,897.59	(1,963,153.11)
459-2700	EKITI STATE LOCAL GOVERNMENT SERVICE COMMISSION	1,000,000.00	1,123,587.78	(123,587.78)
451-0100	MINISTRY OF AGRICULTURE AND RURAL DEVELOPMENT	400,083,889.29	408,573,420.08	(8,489,530.79)
451-0500	AGRICULTURE DEVELOPMENT PROJECT	160,423,039.60	160,671,167.65	(248,128.05)
454-1000	MINISTRY OF WORKS AND TRANSPORT	240,386,648.56	265,281,311.87	(24,894,663.31)
454-0800	EKITI STATE WATER CORPORATION	290,000,000.00	290,776,261.81	(776,261.81)
458-0100	MINISTRY OF LAND, HOUSING AND URBAN DEVELOPMENT	95,470,628.98	97,440,302.85	(1,969,673.87)
459-0100	MINISTRY OF JUSTICE	160,564,825.86	166,386,763.50	(5,821,937.64)
455-0100	MINISTRY OF EDUCATION, SCIENCE AND TECHNOLOGY	480,922,873.63`	499,598,961.16	(18,676,087.53)
455-0400	STATE UNIVERSAL BASIC EDUCATION BOARD	340,000,000.00	361,215,749.06	(21,215,749.06)
455-0700	STATE TEACHING SERVICE COMMISSION	7,720,877,207.79	8,197,487,087.43	(476,609,879.64)
455-0300	STATE SCHOLARSHIP BOARD	11,645,133.12	12,806,362.18	(1,161,229.06)
456-0100	MINISTRY OF HEALTH	260,734,264.74	276,018,157.71	(15,283,892.97)
456-0600	HOSPITAL MANAGEMENT BOARD	2,307,734,321.15	2,350,609,482.69	(42,875,161.54)
458-0700	MINISTRY OF ENVIROMENT	139,909,471.90	149,544,424.42	(9,634,952.52)
	TOTAL	14,182,293,697.71	14,919,564,992.56	(737,271,294.85)

(b) OVERHEAD COSTS

HEAD	MINISTRY/DEPARTMENT/	APPROVED	ACTUAL	VARIANCE
------	----------------------	----------	--------	----------

	PARASTATALS	ESTIMATES 2017 ₦	EXPENDITURE 2017 ₦	2017 ₦
457-0200	BROADCASTING SERVICE OF EKITI STATE	3,000,000.00	94,852,873.16	(91,852,873.16)
458-0200	STATE HOUSING CORPORATION	5,000,000.00	80,909,685.90	(75,909,685.90)
455-0400	STATE UNIVERSAL BASIC EDUCATION BOARD	36,000,000.00	54,246,170.00	(18,246,170.00)
455-0900	EDUCATION TRUST (ENDOWMENT) FUND	2,551,267.63	4,100,700.00	(1,549,432.37)
456-0600	HOSPITALS MANAGEMENT BOARD	8,504,225.43	71,748,744.29	(63,244,518.86)
	TOTAL	55,055,493.06	305,858,173.31	(250,802,680.25)

(c) **SUBVENTIONS/GRANTS TO TERTIARY INSTITUTIONS /PARASTATALS**

HEAD	MINISTRY/ DEPARTMENT/ PARASTATALS	APPROVED ESTIMATES 2017 ₦	ACTUAL EXPENDITURE 2017 ₦	VARIANCE 2017 ₦
455-1000	Ekiti State University	5,891,125,264.12	7,358,855,423.00	1,467,730,158.88
	TOTAL	5,891,125,264.12	7,358,855,423.00	1,467,730,158.88

SOURCES: Financial Reports of the Accountant-General, Ekiti State for the year ended 31st December, 2017.

3.7 **EXCESS PERSONNEL COST:**

It was observed that the actual personnel costs of some MDAS for the 2017, fiscal year when compared with personnel cost budget revealed extra budgetary expenditure of N737,271,294.88.

These instances of extra budgetary expenditure revealed lapses in budgetary provisions for personnel costs and lack of monitoring of budget implementation. It equally showed inefficiencies of the Finance and Accounts Officers of the MDAS to monitor monthly payment of staff emoluments against what is provided for in the budget to ensure compliance with the approved budget.

Necessary approvals for the above expenditure had not been made available to this office contrary of the provisions of section 120(2) of the Constitution of Federal Republic of Nigeria 1999 (as amended).

3.8 **EXCESS OVERHEAD COST:**

The excess overhead cost of N250,802,680.25 in the current year was discovered to be the retained IGR of some parastatals recorded in the accounts by the Office of Accountant-General but which were not captured in the overhead estimates of these parastatals by the Ministry of Budget, Economic Planning and Service Delivery.

The issue of Revenue collected, retained and expended without appropriation was raised by Audit in the 2016 Auditor-General's Report. However, the recommendation made on the issue by Audit was ignored by the Budget Ministry which led to the excess expenditure recorded in the year under the overhead cost head of expenditure of these parastatals.

3.9 **RECOMMENDATION:**

The Accounting Officers of the concerned parastatals should write to inform the Budget Ministry of such revenue retained and expended by them so as to capture it in their budget estimates.

The attention of the Accounting Officers are hereby drawn to the fact that spending unappropriated money is a breach of the provisions of the Constitution of Federal Republic of Nigeria 1999(as amended)

3.10 **EXCESS GRANTS TO PARASTATALS AND TERTIARY INSTITUTIONS**

It was observed that excess grants to Ekiti State University in the year amounted to N1,467,730,158.88. This was a little lower than N1,643,769,620.67 recorded in the previous year.

The recommendation in the last year Auditor-General's Report that no release of fund should be made to any Tertiary Institution when there are no budgetary provisions to support such payment was not heeded.

3.11 CONTROL OF EXPENDITURE:

Expenditure control was observed to be weak during the year under review. There were cases of excess expenditure amounting to N2,455,804,133.98 (representing 3.43% of total Recurrent Expenditure) observed in various heads of expenditure of the MDAS and Parastatals. This is a clear indication that Agencies of Government saddled with responsibility for vote watch and vote charge balances as a pre-requisite for generating release warrants were inefficient.

4.0 REVIEW OF FINANCIAL STATEMENTS:

4.1 STATEMENT OF FINANCIAL PERFORMANCE:

The Statement of Financial Performance published for the period ended 31st December, 2017 shows a net deficit balance of N2,526,401,431.49. The summary of the statement is shown below:

	N
Total Revenue generated for the year	56,791,187,976.54
Total Operating Expenses	(48,948,306,901.13)
Surplus from operating activities	7,842,881,075.41
Total Non Operating Expenses:	(10,369,282,506.90)
	(2,526,401,431.49)

SOURCES: Financial Reports of the Accountant-General, Ekiti State for the year ended 31st December, 2017.

It can be deduced from the above that sufficient revenue was not generated to finance the operations of the Government in the current fiscal year.

In the light of this development, Government is urged to strive harder to improve greatly on its revenue generation in succeeding year.

Audit observed that capital expenditure amounting to N3,280,302,211.51 (included in Non – Operating Expenses) was expensed from the Statement of Financial Performance in the year because it was expended on items which fall outside the categories of assets recognised by IPSAS.

With the adoption of IPSAS accrual basis in the State, the Budget Officers should ensure that classification of expenditure into Recurrent and Capital is in consonance with the National Chart of Accounts.

4.2 STATEMENT OF FINANCIAL POSITION:

4.2.1 ASSETS:

4.2.2 CURRENT ASSETS:

4.2.3 LIQUID ASSETS: (CASH AND CASH EQUIVALENT)

These are balances on cash; bank and call account (Fixed Deposit). The number of current bank accounts maintained by the State rose from 74 in year 2016 to 76 in the current year with a total balance of N11,384,068,689.98 as at 31st December, 2017.

This was a decrease of N2,193,958,071.96 when compared with N13,578,026,761.94 recorded in the previous year. No call account (Fixed Deposit) balance was observed at the end of the current fiscal year. Audit would reiterate the recommendation made in the previous Auditor-General's Report that potential income derivable from investing part of the cash balances are lost by just keeping the cash balances.

4.2.4 RECEIVABLES

The total receivables as at 31st December, 2017 was N4,027,411,377.47 as detailed below:

Wema Shares	N 48,825,053.49
-------------	--------------------

Advances (Car and Housing Loans)	3,192,016,513.65
Local Government (Bail out)	786,569,810.33
	4,027,411,377.47

SOURCES: *Financial Reports of the Accountant-General, Ekiti State for the year ended 31st December, 2017.*

This was a decrease of N671,010,001.37 when compared with N4,698,421,378.84 in the corresponding period of 2016. The decrease of N671,010,001.37 was treated as deficit in the Statement of Changes in Net Assets/Equity.

It was observed that Teaching Service Commission Loans Department did not include the loan balances of the retirees in the ledger balances for the year. The loan officers in the Commission should ensure that the balances are included in their 2018 report.

The Wema Share Loan had the same outstanding balance of N48,825,053.49 at the end of years 2016 and 2017. This implies that no recovery was made in the year under review from the debtors and no reason was adduced for this. A letter Ref no EK/GMD/MFN/4/VOLII/40/66 written to the Ministry of Finance on this issue had not been responded to.

4.2.5 **NON – CURRENT ASSETS:**

4.2.6 **BOND SINKING FUND:**

The Bond Sinking Fund account balance as at 31st December, 2018 was N2,561,428,000.00 as shown below:

DETAILS INFLOWS:	FIRST TRANCHE N	SECOND TRANCHE N	TOTAL N
Receipt from State Government	29,789,759,000.00	4,917,984,000.00	34,707,743,000.00
Investment Income	959,630,000.00	90,719,000.00	1,050,349,000.00
TOTAL INFLOW:	30,749,389,000.00	5,008,703,000.00	35,758,092,000.00
OUTFLOW:			
Principal Repayment	14,181,681,000.00	-	14,181,681,000.00
Payment to Bond Holders	13,673,973,000.00	4,642,609,000.00	18,316,582,000.00
Fees and Charges	624,933,000.00	73,468,000.00	698,401,000.00

TOTAL OUTFLOW	28,480,587,000.00	4,716,077,000.00	33,196,664,000.00
BALANCE	2,268,802,000.00	292,626,000.00	2,561,428,000.00

SOURCES: Financial Reports of the Accountant-General, Ekiti State for the year ended 31st December, 2017.

From the above table, the total inflow to the fund as at 31st December, 2017 which represented deductions made through ISPO from the State allocations for the repayment of the bonds was N34,707,743,000.00 (N29,789,759,000.00 for N20 Billion bond taken in 2011 and N4,917,984,000.00 for N5 Billion bond taken in 2013)

When this amount was deducted from N41,971,003,872.84 (N25 Billion bond plus interest of N16,971,003,972.84 on the two bonds) the outstanding balance as at 31st December, 2017 was N7,263,254,164.69.

The official receipt of 5% VAT charges on the Trustee Annual Fee paid by the Joint Trustees on behalf of the State Government had not been forwarded to the Ministry of Finance as demanded in the last Auditor-General's Report.

4.2.7 **FIXED ASSETS (PROPERTY, PLANT AND EQUIPMENT)**

The cost of Fixed Assets (PPE) procured and recognised in the 2017 Financial Statements was N3,370,560,581.09. The Net Book value as at 31st December, 2017 was N3,061,103,388.43 after total depreciation of N309,457,192.65 was charged on the assets.

The costs of Fixed Assets (PPE) classified as work-in-progress in the year was N6,702,443,938.85. These were costs of various ongoing projects in the State. No depreciation was provided on these assets.

As Ekiti State initiated IPSAS accrual basis effective 1st January, 2017 it elected to adopt transitional exemptions in IPSAS 33. With this, the State has 3 years to document, value and recognised all its assets in the financial statements. No implementation plan or road map to achieve this requirement of IPSAS was presented to Audit.

4.2.8 **LIABILITIES:**

4.2.9 CURRENT LIABILITIES:

The total current liabilities of the State Government as at 31st December, 2017 was N23,645,370,959.75. This was an increase of N2,884,819,920.65 (or 13.90%) when compared with N20,760,551,039.10 in the correspondence period of 2016. The details of the current liabilities are shown below:

	N	N
Unremitted deductions (Salaries)		1,265,750,692.70
Payables:		
Salaries and wages:	5,818,925,332.85	
Pension	1,519,119,649.40	
10% contribution to CPS	64,505,487.36	
Gratuities	<u>10,434,373,386.08</u>	17,836,932,855.69
Accrued Expenses:		
Overhead	94,850,519.38	
Transfer to other charges	113,597,650.00	
Grants/Subventions	<u>4,334,248,241.98</u>	<u>4,542,696,411.36</u>
TOTAL		<u>23,645,370,959.75</u>

SOURCES: Financial Reports of the Accountant-General, Ekiti State for the year ended 31st December, 2017.

It was observed by Audit that not all current liabilities of the State Government were captured and recognised in the current year financial statements. The figure above was exclusive but not limited to the following debts:

	N	N
Outstanding liabilities on furniture allowance as at 31 st December, 2017		
Executive members	52,397,878.00	
Permanent Secretaries & Auditors-General	79,321,073.28	
Honourable members	<u>76,526,096.00</u>	<u>208,245,047.28</u>
Outstanding debts of law firms as at 31/12/17		235,000,000.00

Outstanding Statutory deductions	1,218,861,341.27
	1,662,106,388.55

The outstanding statutory deductions figure was reported in 2015 and 2016 Auditor-General's reports as statutory deductions from contracts and other procurements made in the year 2014. However, the amount was currently being verified by the Federal Inland Revenue Service to determine the final figure.

Audit equally observed that ledgers were not maintained by the Office of Accountant-General for these liabilities. The figure for salaries and wages was obtained by adding the unpaid salaries of the affected months together while overhead figure was derived by adding the unpaid December running grants of MDAS through the DVEA maintained for the MDAS.

4.2.10 **RECOMMENDATIONS:**

- (1) Ledgers should be maintained for all the liabilities: salaries, pensions and other expenses due but not paid at the end of the month should be recognised and posted to the relevant ledgers immediately.
- (2) The practice where MDAS were asked to submit soft copies of their salaries when they were to be paid should be discouraged. A date should be fixed for the submission of salary vouchers (soft copies) which will give allowance for processing before the end of the month. The unpaid processed salaries and allowances at the end of the month should be recognised immediately and posted to Salary Payable account in the General Ledgers.
- (3) Contractual obligations should always be disclosed as a note to the accounts while jobs done and certified by the appropriate authorities but not yet paid for should be recognised and posted to the relevant ledgers.
- (4) The retentions fees on contracts should be recognised as liabilities and disclosed in the financial statements.

4.2.11 **NON-CURRENT LIABILITIES:**

The total Non-Current Liabilities (Long Term Borrowings) of the State Government as at 31st December, 2017 was N87,706,136,329.86 against N80,494,965,563.00 recorded in year 2016 which was an increase of N7,211,170,766.86 (or approximately 9%). The detail is as follows:

N	
Foreign Loan	20,748,175,056.79

Domestic Loan 66,957,961,273.07

87,706,136,329.86

4.2.12 **DOMESTIC LOAN:**

In the period under review, the total Internal Loan obtained by the State was N8,495,000,000.00 as shown below:

S/N	NAME OF LOAN	AMOUNT
		N
1	Budget Support Fund	8,255,000,000.00
2	JAAC Refund	240,000,000.00
TOTAL		8,495,000,000.00

During the same period the sum of N11,563,566,053.10 was payment made on Internal Loans as follows:

S/N	NAME OF LOAN	PRINCIPAL REPAYMENT N	INTEREST PAYMENT N	TOTAL PAYMENT N
1	FGN Bonds	233,041,265.67	2,744,802,555.69	2,973,843,821.36
2	Bailout	199,797,708.59	836,954,330.17	1,036,752,038.76
3	Bond Proceeds	3,572,924,695.31	2,422,932,996.81	5,995,857,692.12
4	Access Excess Crude Account	205,243,867.18	874,427,279.90	1,079,671,147.08
5	UBEC 2012/2015	200,000,000.00	-	200,000,000.00
6	NUWSRP-3	164,450,000.00	-	164,450,000.00
7	Fertilizer Subsidy	108,991,353.78	-	108,991,353.78
TOTAL		4,684,448,890.53	6,879,117,162.57	11,563,566,053.10

SOURCES: Financial Reports of the Accountant-General, Ekiti State for the year ended 31st December, 2017.

The State was yet to commence repayment on Budget Support Facilities which had a cumulative total of N16,869,000,000.00 as at 31st December, 2017.

4.2.13 **FOREIGN LOAN**

The foreign loan draw down of the State Government during the year under review amounted to N4,008,926,117.57 with the largest draw down of

N3,179,624,318.30 (or approximately 79.31% of the total draw down) from SEPIP.

In the same period the sum of N757,619,593.70 was repayment made on Foreign Loan out of which N608,306,460.88 was principal repayment and the balance of N149,313,132.82 was Interest on loan. The outstanding balance of Foreign Loan as at 31st December, 2017 was N20,748,175,056.79.

However, the following Foreign Loans were yet to be recognised in the financial statements for the current year.

S/N	NAME	DETAILS	AMOUNT N
1	Public Sector Governance Reform Development Project	Cumulative Drawdown as at 31/12/17	384,000,000.00
2	Youth Employment Social Support Orientation	Cumulative Drawdown as at 31/12/17	361,404,952.99
3	National Programme for Food Security	\$9,845,45@N306	3,012,708,006.00
	TOTAL		3,758,112,958.99

The above stated foreign loans should be recognised in the 2018 Financial Statements.

The total loan repayment (Internal & External) made in the current year was N12,171,872,513.98 out of which the sum of N7,028,430,295.00 (or approximately 57.74%) was paid as Interest on loan.

This implies that the cost of servicing the State debts was too high. A case in reference was FGN Bond with a principal repayment of N233,041,265.67 and Interest payment of N2,744,802,555.69 in the year.

5.0 SUBMISSION OF APPROPRIATION ACCOUNTS BY MINISTRIES, DEPARTMENTS AND AGENCIES

The number of MDAS that rendered their accounts reduced from Fifty (50) in previous year to Forty Eight (48) in the current year. The number of MDAS that submitted before the due date of 31st March, 2018 increased from 34 in 2016 to 38 in the year under review.

The attention of the Accounting Officers of MDAS are hereby drawn to the provisions of sections 35 (4) of Audit Law (No 11) of 2014 for strict compliance. They should also note that Non-submission and late submission of the Appropriation Accounts is an infraction of the Financial Regulations.

The Table below shows the analysis of the rendition of appropriation accounts for the year under review .

5.1 SUBMISSION OF YEAR 2017 ANNUAL APPROPRIATION ACCOUNT.

S/NO	MDA'S	DATE
1	Office of Establishments & Training(STAFF HOUSING LOANS BOARD)	11-01-18
2	Ekiti State Housing Corporation	15-01-18
3	Bureau of Chieftaincy Affairs	16-01-18
4	Bureau of Public Procurement	18-01-18
5	Central Internal Audit	18-01-18
6	Job Creation and Employment Agency	18-01-18
7	Ekiti Enterprise and Economic Development Agency	18-01-18
8	Ministry of Justice	24-01-18
9	Christian Pilgrims' Welfare Board	24-01-18
10	Schools Agriculture and Enterprise Agency	25-01-18
11	Ekiti State Education Trust Fund	25-01-18
12	General Administration Dept.	26-01-18
13	Ministry of Agriculture & Rural Development	26-01-18
14	Bureau of Productivity And Empowerment	26-01-18
15	Ministry of Budget & Economic Planning	26-01-18
16	Government House and Protocol Department	29-01-18
17	Ekiti State Multipurpose Credit Agency	29-01-18
18	Ministry of Local Government, Community Development & Chieftaincy Affairs	30-01-18

19	Office of the State Auditor –General	30-01-18
20	Office of the Accountant General	31-01-18
21	Cabinet and Special Services Department	1-02-18
22	Ministry of Women Affairs, Social Development & Gender Empowerment	1-02-18
23	Ekiti State Agric Development Programme	1-02-18
24	Ekiti State House of Assembly	2-02-18
25	Primary Health Care Development Agency	2-02-18
26	Ekiti State Environmental Protection Agency	2-02-18
27	Bureau of Transformation , Service Delivery And Strategy	6-02-18
28	Ekiti State Waste Management Authority	7-02-18
29	Office of Establishments & Training	7-02-18
30	Ministry of Lands, Housing and Urban Development	8-02-18
31	Office of the State Auditor –General For Local Government	8-02-18
32	Ekiti State House of Assembly Service Commission	14-02-18
33	Ministry of Health	20-02-18
34	Office of the Public Defender	20-02-18
35	Sustainable Development Goals Office	20-02-18
36	Urban Renewal Agency	21-02-18
37	Office of the Deputy Governor	22-02-18
38	Ministry of Information, Youth and Sports Development	28-02-18
39	State Bureau of Statistics	12-04-18
40	Ministry of Finance and Economic Development	16-04-18
41	Office of the Surveyor-General Of the State	18-04-18
42	Ministry of Education, Science and Technology	03-05-18
43	Ekiti State Library Board	10-05-18
44	Ekiti State Water Corporation	11-05-18
45	Ekiti State Internal Revenue Service	14-05-18
46	Civil Service Commission	16-05-18
47	Hospital's Management Board	16-05-18
48	Bureau of Tourism, Arts and Culture	29-06-18

5.2 **OBSERVATIONS ON APPROPRIATION ACCOUNTS SUBMITTED BY MDAS**

- (1) The appropriation Accounts submitted to this office by MDAS were prepared on cash basis of accounting while the DVEA books in the Accountant-General's Office were prepared on accrual basis. Therefore, there were variances between the appropriation figures submitted to this Office by MDAS and figures in the DVEA books kept by the Accountant-General's Office.
- (2) The appropriation accounts submitted by the MDAS were prepared with old Revenue and Expenditure codes which were different from the codes in IPSAS Compliant budget.

The inference that could be drawn from the above was that the DFAS of MDAS were not adequately informed of their roles and responsibilities under IPSAS accrual accounting. Hence, they were not actively involved in the process of conversion from IPSAS cash to IPSAS accrual basis of accounting. This also implies lack of proper co-ordination of the activities of the Accounts Officers in the State.

5.3 **RECOMMENDATION:**

The DFAS of MDAS should not only be informed of their roles and responsibilities under IPSAS accrual accounting but they should be well trained to discharge these roles and responsibilities effectively.

6.0 **STATE OF THE ACCOUNTS:**

6.1 **ADOPTION OF IPSAS ACCRUAL BASIS OF ACCOUNTING:**

Ekiti State Government initiated accrual basis IPSAS on 1st January, 2017 and elected to adopt transitional exemptions in IPSAS 33 that allows it to apply deemed cost and a transitional period of up to three years. The 2017 financial statements were the first transitional accrual IPSAS financial statements of the State. The implication of the above is that the State has committed itself to full adoption of IPSAS accrual basis by 31st December, 2019.

This was a commendable step. However, it would appear that adequate preparations were not made for the adoption as Audit observed the following among others:

- (1) **USE OF SIMPLE CASH BOOKS:** These were used by the Accountant-General's Office to record financial transactions of Government in the year under review instead of analytical cash books where revenue and expenditure are classified and posted under the correct codes in line with the National Charts of Accounts.
- (2) **NON-USE OF LEDGERS:** General Ledgers were not maintained both for revenue and expenditure items. Therefore, tracing of totals of each revenue and expenditure items to financial statements were difficult.
- (3) **NON-RECOGNITION OF LIABILITIES AS AT WHEN DUE:** Expenses are supposed to be reported on an accrual basis i.e recognised in the period they are incurred or when related services are enjoyed and not at the point of preparation of Financial Statements as observed.
- (4) **NON-PARTICIPATORY ROLES OF MDAS:** This was observed as the MDAS still prepared their accounts (especially appropriation accounts) on cash basis whereas IPSAS accrual basis had been adopted. Financial records available in MDAS were still kept using old revenue and expenditure codes and classification.

6.1.1 **RECOMMENDATIONS:**

- (i) One of the pre-conditions for a successful move to IPSAS accrual accounting is a double-entry based general ledger system. This is the only Accounting system that can drive the National Chart of Accounts. The Office of Accountant-General is invited to take note of this. Effect from 1st January, 2018 Analytical Cash Books and General Ledgers must be put to use by the office.
- (ii) The Director of Finance and Accounts of MDAS and Parastatals should be properly briefed and well trained to drive the implementation of IPSAS accrual basis of accounting in their respective MDAS.

6.2 **BUDGET PREPARATION UNDER IPSAS ACCRUAL BASIS:**

It would appear that the best the Ministry of Budget could do now is conversion of the budget prepared with old template (which contained old classification and codes of revenue and expenditure) to IPSAS Compliant budget.

The reason being that the software designed for the preparation of IPSAS Compliant budget was installed in a server domiciled in Accountant-General's Office which made accessibility difficult. The alternative to this was the SIFMIS which had not been functioning after the purported completion of the project.

6.2.1 RECOMMENDATIONS:

- (i). Government should ensure full completion and activation of SIFMIS as it is the only way to involve all participants of the Financial Statements.
- (ii)a. The case of SIFMIS project claimed to have been completed but which was not functioning should be urgently revisited. The contractor should be recalled to do the needful to make the system functional.
- b. The officers in charge of the project should be made to explain why the contractor was hurriedly paid off even when the system had not been tested and certified ok.

6.3 MISCLASSIFICATION OF EXPENDITURE:

The fallout of using the old budget template was misclassification of expenditure. With the adoption of IPSAS accrual basis, capital expenditure has ceased to exist.

However, in the year under review, capital expenditure amounting to N3,280,302,211.51 which could not meet IPSAS requirement for PPE was expensed in the year.

6.3.1 RECOMMENDATION:

The Ministry of Budget, Economic Planning and Service Delivery should employ the new budget template based on National Chart of Accounts for the preparation of 2018 and subsequent years' budgets.

6.4 **RECOGNITION OF ASSETS:**

With the adoption of IPSAS accrual basis of accounting effective 1st January, 2017 and having taken advantage of 3 years transitional relief in line with IPSAS 33 the State has up to 31st December, 2019 to recognise all her existing assets in the books of accounts.

6.4.1 **RECOMMENDATION:**

The State should take urgent steps to identify, document and value all her existing assets so that the value could be brought into the accounts on or before 31st December, 2019.

6.5 **TRANSFERS FROM LOCAL GOVERNMENT:**

The sum of N300,000,000.00 was recorded under this Revenue Head in 2017 accounts being contributions made by the Local Governments for Social Security Scheme in the State through JAAC. There were no provisions made for this in 2017 Budget Estimates.

Audit equally observed that other revenue inflows from the JAAC to some MDAS were excluded in the Revenue Head in 2017 accounts. The Revenue inflows were part of 1.66% Statutory Allocation to Agencies and Parastatals allocated through JAAC to Ministry of Local Governments, Office of Accountant-General and Office of Auditor-General for Local Governments which amounted to N67,578,993.26, N14,676,246.03 and N17,676,246.03 respectively in the year under review.

Both the revenue and expenditure were neither included in the 2017 Budget Estimates nor shown in the Appropriation Accounts of these MDAS. The failure to properly account for such revenue and expenditure constituted a gross understatement of facts in the Financial Statements .

6.5.1 **RECOMMENDATIONS:**

- (i) The Accounting Officers of the affected MDAS should inform the Budget Ministry of these revenues in their MDAS.
- (ii) The attention of the Budget Officers is hereby drawn to these revenues to accommodate them in the budget estimates during budget preparation or budget review exercise.

6.6 REVENUE COLLECTED, RETAINED AND EXPENDED WITHOUT APPROPRIATION

It was observed that some MDAS were allowed to retain part of the revenue collected to meet their expenses. Examples of such MDAS are: (i) HMB 70% of IGR Generated by Secondary Health Facilities in the State, (ii) Ministry of Education – Examination fees, (iii) Ministry of Agriculture – Tractor Hiring fee. However, the guideline for the accounting for such revenue was not issued by the Ministry of Finance as a result, a chunk of the State IGR and services rendered were not captured in the Consolidated Revenue Fund. The failure to properly account for such revenue and services constituted a gross understatement of facts in the Financial Statements.

6.6.1 RECOMMENDATIONS:

- (i) Proper guideline for the accounting of such retained revenue should be issued by the Ministry of Finance.
- (ii) Ministry of Budget, Economic Planning and Service Delivery should ensure that both retained revenue and expenditure are captured by the Budget Estimates.

6.7 10% STATUTORY ALLOCATION TO LOCAL GOVERNMENT COUNCILS FROM INTERNALLY GENERATED REVENUE.

The Local Government Councils in the State are entitled to 10% of all Internally Generated Revenue of the State. In the current year, the Financial Reports of the Accountant-General revealed that the sum of N6,184,582,416.75 was the amount generated as IGR. The ten percent (10%) Statutory Allocation to Local Government Councils from this amount is N618,458,241.68. There was no evidence that this amount had been released to the Local Government Councils in the State. Audit Query No: AQ/SJLGA/02/2017 was issued on this subject.

6.7.1 **RECOMMENDATION:**

Compliance with extant provisions of the law will further enhance growth and development of the Local Government Council areas.

6.8 **UNAPPROPRIATED EXPENDITURE:**

There were no provisions made in the budget estimate for the expenditure made from the following receipts:

(i) EDUCATION TRUST (ENDOWMENT) FUND:

It was observed that the sum of N326,962,019.33 was collected as ETF in the year out of which the sum of N168,051,168.20 was actually disbursed through Ministry of Education, Science and Technology, SUBEB and Agency for Adult and Non-Formal Education. The various expenditures were not reflected in the appropriation accounts of these MDAS as they were not included in their budget estimates.

(ii) SHARE OF 1% LEGAL FEE COLLECTED:

25% of Legal fee collected which amounted to N36,616,957.14 in the year was released to Ministry of Justice to meet some expenses of the Ministry. The expenditure incurred with the money was not reflected in the appropriation account of the Ministry.

(iii) WORLD BANK PROJECTS:

The draw downs on these projects for each year are posted to Capital Costs Head of Expenditure without any provisions made in the budget estimate for such expenditure. There is also a need for proper guideline on allocation of these costs to Head of Expenditure. Audit is of the opinion that salaries and allowances paid to the staff of some of the projects, cost of training and travelling expenses should not be treated as capital cost.

6.8.1 **RECOMMENDATIONS:**

- (i) The attention of the Budget Officers is hereby drawn to expenditure of this nature to accommodate them into the budget estimates during budget preparation or budget review exercise.
- (ii) The Accountants who fail to draw the attention of the concerned Officers to expenditures of this nature should be sanctioned.

6.9 **REVENUE GENERATED BUT NOT CAPTURED BY IGR PLATFORM.**

Despite my repeated comments in the past Auditor-General's Reports on this issue, the recommendation that all data on State IGR should be submitted to SIRS for record purposes by the Treasury or any other special Agency that collected any revenue in the State on monthly or quarterly basis had not been implemented. Non inclusion of these revenues in the IGR platform of SIRS may fuel the speculation that these revenues were collected and misappropriated.

6.9.1 **RECOMMENDATION:**

Submission of all data on State IGR to SIRS is germane to declaration of accurate and correct IGR figure for the State.

6.10 **OUTSTANDING LOSSES:**

Outstanding losses which amounted to N89,974,799.20 and reported as **Appendix 'A'** were yet to be attended to by some of the affected MDAS despite repeated comments on the issue in past reports. The Accounting Officers of the affected MDAS had made no effort to recover the losses. The Public Accounts Committee is urged to take necessary action as recommended in **Appendix 'A'**

6.11 **DISPOSAL OF UNSERVICEABLE ITEMS IN THE STATE:**

Following the approval of His Excellency, the Governor of Ekiti State, Dr Peter Ayodele Fayose, some unserviceable items were disposed off in some MDAS in the year under reference. It was observed that a total sum of

N11,015,000.00 was realised from the sale of these unserviceable items out of which the sum of N10,243,950.00 was paid to Skye Bank Account No 1790177751 after the statutory 7% deduction which amounted to N771,050.00 was removed.

However, my comments in 2016 Auditor-General's Report on actual number of vehicles and other items disposed off at the Ekiti State House of Assembly and the sales proceed which could not be ascertained by the Audit remain unchanged. The complete report of Board of Survey from the Ekiti State House of Assembly had not been submitted to my office as at 31st December, 2017.

It was observed that the sales of unserviceable items was not reflected in the 2017 final accounts of the State in spite of recommendation made in 2016 Auditor-General's Report that the State Internal Revenue Service should ensure that IGR platform capture this Revenue Head.

6.11.1 **RECOMMENDATIONS:**

- (i) The Government is advised to purchase new items to replace the old ones disposed for office use.
- (ii) The Director of Administration and Supply (DAS) of Ekiti State House of Assembly should forward a complete report of all items sold by the Board of Survey to the Ekiti State Auditor-General without further delay.
- (iii) The Office of Accountant-General should ensure that IGR platform capture this Revenue Head.

6.12 **STATE INVESTMENTS:**

The management of Government stock had been transferred to Fountain Holding Limited since year 2011. The State had appointed Stock Managers to manage the Stocks on behalf of the State Government. Details of their activities are with the State Finances Department of the Ministry of Finance.

The audited Financial Statements of the Holdings had not been submitted to my office since inception.

6.12.1 **RECOMMENDATIONS:**

- (i) There is an urgent need to conduct a forensic investigation on the organization since inception.
- (ii) The Public Accounts Committee of Ekiti State House of Assembly should take a critical look at the case of Fountain Holdings for appropriate action.
- (iii) The enterprise should be repositioned to become a viable organization that will professionally manage Government securities to generate earnings and harness the economic potentials of the State for revenue enhancement and employment generation.

6.13

BAILOUT FUND:

The State received a sum of ₦9,604,430,000.00 as bailout loan at 9% interest rate in the year 2015 from the Federal Government out of which the sum of ₦991,036,972.45 was paid to Local Government leaving a balance of ₦8,613,393,027.55 as State component of the loan.

The sum of ₦8,599,590,174.73 had already been expended on outstanding salaries, leave bonus and subventions leaving a balance of ₦13,802,852.82 as at 31st December, 2016.

In the year under review the sum of ₦13,614,267.28 was further expended on Sweepers' salaries and balance of October 2016 deductions leaving a balance of ₦188,585.54 as at 31st December, 2017.

6.14 **REVIEW OF THE FINANCIAL ADMINISTRATION:**

There is the need to review the current Financial Administration being used in the State to reflect the newly introduced Accounting standards and establishment of Central Internal Audit. It is observed that copies of the current Financial Administration are no longer available as those who wanted to buy could not get them at Civil Service Commission or at Office of Establishments and Training.

6.14.1 **RECOMMENDATION:**

The present copy of the Financial Administration could be made available on the website of Ekiti State Government for any user to download.

6.15. PAYE TAX DEDUCTIONS:

It was observed that the State owned Tertiary Institutions have not been deducting Tax from Staff salaries in accordance with Personal Income Tax Act 2011 (PITA). This has led to a situation where Civil Servants who are less paid pay more Tax than workers in the Tertiary Institutions who are better paid. The concomitant effect is a serious shortfall in the taxes collected leading to reduced Internally Generated Revenue. By my estimates, the State stands a chance of collecting over N22 Million from Ekiti State University and over N80 Million from all Tertiary Institutions in the State monthly if PITA is correctly applied.

6.15.1 RECOMMENDATIONS:

- (i) The Ministry of Finance should issue another letter to supersede the one purportedly issued by the last Administration and which is the basis of the wrong deduction.
- (ii) PAYE Taxes should be based on PITA (2011) as amended.

6.16 BUREAU OF PRODUCTIVITY AND EMPOWERMENT

The Bureau was jointly financed by both Local and State Governments. Funds were pulled together to the coffers of the Bureau and saddled with the responsibilities of utilizing the funds to bring succor to the needy and the less-privileged among the people of Ekiti State.

The operations of the bureau could be categorized into three(3) parts;

- (a) Payment of five thousand (N5,000.00) naira to the less privileged.
- (b) Distribution of rice and cash gift to the people openly in towns and villages.
- (c) Financial assistance to the needy.

OBSERVATIONS:

- (a) The payment of Five thousand (N5,000.00) naira to the less privileged was awarded to Forsterfield Investment Limited, No. 106, Adebayo Road, Ado-Ekiti in October, 2016. Records of transactions were requested for by this Office twice, for examination to authenticate the genuineness and reasonability of the payment purportedly made but no response was received from the company.
- (b) The style of distribution of rice and cash gift to people in towns and villages was equally defective. The Modus Operandi of distribution of the rice and cash gift did not lend itself to modern auditing as the distribution could not be tracked.
- (c) The Financial Assistance given to the needy was not acknowledged nor was it applied for.
- (d) Audit efforts since 2011 geared towards encouraging bringing the Modus Operandi of Empowerment Programmes in the State in consonance with regulations have not been appreciated or heeded.

6.16. 1 RECOMMENDATIONS:

1. Materials purchased for distribution should be purchased in accordance with BPP procedures.
2. Supplies should be taken on ledger charge by designated Storekeepers.
3. Materials to be distributed should be requested on appropriate forms by distribution Officers, approved and issued by Storekeepers before distribution.
4. People or Bodies in need of assistance should be made to apply on printed forms. Applications should be approved and recipients of Assistance should acknowledge receipt.

6.17 ABANDONED PROJECTS:

It is worrisome to note that some projects executed by the past administrations were left abandoned and have become den for hoodlums. Some of the projects are:

- (i) Oba Adejuyigbe Hospital, Agric Olope, Ado-Ekiti.
- (ii) Multi-purpose Civic Centre, Fajuyi, Ado-Ekiti.
- (iii) Office Complex at the State Secretariat, Ado-Ekiti.

- (iv) Spare parts Market along Federal Polytechnic Road, Ado-Ekiti.
- (v) Oduduwa Farmer's Academy, Isan.
- (vi) Transposer Boosting Stations across the State.

Apart from the economic benefits that the completion of these projects will bring to the State if completed, the avoidable cost of variation on the said projects will become a heavy burden in the nearest future, if the projects are left unattended to now.

6.17.1 **RECOMMENDATIONS:**

- (i) It is suggested that a given percentage of the State's Annual Budget should be dedicated to attending to these un-completed projects.
- (ii) The spare parts Market along Poly road should be allocated on "complete and use basis"

6.18 **OUTSTANDING ISSUES IN PREVIOUS AUDITOR-GENERAL'S REPORT**

Many issues raised and recommendations made in the past Auditor-General's Reports were left unattended to by the concerned MDAs It must be noted here that the essence of the Auditor-General's Report is to expose the weaknesses and flaws in the Financial Management System and to recommend ways to strengthening same to ensure transparency and accountability in the management of public finances which is the hallmark of good governance.

6.19 **POSITION OF ACCOUNTS IN EDUCATIONAL INSTITUTIONS /PUBLIC SECONDARY SCHOOLS.**

The accounts of One Hundred and Ninety Seven (197) Public Secondary, Technical and Special Schools for the year 2016/2017 had been checked with the necessary corrections made by this Office.

Out of One Hundred and Ninety Seven (197) public schools in the State, One Hundred and Eleven (111) schools had been audited. Work is in progress on the auditing of Sixty Three (63) schools, while Twenty One (23) schools were yet to be audited as at the time of writing this report.

However, most of the anomalies mentioned in paragraph (2) of the 2008 Auditor-General's Report still remain.

It is equally sad to note that no effort was made to recover the outstanding amount of ₦11,271,572.70 being loss of fund reported in paragraph a (b) of the 2009 Auditor-General's Report and included in this Report as **Appendix 'B'** while **Appendix 'C'** contains the current position of the accounts of all Public Secondary Schools in the State.

6.20 **TERTIARY INSTITUTIONS**

The state of the accounts of the Tertiary Institutions in the State is as listed below:

S/N	INSTITUTION	PERIOD
1	Ekiti State University, Ado-Ekiti	31 st December, 2016 (WIP)
2	College of Education, Ikere-Ekiti	31 st December, 2015
3	College of Health, Science & Technology, Ijero	31 st December, 2016

6.21 **GOVERNMENT CORPORATIONS AND GOVERNMENT AGENCIES:**

Despite my repeated comments in previous Auditor-General's Reports the accounts of the following Corporations /Agencies had not been audited.

1. State Universal Basic Education Board
2. Ekiti State Electricity Board
3. Ekiti State Water Corporation
4. Fountain Holding Ltd.
5. Ekiti State Housing Corporation
6. Ekiti State Sports Council

The position of Accounts of the various Parastatals is contained in **Appendix 'D'** to this report.

6.22 ISSUES REQUIRING GOVERNMENT ATTENTION IN THE OFFICE OF THE STATE AUDITOR-GENERAL.

6.22.1 AUDIT STAFF TRAINING AND DEVELOPMENT

Staff training and development is essential to enhance the productivity of any establishment as employees learn specific knowledge or skills to improve performance. To keep staff abreast of innovations in Accounting and Auditing, Government should train more staff especially in the area of ICT, Forensic Audit, IPSAS Accrual, Risk based Auditing, Taxation, Project Monitoring and overseas training organised by INTOSAI to update their knowledge. I wish to acknowledge here that the Office is now deriving benefits from the training provided for few members of staff. The trained staffs are adding value to the Office.

6.22.2 FINANCE:

The Office of the State Auditor-General was not adequately funded in the year under review and this had affected the capacity of the Office to discharge its duties efficiently.

There is no doubting the fact that Audit stands as the interface between the Government and the Public. Audit is the only constitutionally established body that gives credibility to the Finances of the Government before the Public. Therefore, such an Office should be adequately funded for efficiency and effectiveness.

My Office should be funded in equal monthly instalments once budget is approved by the House of Assembly as stated in the State Audit Law section 41(3) to guarantee some level of financial independence and as practiced by other States.

6.22.3 AUDIT LAW

Good governance has its bedrock in accountability and independent audit institutions.

Though, the Office of the Auditors – General in Nigeria are granted independence by the provisions of sections 85 and 125 of the 1999 Constitution as amended, much still has to be done in giving effect to the spirit of the Constitution.

The State Government took the right step towards the passage of Audit Bill into Law in 2014. Whatever expedient reviews that have to be carried out on the Law to allow for its full implementation should be speedily concluded. Without the full implementation of the Audit Law, the Auditor-General lacks the desired practical independence.

6.22.4 ACCOMODATION:

The present Headquarter Office can only accommodate the Directors and the Deputies. There is the need to provide accommodation for the remaining staff for convenience and efficiency.

6.22.5 STAFF DISPOSITION:

The staff strength of the Office remained grossly inadequate. It shall therefore be appreciated if existing vacant positions are filled by the State Government to enhance efficiency and effectiveness.

6.22.6 OFFICIAL CARS:

Presently, the Auditor-General is using a very old vehicle that cannot travel outside the State for official assignments. Also, the Directors have no official cars which could facilitate the effectiveness of the officers.

Therefore, official cars should be provided for the Auditor-General and the Directors for efficiency and effectiveness.



Daniel A. Kayode (FCNA, FCFIP, ACTI)

FRC/2014/ANAN/0000010277

Auditor-General,

Ekiti-State.

APPENDIX 'A'

DETAILS OF LOSS OF FUND AS AT 31ST DECEMBER, 2009.

MINISTR/AGENCY	Ref NO	AMOUNT INVOLVED	AMOUNT RECOVERED	OUTSTANDING BALANCE	NAMES OF OFFICER INVOLVED	REMARKS
		₦	₦	₦		
MINISTRY OF JUSTICE	EK/GJS/2/1	103,942.00	-	103,942.00	Mr.FemiOmotayo	No recovery
MINISTRY OF JUSTICE	EK/GL/MJS/1/5	214,927.61	-	214,927.61	Mr.FemiOmotayo	No recovery
EKITI SPEB	EK/GL/ESTAB/1/3	41,000.00	-	41,000.00	Mr.E.O.Alo	No recovery
BULK PURCHASE VENTURES	EK/GL/BPV/1/3	660,950.00	-	660,950.00	Mr. P.O. Orimolade	No recovery
BULK PURCHASE VENTURES	EK/ GL/BPV/2/4	98,970.00	-	98,970.00	Mr M.A Alade	No recovery
OFFICE OF MILITRY ADMINISTRATION	EK/ GL /GKP/1/29	210,980.00	-	210,980.00	Mr.O.OOluyede	No recovery
MINISTRY OF WORKS AND TRANSPORT	EK/ GL/SHLB /1	1,529,267.03	-	1,529,267.03	Mr.O.OOluyede	No recovery
MINISTRY OF EDUCATION	EK/GL/MED/1/97	250,000.00	-	250,000.00	Mr. C. O Afolayan	Under correspondence
B.S.E.S	EK/ GL /BSES/1/2003	46,176.00	-	46,176.00	Mr OluAkerere	Under correspondence
B.S.E.S	EK/ GL /BSES/5/2003	615,000.00	-	615,000.00	Messer Martins Ayoola and Others	Full Recovery
B.S.E.S	EK/ GL /BSES/6/3002	521,000.00	-	521,000.00	Mr Abiodun Ola Ofe	No recovery
C.U.D.A	EK/GL/CUDA/1/3	8,096,217.96	-	8,096,217.96	Messer I.A Ilori and Others	No recovery
C.U.D.A	EK/GL/CUDA/14/4	5,201,642.08	-	5,201,642.08	Mrs Falodun And Mr Akinyemi	No recovery
MIN.OF EDUCATION	EK/GL/MED/2	1,041,730.00	-	1,041,730.00	Mr.K Boluwade	No recovery
ACC. GEN. OFFICE	EK/GMD/AG/6/84	2,767,901.00	-	2,755,901.00	Mr P. Adeniyi	Not fully recovered
ACC. GEN. OFFICE	EK/GMD/AG/6/84	449,500.33	191,756.00	257,744.33	Mr. J.O Ajayi	Not fully recovered
ACC. GEN. OFFICE	EK/GMD/AG/6/84	723,942.66	150,000.00	573,942.66	Mr. J.O Olofin	Not fully recovered
ACC. GEN. OFFICE	EK/GMD/AG/6/84	284,366.89	32,000.00	252,366.89	Mr. J.O Ogunmiloye	Not fully recovered

ACC. GEN. OFFICE	EK/GMD/AG/6/84	361,965.51	12,000.00	349,965.51	Mr. J.A Morakinyo	Not fully recovered
ACC. GEN. OFFICE	EK/GMD/AG/6/84	1,105,000.00	-	1,105,000.00	Mr. P Omotoso	Not fully recovered
ACC. GEN. OFFICE	EK/GMD/AG/6/84	608,052.00	100,000.00	508,052.00	Mr. E.T Olaiya	Not fully recovered
ACC. GEN. OFFICE	EK/GMD/AG/6/84	55,000.00	20,000.00	35,000.00	Mr. S.A. Ojo	Not fully recovered
ACC. GEN. OFFICE	EK/GMD/AG/6/84	1,211,756.41	400,000.00	811,756.41	Mr. Omoloje	Not fully recovered
ACC. GEN. OFFICE	EK/GMD/AG/6/84	50,000.00	42,000.00	8,000.00	Mr. E. Abiodun	Not fully recovered
ACC. GEN. OFFICE	EK/GMD/AG/6/84	76,000.00	60,000.00	16,000.00	Mr. N.A Adegbaje	Not fully recovered
B.I.R	EK/GL/BIR/2006	3,417,567.72	996,000.00	2,421,509.72	Mr. S.O. Abe	Not fully recovered
GAD	EK/GLS/GAD/02/2007	10,000,000.00	-	10,000,000.00	Pastor F.I Akinluyi	No recovery
GAD	EK/GLS/GAD/03/2007	47,550,000.00	-	47,550,000.00	Pastor F.I Akinluyi	No recovery
EKROMA	EK/GL/EKROMA/1/2006	4,700,000.00	-	4,700,000.00	Mr. Tayo Oke	No recovery
	TOTAL	91,991,555.20	206,756.00	89,974,799.20		

APPENDIX 'B'

OVERLOADING OF SALARY PAYMENT VOUCHERS OF PUBLIC SECONDARY SCHOOLS IN EKITI STATE

S/NO	NAME OF SCHOOL	PERIOD OF LOSS	AMOUNT INVOLVED ₦	TOTAL RECOVERY ₦	AMOUNT OUT-STANDING ₦	PRINCIPAL'S NAME	BURSAR'S NAME	REMARK
1	Osi Jnr. H/S, Osi-Ekiti	Nov.- Dec.,2006	94,000.00	-	-	Mr. F.A. Ogunnike	Mr.Abolarin	
2	Elo Jnr. H/S, AiyetoroEkiti	Apr.- Jun.,2008	90,000.00	90,000.00	-	Mr.Adeosun	Mr. B. E. Oye	
3	Ojo-Ugbole Jnr. H/S, IgbaleEkiti	June,2008	42,174.58	-	42,174.58	Mr.C.A. Ajiniran	Miss Isiaka S. B.	
4	Orin Jnr. H/S, Orin Ekiti	Apr.-Jun., 2008	78,700.68	-	-	Mr.J.K. Adeleye	Mr.Abolarin O.	
5	Arinjale Com. Jnr H/S, IseEkiti	May- Jun.,2008	64,960.00	64,960.00	-	-	Mr.O.J.Ojo	
6	Obada Jnr. H/S, IseEkiti	Jan., 2008	40,999.99	-	40,999.99	-	Mr. S. K. Oni	
7	United Comp. Snr. H/S, IseEkiti	Apr.,2006- Jun.,2008	1,755,017.13	-	1,755,017.13	Mr.S.S. Alarde	Mr. Y. A. Adegbola	
8	United Comp. Jnr. H/S, IseEkiti	Jul.2007- Jun.,2008	731,907.07	-	731,907.07	Mr.M.A. Abegunde	Mr.C. Owonifari	
9	Ise Comp. Snr. H/S, IseEkiti	Apr.2006- Jul.,2008	1,247,932.45	-	1,247,932.45	Mr. S. Olowolafe	Mr.S. Ekundayo	
10	OgbeseSnr. H/S, IseEkiti	Dec.2006- Jun.2008	3,029,276.47	-	3,029,276.47	Mr. O. Faturoti	Mr.M. A. Afuye	
11	Ise Comp. Jnr. H/S	Mar. 2008	27,759.61	-	27,759.61	Mr E.O.Ojo	Mr. E.M Asubiojo	
12	Akinluse Com. Snr. H/S, IseEkiti	Feb. – Mar. 2008	136,486.69	96,000.00	40,486.69	Mr.B.O. Alabi	Mr.Anjorin	
13	Comm. Snr. OrunEkiti	May 2008	20,000.00	20,000.00	-	Mr.Oyebanji	Mr. S.M Faaji	
14	Comm. Ser. H/S, AyegbajuEkiti	July 2006	81,724.16	82,210.00	(484.84)	Mr. M.A Onurin	Mr.Owolabi	Rec. 31/11/06
15	Itaji Comm. Snr. Girl/S, ItajiEkiti	Apr. – Jun. 2008	300,464.08	300,000.00	464.08	Mr.Ogunleye	Mr.Odeyemi	

16	St. Augustine Com. OyeEkiti	April 2008	46,264.26		46,264.26	Mr. A.T. Ogunruku	D.O. Fashiku	
17	Unity Jnr. H/S, OgotunEkiti	Nov. 2006	23,989.24	24,000.00	(11.00)	Mr Ayeni	Mr.Ayeni	Rec. 25
18	Omoeleye Jnr. H/S, IgbaraOdoEkiti	Jun. 2008	201,000.00	202,000.00	(1,000.00)	Mr. G.A. Jegede	Mr.Akinluy a	Rec
19	IlaweSnr. H/S, IlaweEkiti	May 2008	59,029.78	50,000.00	9,029.78	Mr. F.B. Babalola	Mr.Ogunley e	
20	Mary Hill Boys H/S, Ado Ekiti	Mar.2006-Mar. 2008	112,773.91		112,773.91	-	Mr R.O.Fajenb ola	
21	Ikere Jnr. H/S, IkereEkiti	Jul-Dec. 2007	302,080.68	101,700.00	200,380.68	Mr.Olatunji& Mr.Olajide	Amos Kolawole	
22	A.C. Comp. Jnr. H/S, IkereEkiti (I)	Mar – Jun. 2008	482,896.89	255,140.00	227,756.89	Mrs. F.W. Anifowose	Mr H.F Balogun	
23	A.C Comp. Jnr. H/S IkereEkiti (II)	Apr. 2006 – Feb. 2008	822,451.02	-	822,451.02	Mrs. F.W. Anifowose	Mr H.F Balogun	
24	Emure Model Jnr. H/S, EmureEkiti	Mar. – May 2008	178,663..50	150,000.00	28,663.50	-	Mrs. W.O. Arinde	
25	EporoSnr. H/S, EporoEkiti	May 2008	43,510.00	60,000.00	(16,490.00)	-	Mr. E.A Oyewole	
26	IjalokeSnr. H/S, EmureEkiti	Feb. 2008	20,290.00	20,000.00	290.00	-	Mr.Ogunda re	
27	St Michael's Cath. Jnr. G/S, EfonEkiti	Feb – May 2008	239,996.52	-	239,996.52		Mr.T.T. Oladeji	
28	EfonSnr. H/S, EfonEkiti	Feb-May 2008	275,880.98	275,000.00	(111.02)	Mr.Adeniyi	Mr.O. Adesola	
29	Iloro Com. Jnr. H/S, IloroEkiti	2006 L/B & Feb. 2008	37,004.44	-	37,004.44	Mr F.F. Ojo	Mr.D.O. Adeosun	
30	Ekamefa Com. Snr. H/S, Ape AraEkiti	June, 2008	60,748.38	61,000.00	(251.62)	Mr. S.A Ogunleye	Mr.J.O. Faola	
31	Odoowa Com. H/S, OdoowaEkiti	May – June 2008	199,007.17	-	199,007.17	Mr. J.O. Kolawole	Mr.I.OAfpla bi	
32	Ipoti Jnr. H/S, IpotiEkiti	May - June 2008	129,952.22	-	129,952.22	Chf. J.A.Ajiteru	Mr.J.O. Adeogun	
33	IpotiSnr. H/S, IpotiEkiti	June 2008	76,314.55	-	76,314.55	Mr. W.B. Ojo	Mr.L.OAgu nbiade	
34	Ijanmodu Comp. H/S, IjanEkiti	Jan. 2007	25,017.02	-	25,017.02	Mr.Oguntime hin	Mrs.O.AAki nyede	

35	Aisegba Com. Jnr. H/S, AisegbaEkiti	May 2007 – Mar. 2008	1,140,074.18	189,000.00	951,074.18	Mr.Aruleba	Mr.F. Asepari	
36	Ileowuro Jnr H/S AgbadoEkiti	Jul. 2006	80,484.74	-	80,484.74	Mr. J.O. Agbebami	Mr.A. Adaramodu	
37	Ayeteju Com. Jnr. H/S, IroEkiti	Feb. – Jul. 2007	226,678.64	-	226,678.64	-	-	
38	Edu Jnr. H/S, ErioEkiti	May 2008	50,000.00	-	50,000.00	Mr.Onipede	Mrs.Omotol a	
39	Edu Jnr. H/S, ErioEkiti	May 2008	18,317.39	20,000.00	(1,682.61)	Rev. E.A. Ige	Mr.W.O. Fagbamila	
40	Aramoko Jnr. H/S, Aramoko	May 2008	50.000	-	50.000	?	?	
41	OloketuyiMem. Jnr. H/S, IgbemoEkiti	Sept. 2006	16,286.71	-	16,286.71	Mrs. Awe	Mrs.R.SOjo	
42	Egirioko Jnr. H/S, IyinEkiti	Jun. 2007 – Mar. 2008	312,260.67	-	312,260.67	Elder Fadore	AdemiluaOj o	
43	Eyemote Jnr H/S, IyinEkiti	May, 2008	44,112.36	-	44,112.36	Mrs.Adewale	Mrs.Aluko	
44	Iworoko CHS, IworokoEkiti	Mar. 2008	71,916.34	-	71,916.34	Chf. Bamigboye	Mrs.Aguda	
45	Ekiti Bapt. Jnr H/S IgedeEkiti	Apr. – May 2008	300,000.00	300,000.00	-	Mrs M.A. Jegade	Adeosun	
46	AmunuSnr. H/S, OmuoEkiti	Oct. 2006 – Jan.	50,672.30	-	50,672.30	-	Mr.Fadipe	
47	Ekamefa Comp. Jnr. H/S, IlasaEkiti	May 2006, Nov. 2007 & Oct. 2008	47,362.66	-	47,362.66	Mr.Bolarinwa	J.B. Aladesuyi	
48	Obedu Com. Snr. H/S, IsinbodeEkiti	Jan. 2007 & Feb. 2008	71,880.94	-	71,880.94	Mr.Oloodoye	Mr.Odetoy e	
49	OmuokeSnr. H/S, OmuoEkiti	Nov – Dec. 2006	75,262.30	-	75,262.30	-	Mr.P.S. Akeju	
	TOTAL		13,633,582.70	2,361,010.00	11,271,572.70			

APPENDIX 'C'

LIST OF AUDITED SCHOOLS 2016/2017 ACADEMIC SESSION

S/N	NAMES OF SCHOOLS	DATE
1.	Christ's School, Ado-Ekiti	31 st August,2017
2.	Christ Girl's School, Ado-Ekiti	31 st August, 2017
3.	Mary Immaculate Grammar School, Ado-Ekiti	31 st August,2017
4.	Ado Grammar School, Ado-Ekiti	31 st August, 2017
5.	Anglican High School, Ado-Ekiti	31 st August, 2017
6.	C.A.C Grammar School, Ado-Ekiti	31 st August, 2017
7.	Ado Community High School, Ado-Ekiti	31 st August, 2017
8.	Ola-Oluwa Muslim Grammar School, Ado-Ekiti	31 st August, 2017
9.	Muslim College, Ado-Ekiti	31 st August, 2017
10.	A.U.D Comprehensive. High School, Ado-Ekiti	31 st August, 2017
11.	Mary Hill Boys High School, Ado-Ekiti	31 st August, 2017
12.	Ikingbinsin/Olorunda Community High School Ado-Ekiti	31 st August, 2017
13.	Eyemote Comp. High School, Ado-Ekiti	31 st August, 2017
14.	Okunsusi/Jemiriye High School, Igede-Ekiti	31 st August, 2017
15.	Awo Comp. High School, Awo-Ekiti	31 st August, 2017
16.	Iworoko Comm. High School, Iworoko-Ekiti	31 st August, 2017
17.	Are/Afao Comp. High School, Are/Afao-Ekiti	31 st August, 2017
18.	Esure Comm. High School, Esure-Ekiti	31 st August, 2017
19.	Iropora Comp. High School, Iropora-Ekiti	31 st August, 2017
20.	Eyio Comm. High School, Eyio-Ekiti	31 st August, 2017
21.	Doherty Memorial Grammar School, Ijero-Ekiti	31 st August, 2017

22. C.A.C High School, Ijero-Ekiti 31st August, 2017
23. Iloro Comm. High School, Iloro-Ekiti 31st August, 2017
24. Ara Comp. High School, Ara-Ekiti 31st August, 2017
25. Eso-Obe Comp. High School, Ikoro-Ekiti 31st August, 2017
26. Odo-Owa Comp. High School, Odo-Owa-Ekiti 31st August, 2017
27. Ilukuno Grammar School, Ilukuno-Ekiti 31st August, 2017
28. Ekameta Comm. High School, Epe-Ekiti 31st August, 2017
29. Babatope Memorial High School, Ikoro-Ekiti 31st August, 2017
30. Ipoti Comm. High School, Okemesi-Ekiti 31st August, 2017
31. Efon High School, Efon-Alaaye 31st August, 2017
32. Okemesi Comm. High School, Okemesi-Ekiti 31st August, 2017
33. St. Micheal Cath. High School, Efon-Alaaye 31st August, 2017
34. Anglican Sec. School, Efon-Alaaye 31st August, 2017
35. Erin-Ayonigba High School, Erinjiyan-Ekiti 31st August, 2017
36. Alamoye Comp. High School, Aramoko-Ekiti 31st August, 2017
37. Aramoko Dist. Commercial Grammar Schl, Aramoko-Ekiti 31st August, 2017
38. C.A.C Grammar School, Efon-Alaaye 31st August, 2017
39. Ikogosi High School, Ikogosi-Ekiti 31st August, 2017
40. Erinjiyan Comm. High School, Erinjiyan-Ekiti 31st August, 2017
41. Ipole/Iloro Comm. High School, Ipole/Iloro-Ekiti 31st August, 2017
42. Fabunmi Memmorial High School, Okemesi-Ekiti 31st August, 2017
43. Annunciation School, Ikere-Ekiti 31st August,2017
44. St. Lious Grammar School, Ikere-Ekiti 31st August, 2017
45. Amoye Grammar School, Ikere-Ekiti31st August, 2017
46. A.U.D Comp. High School, Ikere-Ekiti 31st August, 2017
47. Irepodun Comm. High School, Ikere-Ekiti 31st August, 2017
48. Ikere High School, Ikere-Ekiti 31st August, 2017

49. Ajolagun High School, Ikere-Ekiti 31st August, 2017
50. Eleyo High School, Ikere-Ekiti 31st August, 2017
51. Ise Comp. High School, Ise-Ekiti 31st August, 2017
52. United Comp. High School, Ise-Ekiti 31st August, 2017
53. Orun Comm. Grammar School, Orun-Ekiti 31st August, 2017
54. Akinluse Comp. High School, Ise-Ekiti 31st August, 2017
55. Arinjale Comp. High School, Ise-Ekiti 31st August, 2017
56. Adetunji Ajayi Secondary School, Ise-Ekiti 31st August, 2017
57. Emure Model High School, Emure-Ekiti 31st August, 2017
58. Ijaloke Grammar School, Emure-Ekiti 31st August, 2017
59. Eporo High School, Eporo, Emure-Ekiti 31st August, 2017
60. Ajebamidele Comm. High School, Emure-Ekiti 31st August, 2017
61. Unity Sec. School, Ogotun-Ekiti 31st August, 2017
62. Ojorube Grammar School, Ogotun-Ekiti 31st August, 2017
63. Community High School, Igbara-Odo-Ekiti 31st August, 2017
64. Corpus Christi College, Ilawe-Ekiti 31st August, 2017
65. Oniwe Comp. High School, Ilawe-Ekiti 31st August, 2017
66. Omuo-Ore Sec. School, Omuo-Ore-Ekiti 31st August, 2017
67. Omuo-Oke Grammar School, Omuo-Oke-Ekiti 31st August, 2017
68. Isedo Comp. High School, Omuo-Ekiti 31st August, 2017
69. Aisegba Comp. High School, Aisegba-Ekiti 31st August, 2017
70. Ayeteju Grammar School, Iro-Ayeteju-Ekiti 31st August, 2017
71. Ayo Daramola Memorial High School, Ijan-Ekiti 31st August, 2017
72. Ile-Owuro High School, Agbado-Ekiti 31st August, 2017
73. Ifelodun Comm. Grammar School, Ikun/Araromi-Ekiti 31st August, 2017
74. Ode High School, Ode-Ekiti 31st August, 2017
75. New Era High School, Ode-Ekiti 31st August, 2017

76.	Ijanmodu Comp. High School, Ijan-Ekiti	31 st August, 2017
77.	Eda-Ile Comm. Grammar School, Eda-Ile-Ekiti	31 st August, 2017
78.	Ekamefa Comm. Grammar School, Ilasa-Ekiti	31 st August, 2017
79.	Community Grammar School Iluomoba-Ekiti	31 st August, 2017
80.	Methodist High School, Egbe-Ekiti	31 st August, 2017
81.	Ayegbaju Comm. High School, Ayagbaju-Ekiti	31 st August, 2017
82.	Oye-Egbo High School, Oye-Ekiti	31 st August, 2017
83.	Ilupeju High School, Ilupeju-Ekiti	31 st August, 2017
84.	St. Augustine Comp. High School, Oye-Ekiti	31 st August, 2017
85.	Ogunnire High School, Ire-Ekiti	31 st August, 2017
86.	Ayede Grammar School, Ayede-Ekiti	31 st August, 2017
87.	Oniyo Grammar School, Eda-Oniyo-Ekiti	31 st August, 2017
88.	Iludun Comm. High School, Iludun-Ekiti	31 st August, 2017
89.	Osun High School, Osun-Ekiti	31 st August, 2017
90.	Erinmope High School, Erinmope-Ekiti	31 st August, 2017
91.	Moba Grammar School, Otun-Ekiti	31 st August, 2017
92.	Saliu Adeotiu Memorial high School, Otun-Ekiti	31 st August, 2017
93.	Igogo Commercial High School, Igogo-Ekiti	31 st August, 2017
94.	Ifelodun Comp. High School, Igogo-Ekiti	31 st August, 2017
95.	Ipere Comp. High School, Ipere-Ekiti	31 st August, 2017
96.	Ilejemeje Comm. High School, Iye-Ekiti	31 st August, 2017
97.	Oganganmodu Grammar School, Ido-Ekiti	31 st August, 2017
98.	Ilogbo High School, Ilogbo-Ekiti	31 st August, 2017
99.	Elo High School, Ayetoro-Ekiti	31 st August, 2017
100.	Notre Dame Grammar School, Usi-Ekiti	31 st August, 2017
101.	Usi High School, Usi-Ekiti	31 st August, 2017
102.	Ekiti State Government College, Ikere-Ekiti	31 st August, 2017

103. Ekiti State Government College, Ado-Ekiti 31st August, 2017
104. Ekiti State Government College, Efon-Alaaye 31st August, 2017
105. Ekiti State Government College, Usi-Ekiti 31st August, 2017
106. Ekiti State Govt. Science College, Ayede-Ekit 31st August, 2017
107. Ekiti State Govt. Science College, Iyin-Ekiti 31st August, 2017
108. Ekiti State Schl, for the Blind, Ikere-Ekiti 31st August, 2017
109. Ekiti State Schl, for the deaf, Ikoro-Ekiti 31st August, 2017
110. Ekiti State Schl, for the Phy, Challenged, Ido-Ekiti 31st August, 2017
111. Igbemo Community High School, Igbemo-Ekiti 31st August, 2017

**LIST OF OUTSTANDING SCHOOLS 2016/2017 ACADEMIC
SESSION
(WORK IN PROGRESS)**

S/N	NAMES OF SCHOOLS
1.	Baptist Comp. High School, Ado-Ekiti
2.	All Soul's Anglican Grammar School, Ado-Ekiti
3.	EgiriOke High School, Iyin-Ekiti
4.	Ekiti Baptist High School, Igede-Ekiti
5.	Oloketuyi Memorial High School, Igbemo-Ekiti
6.	Ijero High School, Ijero-Ekiti
7.	Ipoti High School, Ipoti-Ekiti
8.	Oke-Oro Comp. High School, Oke-Oro-Ekiti
9.	Ayetoro/Iloro Comm. High School, Iloro-Ekiti
10.	Orisunbare Comp. High School, Ijero-Ekiti
11.	Comm. High School, Aramoko-Ekiti
12.	Ajinare Grammar School, Ido-Ile-Ekiti
13.	Okemesi Grammar School, Okemesi-Ekiti
14.	Apostle Babalola Memorial High School, Efon-Alaaye
15.	African Church Comp. High School, Ikere-Ekiti
16.	Orija High School, Emure-Ekiti
17.	United High School, Ilawe-Ekiti
18.	Ilawe Grammar School, Ilawe-Ekiti
19.	Omoeleye Comp. High School, Igbara-Odo-Ekiti
20.	Ogotun High School, Ogotun-Ekiti

21. Alarelu Grammar School, Igbara-Odo-Ekiti
22. Aisegba Comm. Grammar School
23. Amunu Comp. High School, Omuo-Ekiti
24. Omuo Comp. High School, Omuo-Ekiti
25. Community Grammar School, Kota-Ekiti
26. Sola-Babalola Memorial Iro-Ekiti
27. Itapa/Osin Community High School, Itapa-Ekiti
28. Osin comm.. High school, Osin-Ekiti
29. Ewu Comp. High School, Ewu-Ekiti
30. Epe High School, Epe-Ekiti
31. Aaye Oja Comm. High School, Aaaye-Oja-Ekiti
32. Eyemojo Comp. High School, Osan-Ekiti
33. Amure High School, Ikun-Ekiti
34. Ikosu Comp. High School, Ikosu-Ekiti
35. Ifaki Grammar School, Ifaki-Ekiti
36. Ifisin Grammar School, Ifisin-Ekiti
37. Orin High School, Orin-Ekiti
38. Ekiti Parapo College, Ido-Ekiiti
39. Egbeoba High School, Ikole-Ekiti
40. Holy Apostolic High School, Ikole-Ekiti
41. AUD High School, Ikole-Ekiti
42. St. Mary Girl's Grammar School, Ikole-Ekiti
43. Ara Comm. High School, Ara-Ekiti
44. Fiyinfolu High School, Ayedun-Ekiti
45. Odundun High School, Ayedun-Ekiti
46. Irepodun High School, Ipao-Ekiti
47. Community High School, Irele-Ekiti

48. Community High School, Orin-Odo-Ekiti
49. Community High School, Oke-Ako-Ekiti
50. Community High School, Itapa-Ekiti
51. Comp. High School, Ijesa-Isu-Ekiti
52. Ikole City College, Ikole-Ekiti
53. Odo-Oro High School, Odo-Oro-Ekiti
54. Ayebode High School, Ayebode-Ekiti
55. Community High School, Iyemero-Ekiti
56. Ekiti State Government College, Emure-Ekiti
57. Government Technical College, Ikole-Ekiti
58. Government Technical College, Igbara-Odo-Ekiti
59. Government Technical College, Otun-Ekiti
60. Government Technical College, Ijero-Ekiti
61. Government Technical College, Ado-Ekiti
62. Ekiti State Government College, Oye-Ekiti
63. Osi Comm. High School, Osi-Ekiti

LIST OF UNAUDITED SCHOOLS 2016-2017 ACADEMIC SESSION

S/N	NAMES OF SCHOOLS
1.	Ijurin Comp. High School, Ijurin-Ekiti
2.	Ayegunle/Temidire Comp. High School, Ayegunle-Ekiti
3.	Iroko Comp. High School, Iroko-Ekiti
4.	Ile-Ona Comm. High School, Aramoko-Ekiti
5.	Edu High School, Erio-Ekiti
6.	Ogbese High School, Ogbese, Ise-Ekiti
7.	Obada High School, Obada, Ise-Ekiti
8.	Ujilogun Grammar School, ILupeju, Ijan-Ekiti

9. Ojugbaye Comp. High School, Imesi-Ekiti
10. Obedu Grammar School, Isinbode-Ekiti
11. Methodist High School, Isinbode-Ekiti
12. Itaji Comm. High School, Itaji-Ekiti
13. Isan Sec. School, Isan-Ekiti
14. Obalatan Commerical Grammar School, Ilupeju-Ekiti
15. A.U.D Grammar School, Ire-Ekiti
16. Omu-Ijelu Comm. High School, Omu-Ijelu-Ekiti
17. Ijasamodu Comp. High School, Ijasamodu-Ekiti
18. Ora Comm. High School, Ora-Ekiti
19. Ojo-Ugbole High School, Igbole-Ekiti
20. Methodist Girls High School, Ifaki-Ekiti
21. Methodist Comp. High School, Aaye-Ekiti
22. Ekiti State Govt. College, Oye-Ekiti
23. Itapaji High School, Itapaji-Ekiti

APPENDIX 'D'

OFFICE OF THE STATE AUDITOR-GENERAL

CORPORATIONS AND GOVERNMENT AGENCIES

CORPORATIONS AND AGENCIES	POSITION OF ACCOUNTS
1. EDUCATION TRUST FUND	DEC. 2017
2. BOARD OF INTERNAL REVENUE	DEC. 2017
3. EKITI STATE LIBRARY BOARD	“
4. EKITI HOUSING LOANS BOARD	DEC. 2016
5. PENSION BOARD	DEC. 2016
6. COLLEGE OF HEALTH SCIENCE & TECHNOLOGY	DEC. 2016

7.	CHRISTIAN PILGRIMS	DEC. 2016
8.	URBAN RENEWAL AGENCY	"
9.	PRIMARY HEALTH CARE DEVELOPMENT	DEC. 2016
10	DIRECTORATE OF FARM SETTLEMENT	DEC. 2016
11	EKITI STATE TRAFFIC AGENCIES	DEC. 2016
12	BROADCASTING SERVICE OF EKITI STATE	DEC. 2014
13.	SACA	DEC.2017
14	EKITI STATE ELECTRICITY BOARD	DEC. 2012
15	EKITI SPORTS COUNCIL	DEC. 2015
16.	MUSLIM PILGRIM WELFARE BOARD	DEC. 2016
17.	WASTE MANAGEMENT BOARD	DEC. 2017
18.	STATE EMERGENCY MANAGEMENT AGENCY	DEC. 2016
19.	HOUSING CORPORATION	DEC. 2014
20.	EKITI STATE WATER CORPORATION	DEC2012
21	SCHOLARSHIP BOARD	DEC. 2017
22	ADULT EDUCATION	DEC. 2016
23	SUBEB	DEC. 2012
24	CENTRAL MEDICAL STORE	DEC. 2017
25	FOUNTAIN OF AGRIC & MARKETING AGENCY	DEC 2017
26	ADP	DEC. 2016
27	COLLEGE OF EDUCATION IKERE.	DEC.2015
28	MICRO CREDIT AGENCY	DEC. 2017
29	EKSU (WORK IN PROGRESS)	DEC. 2016
30.	JOB CREATION	
31.	FOUNTAIN HOLDINGSCO. LTD	-

32	SCHOOL AGRIC AND ENTERPRISE AGENCY	DEC. 2017
33	BOARD FOR TECHNICAL EDUCATION	DEC. 2017
34	EKITI STATE RURAL WATER	DEC. 2017
35.	STATE INDEPENDENT ELECTORAL COMMISSION	DEC. 2017
36	EKITI STATE COMMUNITY DEVELOPMENT AGENCY	DEC. 2016
37	SEPIP	DEC. 2016
38	MINIRAL RESOURCES DEVELOPMENT AGENCY	DEC. 2016
39.	FISCAL RESPONSIBILITY	DEC. 2016
40	EKITI STATE TEACHING HOSPITAL	DEC. 2016
41.	EKITI HEALTH INSURANCE SCHEME	-
42.	EKITI ENTERPRISE DEVELOPMENT AGENCY	DEC. 2016

ANNEXURE I

FINANCIAL REPORT OF

THE ACCOUNTANT-GENERAL

EKITI STATE

FOR THE YEAR ENDED

31ST DECEMBER, 2017

REPORT OF THE ACCOUNTANT-GENERAL

I am delighted to present the first transitional Accrual IPSAS Financial Statements of the Ekiti State Government (EKSG) for the Year Ended 31st December, 2017 together with the Auditor's Report on the Financial Statements which include:

- i. Statement of Financial Performance;
- ii. Statement of Financial Position;
- iii. Statement of Change in Net Assets/Equity;
- iv. Statement of Cash Flow; and
- v. Statement of Comparison of Budget and Actual Amount.

The Financial Statements of EKSG for the year ended 31st December, 2017 have been prepared on an IPSAS Accrual Basis in compliance with International Public Sector Accounting Standards 33 (IPSAS 33). The Financial Statements equally complied with Generally Accepted Accounting Principles and Practice (GAAPP) and other Financial Regulations.

The implementation of Accrual Accounting by EKSG will facilitate easy assessment of the financial performance of the State. The Financial Statements depict all expenses whether paid for or not and all revenue whether received or outstanding. Furthermore, it provides useful information on the ability of income streams to adequately cover short and long term liabilities as well as better information on government spending which in turn drives better utilization of government resources.

The Financial Statements fairly reflect the financial position of EKSG as at 31st December, 2017 and its financial performance for financial year under review.

I wish to acknowledge the loyalty and dedication of members of staff of Main Accounts Department and entire staff of Office of the Accountant-General towards the success of this work. I appreciate all Accountants in the Ministries, Departments and Agencies (MDAs) who supplied and defended the data. The support of the State Government for the kind consideration of our request is equally and highly appreciated.

O. O. OWOLABI (MRS) FCNA, FCE, FIICA
FRC/2016/ANAN/00000015218
ACCOUNTANT-GENERAL/PERMANENT SECRETARY
EKITI STATE

FINANCIAL HIGHLIGHTS

Operating Surplus for the year was N7,842,881,075.41 while the State made a Net Deficit of N2,526,401,431.41 after adjustment for capital expenditure yet to be recognized in Property, plant and Equipment (PPE) and Public Debt Charges.

Reviewing the year 2017 performance on **Cash Basis** compared to prior year, Recurrent Revenue grew by 24% from N45,803,533,489.64 in 2016 to N56,791,187,976.54 in 2017 while Capital Receipts dropped by 50% from N24,811,574,962.26 in 2016 to N12,503,926,117.57 in 2017. The State Recurrent Expenditure increased by 18% from N49,380,878,003.88 in 2016 to N58,135,765,434.62 in 2017 while a 8% decrease from N14,575,134,106.35 in 2016 to N13,353,306,731.45 in 2017 was noted in Capital Expenditure.

During the year, EKSG budgeted N63,726,835,165.24 for Recurrent Expenditure and N29,365,020,869.17 for Capital Expenditure. The actual Recurrent Expenditure was N58,135,765,434.62 while Capital Expenditure was N13,353,306,731.45 representing 91% and 45% performance respectively.

Furthermore, EKSG budgeted N81,826,653,067.81 for Recurrent Revenue and N19,231,168,206.94 for Capital Receipts. The actual Recurrent Revenue was N56,791,187,976.54 while actual Capital Receipt was N12,503,926,117.57 representing 69% and 69% performance respectively.

Details contained in Annexure III.

O. O. OWOLABI (MRS) FCNA, FCE, FIICA
FRC/2016/ANAN/00000015218
ACCOUNTANT-GENERAL/PERMANENT SECRETARY
EKITI STATE

RESPONSIBILITY OF THE ACCOUNTANT-GENERAL

The Financial Statements have been prepared by the Accountant-General of Ekiti State in accordance with the provision of the Finance (Control and Management) Act 1958 and Cap 144 LFN and PFM Law 2011 as amended. The Financial Statements complied with Generally Accepted Accounting Practice (GAAP) and was prepared on an Accrual Basis in line with the requirement of International Public Sector Accounting Standards 33 (IPSAS 33).

The Financial Statements were prepared using the General Purpose Financial Statement (GPFS) reporting format approved by the Federal Executive Council of Nigeria (FEC) in 2012. Ekiti State Government has initiated a three-year transition period to achieve full compliance with the requirements of IPSAS 33. This is the first year of adoption of IPSAS and the transition date is 1st January, 2017.

The Accountant-General of the State is responsible for establishing and maintaining an adequate system of internal control to provide adequate and reasonable assurance that the transaction reported are recorded accurately and are within statutory authority.

The Accountant-General ensures the integrity and objectivity of the Financial Statements to fairly reflect the financial position and performance of Ekiti State Government and apply suitable accounting policies, prudent judgments and estimate consistently for the preparation of its financial statements.

The Accountant-General further accepts responsibility for the maintenance of accounting records that may be relied upon in the preparation of financial statements as well as adequate system of internal financial control.

O. O. OWOLABI (MRS) FCNA, FCE, FIICA
FRC/2016/ANAN/00000015218
ACCOUNTANT-GENERAL/PERMANENT SECRETARY
EKITI STATE

STATEMENT OF ACCOUNTING POLICIES

BASIS OF PREPARATION

The GPFS are prepared under IPSAS Accrual Basis of Accounting that recognizes transactions and events occurred whether expenses paid for or not and revenue received or outstanding.

BASIS OF MEASUREMENT

The Financial statements have been prepared on historical cost unless stated otherwise.

REPORTING CURRENCY

The Financial Statements are presented in Nigerian Naira, which is the functional currency of Ekiti State Government.

GOING CONCERN

The Financial Statements have been prepared on a going concern basis.

ACCOUNTING PERIODS

The Accounting year is from 1st January to 31st December.

ASSETS AND LIABILITIES

The State Government had commenced the recognition and valuation of Assets and Liabilities which is expected to be completed over the next Three financial years.

FOREIGN CURRENCIES

Liabilities denominated in foreign currencies are translated to Naira at the prevailing official exchange rate as at 31st December, 2017.



OFFICE OF THE STATE AUDITOR GENERAL

State Audit Headquarters, P.M.B. 53554, New Secretariat, Ado-Ekiti, Nigeria.
Tel: 08033784866 E-mail: ekitistateauditorgeneral@gmail.com.

AUDIT CERTIFICATE

I have examined the Financial Statements of Ekiti State Government as at 31st December, 2017 in accordance with section 125 (2) of the Constitution of the Federal Republic of Nigeria, 1999 (as amended). I have obtained information and explanations that I required for my audit.

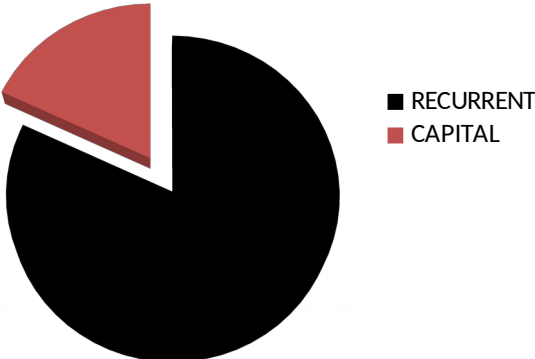
Ekiti State Government initiated accrual basis IPSAS on 1st January, 2017 and elected to adopt transitional exemptions in IPSAS 33 that allows it to apply deemed cost and a transitional period of up to three years. As a result of adopting these transitional exemptions and provisions, the Ekiti State Government is not able to make an explicit and unreserved statement about its full compliance with accrual basis IPSASs. These financial statements are therefore referred to as the first transitional IPSAS financial statements of Ekiti State Government.

In my opinion, the Financial Statements and the supporting Accounts give a true and fair view of the State of affairs of Ekiti State Government as at 31st December, 2017 subject to further observations in my Reports.

D. A. Kayode (FCNA, FCFIP, ACTI)
FRC/2014/ANA/00000010277
Auditor-General, Ekiti State.

CHARTS

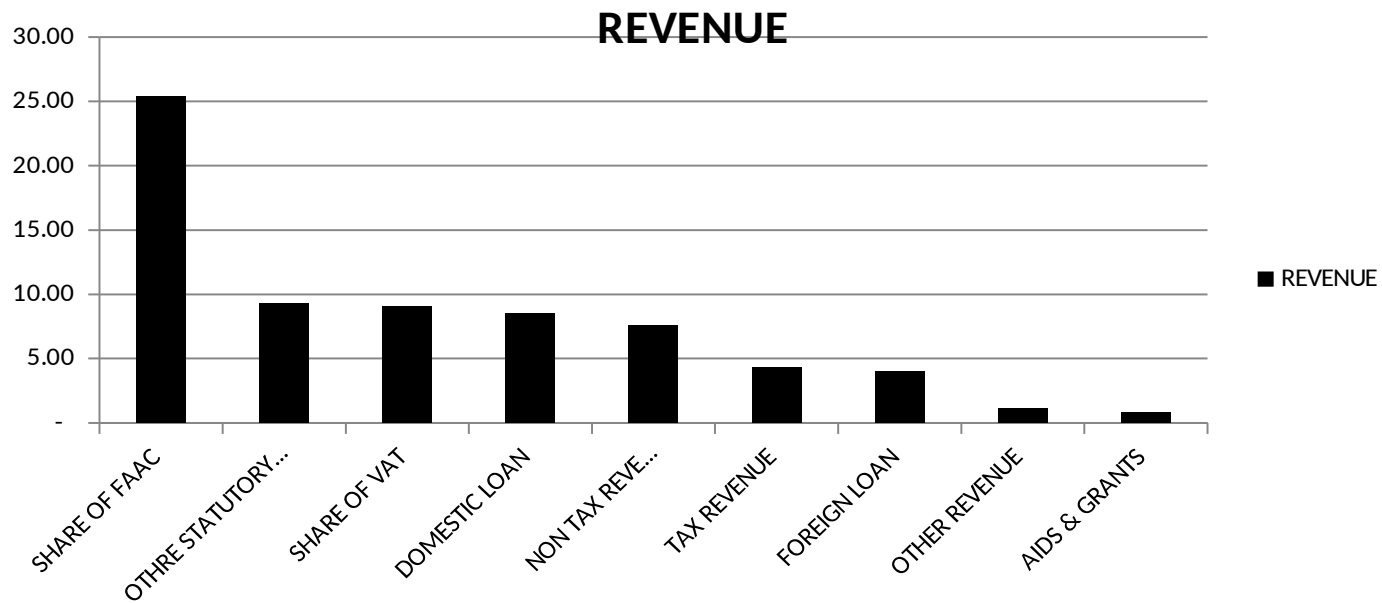
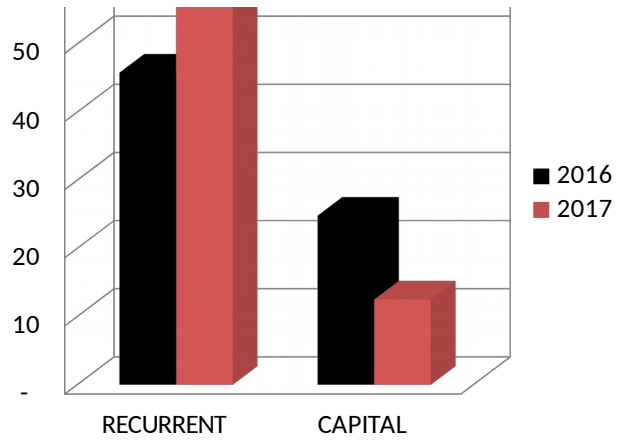
REVENUE



REVENUE

EXPENDITURE









EKITI STATE OF NIGERIA
STATEMENT OF FINANCIAL PERFORMANCE
FOR THE YEAR ENDED 31ST DECEMBER, 2017



ACTUAL (2016)		NOTES	ACTUAL 2017	FINAL BUDGET 2017	VARIANCE ON FINAL BUDGET
N			N	N	N
	REVENUE				
18,227,173,258.56	Government Share of FAAC	1	25,352,826,448.06	31,000,000,000.00	5,647,173,551.94
7,582,364,595.41	Government Share of VAT	2	9,059,086,275.64	10,000,000,000.00	940,913,724.36
10,199,775,479.72	Other Statutory Revenue	2	9,260,419,701.61	26,375,642,475.60	17,115,222,773.99
3,542,040,960.50	Tax Revenue	3	4,323,198,137.91	4,477,072,715.77	153,874,577.86
5,927,071,264.27	Non-Tax Revenue	3	7,578,655,906.40	6,639,618,087.47	(939,037,818.93)
	Investment Income	4	-	-	-
	Interest Earned	4	-	-	-
107,931.18	Other Revenue	4	841,325,223.37	-	(841,325,223.37)
-	Aids & Grants	5	75,676,283.55	3,334,319,788.97	3,258,643,505.42
325,000,000.00	Transfer from Local Governments	6	300,000,000.00	-	(300,000,000.00)
45,803,533,489.64	TOTAL REVENUE (A)		56,791,187,976.54	81,826,653,067.81	25,035,465,091.27
	EXPENDITURES				
16,887,131,884.33	Salaries and Wages	8	17,871,353,573.49	16,586,992,378.03	(1,284,361,195.46)
	Allowances (Non Regular)	8B	672,043,094.25	682,613,876.80	10,570,782.55

ACTUAL (2016)		NOTES	ACTUAL 2017	FINAL BUDGET 2017	VARIANCE ON FINAL BUDGET
N			N	N	N
5,647,950,845.89	Social Benefits	9	6,258,211,906.92	4,800,048,060.09	(1,458,163,846.83)
1,766,646,799.40	Overhead Cost	11	2,324,706,322.61	2,994,892,881.73	670,186,559.12
4,711,529,770.14	Transfer to Other Government Entities (ToF)	12	7,106,107,722.90	10,719,337,062.76	3,613,229,339.86
8,673,016,465.96	Subvention/Grants	13	14,330,750,804.76	14,957,593,431.05	626,842,626.29
554,753,902.33	Depreciation Charges	14	309,457,192.65	-	(309,457,192.65)
-	Amortisation Charges	15	-	-	-
-	Transfer to Local Governments	7	-	362,493,516.38	362,493,516.38
-	Project Finance by Aids & Grants	5	75,676,283.55	-	(75,676,283.55)
38,241,029,668.05	TOTAL EXPENDITUR (B)		48,948,306,901.13	51,103,971,206.84	2,155,664,305.71
7,562,503,821.59	Surplus/(Deficit) from Operating Activities C=(A-B)		7,842,881,075.41	30,722,681,860.97	22,879,800,785.56
4,916,114,180.25	Capital Expenditure	16	3,280,302,211.51	8,033,751,532.75	4,753,449,321.24
-	Gain/(Loss) on Disposal of Assets	19	-	-	-
3,947,303,368.46	Public Debt Charges	10	7,088,980,295.39	12,622,863,958.40	5,533,883,663.01
8,863,417,548.71	Total Non-Operating Revenue/(Expenses) (D)		10,369,282,506.90	20,656,615,491.15	10,287,332,984.25
(1,300,913,727.12)	NET SURPLUS/(DEFICIT) FOR THE PERIOD (C-D)		(2,526,401,431.49)	10,066,066,369.82	12,592,467,801.31

The accounting policies and notes to the accounts form an integral part of these Financial Statements.



EKITI STATE OF NIGERIA
STATEMENT OF FINANCIAL POSITION
AS AT 31ST DECEMBER, 2017



	NOTES	31/12/2017	31/12/2017	1/1/2017	1/1/2017
		N	N	N	N
CURRENT ASSETS					
Current Assets					
Cash and Cash Equivalent	31	11,384,068,689.98		13,578,026,761.94	
Inventories	32	-		-	
Receivables	33	4,027,411,377.47		4,698,421,378.84	
Prepayments/Arrears of Revenue	34	-		-	
TOTAL CURRENT ASSETS (A)			15,411,480,067.45		18,276,448,140.78
NON-CURRENT ASSETS					
Investment (Bond Sinking Fund Account Balance)	37	2,561,428,000.00		2,268,494,000.00	
Property Plant and Equipment	38	3,061,103,388.43		-	
Work in Progress (PPE)	43	6,702,443,938.85		-	
TOTAL NON-CURRENT ASSETS (B)			12,324,975,327.28		2,268,494,000.00
TOTAL ASSETS (C=A+B)			27,736,455,394.73		20,544,942,140.78
LIABILITIES					
Current Liabilities:					
Deposits		-		-	
Loans & Debt (Short-term)		-		-	

	NOTES	31/12/2017	31/12/2017	1/1/2017	1/1/2017
		N	N	N	N
Unremitted Deductions	39	1,265,750,692.70		465,203,370.72	
Payables	40	17,836,923,855.69		16,163,007,474.23	
Accrued Expenses	41	4,542,696,411.36		4,132,340,194.15	
TOTAL CURRENT LIABILITIES (D)			23,645,370,959.75		20,760,551,039.10
Non-Current Liabilities					
Long Term Borrowings: Foreign Loan	30A	20,748,175,056.79		17,347,555,400.10	
Long Term Borrowings: Domestic Loan	30B	66,957,961,273.07		63,147,410,163.60	
TOTAL NON-CURRENT LIABILITIES (E)			87,706,136,329.86		80,494,965,563.70
TOTAL LIABILITIES (F=D+E)			111,351,507,289.61		101,255,516,602.80
NET ASSETS (G=C-F)			<u>(83,615,051,894.88)</u>		<u>(80,710,574,462.02)</u>
NET ASSETS/EQUITY					
Reserves		(81,088,650,463.39)		(80,710,574,462.02)	
Accumulated Surplus/(Deficit)		(2,526,401,431.49)		-	
Minority Interest		-		-	
TOTAL NET ASSETS/EQUITY			<u>(83,615,051,894.88)</u>		<u>(80,710,574,462.02)</u>

The accounting policies and notes to the accounts form an integral part of these Financial Statements.



EKITI STATE OF NIGERIA
STATEMENT OF CASH FLOW
FOR THE YEAR ENDED 31ST DECEMBER, 2017



	NOTES	2017		2016	
		N	N	N	N
CASH FLOWS FROM OPERATING ACTIVITIES					
INFLOWS					
Government Share of FAAC	1	25,352,826,448.06		18,227,173,258.56	
Government Share of VAT	2	9,059,086,275.64		7,582,364,595.41	
Other Statutory Revenue	2	9,260,419,701.61		10,199,775,479.72	
Tax Revenue	18	4,323,198,137.91		3,542,040,960.50	
Non-Tax Revenue	19	7,578,655,906.40		5,927,071,264.27	
Other Revenue	4	841,325,223.37		107,931.18	
AID & Grants	5	75,676,283.55		-	
Transfer from other Government Entities	6	300,000,000.00		325,000,000.00	
TOTAL INFLOW FROM OPERATING ACTIVITIES (A)			56,791,187,976.54		45,803,533,489.64
OUTFLOWS					
Salaries and Wages	21	16,869,696,754.65		14,169,589,722.37	
Allowance	21B	672,043,094.25		-	
Social Benefits	22	4,785,405,022.31		3,288,911,895.00	
Public Debt Charges	23	7,088,980,295.39		4,275,964,638.46	
Overhead Cost	24	2,229,855,803.23		1,766,646,799.40	
Transfer to Other Fund	25	6,992,510,072.90		4,711,529,770.14	

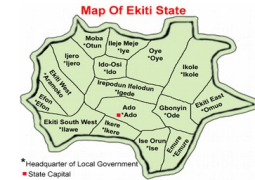
	NOTES	2017		2016	
		N	N	N	N
Subvention/Grants	26	14,128,842,756.93		13,398,952,069.03	
Expenditure Financed by Aids & Grants	5	75,676,283.55			
TOTAL OUTFLOW FROM OPERATING ACTIVITIES (B)			52,843,010,083.21		41,611,594,894.40
NET CASH FLOW FROM OPERATING ACTIVITIES (C=A-B)			3,948,177,893.33		4,191,938,595.24
<u>CASH FLOWS FROM INVESTING ACTIVITIES</u>					
PURCHASE/CONSTRUCTION OF ASSETS:					
Administrative Sector	27	(1,069,777,137.29)		(356,061,528.76)	
Economic Sector	27	(10,754,936,666.68)		(11,247,787,472.60)	
Law and Justice Sector	27	-		-	
Regional Sector	27	(351,624,183.71)		-	
Social Service Sector	27	(1,176,968,743.77)		(2,971,285,104.99)	
NET CASH FLOW FROM INVESTING ACTIVITIES			(13,353,306,731.45)		(14,575,134,106.35)
<u>CASH FLOWS FROM FINANCING ACTIVITIES</u>					
Proceeds from Foreign Loans	28	4,008,926,117.57		2,709,786,896.98	
Proceeds from Domestic Loans	29	8,495,000,000.00		22,101,788,065.28	
Foreign Loans Repayments	2B	(608,306,460.88)		(427,607,297.79)	
Domestic Loans Repayment	30B	(4,684,448,890.53)		(7,341,675,811.69)	
NET CASH FLOW FROM FINANCING ACTIVITIES			7,211,170,766.16		17,042,291,852.78
NET CASH FLOW FROM ALL ACTIVITIES			(2,193,958,071.96)		6,659,096,341.67
CASH & ITS EQUIVALENT AS AT 1ST OF JANUARY			13,578,026,761.94		6,918,930,420.27

	NOTES	2017		2016	
		N	N	N	N
CASH & ITS EQUIVALENT AS AT 31ST OF DECEMBER			11,384,068,689.98		13,578,026,761.94

The accounting policies and notes to the accounts form an integral part of these Financial Statements.



EKITI STATE OF NIGERIA
STATEMENT OF CHANGE IN NET ASSETS/EQUITY
FOR THE YEAR ENDED 31ST DECEMBER, 2017

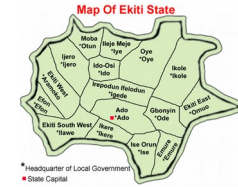


	NOTES	REVALUATION RESERVE	TRANSLATION RESERVE	ACCUMULATED SURPLUSES/DEFICITS	TOTAL
		N	N	N	N
Balance as at 31st December 2016					(80,710,574,462.02)
Change in Accounting Policies					-
Restated Balance		-			(80,710,574,462.02)
Surplus on Revaluation of Property					
Deficit on Revaluation of Investment					
Net Gain or Losses not Recognised in the Statement of Financial Performance					
Net surplus/(deficit)for the Period				(2,526,401,431.49)	
Deficit on Revaluation of Property					
Investment Income not Recognised in the Statement of Financial Performance	4	292,934,000.00			292,934,000.00
Surplus on Revaluation of Investments					
Reduction in Advances not Recognised in the Statement of Financial Performance	35	(671,010,001.37)			(671,010,001.37)
Net Deficit for the Period					(378,076,001.37)
Balance as at 31st December 2017					(81,088,650,463.39)

The accounting policies and notes to the accounts form an integral part of these Financial Statements.



EKITI STATE OF NIGERIA
STATEMENT OF COMPARISON OF BUDGET AND ACTUAL CASH
FOR THE YEAR ENDED 31ST DECEMBER, 2017



	NOTES	FINAL BUDGET	ACTUAL AMOUNT	VARIANCE	PERFORMANCE
		N	N	N	%
		A	B	C=A-B	B/A%
OPENING BALANCE (A)		6,000,000,000.00	13,578,026,761.94	(7,578,026,761.94)	226.30
RECEIPTS					
Government Share of FAAC	1	31,000,000,000.00	25,352,826,448.06	5,647,173,551.94	81.78
Other Statutory Revenue	2	26,375,642,475.60	9,260,419,701.61	17,115,222,773.99	35.11
Government Share of VAT	2	10,000,000,000.00	9,059,086,275.64	940,913,724.36	90.59
Tax Revenue	18	4,477,072,715.77	4,323,198,137.91	153,874,577.86	96.56
Non-Tax Revenue	19	6,639,618,087.47	7,578,655,906.40	(939,037,818.93)	114.14
Other Revenue	4	-	841,325,223.37	(841,325,223.37)	-
AID & Grants	5	3,334,319,788.97	75,676,283.55	3,258,643,505.42	2.27
Transfer from other Government Entities	6	-	300,000,000.00	(300,000,000.00)	-
Proceeds from Foreign Loans	28	8,231,168,206.94	4,008,926,117.57	4,222,242,089.37	48.70
Proceeds from Domestic Loans	29	4,000,000,000.00	8,495,000,000.00	(4,495,000,000.00)	212.38
Other Capital Receipts		1,000,000,000.00	-	1,000,000,000.00	-
TOTAL RECEIPTS (B)		95,057,821,274.75	69,295,114,094.11	25,762,707,180.64	72.90

	NOTES	FINAL BUDGET	ACTUAL AMOUNT	VARIANCE	PERFORMANCE
		N	N	N	%
		A	B	C=A-B	B/A%
TOTAL FUND AVAILABLE C=(A+B)		101,057,821,274.75	82,873,140,856.05	18,184,680,418.70	82.01
PAYMENTS					
Salaries and Wages	21	16,586,992,378.03	16,869,696,754.65	(282,704,376.62)	101.70
Allowance	21	682,613,876.80	672,043,094.25	10,570,782.55	98.45
Social Benefits	22	4,800,048,060.09	4,785,405,022.31	14,643,037.78	99.69
Public Debt Charges	23	12,622,863,958.40	7,088,980,295.39	5,533,883,663.01	56.16
Overhead Cost	24	2,994,892,881.73	2,229,855,803.23	765,037,078.50	74.46
Transfer to Other Fund	25	10,719,337,062.76	6,992,510,072.90	3,726,826,989.86	65.23
Subvention/Grants	26	14,957,593,431.05	14,128,842,756.93	828,750,674.12	94.46
Expenditure Financed by Aids & Grants	5	-	75,676,283.55	(75,676,283.55)	-
Transfer to Other Governmnet Entities	7	362,493,516.38	-	362,493,516.38	-
Purchase/Construction of Assets	27	29,365,020,869.00	13,353,306,731.45	16,011,714,137.55	45.47
Foreign Loan Repayments	2B	-	608,306,460.88	(608,306,460.88)	-
Domestic Loan Repayments	30B	-	4,684,448,890.53	(4,684,448,890.53)	-
TOTAL PAYMENTS		93,091,856,034.24	71,489,072,166.07	21,602,783,868.17	76.79

	NOTES	FINAL BUDGET	ACTUAL AMOUNT	VARIANCE	PERFORMANCE
		N	N	N	%
		A	B	C=A-B	B/A%
NET RECEIPTS		7,965,965,240.51	11,384,068,689.98	(3,418,103,449.47)	142.91

NOTE: The Statement of Comparison of Budget and Actual Amount above is prepared on Cash Basis same as Budget.

EKITI STATE OF NIGERIA

FINANCIAL STATEMENTS FOR THE YEAR ENDED 31ST DECEMBER, 2017

NOTES TO THE FINANCIAL STATEMENTS

NOTE 1: STATUTORY ALLOCATION (FAAC)

MONTH	2017			2016		
	NET RECEIPT	DEDUCTION AT SOURCE	TOTAL	NET RECEIPT	DEDUCTION AT SOURCE	TOTAL
	N	N	N	N	N	N
JANUARY	280,973,347.42	983,898,524.41	1,264,871,871.83	881,849,270.25	883,008,554.30	1,764,857,824.55
FEBRUARY	535,193,414.15	1,057,738,417.60	1,592,931,831.75	715,465,733.28	928,664,494.75	1,644,130,228.03
MARCH	389,613,321.63	1,016,625,917.60	1,406,239,239.23	453,780,506.98	1,067,497,185.93	1,521,277,692.91
APRIL	615,958,550.73	1,016,625,917.60	1,632,584,468.33	572,018,538.09	732,937,967.12	1,304,956,505.21
MAY	430,566,186.02	1,057,738,417.60	1,488,304,603.62	616,406,505.57	594,105,275.94	1,210,511,781.51
JUNE	749,610,339.39	1,016,625,917.60	1,766,236,256.99	281,915,450.02	1,067,497,185.93	1,349,412,635.95
JULY	2,271,010,249.63	1,016,625,917.60	3,287,636,167.23	1,357,083,214.00	977,524,590.34	2,334,607,804.34
AUGUST	1,147,088,868.38	1,023,017,867.53	2,170,106,735.91	526,694,779.59	1,018,637,090.34	1,545,331,869.93
SEPTEMBER	2,134,895,217.27	981,905,367.53	3,116,800,584.80	790,799,560.63	994,908,375.43	1,785,707,936.06
OCTOBER	1,398,868,719.47	969,795,217.11	2,368,663,936.58	444,457,072.54	994,908,375.43	1,439,365,447.97
NOVEMBER	1,278,821,491.46	1,010,907,717.11	2,289,729,208.57	120,177,718.61	1,036,020,875.43	1,156,198,594.04
DECEMBER	1,998,926,326.11	969,795,217.11	2,968,721,543.22	163,796,412.21	1,007,018,525.85	1,170,814,938.06
TOTAL	13,231,526,031.66	12,121,300,416.40	25,352,826,448.06	6,924,444,761.77	11,302,728,496.79	18,227,173,258.56

EKITI STATE OF NIGERIA

FINANCIAL STATEMENTS FOR THE YEAR ENDED 31ST DECEMBER, 2017

NOTES TO THE FINANCIAL STATEMENTS

NOTE 2: OTHER STATUTORY ALLOCATION & TRANSFERS (FAAC)

	EXCESS PETROLEUM PROFIT TAX	EXCHANGE RATE GAIN	EXCESS CRUDE REFUND	STABILIZATION FUND	RECOVERED EXCESS BANK CHARGES	PARIS CLUB REFUND	TOTAL	VALUE ADDED TAX	TOTAL
	A	B	C	D	E	F	G=A+B+C+D+E+F	H	G+H
	N	N	N	N	N	N	N	N	N
JANUARY	235,683,279.24	296,743,616.27	-	-	-	-	532,426,895.51	735,176,018.03	1,267,602,913.54
FEBRUARY	333,538,523.99	270,140,126.33	-	-	-	-	603,678,650.32	676,530,618.81	1,280,209,269.13
MARCH	333,812,590.16	223,942,135.58	-	-	-	-	557,754,725.74	659,226,431.11	1,216,981,156.85
APRIL	122,011,437.67	373,242,650.44	-	-	-	-	495,254,088.11	739,095,715.55	1,234,349,803.66
MAY	111,955,754.73	214,101,056.36	-	-	-	-	326,056,811.09	791,134,091.35	1,117,190,902.44
JUNE	-	367,650,067.03	-	94,505,574.47	-	-	462,155,641.50	745,893,552.08	1,208,049,193.58
JULY	-	-	-	-	-	2,911,430,356.67	2,911,430,356.67	774,962,894.23	3,686,393,250.90
AUGUST	-	-	-	-	-	-	-	757,897,032.25	757,897,032.25
SEPTEMBER	-	-	-	-	-	-	-	811,476,185.67	811,476,185.67
OCTOBER	-	289,846,260.78	-	-	-	-	289,846,260.78	767,824,981.74	1,057,671,242.52
NOVEMBER	-	-	164,439,699.58	-	5,946,215.64	-	170,385,915.22	840,006,740.55	1,010,392,655.77
DECEMBER	-	-	-	-	-	2,911,430,356.67	2,911,430,356.67	759,862,014.27	3,671,292,370.94

TOTAL	1,137,001,585.79	2,035,665,912.79	164,439,699.58	94,505,574.47	5,946,215.64	5,822,860,713.34	9,260,419,701.61	9,059,086,275.64	18,319,505,977.25
-------	------------------	------------------	----------------	---------------	--------------	------------------	------------------	------------------	-------------------

EKITI STATE OF NIGERIA

FINANCIAL STATEMENTS FOR THE YEAR ENDED 31ST DECEMBER, 2017

NOTES TO THE FINANCIAL STATEMENTS

NOTE 2B: FACILITIES REPAYMENT DEDUCTION AT SOURCE (FAAC)

	CONTRACTUAL OBLIGATION	FERTILIZER SUBSIDY	FOREIGN LOAN	NUWSR PROJECT	BOND ISSUANCE PROGRAMME 2	RESTRUCTURING OF COMM. BANK LOAN	FG BAIL OUT	EXCESS CRUDE LOAN	TOTAL
	N	N	N	N	N	N	N	N	N
JANUARY	397,196,808.00	12,110,150.42	47,601,751.58	-	102,458,000.01	248,153,651.78	86,405,567.03	89,972,595.59	983,898,524.41
FEBRUARY	397,196,808.00	12,110,150.42	80,329,144.77	41,112,500.00	102,458,000.01	248,153,651.78	86,405,567.03	89,972,595.59	1,057,738,417.60
MARCH	397,196,808.00	12,110,150.42	80,329,144.77	-	102,458,000.01	248,153,651.78	86,405,567.03	89,972,595.59	1,016,625,917.60
APRIL	397,196,808.00	12,110,150.42	80,329,144.77	-	102,458,000.01	248,153,651.78	86,405,567.03	89,972,595.59	1,016,625,917.60
MAY	397,196,808.00	12,110,150.42	80,329,144.77	41,112,500.00	102,458,000.01	248,153,651.78	86,405,567.03	89,972,595.59	1,057,738,417.60
JUNE	397,196,808.00	12,110,150.42	80,329,144.77	-	102,458,000.01	248,153,651.78	86,405,567.03	89,972,595.59	1,016,625,917.60
JULY	397,196,808.00	12,110,150.42	80,329,144.77	-	102,458,000.01	248,153,651.78	86,405,567.03	89,972,595.59	1,016,625,917.60
AUGUST	397,196,808.00	12,110,150.42	45,608,594.70	41,112,500.00	102,458,000.01	248,153,651.78	86,405,567.03	89,972,595.59	1,023,017,867.53
SEPTEMBER	397,196,808.00	12,110,150.42	45,608,594.70	-	102,458,000.01	248,153,651.78	86,405,567.03	89,972,595.59	981,905,367.53
OCTOBER	397,196,808.00		45,608,594.70	-	102,458,000.01	248,153,651.78	86,405,567.03	89,972,595.59	969,795,217.11
NOVEMBER	397,196,808.00		45,608,594.70	41,112,500.00	102,458,000.01	248,153,651.78	86,405,567.03	89,972,595.59	1,010,907,717.11
DECEMBER	397,196,808.00		45,608,594.70	-	102,458,000.01	248,153,651.78	86,405,567.03	89,972,595.59	969,795,217.11
TOTAL	4,766,361,696.00	108,991,353.78	757,619,593.70	164,450,000.00	1,229,496,000.12	2,977,843,821.36	1,036,866,804.36	1,079,671,147.08	12,121,300,416.40

EKITI STATE OF NIGERIA

FINANCIAL STATEMENTS FOR THE YEAR ENDED 31ST DECEMBER, 2017

NOTES TO THE FINANCIAL STATEMENTS

NOTE 3: INTERNALLY GENERATED REVENUE (IGR)

NOTE	ECONOMIC CODE	HEAD	DETAILS	ACTUAL N	BUDGET N	VARIANCE N
			TAX REVENUE			
	1201	401	Taxes:			
	12010101		Pay AsYou Earn	3,319,738,095.50	3,695,368,777.32	375,630,681.82
	12010112		Direct Assessment	173,217,961.47	350,000,000.00	176,782,038.53
	12010106		Development Levy	24,121,024.90	110,217,012.07	86,095,987.17
	12010106		Ekiti Comm Dev. Levy (TREASURY)	133,142,346.47	-	(133,142,346.47)
	12010107		Capital Gains Tax	20,000.00	150,000.00	130,000.00
	12010110		Withholding Tax	605,580,391.90	321,336,926.38	(284,243,465.52)
			Tax Audit	67,378,317.67	-	(67,378,317.67)
3			TOTAL TAX REVENUE	4,323,198,137.91	4,477,072,715.77	153,874,577.86
	1202		NON TAX REVENUE			
	120204	402	Fees and Fines	1,281,372,235.17	1,877,553,385.04	596,181,149.87
	120201	403	Licences	136,618,051.74	115,900,224.28	(20,717,827.46)
	120207	404	Earnings and Sales	97,454,535.29	173,013,804.73	75,559,269.44
	120208	405	Rent on Govt. Properties	39,610,756.55	32,688,963.12	(6,921,793.43)
	120211	406	Government Investment (Dividend)	56,333,177.00	5,000,000.00	(51,333,177.00)
	120213	407	Reimbursement			-
	120212	408	Miscellaneous	112,591,848.59	2,500,000.00	(110,091,848.59)
		409	Parastatals	5,854,675,302.06	4,432,961,710.30	(1,421,713,591.76)
3			TOTAL NON-TAX REVENUE	7,578,655,906.40	6,639,618,087.47	(939,037,818.93)
			TOTAL	11,901,854,044.31	11,116,690,803.24	(785,163,241.07)

FINANCIAL STATEMENTS FOR THE YEAR ENDED 31ST DECEMBER, 2017
NOTES TO THE FINANCIAL STATEMENTS

NOTE 3B: DETAILS OF NON TAX REVENUE

ADMIN CODE	MDAs	FUNCTIONAL CODE	ACTUAL	BUDGET	VARIANCE
			N	N	N
	402 FINE AND FEES				
011100100100	GOVERNOR OFFICE (GAD)	70111	12,658,610.00	19,500,000.00	6,841,390.00
011100800100	STATE EMERGENCY MANAGEMENT AGENCY (SEMA)	70111	-	-	-
011110100100	BUREAU OF SPECIAL PROJECTS	70111	-	-	-
011111300100	GOVERNMENT HOUSE PROTOCOL	70111	120,000.00	1,004,837.07	884,837.07
011200300100	HOUSE OF ASSEMBLY	70111	-	-	-
011200400100	HOUSE OF ASSEMBLY SERVIC COMMISSION	70111	-	400,000.00	400,000.00
011101000100	BUREAU OF PUBLIC PROCUREMENT (BPP)	70112	-	-	-
014000100100	STATE AUDITOR GENERAL OFFICE	70112	85,000.00	696,422.68	611,422.68
014000100300	OFFICE OF THE AUDITOR GENERAL FOR LOCAL GOVERNMENT	70112	100,000.00	6,330,473.55	6,230,473.55
022000100100	MINISTRY OF FINANCE AND ECONOMIC DEVELOPMENT	70112	9,000.00	100,000.00	91,000.00
022000700100	OFFICE OF THE ACCOUNTANT GENERAL	70112	39,375,600.00	10,039,552.96	(29,336,047.04)
022000800100	INTERNAL REVENUE SERVICE	70112	43,063,705.10	24,600,000.00	(18,463,705.10)
022000800300	EKITI STATE SIGNAGE AND ADVERTISEMENT (IRS)	70112	-	18,087,067.28	18,087,067.28
011113200100	INTEGRATION & INTER-GOVERNMENTAL AFFAIRS	70122	-	-	-
011103500100	EKITI STATE PENSION COMMISSION/BOARD	70131	1,122,550.00	2,500,000.00	1,377,450.00
012500500100	OFFICE OF ESTABLISHMENT AND TRAINING	70131	2,903,450.00	4,000,000.00	1,096,550.00
014700100100	CIVIL SERVICE COMMISSION	70131	787,450.00	23,499.39	(763,950.61)

ADMIN CODE	MDAs	FUNCTIONAL CODE	ACTUAL	BUDGET	VARIANCE
			N	N	N
031801100200	JUDICIAL SERVICE COMMISSION	70131	-	-	-
023800400200	MILLENIUM DEVELOPMENT GOALS (MDG) OFFICE	70132	-	9,538,967.23	9,538,967.23
014800100100	STATE INDEPENDENT ELECTORAL COMMISSION	70160	40,000.00	-	(40,000.00)
032600100100	MINISTRY OF JUSTICE	70160	1,693,585.78	213,000,000.00	211,306,414.22
031800100100	THE JUDICIARY	70330	-	-	-
022200100100	MINISTRY OF COMMERCE, INDUSTRIES AND COOPERATIV	70411	9,786,784.60	18,000,000.00	8,213,215.40
022200100500	EKITI STATE ENTERPRISES DEVELOPMENT AGENCY	70411	-	-	-
022200900100	PETROLEUM PRODUCTS CONSUMER PROTECTION UNIT	70411	-	3,014,511.21	3,014,511.21
022700100200	BUREAU OF PRODUCTIVITY AND EMPOWERMENT	70412	-	800,000.00	800,000.00
021500100100	MINISTRY OF AGRICULTURE AND RURAL DEVELOPMENT	70421	28,406,500.00	28,290,000.00	(116,500.00)
021500100200	RURAL DEVELOPMENT	70421	-	-	-
021500100300	DIRECTORATE OF FARM SETTLEMENT AND PEASANT FAR	70421	6,764,125.00	15,000,000.00	8,235,875.00
021510900100	FORESTRY DEPARTMENT	70422	1,648,200.00	45,000,000.00	43,351,800.00
023305100100	EKITI STATE MINERAL RESOURCES DEVELOPMENT AGENC	70422	-	30,000,000.00	30,000,000.00
023100300100	EKITI STATE ELECTRICITY BOARD	70435	-	300,000.00	300,000.00
023400100100	MINISTRY OF WORKS AND TRANSPORT	70443	11,766,000.00	20,048,370.71	8,282,370.71
023400200100	OFFICE OF SURVEYOR -GENERAL OF THE STATE	70443	13,149,810.00	14,800,000.00	1,650,190.00
022905500100	EKITI STATE TRAFFIC MANAGEMENT AGENCY	70452	60,000.00	4,905,104.50	4,845,104.50
012300200100	MINISTRY OF INFORMATION, YOUTH AND SPORT (CIVIC O	70460	35,000.00	182,673.72	147,673.72

ADMIN CODE	MDAs	FUNCTIONAL CODE	ACTUAL	BUDGET	VARIANCE
			N	N	N
012300300100	BROADCASTING SERVICE OF EKITI STATE	70460	-	1,000,000.00	1,000,000.00
053505300100	EKITI STATE WASTE MANAGEMENT BOARD	70510	-	1,200,000.00	1,200,000.00
053500100100	MINISTRY OF ENVIRONMENT	70560	2,974,301.00	5,000,000.00	2,025,699.00
053501600100	STATE ENVIRONMENTAL PROTECTION AGENCY	70560	2,685,000.00	7,000,000.00	4,315,000.00
025300100100	MINISTRY OF LAND, HOUSING AND URBAN DEVELOPMENT	70610	290,329,192.10	507,000,000.00	216,670,807.90
025301000100	STATE HOUSING CORPORATION	70610	-	-	-
025305200100	PLANNING PERMIT AGENCY	70610	-	-	-
026000100200	LAND SERVICES	70610	-	-	-
025305600100	URBAN RENEWAL AGENCY (CAPITAL URBAN DEVELOPMENT)	70620	-	1,000,000.00	1,000,000.00
026100100100	MINISTRY OF PUBLIC UTILITIES	70620	4,158,000.00	6,000,000.00	1,842,000.00
025210200100	EKITI STATE WATER CORPORATION	70630	-	50,000.00	50,000.00
025210300100	RURAL WATER SUPPLY AND SANITATION AGENCY	70630	-	2,802,859.66	2,802,859.66
052100100100	MINISTRY OF HEALTH	70721	4,943,670.00	7,500,000.00	2,556,330.00
052110200100	HOSPITAL MANAGEMENT BOARD	70731	102,414,386.54	97,702,254.28	(4,712,132.26)
	PRIMARY HEALTH CARE DEVELOPMENT AGENCY	71090	2,500.00	-	(2,500.00)
052111300100	CENTRAL MEDICAL STORE	70734	1,339,325.72	-	(1,339,325.72)
053905100100	EKITI STATE SPORT COUNCIL	70810	-	-	-
023600100100	TOURISM DEVELOPMENT AGENCY	70820	125,000.00	1,300,000.00	1,175,000.00
0505100100100	MINISTRY FOR LOCAL GOVERNMENT, COMMUNITY DEVELOPMENT	70820	970,000.00	3,000,000.00	2,030,000.00
0505100200100	CHIEFTANCY AFFAIRS	70820	-	1,500,000.00	1,500,000.00
012301300100	GOVERNMENT PRINTING PRESS	70830	160,000.00	649,994.50	489,994.50
051700300100	STATE UNIVERSAL BASIC EDUCATION BOARD	70912	3,330,000.00	3,500,000.00	170,000.00
051700800100	EKITI STATE LIBRARY BOARD	70960	-	36,796.30	36,796.30

ADMIN CODE	MDAs	FUNCTIONAL CODE	ACTUAL	BUDGET	VARIANCE
			N	N	N
051705400100	STATE TEACHING SERVICE COMMISSION	70960	-	-	-
051705500100	BOARD FOR TECHNICAL AND VOCATIONAL EDUCATION	70960	820,000.00	3,000,000.00	2,180,000.00
051705500200	AGENCY FOR ADULT AND NON-FORMAL EDUCATION	70960	-	-	-
051705600200	EDUCATION TRUST(ENDOWMENT) FUND	70960	326,962,019.33	250,000,000.00	(76,962,019.33)
051700100100	MINISTRY OF EDUCATION, SCIENCE ND TECHNOLOGY	70970	366,220,470.00	487,750,000.00	121,529,530.00
051400100100	MINISTRY OF WOMEN AFFAIRS, GENDER EMPOWERMEN	71090	363,000.00	400,000.00	37,000.00
	TOTAL FINE AND FEES		1,281,372,235.17	1,877,553,385.04	596,181,149.87
	403 LICENCE				
022000800100	INTERNAL REVENUE SERVICE	70112	102,918,271.74	80,000,000.00	(22,918,271.74)
022000700100	OFFICE OF ACCOUNTANT GENERAL	70112	17,125,130.00	-	(17,125,130.00)
021500100100	MINISTRY OF AGRICULTURE AND RURAL DEVELOPMENT	70421	13,274,650.00	32,000,224.28	18,725,574.28
025300100100	MINISTRY OF LAND, HOUSING AND URBAN DEVELOPMEN	70610	12,000.00	-	(12,000.00)
051400100100	MINISTRY OF WOMEN AFFAIRS, GENDER EMPOWERMEN	71090	3,288,000.00	3,900,000.00	612,000.00
	TOTAL LICENCE		136,618,051.74	115,900,224.28	(20,717,827.46)
	404 EARNING AND SALES				
011200300100	HOUSE OF ASSEMBLY	70111	-	1,000,000.00	1,000,000.00
011200400100	HOUSE OF ASSEMBLY SERVIE COMMISSION	70111	271,700.00	-	(271,700.00)
022000800100	INTERNAL REVENUE SERVICE	70112	4,850,000.00	8,000,000.00	3,150,000.00
014700100100	CIVIL SERVICE COMMISSION	70131	-	1,476,500.61	1,476,500.61
032600100100	MINISTRY OF JUSTICE	70160	182,000.00	7,000,000.00	6,818,000.00
022200100100	MINISTRY OF COMMERCE, INDUSTRIES AND COOPERATIV	70411	2,343,500.00	2,000,000.00	(343,500.00)

ADMIN CODE	MDAs	FUNCTIONAL CODE	ACTUAL	BUDGET	VARIANCE
			N	N	N
021500100200	RURAL DEVELOPMENT	70421	-	-	-
021510900100	FORESTRY DEPARTMENT	70422	61,345,320.00	55,338,595.00	(6,006,725.00)
023100300100	EKITI STATE ELECTRICITY BOARD	70435	-	-	-
023400200100	OFFICE OF SURVEYOR -GENERAL OF THE STATE	70443	141,500.00	200,000.00	58,500.00
012300200100	MINISTRY OF INFORMATION, YOUTH AND SPORT (CIVIC O	70460	1,043,121.44	151,609.17	(891,512.27)
053505300100	EKITI STATE WASTE MANAGEMENT BOARD	70510	2,805,170.73	3,800,000.00	994,829.27
025300100100	MINISTRY OF LAND, HOUSING AND URBAN DEVELOPMEN	70610	6,568,421.11	56,000,000.00	49,431,578.89
026000100200	LAND SERVICES	70610	-	-	-
025210300100	RURAL WATER SUPPLY AND SANITATION AGENCY	70630	1,057,200.00	197,140.34	(860,059.66)
052110200100	HOSPITAL MANAGEMENT BOARD	70731	-	2,297,745.72	2,297,745.72
052111300100	CENTRAL MEDICAL STORE	70734	-	4,019,348.29	4,019,348.29
051700300100	STATE UNIVERSAL BASIC EDUCATION BOARD	70912	-	-	-
051705400100	STATE TEACHING SERVICE COMMISSION	70960	8,150,672.00	13,000,000.00	4,849,328.00
051705500200	AGENCY FOR ADULT AND NON-FORMAL EDUCATION	70960	273,000.00	625,851.85	352,851.85
051700100100	MINISTRY OF EDUCATION, SCIENCE ND TECHNOLOGY	70970	5,536,100.01	12,250,000.00	6,713,899.99
051400100100	MINISTRY OF WOMEN AFFAIRS, GENDER EMPOWERMEN	71090	124,500.00	200,000.00	75,500.00
011111300500	CABINET DEPARTMENT GOV. OFFICE	70111	1,123,800.00	700,000.00	(423,800.00)
022200100600	MULTI PURPOSE CREDIT AGENCY	70411	-	300,000.00	300,000.00
021502100200	SCHOOL AGRICULTURE AND ENTERPRISE	70422	128,030.00	1,004,837.07	876,807.07
021510200300	SERICULTURE DEVELOPMENT PROJECT	70422	-	-	-
023600400200	BUREAU OF TOURISM ART AND CULTURE	70820	220,000.00	500,000.00	280,000.00
011103700100	MUSLIM PILGRIM WELFARE BOARD	70840	764,500.00	1,500,000.00	735,500.00
011103800100	CHRISTIAN PILGRIM WELFARE BOARD	70840	276,000.00	452,176.68	176,176.68

ADMIN CODE	MDAs	FUNCTIONAL CODE	ACTUAL	BUDGET	VARIANCE
			N	N	N
051705500300	COOPERATIVE DEPARTMENT AND COOPERATIVE COLLEGE	70960	-	1,000,000.00	1,000,000.00
	BEAREAU OF PRODUCTIVITY AND EMPOWERMENT		250,000.00	-	(250,000.00)
	TOTAL EARNING AND SALES		97,454,535.29	173,013,804.73	75,559,269.44
	405 RENT OF GOVERNMENT PROPERTY				
022000700100	OFFICE OF THE ACCOUNTANT GENERAL	70112	31,351,500.00	-	(31,351,500.00)
021500100100	MINISTRY OF AGRICULTURE AND RURAL DEVELOPMENT	70421	-	-	-
022905500100	EKITI STATE TRAFFIC MANAGEMENT AGENCY	70452	-	188,963.12	188,963.12
025300100100	MINISTRY OF LAND, HOUSING AND URBAN DEVELOPMEN	70610	7,578,368.82	30,000,000.00	22,421,631.18
051700300100	STATE UNIVERSAL BASIC EDUCATION BOARD	70912	-	2,500,000.00	2,500,000.00
023400400100	EKITI STATE ROAD MAINTENANCE AGENCY (EKROMA)(PU	70443	680,887.73	-	(680,887.73)
	TOTAL RENT OF GOVERNMENT PROPERTY		39,610,756.55	32,688,963.12	(6,921,793.43)
	406 INTEREST AND DIVIDEND				
022000800100	INTERNAL REVENUE SERVICE	70112	6,240,000.00	5,000,000.00	(1,240,000.00)
022000700100	OFFICE OF THE ACCOUNTANT GENERAL	70112	50,093,177.00		(50,093,177.00)
022200100100	MINISTRY OF COMMERCE, INDUSTRIES AND COOPERATIV	70411	-	-	-
021500100200	RURAL DEVELOPMENT	70421	-	-	-
	TOTAL INTEREST AND DIVIDEND		56,333,177.00	5,000,000.00	(51,333,177.00)
	408 MISCELLANEOUS				
011100100100	GOVERNOR OFFICE (GAD)	70111	13,500.00	500,000.00	486,500.00
022000700100	OFFICE OF THE ACCOUNTANT GENERAL	70112	111,824,248.59		(111,824,248.59)

ADMIN CODE	MDAs	FUNCTIONAL CODE	ACTUAL	BUDGET	VARIANCE
			N	N	N
011102100100	EKITI STATE LIAISON OFFICE -LAGOS	70133	694,900.00	1,000,000.00	305,100.00
011102100200	EKITI STATE LIAISON OFFICE -ABUJA	70133	59,200.00	1,000,000.00	940,800.00
	TOTAL MISCELLANEOUS		112,591,848.59	2,500,000.00	(110,091,848.59)
	409 PARASTATALS				
031801100200	JUDICIAL SERVICE COMMISSION	70131	900,680.00	1,000,000.00	99,320.00
031800100100	THE JUDICIARY	70330	15,074,637.03	13,217,611.20	(1,857,025.83)
023100300100	EKITI STATE ELECTRICITY BOARD	70435	-	202,418.54	202,418.54
012300300100	BROADCASTING SERVICE OF EKITI STATE	70460	93,120,907.76	151,135,971.02	58,015,063.26
025301000100	STATE HOUSING CORPORATION	70610	114,761,622.97	130,000,000.00	15,238,377.03
025210200100	EKITI STATE WATER CORPORATION	70630	5,347,160.00	5,979,022.43	631,862.43
053905100100	EKITI STATE SPORT COUNCIL	70810	217,000.00	1,000,000.00	783,000.00
051700800100	EKITI STATE LIBRARY BOARD	70960	98,000.00	400,000.00	302,000.00
021511000100	FOUNTAIN AGRIC MARKETING AGENCY	70421	905,974.50	1,011,791.92	105,817.42
021510200100	AGRICULTURAL DEVELOPMENT PROJECT	70422	98,600.00	1,004,837.07	906,237.07
052102600100	EKITI STATE UNIVERSITY TEACHING HOSPITAL	70731	627,182,978.80	700,000,000.00	72,817,021.20
052110600100	COLLEGE OF HEALTH TECHNOLOGY	70734	194,279,765.00	162,227,478.69	(32,052,286.31)
051701800100	COLLEGE OF EDUCATION - IKERE EKITI	70941	563,832,553.00	754,657,315.31	190,824,762.31
051702100100	EKITI STATE UNIVERSITY	70942	4,238,855,423.00	2,511,125,264.12	(1,727,730,158.88)
	TOTAL PARASTATALS		5,854,675,302.06	4,432,961,710.30	(1,421,713,591.76)
	TOTAL NON TAX REVENUE		7,578,655,906.40	6,639,618,087.47	(939,037,818.93)

EKITI STATE OF NIGERIA

FINANCIAL STATEMENTS FOR THE YEAR ENDED 31ST DECEMBER, 2017

NOTES TO THE FINANCIAL STATEMENTS

NOTE 4: INTREST EARNED, INVESTMENT INCOME AND OTHER REVENUE

S/NO	DETAILS	2017		
		ACTUAL	BUDGET	VARIANCE
		N	N	N
	INVESTMENT INCOME	292,934,000.00	-	(292,934,000.00)
	INTEREST EARNED	-	-	-
	OTHER REVENUE:			
1	BAIL OUT REPAYMENT BY JAAC	94,369,459.44	-	(94,369,459.44)
2	SALARY REFUND	26,260,618.55	-	(26,260,618.55)
3	REFUND BY SDG	360,000,000.00	-	(360,000,000.00)
4	REFUND BY MDAs (i)	35,695,145.38	-	(35,695,145.38)
5	REFUND BY MDAs (ii)	325,000,000.00	-	(325,000,000.00)
	TOTAL	841,325,223.37	-	(841,325,223.37)

NOTE 5: AIDS AND GRANTS

S/NO	MDAs/DONORS	2017		
		ACTUAL	BUDGET	VARIANCE
		N	N	N
1	MINISTRY OF HEALTH (UNICEF)	13,769,180.30		
3	PRIMARY HEALTH CARE DEVELOPMENT AGENCY (UNICEF)	61,907,103.25	300,000,000.00	224,323,716.45
	TOTAL	75,676,283.55	300,000,000.00	224,323,716.45

EKITI STATE OF NIGERIA**FINANCIAL STATEMENTS FOR THE YEAR ENDED 31ST DECEMBER, 2017****NOTES TO THE FINANCIAL STATEMENTS****NOTE 6: TRANSFER FROM LOCAL GOVERNMENTS**

		2017		
S/NO	DETAILS	ACTUAL	BUDGET	VARIANCE
		N	N	N
1	SOCIAL CONTRIBUTION BY JAAC	300,000,000.00	-	(300,000,000.00)
	TOTAL	300,000,000.00	-	(300,000,000.00)

NOTE 7: TRANSFER TO OTHER GOVERNMENT ENTITIES

		2017		
S/NO	DETAILS	ACTUAL	BUDGET	VARIANCE
		N	N	N
1	TRANSFERRED TO LOCAL GOVT.	-	-	-
	TOTAL	-	-	-

EKITI STATE OF NIGERIA

FINANCIAL STATEMENTS FOR THE YEAR ENDED 31ST DECEMBER, 2017

NOTES TO THE FINANCIAL STATEMENTS

NOTE 8: SALARIES AND WAGES

S/NO	ADMIN CODE	HEAD	MINISTRIES/DEPARTMENTS/AGENCIES	BUDGET	ACTUAL	VARIANCE
				N	N	N
			ADMINISTRATIVE SECTOR			
1	11100100100	459-0400	GOVERNOR OFFICE (GAD)	120,908,618.46	118,867,586.76	2,041,031.70
2	011100100200	459-1500	OFFIC OF THE DEPUTY GOVERNOR	45,236,185.77	37,953,487.41	7,282,698.36
3	011100300100	459-5400	EKITI STATE BOUNDARY COMMISSION	15,863,453.40	9,004,730.25	6,858,723.15
4	011100800100	458-1200	STATE EMERGENCY MANAGEMENT AGENCY (SEMA)	13,181,101.83	11,263,361.35	1,917,740.48
5	011101300200	459-5100	POLITICAL AND ECONOMIC AFFAIRS DEPARTMENT.	35,426,668.40	32,950,036.03	2,476,632.37
6	011101300200	459-5102	POLITICAL APPOINTEES	700,851,558.48	762,495,495.46	(61,643,936.98)
7	011102100100	459-0900	EKITI STATE LIAISON OFFICE -LAGOS	12,776,215.82	7,599,408.96	5,176,806.86
8	011102100200	459-1000	EKITI STATE LIAISON OFFICE -ABUJA	13,122,427.43	9,746,017.40	3,376,410.03
9	011103700100	459-1900	MUSLIM PILGRIM WELFARE BOARD	14,159,754.38	8,773,857.08	5,385,897.30
10	011103800100	459-1800	CHRISTIAN PILGRIM WELFARE BOARD	15,960,113.69	12,628,297.56	3,331,816.13
11	011104400100	458-1100	MINISTRY OF SPECIAL DUTIES	73,702.60	-	73,702.60
12	011111300100	459-1600	GOVERNMENT HOUSE PROTOCOL	135,749,682.82	140,169,067.75	(4,419,384.93)
13	011111300500	459-3000	CABINET DEPARTMENT GOV. OFFICE	40,922,141.41	34,029,605.77	6,892,535.64

S/NO	ADMIN CODE	HEAD	MINISTRIES/DEPARTMENTS/AGENCIES	BUDGET	ACTUAL	VARIANCE
				N	N	N
			ADMINISTRATIVE SECTOR			
14	011113200100	459-2000	INTEGRATION & INTER-GOVERNMENTAL AFFAIRS	15,091,430.44	5,317,052.55	9,774,377.89
15	011200300100	459-2100	HOUSE OF ASSEMBLY	400,583,719.60	417,421,098.53	(16,837,378.93)
16	012300100100	457-0100	MINISTRY OF INFORMATION, YOUTH AND SPORTS DEVELOPMENT	99,547,677.17	104,582,562.99	(5,034,885.82)
17	012300300100	457-0200	BROADCASTING SERVICE OF EKITI STATE	160,304,010.54	179,895,830.05	(19,591,819.51)
18	012500500100	459-2300	OFFICE OF ESTABLISHMENT AND TRAINING	75,504,744.48	77,467,897.59	(1,963,153.11)
19	014000100100	459-2800	STATE AUDITOR GENERAL OFFICE	80,324,875.53	79,847,037.33	477,838.20
20	014000100100	459-2900	AUDITOR GENERAL FOR LOCAL GOVT.	50,894,992.21	43,311,324.86	7,583,667.35
21	014700100100	459-3900	CIVIL SERVICE COMMISSION	45,988,801.64	42,048,286.87	3,940,514.77
22	014700300100	459-2700	EKITI STATE LOCAL GOVERNMENT SERVICE COMMISSION	1,000,000.00	1,123,587.78	(123,587.78)
23	014800100100	459-4100	STATE INDEPENDENT ELECTORAL COMMISSION	63,500,000.00	58,929,335.61	4,570,664.39
			TOTAL ADMINISTRATIVE SECTOR	2,156,971,876.10	2,195,424,965.94	(38,453,089.84)
			ECONOMIC SECTOR			
24	021500100100	451-0100	MINISTRY OF AGRICULTURE AND RURAL DEVELOPMENT	400,083,889.29	408,573,420.08	(8,489,530.79)
25	021502100200	455-0200	SCHOOL AGRICULTURE AND ENTERPRISE	16,458,519.50	7,738,897.77	8,719,621.73
26	021510200100	451-0500	AGRICULTURAL DEVELOPMENT PROJECT	160,423,039.60	160,671,167.65	(248,128.05)
27	021511000100	451-0300	FOUNTAIN AGRIC MARKETING AGENCY	27,200,000.00	22,061,373.21	5,138,626.79
28	022000100100	453-0400	MINISTRY OF FINANCE AND ECONOMIC DEVELOPMENT	220,445,007.55	206,510,624.38	13,934,383.17

S/NO	ADMIN CODE	HEAD	MINISTRIES/DEPARTMENTS/AGENCIES	BUDGET	ACTUAL	VARIANCE
				N	N	N
			ADMINISTRATIVE SECTOR			
29	022000800100	459-3800	INTERNAL REVENUE SERVICE	170,136,677.80	162,739,684.58	7,396,993.22
30	022000800300	459-0800	EKITI STATE SIGNAGE AND ADVERTISEMENT (IRS)	2,012,132.73	309,895.83	1,702,236.90

31	022200100100	452-0100	MINISTRY OF COMMERCE, INDUSTRIES AND COOPERATIVES	182,797,716.44	177,117,591.76	5,680,124.68
32	022200100600	454-0300	MULTI PURPOSE CREDIT AGENCY	30,994,426.73	30,265,752.25	728,674.48
33	022700500100	454-0200	JOB CREATION AND EMPLOYMENT AGENCY	9,913,275.37	8,486,927.14	1,426,348.23
34	023100300100	454-0600	EKITI STATE ELECTRICITY BOARD	68,000,000.00	64,620,619.26	3,379,380.74
35	023400100100	454-1000	MINISTRY OF WORKS AND TRANSPORT	240,386,648.56	265,281,311.87	(24,894,663.31)
36	023400200100	458-0500	OFFICE OF SURVEYOR -GENERAL OF THE STATE	26,450,146.98	23,072,965.18	3,377,181.80
37	023400400100	454-1400	EKITI STATE ROAD MAINTENMENT AGENCY (EKROMA)(PUBLIC WORKS CORPORATION)	20,049,871.95	17,894,198.21	2,155,673.74
38	023600400200	453-0100	BUREAU OF TOURISM ART AND CULTURE	77,568,000.00	68,380,859.16	9,187,140.84
39	023800100100	459-3100	BUDGET AND ECONOMIC PLANNING (MIN. OF BUDGET)	60,486,470.94	58,817,782.97	1,668,687.97
40	023800400100	459-3200	BUREAU OF STATISTICS	30,111,901.60	22,143,024.19	7,968,877.41
41	025210200100	454-0800	EKITI STATE WATER CORPORATION	290,000,000.00	290,776,261.81	(776,261.81)
42	025210300100	454-0900	RURAL WATER SUPPLY AND SANITATION AGENCY	32,256,854.75	29,669,602.82	2,587,251.93
43	025300100100	458-0100	MINISTRY OF LAND, HOUSING AND URBAN DEVELOPMENT	95,470,628.98	97,440,302.85	(1,969,673.87)
44	025301000100	458-0200	STATE HOUSING CORPORATION	88,000,000.00	80,421,901.57	7,578,098.43

S/NO	ADMIN CODE	HEAD	MINISTRIES/DEPARTMENTS/AGENCIES	BUDGET	ACTUAL	VARIANCE
				N	N	N
			ADMINISTRATIVE SECTOR			
45	025305600100	458-0600	URBAN RENEWAL AGENCY	12,459,479.00	7,852,944.55	4,606,534.45
46	026100100100	454-0500	MINISTRY OF PUBLIC UTILITIES	55,433,141.49	54,975,206.91	457,934.58
			TOTAL ECONOMICS SECTOR	2,317,137,829.26	2,265,822,316.00	51,315,513.26

			LAW AND JUSTICE SECTOR			
47	032600100100	459-0100	MINISTRY OF JUSTICE	160,564,825.86	166,386,763.50	(5,821,937.64)
			TOTAL LAW AND JUSTICE SECTOR	160,564,825.86	166,386,763.50	(5,821,937.64)
			REGIONAL SECTOR			
			TOTAL REGIONAL SECTOR	-		
			SOCIAL SECTOR			
48	051400100100	457-0600	MINISTRY OF WOMEN AFFAIRS, GENDER EMPOWERMENT & SOCIAL WELFARE	80,991,391.39	77,557,172.25	3,434,219.14
49	051700100100	455-0100	MINISTRY OF EDUCATION, SCIENCE ND TECHNOLOGY	480,922,873.63	499,598,961.16	(18,676,087.53)
50	051700100100	455-0110	SEPIP (MINISTRY OF EDUCATION)	-	-	-
51	051700300100	455-0400	STATE UNIVERSAL BASIC EDUCATION BOARD	340,000,000.00	361,215,749.06	(21,215,749.06)
52	051700800100	455-0800	EKITI STATE LIBRARY BOARD	22,000,000.00	12,164,148.09	9,835,851.91
53	051702600000	455-1300	NON-TEACHING STAFF (TSC) HQ	150,106,642.19	149,155,024.22	951,617.97

S/NO	ADMIN CODE	HEAD	MINISTRIES/DEPARTMENTS/AGENCIES	BUDGET	ACTUAL	VARIANCE
				N	N	N
			ADMINISTRATIVE SECTOR			
54	051705400100	455-0700	STATE TEACHING SERVICE COMMISSION	7,720,877,207.79	8,197,487,087.43	(476,609,879.64)
55	051705500100	455-0500	BOARD FOR TECHNICAL AND VOCATIONAL EDUCATION	100,253,195.20	91,129,298.68	9,123,896.52
56	051705500200	455-0600	AGENCY FOR ADULT AND NON-FORMAL EDUCATION	47,482,172.80	44,556,127.27	2,926,045.53
57	051705600100	455-0300	STATE SCHOLARSHIP BOARD	11,645,133.12	12,806,362.18	(1,161,229.06)
58	051705600200	455-0900	EDUCATION TRUST(ENDOWMENT) FUND	13,712,708.77	13,406,171.10	306,537.67
59	052100100100	456-0100	MINISTRY OF HEALTH	260,734,264.74	276,018,157.71	(15,283,892.97)

60	052100300100	456-0400	PRIMARY HEALTHCARE DEVELOPMENT AGENCY	16,997,023.39	14,765,414.13	2,231,609.26
61	052110200100	456-0600	HOSPITAL MANAGEMENT BOARD	2,307,734,321.15	2,350,609,482.69	(42,875,161.54)
62	052111300100	456-0500	CENTRAL MEDICAL STORE	15,079,736.56	14,386,148.17	693,588.39
63	053500100100	458-0700	MINISTRY OF ENVIRONMENT	139,909,471.90	149,544,424.42	(9,634,952.52)
64	053501600100	458-0900	STATE ENVIRONMENTAL PROTECTION AGENCY	22,698,630.54	18,419,949.48	4,278,681.06
65	053505300100	458-1000	EKITI STATE WASTE MANAGEMENT BOARD	22,343,665.84	19,875,777.89	2,467,887.95
66	053905100100	457-0500	EKITI STATE SPORT COUNCIL	64,584,557.36	54,945,186.54	9,639,370.82
67	0505100100100	459-1300	COMMUNITY DEVELOPMENT AND CHIEFTANCY AFFAIRS-STATE	69,429,522.86	67,516,142.01	1,913,380.85
			TOTAL SOCIAL SECTOR	11,887,502,519.23	12,425,156,784.48	(537,654,265.25)

S/NO	ADMIN CODE	HEAD	MINISTRIES/DEPARTMENTS/AGENCIES	BUDGET	ACTUAL	VARIANCE
				N	N	N
			ADMINISTRATIVE SECTOR			
			PERSONEL COST SUMMARY			
			ADMINISTRATION SECTOR	2,156,971,876.10	2,195,424,965.94	(38,453,089.84)
			ECONOMIC SECTOR	2,317,137,829.26	2,265,822,316.00	51,315,513.26
			LAW AND JUSTICE SECTOR	160,564,825.86	166,386,763.50	(5,821,937.64)
			REGIONAL SECTOR	-	-	-
			SOCIAL SECTOR	11,887,502,519.23	12,425,156,784.48	(537,654,265.25)
			TOTAL (A)	16,522,177,050.45	17,052,790,829.92	(530,613,779.47)

			CORPERS ALLOWANCE	51,412,607.16	23,332,660.16	28,079,947.00
			REPATRIATION	12,602,720.42	4,759,603.59	7,843,116.83
			LOCUM / INTERN	800,000.00	-	800,000.00
			LEAVE BONUS	-	714,977,466.20	(714,977,466.20)
			CHRISTMAS BONUS	-	75,493,013.62	(75,493,013.62)
			TOTAL (B)	64,815,327.58	818,562,743.57	(753,747,415.99)
			GRAND TOTAL (A+B)	16,586,992,378.03	17,871,353,573.49	(1,284,361,195.46)

S/NO	ADMIN CODE	HEAD	MINISTRIES/DEPARTMENTS/AGENCIES	BUDGET	ACTUAL	VARIANCE
				N	N	N
			ADMINISTRATIVE SECTOR			

NOTE 8B: RURAL AND CORE SUBJECT ALLOWANCE FOR TEACHERS

1	051700100100	455-0110	SEPIP (MINISTRY OF EDUCATION)	20,000,000.00	-	20,000,000.00
2		455-0410	SEPIP (SUBEB)	261,954,569.10	229,893,764.99	32,060,804.11
3		455-0710	SEPIP (TSC)	398,659,307.70	440,222,058.06	(41,562,750.36)
4		455-0510	SEPIP (BTVE)	2,000,000.00	1,927,271.20	72,728.80
			TOTAL	682,613,876.80	672,043,094.25	10,570,782.55

EKITI STATE OF NIGERIA

FINANCIAL STATEMENTS FOR THE YEAR ENDED 31ST DECEMBER, 2017

NOTES TO THE FINANCIAL STATEMENTS

NOTE 8B: PERSONEL ANALYSIS

S/NO	DETAILS	2017			2016
		ACTUAL	BUDGET	VARIANCE	ACTUAL
	CIVIL SERVANTS				
1	TOTAL NO. OF EMPLOYEES AT THE BEGINNING OF THE YEAR	10892			11188
2	TOTAL NO. OF EMPLOYEES EMPLOYED IN THE YEAR	76			161
3	TOTAL NO. OF EMPLOYEES RETIRED/LEFT DURING THE YEAR	260			457
4	TOTAL NO. OF EMPLOYEES AT THE END OF THE YEAR	10708	0	0	10892
	SECONDARY SCHOOLS TEACHERS				
1	TOTAL NO. OF EMPLOYEES AT THE BEGINNING OF THE YEAR	9633			9735
2	TOTAL NO. OF EMPLOYEES EMPLOYED IN THE YEAR	0			4
3	TOTAL NO. OF EMPLOYEES RETIRED/LEFT DURING THE YEAR	189			106
4	TOTAL NO. OF EMPLOYEES AT THE END OF THE YEAR	9444	0	0	9633
	POLITICAL OFFICE HOLDERS				
1	TOTAL NO. OF EMPLOYEES AT THE BEGINNING OF THE YEAR	187			161
2	TOTAL NO. OF EMPLOYEES EMPLOYED IN THE YEAR	15			31
3	TOTAL NO. OF EMPLOYEES RETIRED/LEFT DURING THE YEAR	3			5

		ACTUAL	BUDGET	VARIANCE	ACTUAL
	CIVIL SERVANTS				
4	TOTAL NO. OF EMPLOYEES AT THE END OF THE YEAR	199	0	0	187

EKITI STATE OF NIGERIA

FINANCIAL STATEMENTS FOR THE YEAR ENDED 31ST DECEMBER, 2017

NOTES TO THE FINANCIAL STATEMENTS

NOTE 9: SOCIAL BENEFITS

HEAD	DETAILS	2017			2016
		ACTUAL	BUDGET	VARIANCE	ACTUAL
		N	N	N	N
434001	PENSION	4,347,945,875.15	3,550,048,060.09	(797,897,815.06)	3,907,583,136.66
434002	GRATUITY	1,782,760,544.41	1,000,000,000.00	(782,760,544.41)	1,740,367,709.23
430014	5% CONTRIBUTION TO REDEEMABLE RETIREMENT FUND ACCOUNT	-	100,000,000.00	100,000,000.00	-
434016	10% CONTRIBUTION TO REDEEMABLE RETIREMENT FUND ACCOUNT	127,505,487.36	100,000,000.00	(27,505,487.36)	-
434004	10% IGR CONTRIBUTION TO LOCAL GOVT.		362,493,516.38		
434017	ACTUARIAL VALUATION	-	50,000,000.00	50,000,000.00	-
	TOTAL	6,258,211,906.92	5,162,541,576.47	(1,458,163,846.83)	5,647,950,845.89

NOTE 10: PUBLIC DEBT CHARGES

HEAD	DETAILS	2017			2016
		ACTUAL	BUDGET	VARIANCE	ACTUAL
		N	N	N	N
434003	PUBLIC DEBT CHARGES	60,550,000.00	650,000,000.00	589,450,000.00	328,661,270.00
434005	INTEREST ON LOAN /BANK CHARGES	7,028,430,295.39	11,972,863,958.40	4,944,433,663.01	3,947,303,368.46
	TOTAL	7,088,980,295.39	12,622,863,958.40	5,533,883,663.01	4,275,964,638.46

EKITI STATE OF NIGERIA

FINANCIAL STATEMENTS FOR THE YEAR ENDED 31ST DECEMBER, 2017

NOTES TO THE FINANCIAL STATEMENTS

NOTE 11: OVERHEAD COST

S/NO	ADMIN CODE	HEAD	MINISTRIES/DEPARTMENTS/AGENCIES	2017		
				ACTUAL	BUDGET	VARIANCE
				N		N
			ADMINISTRATIVE SECTOR			
1	011100100100	459-0400	GOVERNOR OFFICE (GAD)	15,949,933.30	25,000,000.00	9,050,066.70
2	011100100101	459-1001	EKITI STATE GOVERNORS LODGE, ABUJA	2,920,000.00	7,937,277.06	5,017,277.06
3	011100100200	459-1500	OFFIC OF THE DEPUTY GOVERNOR	118,903,888.00	147,406,574.05	28,502,686.05
4	011100100201	459-1002	EKITI STATE DEPUTY GOVERNORS LODGE, ABUJA	1,100,000.00	3,401,690.17	2,301,690.17
5	011100200101	459-1606	OFFICE OF THE SPECIAL ADVISER GOVERNORS OFFICE (GH&P)	-	2,535,586.89	2,535,586.89
6	011100200118	459-0410	OFFICE OF PRIVATE SECRETARY TO GOVERNOR (GH&P)	-	1,020,507.05	1,020,507.05
7	011100300100	459-5400	EKITI STATE BOUNDARY COMMISSION	1,000,000.00	2,551,267.63	1,551,267.63
8		459-5901	BOUNDARY TECHNICAL COMMITTEE(D-GOV)	-	5,669,483.62	5,669,483.62
9	011100800100	458-1200	STATE EMERGENCY MANAGEMENT AGENCY (SEMA)	600,000.00	1,700,845.09	1,100,845.09
10	011101000100	459-0700	BUREAU OF PUBLIC PROCUREMENT (BPP)	1,685,000.00	6,803,380.34	5,118,380.34
11	011101000200	459-3108	STATE PROJECTS MONITORING AND EVALUATION OFFICE	1,000,000.00	4,000,000.00	3,000,000.00
12	011101000300	459-5902	PROJECT EVALUATION COMMITTEE	750,000.00	1,700,845.09	950,845.09
13	011101000400	459-3300	PROJECT MONITORING COMMITTEE	2,000,000.00	3,500,000.00	1,500,000.00
14	011101300100	459-0500	SECRETARY TO THE STATE GOVERNMENT (SSG)	8,500,000.00	20,000,000.00	11,500,000.00

S/NO	ADMIN CODE	HEAD	MINISTRIES/DEPARTMENTS/AGENCIES	2017		
				ACTUAL	BUDGET	VARIANCE
				N		N
15	011101300200	459-5100	POLITICAL AND ECONOMIC AFFAIRS DEPARTMENT.	3,200,000.00	6,803,380.34	3,603,380.34
16	011101300300	459-5107	ECONOMIC AND PARASTATALS (P & E)	1,000,000.00	1,632,811.28	632,811.28
17	011101300400	459-1200	POLITICAL AND INTER-PARTY AFFAIRS (P & E)	1,000,000.00	3,551,267.63	2,551,267.63
18	011101300700	459-5101	NIREC (P & E)	875,000.00	2,041,014.10	1,166,014.10
19	011102000100	459-5000	EKITI STATE STOMACH INFRASTRUCTURE AGENCY	800,000.00	5,669,483.62	4,869,483.62
20	011102100100	459-0900	EKITI STATE LIAISON OFFICE -LAGOS	4,400,000.00	6,123,042.31	1,723,042.31
21	011102100200	459-1000	EKITI STATE LIAISON OFFICE -ABUJA	14,457,420.00	17,455,049.56	2,997,629.56
22	011102100300	459-1100	EKITI STATE LIAISON OFFICE -AKURE	200,000.00	1,500,000.00	1,300,000.00
23	011103400200	459-4500	BUREAU OF TRANSFORMATION AND STRATEGY	5,000,000.00	8,633,295.83	3,633,295.83
24	011103500100	459-2600	EKITI STATE PENSION COMMISSION/BOARD	11,200,000.00	12,000,000.00	800,000.00
25	011103700100	459-1900	MUSLIM PILGRIM WELFARE BOARD	400,000.00	2,000,000.00	1,600,000.00
26	011103800100	459-1800	CHRISTIAN PILGRIM WELFARE BOARD	400,000.00	2,000,000.00	1,600,000.00
27	011104800100	459-0101	EKITI STATE CITIZENS RIGHTS	400,000.00	1,000,000.00	600,000.00
28	011110500100	459-1700	OFFICE OF THE CHIEF OF STAFF	2,183,633.30	3,500,000.00	1,316,366.70
29	011110500101	459-3902	APPOINTMENT DEPARTMENT (CSC)	1,200,000.00	1,800,000.00	600,000.00
30	011111100100	452-0200	PUBLIC-PRIVATE PARTNERSHIP	700,000.00	1,530,760.58	830,760.58
31	011111300100	459-1600	GOVERNMENT HOUSE PROTOCOL	897,000,000.00	1,000,000,000.00	103,000,000.00
32	011111300400	459-1614	MAINTENANCE OF GOVERNORS LODGE	-	3,061,521.15	3,061,521.15
33	011111300500	459-3001	MAINTENANCE OF EXCO CHAMBERS	1,904,000.00	3,061,521.15	1,157,521.15
34	011111300500	459-3000	CABINET DEPARTMENT GOV. OFFICE	12,160,000.00	16,328,112.82	4,168,112.82

S/NO	ADMIN CODE	HEAD	MINISTRIES/DEPARTMENTS/AGENCIES	2017		
				ACTUAL	BUDGET	VARIANCE
				N		N
35	011111400100	459-1609	CHIEF PRESS SECRETARY/ SA MEDIA	1,520,000.00	10,000,000.00	8,480,000.00
36	011113200100	459-2000	INTEGRATION & INTER-GOVERNMENTAL AFFAIRS	3,000,000.00	4,401,690.17	1,401,690.17
37	011200300100	459-2100	HOUSE OF ASSEMBLY	392,870,000.00	550,000,000.00	157,130,000.00
38	011200400100	459-2200	HOUSE OF ASSEMBLY SERVIC COMMISSION	5,500,000.00	17,000,000.00	11,500,000.00
39	12300100100	457-0102	MINISTRY OF INFORMATION, YOUTH AND SPORT (CIVIC ORIENTATION)	4,000,000.00	6,803,380.34	2,803,380.34
40	012300300100	457-0200	BROADCASTING SERVICE OF EKITI STATE	94,852,873.16	3,000,000.00	(91,852,873.16)
41	012301300100	457-0300	GOVERNMENT PRINTING PRESS	-	1,700,845.09	1,700,845.09
42	012400700100	458-1102	EKITI STATE FIRE SERVICE	3,820,000.00	4,803,380.34	983,380.34
43	012500100100	459-0600	OFFICE OF THE HEAD OF SERVICE	9,250,000.00	20,000,000.00	10,750,000.00
44	012500100200	459-3901	PERSONNEL DEPARTMENT (CSC)	1,200,000.00	1,800,000.00	600,000.00
45	012500500100	459-2300	OFFICE OF ESTABLISHMENT AND TRAINING	40,245,000.00	100,000,000.00	59,755,000.00
46	012500500200	459-2302	ESTABLISHMENT AND MANAGEMENT SERVICES DEPT. (ESTABS)	1,000,000.00	2,500,000.00	1,500,000.00
47	012500500300	459-2304	PENSIONS DEPARTMENT (ESTABS)	1,200,000.00	2,500,000.00	1,300,000.00
48	012500500400	459-2305	STAFF MATTERS AND INDUSTRIAL RELATIONS DEPARTMENT (ESTABS)	1,000,000.00	2,500,000.00	1,500,000.00
49	012500500500	459-2306	TRAINING AND MANPOWER DEPARTMENT (ESTABS)	1,000,000.00	3,500,000.00	2,500,000.00
50	012500500600	459-2400	STAFF DEVELOPMENT CENTRE (ESTABS)	910,000.00	10,000,000.00	9,090,000.00
51	012500500700	459-2500	STAFF HOUSING LOANS BOARD (ESTABS)	126,733.40	1,700,000.00	1,573,266.60
52	012500600100	459-0601	PUBLIC SERVICE COORDINATING UNIT (HOS)	1,900,000.00	3,061,521.15	1,161,521.15
53	014000100100	459-2800	STATE AUDITOR GENERAL OFFICE	10,279,500.00	13,606,760.68	3,327,260.68
54	014000100300	459-2900	OFFICE OF THE AUDITOR GENERAL FOR LOCAL GOVERNMENT	2,950,000.00	11,338,967.23	8,388,967.23

S/NO	ADMIN CODE	HEAD	MINISTRIES/DEPARTMENTS/AGENCIES	2017		
				ACTUAL	BUDGET	VARIANCE
				N		N
55	014700100100	459-3900	CIVIL SERVICE COMMISSION	17,000,000.00	22,088,450.85	5,088,450.85
56	014700200100	459-4600	CIVIL SERVICE TRANSFORMATION	1,400,000.00	2,551,267.63	1,151,267.63
57	014700300100	459-2700	EKITI STATE LOCAL GOVERNMENT SERVICE COMMISSION	-	-	-
58		459-2803	MONITORING AND SPECIAL AUDIT DEPARTMENT	-	2,000,000.00	2,000,000.00
59		459-2601	PENSION TRANSITION ARRANGEMENT DEPARTMENT (PTAD)	2,500,000.00	8,000,000.00	5,500,000.00
60		459-0413	GOVERNMENT ASSETS UNIT	500,000.00	2,500,000.00	2,000,000.00
61		459-5601	HUMAN CAPITAL DEVELOPMENT	500,000.00	2,000,000.00	1,500,000.00
62		459-5903	STATE FISCAL EFFICIENCY UNIT	2,500,000.00	5,000,000.00	2,500,000.00
63		459-	MANAGEMENT SERVICE DEPT. (AG)		2,000,000.00	2,000,000.00
64		459 -070	SUPERVISION AND MONITORING OF PROJECT (BPP)		2,000,000.00	2,000,000.00
65	014800100100	459-4100	STATE INDEPENDENT ELECTORAL COMMISSION	10,000,000.00	12,000,000.00	2,000,000.00
			TOTAL ADMINISTRATIVE SECTOR	1,723,912,981.16	2,163,274,980.84	439,361,999.68
			ECONOMICS SECTOR			
66	021500100100	451-0100	MINISTRY OF AGRICULTURE AND RURAL DEVELOPMENT	2,680,000.00	8,000,000.00	5,320,000.00
67	021500100200	451-1100	RURAL DEVELOPMENT	2,000,000.00	3,968,638.53	1,968,638.53
68	021500100300	451-0200	DIRECTORATE OF FARM SETTLEMENT AND PEASANT FARMER DEVELOPMENT	660,000.00	2,834,741.81	2,174,741.81
69	021502100200	455-0200	SCHOOL AGRICULTURE AND ENTERPRISE	660,000.00	1,524,608.46	864,608.46
70	021510200100	451-0500	AGRICULTURAL DEVELOPMENT PROJECT	5,000,000.00	7,000,000.00	2,000,000.00
71	021510200200	451-0600	FADAMA PROJECT	-	2,000,000.00	2,000,000.00
72	021510200400	459-5900	STATE COMMITTEE ON FOOD AND NUTRITION (UNICEF ASSISTED)	500,000.00	7,653,802.88	7,153,802.88

S/NO	ADMIN CODE	HEAD	MINISTRIES/DEPARTMENTS/AGENCIES	2017		
				ACTUAL	BUDGET	VARIANCE
				N		N
73	021510900100	458-0800	FORESTRY DEPARTMENT	320,000.00	2,000,000.00	1,680,000.00
74	021511000100	451-0300	FOUNTAIN AGRIC MARKETING AGENCY	1,200,000.00	4,800,000.00	3,600,000.00
75	022000100100	453-0400	MINISTRY OF FINANCE AND ECONOMIC DEVELOPMENT	40,852,000.00	52,500,000.00	11,648,000.00
76	022000200100	453-0403	DEBT MANAGEMENT OFFICE	2,600,000.00	3,401,690.17	801,690.17
77	022000300100	459-3104	BUDGET DEPARTMENT	2,700,000.00	6,500,000.00	3,800,000.00
78	022000400100	453-0405	EXPENDITURE DEPARTMENT	3,500,000.00	5,669,483.62	2,169,483.62
79	022000500100	453-0406	STATE FINANCES DEPARTMENT	2,500,000.00	5,669,483.62	3,169,483.62
80	022000600100	459-5200	CENTRAL INTERNAL AUDIT OFFICE	6,520,000.00	8,250,000.00	1,730,000.00
81	022000700100	459-3600	OFFICE OF THE ACCOUNTANT GENERAL	34,206,150.00	48,016,901.70	13,810,751.70
82	022000700200	459-3602	MAIN ACCOUNTS DEPARTMENT (AG)	2,270,000.00	3,000,000.00	730,000.00
83	022000700300	459-3601	CENTRAL PAY OFFICE	1,500,000.00	4,000,000.00	2,500,000.00
84	022000700400	459-3603	PROJECT FINANCE MANAGEMENT UNIT (PFMU)	600,000.00	2,834,741.81	2,234,741.81
85	022000700500	459-3604	IPSAS STEERING COMMITTEE	1,200,000.00	2,494,572.79	1,294,572.79
86	022000700600	459-3606	SIFMIS (STATE INTEGRATED FINANCIAL MANAGEMENT INFORMATION SYSTEM)	1,000,000.00	2,041,014.10	1,041,014.10
87	022000800100	459-3800	INTERNAL REVEUNE SERVICE	107,052,327.86	176,500,000.00	69,447,672.14
88	022000800200	459-3109	SUSTAINABLE IGR COMMITTEE	2,800,000.00	6,123,042.31	3,323,042.31
89	022200100100	452-0100	MINISTRY OF COMMERCE, INDUSTRIES AND COOPERATIVES	4,000,000.00	9,071,173.79	5,071,173.79
90	022200100200	459-3101	MULTI LATERAL DEPARTMENT	400,000.00	4,500,000.00	4,100,000.00
91	022200100300	453-0401	STATE REVENUE AND INVESTMENT COMMITTEE	1,700,000.00	3,571,774.68	1,871,774.68
92	022200100500	453-0700	EKITI STATE ENTERPRISES DEVELOPMENT AGENCY	1,400,000.00	3,834,741.81	2,434,741.81

S/NO	ADMIN CODE	HEAD	MINISTRIES/DEPARTMENTS/AGENCIES	2017		
				ACTUAL	BUDGET	VARIANCE
				N		N
93	022200100600	454-0300	MULTI PURPOSE CREDIT AGENCY	1,000,000.00	3,000,000.00	2,000,000.00
94	022200900100	459-4200	PETROLEUM PRODUCTS CONSUMER PROTECTION UNIT	250,000.00	2,000,000.00	1,750,000.00
95	022700100200	454-0100	BUREAU OF PRODUCTIVITY AND EMPOWERMENT	1,200,000.00	3,968,638.53	2,768,638.53
96	022700500100	454-0200	JOB CREATION AND EMPLOYMENT AGENCY	1,320,000.00	3,834,741.81	2,514,741.81
97	022700600100	459-3500	STATE GOVERNANCE AND CAPACITY BUILDING	500,000.00	2,500,000.00	2,000,000.00
98	022800700100	459-1503	BUREAU OF INFORMATION, COMMUNICATION AND TECHNOLOGY (ICT)	1,692,000.00	3,000,000.00	1,308,000.00
99	022905300100	454-1200	DEPARTMENT OF PUBLIC TRANSPORTATION	520,000.00	1,466,182.38	946,182.38
100	022905500100	454-1100	EKITI STATE TRAFFIC MANAGEMENT AGENCY	2,000,000.00	3,061,521.15	1,061,521.15
101	023100300100	454-0600	EKITI STATE ELECTRICITY BOARD	27,000,000.00	40,000,000.00	13,000,000.00
102	023305100100	452-0300	EKITI STATE MINERAL RESOURCES DEVELOPMENT AGENCY	1,000,000.00	5,000,000.00	4,000,000.00
103	023305100200	452-0102	MINERAL RESOURCES AND ENVIRONMENTAL COMMITTEE	1,000,000.00	5,000,000.00	4,000,000.00
104	023400100100	454-1000	MINISTRY OF WORKS AND TRANSPORT	2,693,000.00	9,071,173.79	6,378,173.79
105	023400200100	458-0500	OFFICE OF SURVEYOR -GENERAL OF THE STATE	1,688,000.00	3,000,000.00	1,312,000.00
106	023400400100	454-1400	EKITI STATE ROAD MAINTENMENT AGENCY (EKROMA) (PUBLIC WORKS CORPORATION)	2,800,000.00	5,102,535.26	2,302,535.26
107	023600100100	453-0300	TOURISM DEVELOPMENT AGENCY	1,500,000.00	3,551,267.63	2,051,267.63
108	023600400100	453-0200	COUNCIL FOR ART AND CULTURE	1,400,000.00	3,675,709.49	2,275,709.49
109	023600400200	453-0100	BUREAU OF TOURISM ART AND CULTURE	1,400,000.00	3,551,267.63	2,151,267.63
110	023800100100	459-3100	BUDGET AND ECONOMIC PLANNING (MIN. OF BUDGET)	5,692,000.00	10,205,070.51	4,513,070.51
111	023800100200	459-3105	BUDGET MONITORING COMMITTEE	2,487,500.00	5,000,000.00	2,512,500.00
112	023800100300	459-3112	BUDGET TRACKING AND AUTOMATION	500,000.00	6,000,000.00	5,500,000.00

S/NO	ADMIN CODE	HEAD	MINISTRIES/DEPARTMENTS/AGENCIES	2017		
				ACTUAL	BUDGET	VARIANCE
				N		N
113	023800100500	459-3103	DEVELOPMENT PLANNING AND STRATEGY COMMITTEE (MB&EP)	281,250.00	2,500,000.00	2,218,750.00
114	023800100600	459-3102	ECONOMIC DEVELOPMENT COUNCIL (MB&EP)	750,000.00	10,000,000.00	9,250,000.00
115	023800400100	459-3200	BUREAU OF STATISTICS	1,400,000.00	5,000,000.00	3,600,000.00
116	023800400200	459-3400	MILLENIUUM DEVELOPMENT GOALS (MDG) OFFICE	400,000.00	1,700,845.09	1,300,845.09
117	023800400300	459-3401	CGS TO LGAS TRACK (MDG)	1,400,000.00	2,551,267.63	1,151,267.63
118	023800400400	459-3402	DEVELOPMENT RELATIONS (MDGS)	400,000.00	1,020,507.05	620,507.05
119	025000100100	459-4000	FISCAL RESPONSIBILITY COMMISSION	2,000,000.00	5,669,483.62	3,669,483.62
120	025000100200	453-0402	FISCAL COMMITTEE SECRETARIAT	9,900,000.00	11,354,647.97	1,454,647.97
121	025210200100	454-0800	EKITI STATE WATER CORPORATION	4,500,000.00	10,000,000.00	5,500,000.00
122	025210300100	454-0900	RURAL WATER SUPPLY AND SANITATION AGENCY	600,000.00	3,000,000.00	2,400,000.00
123	025300100100	458-0100	MINISTRY OF LAND, HOUSING AND URBAN DEVELOPMENT	5,620,000.00	9,071,173.79	3,451,173.79
124	025301000100	458-0200	STATE HOUSING CORPORATION	80,909,685.90	5,000,000.00	(75,909,685.90)
125	025305200100	458-0300	PLANNING PLANNING PERMIT AGENCY	-	2,000,000.00	2,000,000.00
126	025305600100	458-0600	URBAN RENEWAL AGENCY (CAPITAL URBAN DEVELOPMENT AUTHORITY)	900,000.00	2,737,930.42	1,837,930.42
127	026100100100	454-0500	MINISTRY OF PUBLIC UTILITIES	2,500,000.00	8,000,000.00	5,500,000.00
128	23100300200	454-0601	MONITORING OF GOVT. HOUSE PREMISES/TOWN ELECT.	500,000.00	3,000,000.00	2,500,000.00
129	026100100200	459-4300	UTILITY SERVICE DEPARTMENT	1,000,000.00	6,000,000.00	5,000,000.00
130		459-3115	ACTIVITIES OF THE NATIONAL CASH TRANSFER OFFICE	500,000.00	2,000,000.00	1,500,000.00
131		459-3114	DEVELOPMENT PARTNERS AND AIDS COORDINATION (MBEP)	500,000.00	3,000,000.00	2,500,000.00
132		459-3113	MEDIUM TERM EXPENDITURE FRAMEWORK	1,000,000.00	4,000,000.00	3,000,000.00

S/NO	ADMIN CODE	HEAD	MINISTRIES/DEPARTMENTS/AGENCIES	2017		
				ACTUAL	BUDGET	VARIANCE
				N		N
			TOTAL ECONOMIC SECTOR	402,523,913.76	607,354,375.83	204,830,462.07
			SOCIAL SECTOR			
133	051305100100	457-0400	YOUTH DEVELOPMENT	1,400,000.00	2,551,267.63	1,151,267.63
134	051305200100	459-3110	YOUTH EMPLOYMENT AND SOCIAL SUPPORT OPERATION (YESSO)	750,000.00	5,000,000.00	4,250,000.00
135	051400100100	457-0600	MINISTRY OF WOMEN AFFAIRS, GENDER EMPOWERMENT & SOCIAL WELFARE	3,109,000.00	7,937,277.06	4,828,277.06
136	051400200200	457-0700	WOMEN DEVELOPMENT CENTRE, IGEDE-EKITI (WOMENT AFFAIRS)	67,500.00	566,948.36	499,448.36
137	051405500100	457-0601	STATE CHILD'S RIGHT IMPLEMENTATION AND MONITORING COMMITTEE (WOMEN AFFAIRS)	1,232,500.00	1,530,760.58	298,260.58
138	051700100100	455-0100	MINISTRY OF EDUCATION, SCIENCE AND TECHNOLOGY	4,000,000.00	9,000,000.00	5,000,000.00
139	051700300100	455-0400	STATE UNIVERSAL BASIC EDUCATION BOARD	54,246,170.00	36,000,000.00	(18,246,170.00)
140	051700800100	455-0800	EKITI STATE LIBRARY BOARD	1,800,000.00	3,000,000.00	1,200,000.00
141	051700900100	455-0106	MONITORING OF PUBLIC SCHOOLS		2,721,352.14	2,721,352.14
142	051705400100	455-0700	STATE TEACHING SERVICE COMMISSION	11,000,000.00	15,000,000.00	4,000,000.00
143	051705500100	455-0500	BOARD FOR TECHNICAL AND VOCATIONAL EDUCATION	1,236,600.00	1,700,000.00	463,400.00
144	051705500200	455-0600	AGENCY FOR ADULT AND NON-FORMAL EDUCATION	400,000.00	1,700,000.00	1,300,000.00
145	051705500300	452-0101	COOPERATIVE DEPARTMENT AND COOPERATIVE COLLEGE, IJERO-EKITI	900,000.00	1,700,845.09	800,845.09
146	051705600100	455-0300	STATE SCHOLARSHIP BOARD	400,000.00	3,401,690.17	3,001,690.17
147	051705600200	455-0900	EDUCATION TRUST(ENDOWMENT) FUND	4,100,700.00	2,551,267.63	(1,549,432.37)
148	052100100100	456-0100	MINISTRY OF HEALTH	5,251,200.00	9,000,000.00	3,748,800.00
149	052100100200	456-0700	EKITI STATE AIDS CONTROL AGENCY	1,800,000.00	3,061,521.15	1,261,521.15

S/NO	ADMIN CODE	HEAD	MINISTRIES/DEPARTMENTS/AGENCIES	2017		
				ACTUAL	BUDGET	VARIANCE
				N		N
150	052100300100	456-0400	PRIMARY HEALTHCARE DEVELOPMENT AGENCY	2,200,000.00	6,000,000.00	3,800,000.00
151	052110200100	456-0600	HOSPITAL MANAGEMENT BOARD	71,748,744.29	8,504,225.43	(63,244,518.86)
152	052111300100	456-0500	CENTRAL MEDICAL STORE	460,000.00	1,500,000.00	1,040,000.00
153	053500100100	458-0700	MINISTRY OF ENVIRONMENT	4,060,000.00	14,000,000.00	9,940,000.00
154	053501600100	458-0900	STATE ENVIRONMENTAL PROTECTION AGENCY	600,000.00	1,700,845.09	1,100,845.09
155	053505300100	458-1000	EKITI STATE WASTE MANAGEMENT BOARD	3,033,333.40	7,754,627.37	4,721,293.97
156	053505500100	458-0701	MONTHLY SANITATION EXERCISE	3,500,000.00	5,803,380.34	2,303,380.34
157	053905100100	457-0500	EKITI STATE SPORT COUNCIL	2,000,000.00	13,000,000.00	11,000,000.00
158	0505100100100	459-1300	MINISTRY FOR LOCAL GOVERNMENT, COMMUNITY DEVELOPMENT AND CHIEFTANCY AFFAIRS-STATE	2,600,000.00	6,000,000.00	3,400,000.00
159	0505100100100	459-1301	COMMUNITY DEVELOPMENT	600,000.00	1,585,460.29	985,460.29
160	0505100200100	459-1400	CHIEFTANCY AFFAIRS	2,000,000.00	3,968,638.53	1,968,638.53
161		457-0607	GOVT. PUPILS IN CHILDREN HOME NUR/PRY SCHOOL	-	3,000,000.00	3,000,000.00
162		455-0701	TEACHING SERVICE COMMISSION LOANS BOARD	500,000.00	2,000,000.00	1,500,000.00
163		455-	SUBEB STAFF HOUSING LOANS BOARD	-	2,000,000.00	2,000,000.00
164	0505100300100	459-1401	EKITI STATE COUNCIL OF OBAS	8,273,680.00	17,000,000.00	8,726,320.00
			TOTAL SOCIAL SECTOR	193,269,427.69	200,240,106.86	6,970,679.17
			REGIONAL SECTOR			
165	045102100200	459-4400	SERVE-EKS	800,000.00	1,530,760.58	730,760.58
166	045102100300	459-4401	SERVE-EKS STEERING COMMITTEE	100,000.00	510,253.53	410,253.53

S/NO	ADMIN CODE	HEAD	MINISTRIES/DEPARTMENTS/AGENCIES	2017		
				ACTUAL	BUDGET	VARIANCE
				N		N
			TOTAL REGIONAL SECTOR	900,000.00	2,041,014.11	1,141,014.11
			LAW AND JUSTICE SECTOR			
167	032600100100	459-0100	MINISTRY OF JUSTICE	2,600,000.00	10,205,070.51	7,605,070.51
168	032600700200		NEWLY CREATED MDAs	-	6,577,333.58	6,577,333.58
169	032600700200	459-5700	OFFICE OF PUBLIC DEFENDER	1,500,000.00	5,200,000.00	3,700,000.00
			TOTAL LAW AND JUSTICE SECTOR	4,100,000.00	21,982,404.09	17,882,404.09
			SUMMARY			
			ADMINISTRATIVE SECTOR	1,723,912,981.16	2,163,274,980.84	439,361,999.68
			ECONOMIC SECTOR	402,523,913.76	607,354,375.83	204,830,462.07
			SOCIAL SECTOR	193,269,427.69	200,240,106.86	6,970,679.17
			REGIONAL SECTOR	900,000.00	2,041,014.11	1,141,014.11
			LAW AND JUSTICE SECTOR	4,100,000.00	21,982,404.09	17,882,404.09
			TOTAL	2,324,706,322.61	2,994,892,881.73	670,186,559.12

EKITI STATE OF NIGERIA

FINANCIAL STATEMENTS FOR THE YEAR ENDED 31ST DECEMBER, 2017

NOTES TO THE FINANCIAL STATEMENTS

NOTE 12: TRANSFER TO OTHER FUNDS

S/NO	ADMIN CODE	HEAD	MINISTRIES/DEPARTMENTS/AGENCIES	2017		
				ACTUAL	BUDGET	VARIANCE
				N	N	N
			ADMINISTRATIVE SECTOR			
1	012500500100	459-2300	OFFICE OF ESTABLISHMENT AND TRAINING	35,953,759.27	62,200,000.00	26,246,240.73
2	011200400100	459-2200	HOUSE OF ASSEMBLY SERVICE COMMISSION	-	20,669,483.62	20,669,483.62
3	012300100100	457-0100	MINISTRY OF INFORMATION, SOCIAL DEVELOPMENT, SPORTS AND CULTURE	-	16,441,502.49	16,441,502.49
4	011100100100	459-0400	GENERAL ADMINISTRATION DEPARTMENT	190,745,000.00	378,754,232.64	188,009,232.64
5	011101300200	459-5100	POLITICAL AND ECONOMIC AFFAIRS DEPARTMENT	173,810,000.00	1,230,389,672.35	1,056,579,672.35
6	011100800100	458-1200	EKITI STATE EMERGENCY MANAGEMENT AGENCY(SEMA)	6,550,000.00	12,173,709.04	5,623,709.04
7	011200300100	459-2100	HOUSE OF ASSEMBLY	28,800,000.00	71,775,662.59	42,975,662.59
8	014000100100	459-2800	STATE AUDITOR-GENERAL'S OFFICE	-	10,000,000.00	10,000,000.00
9		459-2900	STATE AUDITOR-GENERAL FOR LOCAL GOVERNMENT	1,500,000.00	5,000,000.00	3,500,000.00
10	011103800100	459-1800	CHRISTIAN PILGRIMS BOARD	-	20,000,000.00	20,000,000.00
11	011103700100	459-1900	MUSLIM PILGRIMS BOARD	-	25,000,000.00	25,000,000.00

S/NO	ADMIN CODE	HEAD	MINISTRIES/DEPARTMENTS/AGENCIES	2017		
				ACTUAL	BUDGET	VARIANCE
				N	N	N
12	014700100100	459-3900	CIVIL SERVICE COMMISSION	-	2,267,793.45	2,267,793.45
13	011103400200	459-4500	OFFICE OF PUBLIC DEFENDER	-	8,000,000.00	8,000,000.00
			TOTAL ADMINISTRATIVE SECTOR	437,358,759.27	1,862,672,056.18	1,425,313,296.91
			ECONOMIC SECTOR			
14	23600400200		BUREAU OF TOURISM, ARTS AND CULTURE	-	5,000,000.00	5,000,000.00
15	022000100100	453-0400	MINISTRY OF FINANCE	4,395,407,722.76	5,862,569,234.05	1,467,161,511.29
16	022200100100	453-0700	EKITI STATE ENTERPRISES DEVELOPMENT AGENCY	-	-	-
17	022000700100	459-3600	OFFICE OF THE ACCOUNTANT GENERAL	48,922,991.00	167,092,959.37	118,169,968.37
18	022700500100	454-0200	JOB CREATION AND EMPLOYMENT AGENCY	-	5,669,483.62	5,669,483.62
19	022800700200	459-1504	BUREAU OF COMMUNICATION TECHNOLOGY AND SOCIAL MEDIA	4,500,000.00	8,656,521.64	4,156,521.64
20	023800100100	459-3100	MINISTRY OF BUDGET, ECONOMIC PLANNING AND SERVICE DELIVERY	31,040,500.00	79,372,770.65	48,332,270.65
21	022905500100	454-1100	EKITI STATE TRAFFIC MANAGEMENT AGENCY	17,400,000.00	40,000,000.00	22,600,000.00
22	023800400100	459-3200	BUREAU OF STATISTICS	-	10,000,000.00	10,000,000.00
23	025210200100	454-0800	EKITI STATE WATER CORPORATION	61,900,000.00	100,000,000.00	38,100,000.00
24		458-0101	MINISTRY OF LANDS, HOUSING AND URBAN DEVT.	11,000,000.00	15,000,000.00	4,000,000.00
			TOTAL ECONOMIC SECTOR	4,570,171,213.76	6,293,360,969.33	1,723,189,755.57
			SOCIAL SECTOR			

S/NO	ADMIN CODE	HEAD	MINISTRIES/DEPARTMENTS/AGENCIES	2017		
				ACTUAL	BUDGET	VARIANCE
				N	N	N
25	051700100100	455-0100	MINISTRY OF EDUCATION, SCIENCE AND TECHNOLOGY	1,614,786,557.84	1,700,744,689.66	85,958,131.82
26	051705300100	455-0500	BOARD OF TECHNICAL AND VOCATIONAL EDUCATION	13,295,350.00	77,240,037.17	63,944,687.17
27	051705500200	455-0600	AGENCY FOR ADULT AND NON-FORMAL EDUCATION	8,000,000.00	24,169,483.62	16,169,483.62
28	052100100100	456-0100	MINISTRY OF HEALTH	67,000,000.00	80,000,000.00	13,000,000.00
29	051705600100	455-0300	EKITI STATE SCHOLARSHIP BOARD	850,000.00	68,033,803.41	67,183,803.41
30	053500100100	458-0700	MINISTRY OF ENVIRONMENT	20,250,000.00	25,000,000.00	4,750,000.00
31	053505300100	458-1000	EKITI STATE WASTE MANAGEMENT BOARD	99,896,000.00	107,556,000.00	7,660,000.00
32	051400100100	457-0600	MINISTRY OF WOMEN AFFAIRS, GENDER EMPOWERMENT & SOCIAL WELFARE	22,494,292.03	120,395,173.59	97,900,881.56
33	051300100100	457-0400	YOUTH DEVELOPMENT	1,800,000.00	3,050,302.36	1,250,302.36
34	053905100200	457-0500	SPORTS COUNCIL	-	19,691,050.50	19,691,050.50
35	051700300100	455-0400	SUBEB	-	2,000,000.00	2,000,000.00
			TOTAL SOCIAL SECTOR	1,848,372,199.87	2,227,880,540.31	379,508,340.44
			REGIONAL SECTOR			
36	045102100200	459-4400	SERVE-EKS	-	-	-
			TOTAL REGIONAL SECTOR	-	-	-
			LAW AND JUSTICE SECTOR			
37		433125	MINISTRY OF JUSTICE	250,205,550.00	335,423,496.94	85,217,946.94

S/NO	ADMIN CODE	HEAD	MINISTRIES/DEPARTMENTS/AGENCIES	2017		
				ACTUAL	BUDGET	VARIANCE
				N	N	N
			TOTAL LAW AND JUSTICE SECTOR	250,205,550.00	335,423,496.94	85,217,946.94
			SUMMARY			
			ADMINISTRATIVE SECTOR	437,358,759.27	1,862,672,056.18	1,425,313,296.91
				4,570,171,213.76	6,293,360,969.33	1,723,189,755.57
			SOCIAL SECTOR	1,848,372,199.87	2,227,880,540.31	379,508,340.44
			REGIONAL SECTOR	-	-	-
			LAW AND JUSTICE SECTOR	250,205,550.00	335,423,496.94	85,217,946.94
			TOTAL	7,106,107,722.90	10,719,337,062.76	3,613,229,339.86

EKITI STATE OF NIGERIA**FINANCIAL STATEMENTS FOR THE YEAR ENDED 31ST DECEMBER, 2017****NOTES TO THE FINANCIAL STATEMENTS****NOTE 13: SUBVENTION/GRANTS TO TERTIARY INSTITUTIONS AND PARASTATALS**

S/NO	ADMIN CODE	HEAD	TETIARY INSTITUTIONS/PARASTALTALS	2017		
				ACTUAL	BUDGET	VARIANCE
				N	N	N
1	012300200100	457-0102	MINISTRY OF INFORMATION, YOUTH AND SPORT (CIVIC ORIENTATION)	4,000,000.00	11,699,924.35	7,699,924.35
2	012400400100	457-0415	NIGERIA SECURITY AND CIVIL DEFENCE CORPS	6,999,996.00	8,164,056.11	1,164,060.11
3	012400400200	459-2303	NIGERIAN LEGION	1,800,000.00	2,700,000.00	900,000.00
4	031800100100	459-0200	THE JUDICIARY	958,826,162.00	1,218,216,870.34	259,390,708.34
5	031801100100	459-0300	JUDICIAL SERVICE COMMISSION	65,191,992.00	110,937,887.83	45,745,895.83
6	051701800100	455-1200	COLLEGE OF EDUCATION - IKERE EKITI	2,674,256,209.00	4,007,921,949.61	1,333,665,740.61
7	051702100100	455-1000	EKITI STATE UNIVERSITY	7,358,855,423.00	5,891,125,264.12	(1,467,730,158.88)
8	052102600100	456-0300	EKITI STATE UNIVERSITY TEACHING HOSPITAL	2,775,318,783.28	3,200,000,000.00	424,681,216.72
9	052110600100	456-0200	COLLEGE OF HEALTH TECHNOLOGY	440,502,239.48	442,227,478.69	1,725,239.21
10	053905100200	457-0405	EKITI UNITED FOOTBALL CLUB	45,000,000.00	64,600,000.00	19,600,000.00
			TOTAL	14,330,750,804.76	14,957,593,431.05	626,842,626.29

EKITI STATE OF NIGERIA

FINANCIAL STATEMENTS FOR THE YEAR ENDED 31ST DECEMBER, 2017

NOTES TO THE FINANCIAL STATEMENTS

NOTE 14: SCHEDULE OF PROPERTY, PLANT AND EQUIPMENT (PPE)

	LAND & BUILDING	INFRASTRUCTURE	PLANT & MACHINERY	TRANSPORTATION EQUIPMENT	OFFICE EQUIPMENT	FURNITURES & FITTINGS	TOTAL
DEPRECIATION RATE	5%	5%	10%	20%	25%	20%	
	N	N	N	N	N	N	N
COST AS AT 1/1/17	-	-	-	-	-	-	-
ADDITION	641,662,390.40	1,723,557,750.13	138,392,326.09	717,334,681.97	79,346,602.50	70,266,830.00	3,370,560,581.09
DISPOSAL	-	-	-	-	-	-	-
TRANSFER/ ADJUSTMENT	-	-	-	-	-	-	-
COST AS AT 31/12/17	641,662,390.40	1,723,557,750.13	138,392,326.09	717,334,681.97	79,346,602.50	70,266,830.00	3,370,560,581.09
DEPRECIATION:							-
DEPRECIATION AS AT 1/1/17	-	-	-	-	-	-	-
CHARGE FOR THE YEAR	32,083,119.52	86,177,887.51	13,839,232.61	143,466,936.39	19,836,650.63	14,053,366.00	309,457,192.65
DISPOSAL	-	-	-	-	-	-	-
TRANSFER/ ADJUSTMENT	-	-	-	-	-	-	-
AS AT 31/12/17	32,083,119.52	86,177,887.51	13,839,232.61	143,466,936.39	19,836,650.63	14,053,366.00	309,457,192.65
NET BOOK VALUE (31/12/17)	609,579,270.88	1,637,379,862.62	124,553,093.48	573,867,745.58	59,509,951.88	56,213,464.00	3,061,103,388.44

EKITI STATE OF NIGERIA

FINANCIAL STATEMENTS FOR THE YEAR ENDED 31ST DECEMBER, 2017

NOTES TO THE FINANCIAL STATEMENTS

NOTE 14B: DEPRECIATION CHARGES; PROPERTY, PLANT AND EQUIPMENT (PPE)

S/NO	DETAILS	2017
		N
1	LAND AND BUILDING	32,083,119.52
2	INFRASTRUCTURE	86,177,887.51
3	PLANT AND MACHINERY	13,839,232.61
4	TRANSPORTATION EQUIPMENT	143,466,936.39
5	OFFICE EQUIPMENT	19,836,650.63
6	FURNITURES AND FITTINGS	14,053,366.00
	TOTAL	309,457,192.65

NOTE 15: AMMORTIZATION CHARGES; INTANGIBLE ASSETS

S/NO	DETAILS	2017
		N
1	GOODWILL	-
2	PATENT RIGHT	-
3	TRADE MARK	-
4	FRANCHISE	-
	TOTAL	-

EKITI STATE OF NIGERIA

FINANCIAL STATEMENTS FOR THE YEAR ENDED 31ST DECEMBER, 2017

NOTES TO THE FINANCIAL STATEMENTS

NOTE 16: CAPITAL EXPENDITURE THAT CANNOT BE CLASSIFIED INTO PPE

S/NO	DETAILS	EXECUTING MDAs	2017		
			ACTUAL	BUDGET	VARIANCE
1	CONDUCT OF ELECTIONS	EKITI STATE INDEPENDENT ELECTORAL COMMISSION	230,052,000.00	388,000,000.00	157,948,000.00
2	PRODUCTION AND CIRCULATION OF AUDITOR-GENERAL 2016 REPORT	OFFICE OF THE STATE AUDITOR-GENERAL	2,200,000.00	3,000,000.00	800,000.00
3	CLAERING AND MAINTENACE OF GOVERNMENT HOUSE	GOVERNMENT HOUSE AND PROTOCOL	132,635,608.00	236,000,000.00	103,364,392.00
4	GCCC COUNTERPART FUND FOR EKRUWASA (WATER) PROJECT	MINISTRY OF BUDGET AND ECONOMOIC PLANNING	428,800,000.00	5,139,651,532.75	4,710,851,532.75
5	COMMUNICATION WOKPLAN	MINISTRY OF INFORMATION	4,500,000.00	42,000,000.00	37,500,000.00
6	MEDIAL CAMPAING FOR CONTINUOUS VOTERS REGISTRATION	MINISTRY OF INFORMATION	52,400,000.00	250,000,000.00	197,600,000.00
7	SOCIAL SECURITY SCHEME	BUREAU OF PRODUCTIVITY AND EMPOWERMENT	378,270,950.00		-
8	GIFT, FOOD AND CASH TO LESS PRIVILEGE	BUREAU OF PRODUCTIVITY AND EMPOWERMENT	289,805,000.00		-
9	EMPOWERMENT TO FOOD AND DRINK TRADERS	BUREAU OF PRODUCTIVITY AND EMPOWERMENT	10,000,000.00	750,000,000.00	26,236,550.00
10	BIOMETRIC CAPTURE FOR REVOLVING LOAN	BUREAU OF PRODUCTIVITY AND EMPOWERMENT	487,500.00		-
11	CHRISTMAS GIFT FOR CHILDREN	BUREAU OF PRODUCTIVITY AND EMPOWERMENT	45,200,000.00		-
12	CLEARING OF BLOCKED DRAINAGE	STATE ENVIRONMENTAL PROTECTION AGENCY	2,621,934.89	185,000,000.00	182,378,065.11
13	PRODUCTION OF COMPEDIUM OF SOLUTION TO PAST WAEC EXAMS	MINISTRY OF EDUCATION	22,644,000.00	95,000,000.00	72,356,000.00
14	REMUNERATION FOR EMS INFORMATION CAPTURING	MINISTRY OF EDUCATION	41,600,000.00	60,000,000.00	18,400,000.00

S/NO	DETAILS	EXECUTING MDAs	2017		
15	CONTINUE ASSESSMENT MATERIALS	MINISTRY OF EDUCATION	6,397,900.00	13,000,000.00	6,602,100.00
16	FARM CRAFT TRAINING FOR THE BLINDS	MINISTRY OF WOMEN AFFAIR	669,500.00	3,000,000.00	2,330,500.00
17	CELEBRATION OF WORD CANCER DAY	MINISTRY OF WOMEN AFFAIR	900,000.00	1,000,000.00	100,000.00
18	CELEBRATION OF WOMEN DAY/EMPOWERMENT	MINISTRY OF WOMEN AFFAIR	218,005,000.00	500,000,000.00	281,995,000.00
19	FEASIBLY STUDY FOR UPGRADING OF TECHNICAL COLLEGES	BOAD FOR TECHNICAL AND VOCATIONAL EDUCATION	12,810,000.00	200,000,000.00	187,190,000.00
20	CONSULTANCY FEE FOR PAYROLL REVIEW	OFFICE OF THE ACCOUNTANT-GENERAL	33,048,001.05	125,000,000.00	91,951,998.95
21	MONITORING OF PRIVATE HOSPITALS	MINISTRY OF HEALTH	451,500.00	5,000,000.00	4,548,500.00
22	COMMUNICATION OF 2017 WORLD MALARIAL DAY	MINISTRY OF HEALTH	500,000.00	1,000,000.00	500,000.00
23	ADOLESCENT HEALTH PROMOTION PROGRAMS	MINISTRY OF HEALTH	220,000.00		-
24	INVESTIGATION AND SENSITIZATION ON MONKEY POX	MINISTRY OF HEALTH	12,000,000.00	20,000,000.00	7,780,000.00
25	SAFE GUARD OF LIVE OF CHILDREN UNDER FIVE YEARS	PRIMARY HEALTH CARE AGENCY	2,000,000.00	10,000,000.00	8,000,000.00
26	MAINTENANCE OF OFFICIAL WEBSITE	BUREAU OF ICT	591,400.00	7,100,000.00	6,508,600.00
27	STATE EDUCATION PROGRAME INVESTMENT PROJECT (SEPIP)	MINISTRY OF EDUCATION	357,740,118.30		(357,740,118.30)
28	YOUTH EMPLOYMENT AND SOCIAL SUPPORT OPERATION (YESSO)	MINISTRY OF BUDGET AND ECONOMOIC PLANNING	52,882,592.30		(52,882,592.30)
29	REFORM AND DEVELOPMENT PROJECT (PSGRDP)	OFFICE OF HEAD OF SERVICE	120,580,226.46		(120,580,226.46)
30	FADAMA	MINISTRY OF AGRIC	227,850,000.00		(227,850,000.00)
31	COMMUNITY DEVELOPMENT AGENCY	COMMUNITY DEVELOPMENT AGENCY	351,624,183.71		(351,624,183.71)
32	3RD NATIONAL URBAN WATER SECTOR REFORM PROJECT (3RD NUWRP)	RURAL WATER SUPPLY AND SANITATION AGENCY	240,814,796.80		(240,814,796.80)
	TOTAL		3,280,302,211.51	8,033,751,532.75	4,753,449,321.24

EKITI STATE OF NIGERIA**FINANCIAL STATEMENTS FOR THE YEAR ENDED 31ST DECEMBER, 2017****NOTES TO THE FINANCIAL STATEMENTS****NOTE 17: SCHEDULE OF INTANGIBLE ASSETS**

	GOODWILL	PATENT RIGHT	COPYRIGHT	TRADEMARK	SERVICES	TOTAL
DEPRECIATION RATE	5%	5%	10%	20%	25%	
	N	N	N	N	N	N
COST AS AT 1/1/17	-	-	-	-	-	-
ADDITION	-	-	-	-	-	-
DISPOSAL	-	-	-	-	-	-
TRANSFER/ ADJUSTMENT	-	-	-	-	-	-
COST AS AT 31/12/17	-	-	-	-	-	-
AMMORTIZATION AS AT 1/1/17	-	-	-	-	-	-
CHARGE FOR THE YEAR	-	-	-	-	-	-
DISPOSAL	-	-	-	-	-	-
TRANSFER/ ADJUSTMENT	-	-	-	-	-	-
AS AT 31/12/17	-	-	-	-	-	-
NET BOOK VALUE (31/12/17)	-	-	-	-	-	-

EKITI STATE OF NIGERIA

FINANCIAL STATEMENTS FOR THE YEAR ENDED 31ST DECEMBER, 2017

NOTES TO THE FINANCIAL STATEMENTS

NOTE 18 & 19: INTERNALLY GENERATED REVENUE (ACTUAL AMOUNT COLLECTED)

NOTE	ECONOMIC CODE	HEAD	DETAILS	ACTUAL N	BUDGET N	VARIANCE N
			TAX REVENUE			
	1201	401	Taxes:			
	12010101		Pay AsYou Earn	3,319,738,095.50	3,695,368,777.32	375,630,681.82
	12010112		Direct Assessment	173,217,961.47	350,000,000.00	176,782,038.53
	12010106		Development Levy	24,121,024.90	110,217,012.07	86,095,987.17
	12010106		Ekiti Comm Dev. Levy (TREASURY)	133,142,346.47	-	(133,142,346.47)
	12010107		Capital Gains Tax	20,000.00	150,000.00	130,000.00
	12010110		Withholding Tax	605,580,391.90	321,336,926.38	(284,243,465.52)
			Tax Audit	67,378,317.67	-	(67,378,317.67)
18			TOTAL TAX REVENUE	4,323,198,137.91	4,477,072,715.77	153,874,577.86
	1202		NON TAX REVENUE			
	120204	402	Fees and Fines	1,281,372,235.17	1,877,553,385.04	596,181,149.87
	120201	403	Licences	136,618,051.74	115,900,224.28	(20,717,827.46)
	120207	404	Earnings and Sales	97,454,535.29	173,013,804.73	75,559,269.44
	120208	405	Rent on Govt. Properties	39,610,756.55	32,688,963.12	(6,921,793.43)
	120211	406	Government Investment (Dividend)	56,333,177.00	5,000,000.00	(51,333,177.00)
	120213	407	Reimbursement			-
	120212	408	Miscellaneous	112,591,848.59	2,500,000.00	(110,091,848.59)
		409	Parastatals	5,854,675,302.06	4,432,961,710.30	(1,421,713,591.76)
19			TOTAL NON-TAX REVENUE	7,578,655,906.40	6,639,618,087.47	(939,037,818.93)
			TOTAL	11,901,854,044.31	11,116,690,803.24	(785,163,241.07)

EKITI STATE OF NIGERIA

FINANCIAL STATEMENTS FOR THE YEAR ENDED 31ST DECEMBER, 2017

NOTES TO THE FINANCIAL STATEMENTS

NOTE 20: DETAILS OF NON TAX REVENUE (ACTUAL AMOUNT COLLECTED)

ADMIN CODE	MDAs	FUNCTIONAL CODE	ACTUAL	BUDGET	VARIANCE
			N	N	N
	402 FINE AND FEES				
011100100100	GOVERNOR OFFICE (GAD)	70111	12,658,610.00	19,500,000.00	6,841,390.00
011100800100	STATE EMERGENCY MANAGEMENT AGENCY (SEMA)	70111	-	-	-
011110100100	BUREAU OF SPECIAL PROJECTS	70111	-	-	-
011111300100	GOVERNMENT HOUSE PROTOCOL	70111	120,000.00	1,004,837.07	884,837.07
011200300100	HOUSE OF ASSEMBLY	70111	-	-	-
011200400100	HOUSE OF ASSEMBLY SERVIC COMMISSION	70111	-	400,000.00	400,000.00
011101000100	BUREAU OF PUBLIC PROCUREMENT (BPP)	70112	-	-	-
014000100100	STATE AUDITOR GENERAL OFFICE	70112	85,000.00	696,422.68	611,422.68
014000100300	OFFICE OF THE AUDITOR GENERAL FOR LOCAL GOVERNMENT	70112	100,000.00	6,330,473.55	6,230,473.55
022000100100	MINISTRY OF FINANCE AND ECONOMIC DEVELOPMENT	70112	9,000.00	100,000.00	91,000.00
022000700100	OFFICE OF THE ACCOUNTANT GENERAL	70112	39,375,600.00	10,039,552.96	(29,336,047.04)
022000800100	INTERNAL REVENUE SERVICE	70112	43,063,705.10	24,600,000.00	(18,463,705.10)
022000800300	EKITI STATE SIGNAGE AND ADVERTISEMENT (IRS)	70112	-	18,087,067.28	18,087,067.28
011113200100	INTEGRATION & INTER-GOVERNMENTAL AFFAIRS	70122	-	-	-
011103500100	EKITI STATE PENSION COMMISSION/BOARD	70131	1,122,550.00	2,500,000.00	1,377,450.00

ADMIN CODE	MDAs	FUNCTIONAL CODE	ACTUAL	BUDGET	VARIANCE
			N	N	N
012500500100	OFFICE OF ESTABLISHMENT AND TRAINING	70131	2,903,450.00	4,000,000.00	1,096,550.00
014700100100	CIVIL SERVICE COMMISSION	70131	787,450.00	23,499.39	(763,950.61)
031801100200	JUDICIAL SERVICE COMMISSION	70131	-	-	-
023800400200	MILLENIUM DEVELOPMENT GOALS (MDG) OFFICE	70132	-	9,538,967.23	9,538,967.23
014800100100	STATE INDEPENDENT ELECTORAL COMMISSION	70160	40,000.00	-	(40,000.00)
032600100100	MINISTRY OF JUSTICE	70160	1,693,585.78	213,000,000.00	211,306,414.22
031800100100	THE JUDICIARY	70330	-	-	-
022200100100	MINISTRY OF COMMERCE, INDUSTRIES AND COOPERATIV	70411	9,786,784.60	18,000,000.00	8,213,215.40
022200100500	EKITI STATE ENTERPRISES DEVELOPMENT AGENCY	70411	-	-	-
022200900100	PETROLEUM PRODUCTS CONSUMER PROTECTION UNIT	70411	-	3,014,511.21	3,014,511.21
022700100200	BUREAU OF PRODUCTIVITY AND EMPOWERMENT	70412	-	800,000.00	800,000.00
021500100100	MINISTRY OF AGRICULTURE AND RURAL DEVELOPMENT	70421	28,406,500.00	28,290,000.00	(116,500.00)
021500100200	RURAL DEVELOPMENT	70421	-	-	-
021500100300	DIRECTORATE OF FARM SETTLEMENT AND PEASANT FAR	70421	6,764,125.00	15,000,000.00	8,235,875.00
021510900100	FORESTRY DEPARTMENT	70422	1,648,200.00	45,000,000.00	43,351,800.00
023305100100	EKITI STATE MINERAL RESOURCES DEVELOPMENT AGENCY	70422	-	30,000,000.00	30,000,000.00
023100300100	EKITI STATE ELECTRICITY BOARD	70435	-	300,000.00	300,000.00
023400100100	MINISTRY OF WORKS AND TRANSPORT	70443	11,766,000.00	20,048,370.71	8,282,370.71
023400200100	OFFICE OF SURVEYOR -GENERAL OF THE STATE	70443	13,149,810.00	14,800,000.00	1,650,190.00
022905500100	EKITI STATE TRAFFIC MANAGEMENT AGENCY	70452	60,000.00	4,905,104.50	4,845,104.50
012300200100	MINISTRY OF INFORMATION, YOUTH AND SPORT (CIVIC O	70460	35,000.00	182,673.72	147,673.72

ADMIN CODE	MDAs	FUNCTIONAL CODE	ACTUAL	BUDGET	VARIANCE
			N	N	N
012300300100	BROADCASTING SERVICE OF EKITI STATE	70460	-	1,000,000.00	1,000,000.00
053505300100	EKITI STATE WASTE MANAGEMENT BOARD	70510	-	1,200,000.00	1,200,000.00
053500100100	MINISTRY OF ENVIRONMENT	70560	2,974,301.00	5,000,000.00	2,025,699.00
053501600100	STATE ENVIRONMENTAL PROTECTION AGENCY	70560	2,685,000.00	7,000,000.00	4,315,000.00
025300100100	MINISTRY OF LAND, HOUSING AND URBAN DEVELOPMENT	70610	290,329,192.10	507,000,000.00	216,670,807.90
025301000100	STATE HOUSING CORPORATION	70610	-	-	-
025305200100	PLANNING PERMIT AGENCY	70610	-	-	-
026000100200	LAND SERVICES	70610	-	-	-
025305600100	URBAN RENEWAL AGENCY (CAPITAL URBAN DEVELOPMENT)	70620	-	1,000,000.00	1,000,000.00
026100100100	MINISTRY OF PUBLIC UTILITIES	70620	4,158,000.00	6,000,000.00	1,842,000.00
025210200100	EKITI STATE WATER CORPORATION	70630	-	50,000.00	50,000.00
025210300100	RURAL WATER SUPPLY AND SANITATION AGENCY	70630	-	2,802,859.66	2,802,859.66
052100100100	MINISTRY OF HEALTH	70721	4,943,670.00	7,500,000.00	2,556,330.00
052110200100	HOSPITAL MANAGEMENT BOARD	70731	102,414,386.54	97,702,254.28	(4,712,132.26)
	PRIMARY HEALTH CARE DEVELOPMENT AGENCY	71090	2,500.00	-	(2,500.00)
052111300100	CENTRAL MEDICAL STORE	70734	1,339,325.72	-	(1,339,325.72)
053905100100	EKITI STATE SPORT COUNCIL	70810	-	-	-
023600100100	TOURISM DEVELOPMENT AGENCY	70820	125,000.00	1,300,000.00	1,175,000.00
0505100100100	MINISTRY FOR LOCAL GOVERNMENT, COMMUNITY DEVELOPMENT	70820	970,000.00	3,000,000.00	2,030,000.00
0505100200100	CHIEFTANCY AFFAIRS	70820	-	1,500,000.00	1,500,000.00
012301300100	GOVERNMENT PRINTING PRESS	70830	160,000.00	649,994.50	489,994.50

ADMIN CODE	MDAs	FUNCTIONAL CODE	ACTUAL	BUDGET	VARIANCE
			N	N	N
051700300100	STATE UNIVERSAL BASIC EDUCATION BOARD	70912	3,330,000.00	3,500,000.00	170,000.00
051700800100	EKITI STATE LIBRARY BOARD	70960	-	36,796.30	36,796.30
051705400100	STATE TEACHING SERVICE COMMISSION	70960	-	-	-
051705500100	BOARD FOR TECHNICAL AND VOCATIONAL EDUCATION	70960	820,000.00	3,000,000.00	2,180,000.00
051705500200	AGENCY FOR ADULT AND NON-FORMAL EDUCATION	70960	-	-	-
051705600200	EDUCATION TRUST(ENDOWMENT) FUND	70960	326,962,019.33	250,000,000.00	(76,962,019.33)
051700100100	MINISTRY OF EDUCATION, SCIENCE ND TECHNOLOGY	70970	366,220,470.00	487,750,000.00	121,529,530.00
051400100100	MINISTRY OF WOMEN AFFAIRS, GENDER EMPOWERMEN	71090	363,000.00	400,000.00	37,000.00
	TOTAL FINE AND FEES		1,281,372,235.17	1,877,553,385.04	596,181,149.87
	403 LICENCE				
022000800100	INTERNAL REVENUE SERVICE	70112	102,918,271.74	80,000,000.00	(22,918,271.74)
022000700100		70112	17,125,130.00	-	(17,125,130.00)
021500100100	MINISTRY OF AGRICULTURE AND RURAL DEVELOPMENT	70421	13,274,650.00	32,000,224.28	18,725,574.28
025300100100	MINISTRY OF LAND, HOUSING AND URBAN DEVELOPMEN	70610	12,000.00	-	(12,000.00)
051400100100	MINISTRY OF WOMEN AFFAIRS, GENDER EMPOWERMEN	71090	3,288,000.00	3,900,000.00	612,000.00
	TOTAL LICENCE		136,618,051.74	115,900,224.28	(20,717,827.46)
	404 EARNING AND SALES				
011200300100	HOUSE OF ASSEMBLY	70111	-	1,000,000.00	1,000,000.00
011200400100	HOUSE OF ASSEMBLY SERVIE COMMISSION	70111	271,700.00	-	(271,700.00)
022000800100	INTERNAL REVENUE SERVICE	70112	4,850,000.00	8,000,000.00	3,150,000.00

ADMIN CODE	MDAs	FUNCTIONAL CODE	ACTUAL	BUDGET	VARIANCE
			N	N	N
014700100100	CIVIL SERVICE COMMISSION	70131	-	1,476,500.61	1,476,500.61
032600100100	MINISTRY OF JUSTICE	70160	182,000.00	7,000,000.00	6,818,000.00
022200100100	MINISTRY OF COMMERCE, INDUSTRIES AND COOPERATIV	70411	2,343,500.00	2,000,000.00	(343,500.00)
021500100200	RURAL DEVELOPMENT	70421	-	-	-
021510900100	FORESTRY DEPARTMENT	70422	61,345,320.00	55,338,595.00	(6,006,725.00)
023100300100	EKITI STATE ELECTRICITY BOARD	70435	-	-	-
023400200100	OFFICE OF SURVEYOR -GENERAL OF THE STATE	70443	141,500.00	200,000.00	58,500.00
012300200100	MINISTRY OF INFORMATION, YOUTH AND SPORT (CIVIC O	70460	1,043,121.44	151,609.17	(891,512.27)
053505300100	EKITI STATE WASTE MANAGEMENT BOARD	70510	2,805,170.73	3,800,000.00	994,829.27
025300100100	MINISTRY OF LAND, HOUSING AND URBAN DEVELOPMEN	70610	6,568,421.11	56,000,000.00	49,431,578.89
026000100200	LAND SERVICES	70610	-	-	-
025210300100	RURAL WATER SUPPLY AND SANITATION AGENCY	70630	1,057,200.00	197,140.34	(860,059.66)
052110200100	HOSPITAL MANAGEMENT BOARD	70731	-	2,297,745.72	2,297,745.72
052111300100	CENTRAL MEDICAL STORE	70734	-	4,019,348.29	4,019,348.29
051700300100	STATE UNIVERSAL BASIC EDUCATION BOARD	70912	-	-	-
051705400100	STATE TEACHING SERVICE COMMISSION	70960	8,150,672.00	13,000,000.00	4,849,328.00
051705500200	AGENCY FOR ADULT AND NON-FORMAL EDUCATION	70960	273,000.00	625,851.85	352,851.85
051700100100	MINISTRY OF EDUCATION, SCIENCE ND TECHNOLOGY	70970	5,536,100.01	12,250,000.00	6,713,899.99
051400100100	MINISTRY OF WOMEN AFFAIRS, GENDER EMPOWERMEN	71090	124,500.00	200,000.00	75,500.00
011111300500	CABINET DEPARTMENT GOV. OFFICE	70111	1,123,800.00	700,000.00	(423,800.00)
022200100600	MULTI PURPOSE CREDIT AGENCY	70411	-	300,000.00	300,000.00

ADMIN CODE	MDAs	FUNCTIONAL CODE	ACTUAL	BUDGET	VARIANCE
			N	N	N
021502100200	SCHOOL AGRICULTURE AND ENTERPRISE	70422	128,030.00	1,004,837.07	876,807.07
021510200300	SERICULTURE DEVELOPMENT PROJECT	70422	-	-	-
023600400200	BUREAU OF TOURISM ART AND CULTURE	70820	220,000.00	500,000.00	280,000.00
011103700100	MUSLIM PILGRIM WELFARE BOARD	70840	764,500.00	1,500,000.00	735,500.00
011103800100	CHRISTIAN PILGRIM WELFARE BOARD	70840	276,000.00	452,176.68	176,176.68
051705500300	COOPERATIVE DEPARTMENT AND COOPERATIVE COLLEGE	70960	-	1,000,000.00	1,000,000.00
	BEAREAU OF PRODUCTIVITY AND EMPOWERMENT		250,000.00	-	(250,000.00)
	TOTAL EARNING AND SALES		97,454,535.29	173,013,804.73	75,559,269.44
	405 RENT OF GOVERNMENT PROPERTY				
022000700100	OFFICE OF THE ACCOUNTANT GENERAL	70112	31,351,500.00	-	(31,351,500.00)
021500100100	MINISTRY OF AGRICULTURE AND RURAL DEVELOPMENT	70421	-	-	-
022905500100	EKITI STATE TRAFFIC MANAGEMENT AGENCY	70452	-	188,963.12	188,963.12
025300100100	MINISTRY OF LAND, HOUSING AND URBAN DEVELOPMEN	70610	7,578,368.82	30,000,000.00	22,421,631.18
051700300100	STATE UNIVERSAL BASIC EDUCATION BOARD	70912	-	2,500,000.00	2,500,000.00
023400400100	EKITI STATE ROAD MAINTENANCE AGENCY (EKROMA)(PU	70443	680,887.73	-	(680,887.73)
	TOTAL RENT OF GOVERNMENT PROPERTY		39,610,756.55	32,688,963.12	(6,921,793.43)
	406 INTEREST AND DIVIDEND				
022000800100	INTERNAL REVENUE SERVICE	70112	6,240,000.00	5,000,000.00	(1,240,000.00)
022000700100	OFFICE OF THE ACCOUNTANT GENERAL	70112	50,093,177.00		(50,093,177.00)
022200100100	MINISTRY OF COMMERCE, INDUSTRIES AND COOPERATIV	70411	-	-	-

ADMIN CODE	MDAs	FUNCTIONAL CODE	ACTUAL	BUDGET	VARIANCE
			N	N	N
021500100200	RURAL DEVELOPMENT	70421	-	-	-
	TOTAL INTEREST AND DIVIDEND		56,333,177.00	5,000,000.00	(51,333,177.00)
	408 MISCELLANEOUS				
011100100100	GOVERNOR OFFICE (GAD)	70111	13,500.00	500,000.00	486,500.00
022000700100	OFFICE OF THE ACCOUNTANT GENERAL	70112	111,824,248.59		(111,824,248.59)
011102100100	EKITI STATE LIAISON OFFICE -LAGOS	70133	694,900.00	1,000,000.00	305,100.00
011102100200	EKITI STATE LIAISON OFFICE -ABUJA	70133	59,200.00	1,000,000.00	940,800.00
	TOTAL MISCELLANEOUS		112,591,848.59	2,500,000.00	(110,091,848.59)
	409 PARASTATALS				
031801100200	JUDICIAL SERVICE COMMISSION	70131	900,680.00	1,000,000.00	99,320.00
031800100100	THE JUDICIARY	70330	15,074,637.03	13,217,611.20	(1,857,025.83)
023100300100	EKITI STATE ELECTRICITY BOARD	70435	-	202,418.54	202,418.54
012300300100	BROADCASTING SERVICE OF EKITI STATE	70460	93,120,907.76	151,135,971.02	58,015,063.26
025301000100	STATE HOUSING CORPORATION	70610	114,761,622.97	130,000,000.00	15,238,377.03
025210200100	EKITI STATE WATER CORPORATION	70630	5,347,160.00	5,979,022.43	631,862.43
053905100100	EKITI STATE SPORT COUNCIL	70810	217,000.00	1,000,000.00	783,000.00
051700800100	EKITI STATE LIBRARY BOARD	70960	98,000.00	400,000.00	302,000.00
021511000100	FOUNTAIN AGRIC MARKETING AGENCY	70421	905,974.50	1,011,791.92	105,817.42
021510200100	AGRICULTURAL DEVELOPMENT PROJECT	70422	98,600.00	1,004,837.07	906,237.07
052102600100	EKITI STATE UNIVERSITY TEACHING HOSPITAL	70731	627,182,978.80	700,000,000.00	72,817,021.20

ADMIN CODE	MDAs	FUNCTIONAL CODE	ACTUAL	BUDGET	VARIANCE
			N	N	N
052110600100	COLLEGE OF HEALTH TECHNOLOGY	70734	194,279,765.00	162,227,478.69	(32,052,286.31)
051701800100	COLLEGE OF EDUCATION - IKERE EKITI	70941	563,832,553.00	754,657,315.31	190,824,762.31
051702100100	EKITI STATE UNIVERSITY	70942	4,238,855,423.00	2,511,125,264.12	(1,727,730,158.88)
	TOTAL PARASTATALS		5,854,675,302.06	4,432,961,710.30	(1,421,713,591.76)
	TOTAL NON TAX REVENUE		7,578,655,906.40	6,639,618,087.47	(939,037,818.93)

FINANCIAL STATEMENTS FOR THE YEAR ENDED 31ST DECEMBER, 2017

FINANCIAL STATEMENTS FOR THE YEAR ENDED 31ST DECEMBER, 2017

NOTES TO THE FINANCIAL STATEMENTS

NOTE 21: SALARIES AND WAGES (ACTUAL CASH PAYMENT)

S/NO	ADMIN CODE	HEAD	MINISTRIES/DEPARTMENTS/ AGENCIES	2017		
				ACTUAL	BUDGET	VARIANCE
				N		N
			ADMINISTRATIVE SECTOR			
1	11100100100	459-0400	GOVERNOR OFFICE (GAD)	119,707,229.20	120,908,618.46	1,201,389.26
2	011100100200	459-1500	OFFIC OF THE DEPUTY GOVERNOR	38,292,756.68	45,236,185.77	6,943,429.09
3	011100300100	459-5400	EKITI STATE BOUNDARY COMMISSION	8,662,682.68	15,863,453.40	7,200,770.72
4	011100800100	458-1200	STATE EMERGENCY MANAGEMENT AGENCY (SEMA)	10,980,202.86	13,181,101.83	2,200,898.97
5	011101300200	459-5100	POLITICAL AND ECONOMIC AFFAIRS DEPARTMENT.	30,463,988.23	35,426,668.40	4,962,680.17
6	011101300200	459-5102	POLITICAL APPOINTEES	754,223,406.47	700,851,558.48	(53,371,847.99)
7	011102100100	459-0900	EKITI STATE LIAISON OFFICE -LAGOS	7,678,463.09	12,776,215.82	5,097,752.73
8	011102100200	459-1000	EKITI STATE LIAISON OFFICE -ABUJA	9,878,458.32	13,122,427.43	3,243,969.11
9	011103700100	459-1900	MUSLIM PILGRIM WELFARE BOARD	8,758,829.92	14,159,754.38	5,400,924.46
10	011103800100	459-1800	CHRISTIAN PILGRIM WELFARE BOARD	12,589,724.34	15,960,113.69	3,370,389.35
11	011104400100	458-1100	MINISTRY OF SPECIAL DUTIES	-	73,702.60	73,702.60
12	011111300100	459-1600	GOVERNMENT HOUSE PROTOCOL	138,348,757.68	135,749,682.82	(2,599,074.86)

S/NO	ADMIN CODE	HEAD	MINISTRIES/DEPARTMENTS/ AGENCIES	2017		
				ACTUAL	BUDGET	VARIANCE
				N		N
13	011111300500	459-3000	CABINET DEPARTMENT GOV. OFFICE	34,244,204.21	40,922,141.41	6,677,937.20
14	011113200100	459-2000	INTEGRATION & INTER-GOVERNMENTAL AFFAIRS	5,557,309.28	15,091,430.44	9,534,121.16
15	011200300100	459-2100	HOUSE OF ASSEMBLY	423,088,653.18	400,583,719.60	(22,504,933.58)
16	012300100100	457-0100	MINISTRY OF YOUTH AND SPORTS DEVELOPMENT	104,855,887.76	99,547,677.17	(5,308,210.59)
17	012300300100	457-0200	BROADCASTING SERVICE OF EKITI STATE	180,498,158.40	160,304,010.54	(20,194,147.86)
18	012500500100	459-2300	OFFICE OF ESTABLISHMENT AND TRAINING	76,479,731.25	75,504,744.48	(974,986.77)
19	014000100100	459-2800	STATE AUDITOR GENERAL OFFICE	79,495,284.31	80,324,875.53	829,591.22
20	014000100100	459-2900	AUDITOR GENERAL FOR LOCAL GOVT.	43,884,184.91	50,894,992.21	7,010,807.30
21	014700100100	459-3900	CIVIL SERVICE COMMISSION	41,815,888.00	45,988,801.64	4,172,913.64
22	014700300100	459-2700	EKITI STATE LOCAL GOVERNMENT SERVICE COMMISSION	1,114,424.12	1,000,000.00	(114,424.12)
23	014800100100	459-4100	STATE INDEPENDENT ELECTORAL COMMISSION	58,600,317.97	63,500,000.00	4,899,682.03
			TOTAL ADMINISTRATIVE SECTOR	2,189,218,542.86	2,156,971,876.10	(32,246,666.76)
			ECONOMIC SECTOR			
24	021500100100	451-0100	MINISTRY OF AGRICULTURE AND RURAL DEVELOPMENT	411,724,227.58	400,083,889.29	(11,640,338.29)
25	021502100200	455-0200	SCHOOL AGRICULTURE AND ENTERPRISE	7,348,632.06	16,458,519.50	9,109,887.44
26	021510200100	451-0500	AGRICULTURAL DEVELOPMENT PROJECT	163,787,819.56	160,423,039.60	(3,364,779.96)

S/NO	ADMIN CODE	HEAD	MINISTRIES/DEPARTMENTS/ AGENCIES	2017		
				ACTUAL	BUDGET	VARIANCE
				N		N
27	021511000100	451-0300	FOUNTAIN AGRIC MARKETING AGENCY	22,802,773.53	27,200,000.00	4,397,226.47
28	022000100100	453-0400	MINISTRY OF FINANCE AND ECONOMIC DEVELOPMENT	209,023,917.22	220,445,007.55	11,421,090.33
29	022000800100	459-3800	INTERNAL REVENUE SERVICE	164,022,980.72	170,136,677.80	6,113,697.08
30	022000800300	459-0800	EKITI STATE SIGNAGE AND ADVERTISEMENT (IRS)	308,466.04	2,012,132.73	1,703,666.69
31	022200100100	452-0100	MINISTRY OF COMMERCE, INDUSTRIES AND COOPERATIVES	177,054,956.19	182,797,716.44	5,742,760.25
32	022200100600	454-0300	MULTI PURPOSE CREDIT AGENCY	29,075,778.71	30,994,426.73	1,918,648.02
33	022700500100	454-0200	JOB CREATION AND EMPLOYMENT AGENCY	8,445,097.57	9,913,275.37	1,468,177.80
34	023100300100	454-0600	EKITI STATE ELECTRICITY BOARD	63,602,414.74	68,000,000.00	4,397,585.26
35	023400100100	454-1000	MINISTRY OF WORKS AND TRANSPORT	262,655,526.36	240,386,648.56	(22,268,877.80)
36	023400200100	458-0500	OFFICE OF SURVEYOR -GENERAL OF THE STATE	23,336,692.12	26,450,146.98	3,113,454.86
37	023400400100	454-1400	EKITI STATE ROAD MAINTENMENT AGENCY (EKROMA)(PUBLIC WORKS CORPORATION)	18,118,161.40	20,049,871.95	1,931,710.55
38	023600400200	453-0100	BUREAU OF TOURISM ART AND CULTURE	69,170,915.81	77,568,000.00	8,397,084.19
39	023800100100	459-3100	BUDGET AND ECONOMIC PLANNING (MIN. OF BUDGET)	56,511,186.31	60,486,470.94	3,975,284.63
40	023800400100	459-3200	BUREAU OF STATISTICS	22,376,969.18	30,111,901.60	7,734,932.42
41	025210200100	454-0800	EKITI STATE WATER CORPORATION	291,331,890.34	290,000,000.00	(1,331,890.34)
42	025210300100	454-0900	RURAL WATER SUPPLY AND SANITATION AGENCY	29,038,765.57	32,256,854.75	3,218,089.18
43	025300100100	458-0100	MINISTRY OF LAND, HOUSING AND URBAN DEVELOPMENT	97,012,179.67	95,470,628.98	(1,541,550.69)

S/NO	ADMIN CODE	HEAD	MINISTRIES/DEPARTMENTS/ AGENCIES	2017		
				ACTUAL	BUDGET	VARIANCE
				N		N
44	025301000100	458-0200	STATE HOUSING CORPORATION	80,976,872.34	88,000,000.00	7,023,127.66
45	025305600100	458-0600	URBAN RENEWAL AGENCY	8,682,895.61	12,459,479.00	3,776,583.39
46	026100100100	454-0500	MINISTRY OF PUBLIC UTILITIES	51,396,165.87	55,433,141.49	4,036,975.62
			TOTAL ECONOMICS SECTOR	2,267,805,284.50	2,317,137,829.26	49,332,544.76
			LAW AND JUSTICE SECTOR			
47	032600100100	459-0100	MINISTRY OF JUSTICE	166,809,571.10	160,564,825.86	(6,244,745.24)
			TOTAL LAW AND JUSTICE SECTOR	166,809,571.10	160,564,825.86	(6,244,745.24)
			REGIONAL SECTOR			
			TOTAL REGIONAL SECTOR	-	-	
			SOCIAL SECTOR			
48	051400100100	457-0600	MINISTRY OF WOMEN AFFAIRS, GENDER EMPOWERMENT & SOCIAL WELFARE	77,258,619.46	80,991,391.39	3,732,771.93
49	051700100100	455-0100	MINISTRY OF EDUCATION, SCIENCE ND TECHNOLOGY	500,878,123.93	480,922,873.63	(19,955,250.30)
51	051700300100	455-0400	STATE UNIVERSAL BASIC EDUCATION BOARD	364,559,563.90	340,000,000.00	(24,559,563.90)
52	051700800100	455-0800	EKITI STATE LIBRARY BOARD	12,912,812.08	22,000,000.00	9,087,187.92
53	051702600000	455-1300	NON-TEACHING STAFF (TSC) HQ	154,596,649.06	150,106,642.19	(4,490,006.87)
54	051705400100	455-0700	STATE TEACHING SERVICE COMMISSION	8,016,960,710.48	7,720,877,207.79	(296,083,502.69)

S/NO	ADMIN CODE	HEAD	MINISTRIES/DEPARTMENTS/ AGENCIES	2017		
				ACTUAL	BUDGET	VARIANCE
				N		N
55	051705500100	455-0500	BOARD FOR TECHNICAL AND VOCATIONAL EDUCATION	94,247,801.99	100,253,195.20	6,005,393.21
56	051705500200	455-0600	AGENCY FOR ADULT AND NON-FORMAL EDUCATION	43,939,454.41	47,482,172.80	3,542,718.39
57	051705600100	455-0300	STATE SCHOLARSHIP BOARD	12,040,205.45	11,645,133.12	(395,072.33)
58	051705600200	455-0900	EDUCATION TRUST(ENDOWMENT) FUND	12,514,722.19	13,712,708.77	1,197,986.58
59	052100100100	456-0100	MINISTRY OF HEALTH	267,262,052.35	260,734,264.74	(6,527,787.61)
60	052100300100	456-0400	PRIMARY HEALTHCARE DEVELOPMENT AGENCY	14,452,167.05	16,997,023.39	2,544,856.34
61	052110200100	456-0600	HOSPITAL MANAGEMENT BOARD	2,315,039,226.74	2,307,734,321.15	(7,304,905.59)
62	052111300100	456-0500	CENTRAL MEDICAL STORE	14,206,904.97	15,079,736.56	872,831.59
63	053500100100	458-0700	MINISTRY OF ENVIRONMENT	145,481,675.30	139,909,471.90	(5,572,203.40)
64	053501600100	458-0900	STATE ENVIRONMENTAL PROTECTION AGENCY	18,758,080.04	22,698,630.54	3,940,550.50
65	053505300100	458-1000	EKITI STATE WASTE MANAGEMENT BOARD	19,990,435.31	22,343,665.84	2,353,230.53
66	053905100100	457-0500	EKITI STATE SPORT COUNCIL	54,421,872.18	64,584,557.36	10,162,685.18
67	0505100100100	459-1300	COMMUNITY DEVELOPMENT AND CHIEFTANCY AFFAIRS-STATE	67,807,052.84	69,429,522.86	1,622,470.02
			TOTAL SOCIAL SECTOR	12,207,328,129.73	11,887,502,519.23	(319,825,610.50)
			PERSONEL COST SUMMARY			
			ADMINISTRATION SECTOR	2,189,218,542.86	2,156,971,876.10	(32,246,666.76)
			ECONOMIC SECTOR	2,267,805,284.50	2,317,137,829.26	49,332,544.76

S/NO	ADMIN CODE	HEAD	MINISTRIES/DEPARTMENTS/ AGENCIES	2017		
				ACTUAL	BUDGET	VARIANCE
				N		N
			LAW AND JUSTICE SECTOR	166,809,571.10	160,564,825.86	(6,244,745.24)
			REGIONAL SECTOR	-	-	-
			SOCIAL SECTOR	12,207,328,129.73	11,887,502,519.23	(319,825,610.50)
			TOTAL (A)	16,831,161,528.19	16,522,177,050.45	(308,984,477.74)
			CORPERS ALLOWANCE	44,270,660.79	51,412,607.16	7,141,946.37
			REPATRIATION		12,602,720.42	12,602,720.42
			LOCUM / INTERN (B)	400,000.00	800,000.00	400,000.00
			LEAVE BONUS	715,903,534.89	-	(715,903,534.89)
			CHRISTMAS BONUS	78,508,352.76	-	(78,508,352.76)
			TOTAL (A+B)	17,670,244,076.63		
			ADD UNREMITTED DEDUCTION (2016)	465,203,370.72		
			GRAND TOTAL	18,135,447,447.35	16,586,992,378.03	(1,083,251,698.60)
			LESS UNREMITTED DEDUCTIONS	1,265,750,692.70		
			ACTUAL AMOUNT PAID	16,869,696,754.65		

NOTE 8B: RURAL AND CORE SUBJECT ALLOWANCE FOR TEACHERS

50	051700100100	455-0110	SEPIP (MINISTRY OF EDUCATION)	-	20,000,000.00	20,000,000.00
----	--------------	----------	-------------------------------	---	---------------	---------------

S/NO	ADMIN CODE	HEAD	MINISTRIES/DEPARTMENTS/ AGENCIES	2017		
				ACTUAL	BUDGET	VARIANCE
				N		N
1		455-0410	SEPIP (SUBEB)	229,893,764.99	261,954,569.10	32,060,804.11
2		455-0710	SEPIP (TSC)	440,222,058.06	398,659,307.70	(41,562,750.36)
3		455-0510	SEPIP (BTVE)	1,927,271.20	2,000,000.00	72,728.80
			TOTAL	672,043,094.25	682,613,876.80	10,570,782.55

EKITI STATE OF NIGERIA

FINANCIAL STATEMENTS FOR THE YEAR ENDED 31ST DECEMBER, 2017

NOTES TO THE FINANCIAL STATEMENTS

NOTE 22: SOCIAL BENEFITS (ACTUAL CASH PAYMENT)

HEAD	DETAILS	2017		
		ACTUAL	BUDGET	VARIANCE
		N	N	N
434001	PENSION	4,522,405,022.31	3,550,048,060.09	(972,356,962.22)
434002	GRATUITY	200,000,000.00	1,000,000,000.00	800,000,000.00
430014	5% CONTRIBUTION TO REDEEMABLE RETIREMENT FUND ACCOUNT	-	100,000,000.00	100,000,000.00
434016	10% CONTRIBUTION TO REDEEMABLE RETIREMENT FUND ACCOUNT	63,000,000.00	100,000,000.00	37,000,000.00
434004	10% IGR CONTRIBUTION TO LOCAL GOVT.		362,493,516.38	
434017	ACTUARIAL VALUATION	-	50,000,000.00	50,000,000.00
	TOTAL	4,785,405,022.31	5,162,541,576.47	14,643,037.78

NOTE 23: PUBLIC DEBT CHARGES (ACTUAL AMOUNT COLLECTED)

HEAD	DETAILS	2017		
		ACTUAL	BUDGET	VARIANCE
		N	N	N
434003	PUBLIC DEBT CHARGES	60,550,000.00	650,000,000.00	589,450,000.00
434005	INTEREST ON LOAN/BANK CHARGES	7,028,430,295.39	11,972,863,958.40	4,944,433,663.01

HEAD	DETAILS	ACTUAL	BUDGET	VARIANCE
		N	N	N
	TOTAL	7,088,980,295.39	12,622,863,958.40	5,533,883,663.01

EKITI STATE OF NIGERIA

FINANCIAL STATEMENTS FOR THE YEAR ENDED 31ST DECEMBER, 2017

NOTES TO THE FINANCIAL STATEMENTS

NOTE 24: OVERHEAD COST (ACTUAL CASH PAYMENT)

S/NO	ADMIN CODE	HEAD	MINISTRIES/DEPARTMENTS/AGENCIES	2017		
				ACTUAL	BUDGET	VARIANCE
				N		N
			ADMINISTRATIVE SECTOR			
1	011100100100	459-0400	GOVERNOR OFFICE (GAD)	14,229,939.97	25,000,000.00	10,770,060.03
2	011100100101	459-1001	EKITI STATE GOVERNORS LODGE, ABUJA	2,700,000.00	7,937,277.06	5,237,277.06
3	011100100200	459-1500	OFFIC OF THE DEPUTY GOVERNOR	108,758,080.00	147,406,574.05	38,648,494.05
4	011100100201	459-1002	EKITI STATE DEPUTY GOVERNORS LODGE, ABUJA	1,000,000.00	3,401,690.17	2,401,690.17
5	011100200101	459-1606	OFFICE OF THE SPECIAL ADVISER GOVERNORS OFFICE (GH&P)		2,535,586.89	2,535,586.89
6	011100200118	459-0410	OFFICE OF PRIVATE SECRETARY TO GOVERNOR (GH&P)		1,020,507.05	1,020,507.05
7	011100300100	459-5400	EKITI STATE BOUNDARY COMMISSION	900,000.00	2,551,267.63	1,651,267.63
8		459-5901	BOUNDARY TECHNICAL COMMITTEE(D-GOV)		5,669,483.62	5,669,483.62
9	011100800100	458-1200	STATE EMERGENCY MANAGEMENT AGENCY (SEMA)	540,000.00	1,700,845.09	1,160,845.09
10	011101000100	459-0700	BUREAU OF PUBLIC PROCUREMENT (BPP)	1,565,000.00	6,803,380.34	5,238,380.34
11	011101000200	459-3108	STATE PROJECTS MONITORING AND EVALUATION OFFICE	900,000.00	4,000,000.00	3,100,000.00
12	011101000300	459-5902	PROJECT EVALUATION COMMITTEE	675,000.00	1,700,845.09	1,025,845.09

S/NO	ADMIN CODE	HEAD	MINISTRIES/DEPARTMENTS/AGENCIES	2017		
				ACTUAL	BUDGET	VARIANCE
				N		N
13	011101000400	459-3300	PROJECT MONITORING COMMITTEE	1,800,000.00	3,500,000.00	1,700,000.00
14	011101300100	459-0500	SECRETARY TO THE STATE GOVERNMENT (SSG)	7,650,000.00	20,000,000.00	12,350,000.00
15	011101300200	459-5100	POLITICAL AND ECONOMIC AFFAIRS DEPARTMENT.	2,880,000.00	6,803,380.34	3,923,380.34
16	011101300300	459-5107	ECONOMIC AND PARASTATALS (P & E)	900,000.00	1,632,811.28	732,811.28
17	011101300400	459-1200	POLITICAL AND INTER-PARTY AFFAIRS (P & E)	900,000.00	3,551,267.63	2,651,267.63
18	011101300700	459-5101	NIREC (P & E)	787,500.00	2,041,014.10	1,253,514.10
19	011102000100	459-5000	EKITI STATE STOMACH INFRASTRUCTURE AGENCY	720,000.00	5,669,483.62	4,949,483.62
20	011102100100	459-0900	EKITI STATE LIAISON OFFICE -LAGOS	3,960,000.00	6,123,042.31	2,163,042.31
21	011102100200	459-1000	EKITI STATE LIAISON OFFICE -ABUJA	13,297,420.00	17,455,049.56	4,157,629.56
22	011102100300	459-1100	EKITI STATE LIAISON OFFICE -AKURE	180,000.00	1,500,000.00	1,320,000.00
23	011103400200	459-4500	BUREAU OF TRANSFORMATION AND STRATEGY	4,500,000.00	8,633,295.83	4,133,295.83
24	011103500100	459-2600	EKITI STATE PENSION COMMISSION/BOARD	10,800,000.00	12,000,000.00	1,200,000.00
25	011103700100	459-1900	MUSLIM PILGRIM WELFARE BOARD	360,000.00	2,000,000.00	1,640,000.00
26	011103800100	459-1800	CHRISTIAN PILGRIM WELFARE BOARD	360,000.00	2,000,000.00	1,640,000.00
27	011104800100	459-0101	EKITI STATE CITIZENS RIGHTS	360,000.00	1,000,000.00	640,000.00
28	011110500100	459-1700	OFFICE OF THE CHIEF OF STAFF	1,965,269.97	3,500,000.00	1,534,730.03
29	011110500101	459-3902	APPOINTMENT DEPARTMENT (CSC)	1,080,000.00	1,800,000.00	720,000.00

S/NO	ADMIN CODE	HEAD	MINISTRIES/DEPARTMENTS/AGENCIES	2017		
				ACTUAL	BUDGET	VARIANCE
				N		N
30	011111100100	452-0200	PUBLIC-PRIVATE PARTNERSHIP	630,000.00	1,530,760.58	900,760.58
31	011111300100	459-1600	GOVERNMENT HOUSE PROTOCOL	888,000,000.00	1,000,000,000.00	112,000,000.00
32	011111300400	459-1614	MAINTENANCE OF GOVERNORS LODGE	-	3,061,521.15	3,061,521.15
33	011111300500	459-3001	MAINTENANCE OF EXCO CHAMBERS	1,713,600.00	3,061,521.15	1,347,921.15
34	011111300500	459-3000	CABINET DEPARTMENT GOV. OFFICE	10,944,000.00	16,328,112.82	5,384,112.82
35	011111400100	459-1609	CHIEF PRESS SECRETARY/ SA MEDIA	1,368,000.00	10,000,000.00	8,632,000.00
36	011113200100	459-2000	INTEGRATION & INTER-GOVERNMENTAL AFFAIRS	2,700,000.00	4,401,690.17	1,701,690.17
37	011200300100	459-2100	HOUSE OF ASSEMBLY	363,150,000.00	550,000,000.00	186,850,000.00
38	011200400100	459-2200	HOUSE OF ASSEMBLY SERVIC COMMISSION	5,000,000.00	17,000,000.00	12,000,000.00
39	12300100100	457-0102	MINISTRY OF INFORMATION, YOUTH AND SPORT (CIVIC ORIENTATION)	3,600,000.00	6,803,380.34	3,203,380.34
40	012300300100	457-0200	BROADCASTING SERVICE OF EKITI STATE	94,679,676.62	3,000,000.00	(91,679,676.62)
41	012301300100	457-0300	GOVERNMENT PRINTING PRESS		1,700,845.09	1,700,845.09
42	012400700100	458-1102	EKITI STATE FIRE SERVICE	3,620,000.00	4,803,380.34	1,183,380.34
43	012500100100	459-0600	OFFICE OF THE HEAD OF SERVICE	8,400,000.00	20,000,000.00	11,600,000.00
44	012500100200	459-3901	PERSONNEL DEPARTMENT (CSC)	1,080,000.00	1,800,000.00	720,000.00
45	012500500100	459-2300	OFFICE OF ESTABLISHMENT AND TRAINING	39,992,000.00	100,000,000.00	60,008,000.00
46	012500500200	459-2302	ESTABLISHMENT AND MANAGEMENT SERVICES DEPT. (ESTABS)	900,000.00	2,500,000.00	1,600,000.00

S/NO	ADMIN CODE	HEAD	MINISTRIES/DEPARTMENTS/AGENCIES	2017		
				ACTUAL	BUDGET	VARIANCE
				N		N
47	012500500300	459-2304	PENSIONS DEPARTMENT (ESTABS)	1,080,000.00	2,500,000.00	1,420,000.00
48	012500500400	459-2305	STAFF MATTERS AND INDUSTRIAL RELATIONS DEPARTMENT (ESTABS)	900,000.00	2,500,000.00	1,600,000.00
49	012500500500	459-2306	TRAINING AND MANPOWER DEPARTMENT (ESTABS)	900,000.00	3,500,000.00	2,600,000.00
50	012500500600	459-2400	STAFF DEVELOPMENT CENTRE (ESTABS)	810,000.00	10,000,000.00	9,190,000.00
51	012500500700	459-2500	STAFF HOUSING LOANS BOARD (ESTABS)	114,060.06	1,700,000.00	1,585,939.94
52	012500600100	459-0601	PUBLIC SERVICE COORDINATING UNIT (HOS)	1,710,000.00	3,061,521.15	1,351,521.15
53	014000100100	459-2800	STATE AUDITOR GENERAL OFFICE	9,104,500.00	13,606,760.68	4,502,260.68
54	014000100300	459-2900	OFFICE OF THE AUDITOR GENERAL FOR LOCAL GOVERNMENT	2,700,000.00	11,338,967.23	8,638,967.23
55	014700100100	459-3900	CIVIL SERVICE COMMISSION	15,400,000.00	22,088,450.85	6,688,450.85
56	014700200100	459-4600	CIVIL SERVICE TRANSFORMATION	1,260,000.00	2,551,267.63	1,291,267.63
57	014700300100	459-2700	EKITI STATE LOCAL GOVERNMENT SERVICE COMMISSION	-	-	-
58		459-2803	MONITORING AND SPECIAL AUDIT DEPARTMENT		2,000,000.00	2,000,000.00
59		459-2601	PENSION TRANSITION ARRANGEMENT DEPARTMENT (PTAD)	2,250,000.00	8,000,000.00	5,750,000.00
60		459-0413	GOVERNMENT ASSETS UNIT	450,000.00	2,500,000.00	2,050,000.00
61		459-5601	HUMAN CAPITAL DEVELOPMENT	450,000.00	2,000,000.00	1,550,000.00
62		459-5903	STATE FISCAL EFFICIENCY UNIT	2,250,000.00	5,000,000.00	2,750,000.00
63		459-	MANAGEMENT SERVICE DEPT. (AG)		2,000,000.00	2,000,000.00

S/NO	ADMIN CODE	HEAD	MINISTRIES/DEPARTMENTS/AGENCIES	2017		
				ACTUAL	BUDGET	VARIANCE
				N		N
64		459 -070	SUPERVISION AND MONITORING OF PROJECT (BPP)		2,000,000.00	2,000,000.00
65	014800100100	459-4100	STATE INDEPENDENT ELECTORAL COMMISSION	9,000,000.00	12,000,000.00	3,000,000.00
			TOTAL ADMINISTRATIVE SECTOR	1,657,924,046.62	2,163,274,980.84	505,350,934.22
			ECONOMICS SECTOR			
66	021500100100	451-0100	MINISTRY OF AGRICULTURE AND RURAL DEVELOPMENT	2,412,000.00	8,000,000.00	5,588,000.00
67	021500100200	451-1100	RURAL DEVELOPMENT	1,800,000.00	3,968,638.53	2,168,638.53
68	021500100300	451-0200	DIRECTORATE OF FARM SETTLEMENT AND PEASANT FARMER DEVELOPMENT	600,000.00	2,834,741.81	2,234,741.81
69	021502100200	455-0200	SCHOOL AGRICULTURE AND ENTERPRISE	600,000.00	1,524,608.46	924,608.46
70	021510200100	451-0500	AGRICULTURAL DEVELOPMENT PROJECT	4,500,000.00	7,000,000.00	2,500,000.00
71	021510200200	451-0600	FADAMA PROJECT		2,000,000.00	2,000,000.00
72	021510200400	459-5900	STATE COMMITTEE ON FOOD AND NUTRITION (UNICEF ASSISTED)	450,000.00	7,653,802.88	7,203,802.88
73	021510900100	458-0800	FORESTRY DEPARTMENT	288,000.00	2,000,000.00	1,712,000.00
74	021511000100	451-0300	FOUNTAIN AGRIC MARKETING AGENCY	1,080,000.00	4,800,000.00	3,720,000.00
75	022000100100	453-0400	MINISTRY OF FINANCE AND ECONOMIC DEVELOPMENT	36,992,000.00	52,500,000.00	15,508,000.00
76	022000200100	453-0403	DEBT MANAGEMENT OFFICE	2,370,000.00	3,401,690.17	1,031,690.17
77	022000300100	459-3104	BUDGET DEPARTMENT	2,430,000.00	6,500,000.00	4,070,000.00

S/NO	ADMIN CODE	HEAD	MINISTRIES/DEPARTMENTS/AGENCIES	2017		
				ACTUAL	BUDGET	VARIANCE
				N		N
78	022000400100	453-0405	EXPENDITURE DEPARTMENT	3,150,000.00	5,669,483.62	2,519,483.62
79	022000500100	453-0406	STATE FINANCES DEPARTMENT	2,250,000.00	5,669,483.62	3,419,483.62
80	022000600100	459-5200	CENTRAL INTERNAL AUDIT OFFICE	6,020,000.00	8,250,000.00	2,230,000.00
81	022000700100	459-3600	OFFICE OF THE ACCOUNTANT GENERAL	30,661,150.00	48,016,901.70	17,355,751.70
82	022000700200	459-3602	MAIN ACCOUNTS DEPARTMENT (AG)	1,820,000.00	3,000,000.00	1,180,000.00
83	022000700300	459-3601	CENTRAL PAY OFFICE	1,350,000.00	4,000,000.00	2,650,000.00
84	022000700400	459-3603	PROJECT FINANCE MANAGEMENT UNIT (PFMU)	540,000.00	2,834,741.81	2,294,741.81
85	022000700500	459-3604	IPSAS STEERING COMMITTEE	1,080,000.00	2,494,572.79	1,414,572.79
86	022000700600	459-3606	SIFMIS (STATE INTEGRATED FINANCIAL MANAGEMENT INFORMATION SYSTEM)	900,000.00	2,041,014.10	1,141,014.10
87	022000800100	459-3800	INTERNAL REVEUNE SERVICE	104,522,327.86	176,500,000.00	71,977,672.14
88	022000800200	459-3109	SUSTAINABLE IGR COMMITTEE	2,520,000.00	6,123,042.31	3,603,042.31
89	022200100100	452-0100	MINISTRY OF COMMERCE, INDUSTRIES AND COOPERATIVES	3,600,000.00	9,071,173.79	5,471,173.79
90	022200100200	459-3101	MULTI LATERAL DEPARTMENT	360,000.00	4,500,000.00	4,140,000.00
91	022200100300	453-0401	STATE REVENUE AND INVESTMENT COMMITTEE	1,530,000.00	3,571,774.68	2,041,774.68
92	022200100500	453-0700	EKITI STATE ENTERPRISES DEVELOPMENT AGENCY	1,260,000.00	3,834,741.81	2,574,741.81
93	022200100600	454-0300	MULTI PURPOSE CREDIT AGENCY	900,000.00	3,000,000.00	2,100,000.00
94	022200900100	459-4200	PETROLEUM PRODUCTS CONSUMER PROTECTION UNIT	225,000.00	2,000,000.00	1,775,000.00

S/NO	ADMIN CODE	HEAD	MINISTRIES/DEPARTMENTS/AGENCIES	2017		
				ACTUAL	BUDGET	VARIANCE
				N		N
95	022700100200	454-0100	BUREAU OF PRODUCTIVITY AND EMPOWERMENT	1,080,000.00	3,968,638.53	2,888,638.53
96	022700500100	454-0200	JOB CREATION AND EMPLOYMENT AGENCY	1,188,000.00	3,834,741.81	2,646,741.81
97	022700600100	459-3500	STATE GOVERNANCE AND CAPACITY BUILDING	450,000.00	2,500,000.00	2,050,000.00
98	022800700100	459-1503	BUREAU OF INFORMATION, COMMUNICATION AND TECHNOLOGY (ICT)	1,522,800.00	3,000,000.00	1,477,200.00
99	022905300100	454-1200	DEPARTMENT OF PUBLIC TRANSPORTATION	468,000.00	1,466,182.38	998,182.38
100	022905500100	454-1100	EKITI STATE TRAFFIC MANAGEMENT AGENCY	1,800,000.00	3,061,521.15	1,261,521.15
101	023100300100	454-0600	EKITI STATE ELECTRICITY BOARD	26,800,000.00	40,000,000.00	13,200,000.00
102	023305100100	452-0300	EKITI STATE MINERAL RESOURCES DEVELOPMENT AGENCY	900,000.00	5,000,000.00	4,100,000.00
103	023305100200	452-0102	MINERAL RESOURCES AND ENVIRONMENTAL COMMITTEE	900,000.00	5,000,000.00	4,100,000.00
104	023400100100	454-1000	MINISTRY OF WORKS AND TRANSPORT	2,533,000.00	9,071,173.79	6,538,173.79
105	023400200100	458-0500	OFFICE OF SURVEYOR -GENERAL OF THE STATE	1,628,000.00	3,000,000.00	1,372,000.00
106	023400400100	454-1400	EKITI STATE ROAD MAINTENMENT AGENCY (EKROMA)(PUBLIC WORKS CORPORATION)	2,520,000.00	5,102,535.26	2,582,535.26
107	023600100100	453-0300	TOURISM DEVELOPMENT AGENCY	1,350,000.00	3,551,267.63	2,201,267.63
108	023600400100	453-0200	COUNCIL FOR ART AND CULTURE	1,260,000.00	3,675,709.49	2,415,709.49
109	023600400200	453-0100	BUREAU OF TOURISM ART AND CULTURE	1,260,000.00	3,551,267.63	2,291,267.63
110	023800100100	459-3100	BUDGET AND ECONOMIC PLANNING (MIN. OF BUDGET)	5,212,000.00	10,205,070.51	4,993,070.51
111	023800100200	459-3105	BUDGET MONITORING COMMITTEE	2,238,750.00	5,000,000.00	2,761,250.00

S/NO	ADMIN CODE	HEAD	MINISTRIES/DEPARTMENTS/AGENCIES	2017		
				ACTUAL	BUDGET	VARIANCE
				N		N
112	023800100300	459-3112	BUDGET TRACKING AND AUTOMATION	450,000.00	6,000,000.00	5,550,000.00
113	023800100500	459-3103	DEVELOPMENT PLANNING AND STRATEGY COMMITTEE (MB&EP)	253,125.00	2,500,000.00	2,246,875.00
114	023800100600	459-3102	ECONOMIC DEVELOPMENT COUNCIL (MB&EP)	675,000.00	10,000,000.00	9,325,000.00
115	023800400100	459-3200	BUREAU OF STATISTICS	1,260,000.00	5,000,000.00	3,740,000.00
116	023800400200	459-3400	MILLENIUUM DEVELOPMENT GOALS (MDG) OFFICE	360,000.00	1,700,845.09	1,340,845.09
117	023800400300	459-3401	CGS TO LGAS TRACK (MDG)	1,260,000.00	2,551,267.63	1,291,267.63
118	023800400400	459-3402	DEVELOPMENT RELATIONS (MDGS)	360,000.00	1,020,507.05	660,507.05
119	025000100100	459-4000	FISCAL RESPONSIBILITY COMMISSION	1,800,000.00	5,669,483.62	3,869,483.62
120	025000100200	453-0402	FISCAL COMMITTEE SECRETARIAT	9,000,000.00	11,354,647.97	2,354,647.97
121	025210200100	454-0800	EKITI STATE WATER CORPORATION	4,050,000.00	10,000,000.00	5,950,000.00
122	025210300100	454-0900	RURAL WATER SUPPLY AND SANITATION AGENCY	540,000.00	3,000,000.00	2,460,000.00
123	025300100100	458-0100	MINISTRY OF LAND, HOUSING AND URBAN DEVELOPMENT	5,200,000.00	9,071,173.79	3,871,173.79
124	025301000100	458-0200	STATE HOUSING CORPORATION	80,780,877.40	5,000,000.00	(75,780,877.40)
125	025305200100	458-0300	PLANNING PLANNING PERMIT AGENCY		2,000,000.00	2,000,000.00
126	025305600100	458-0600	URBAN RENEWAL AGENCY (CAPITAL URBAN DEVELOPMENT AUTHORITY)	810,000.00	2,737,930.42	1,927,930.42
127	026100100100	454-0500	MINISTRY OF PUBLIC UTILITIES	2,250,000.00	8,000,000.00	5,750,000.00
128	23100300200	454-0601	MONITORING OF GOVT. HOUSE PREMISES/TOWN ELECT.	450,000.00	3,000,000.00	2,550,000.00

S/NO	ADMIN CODE	HEAD	MINISTRIES/DEPARTMENTS/AGENCIES	2017		
				ACTUAL	BUDGET	VARIANCE
				N		N
129	026100100200	459-4300	UTILITY SERVICE DEPARTMENT	900,000.00	6,000,000.00	5,100,000.00
130		459-3115	ACTIVITIES OF THE NATIONAL CASH TRANSFER OFFICE	450,000.00	2,000,000.00	1,550,000.00
131		459-3114	DEVELOPMENT PARTNERS AND AIDS COORDINATION (MBEP)	450,000.00	3,000,000.00	2,550,000.00
132		459-3113	MEDIUM TERM EXPENDITURE FRAMEWORK	900,000.00	4,000,000.00	3,100,000.00
			TOTAL ECONOMIC SECTOR	381,520,030.26	607,354,375.83	225,834,345.57
			SOCIAL SECTOR			
133	051305100100	457-0400	YOUTH DEVELOPMENT	1,260,000.00	2,551,267.63	1,291,267.63
134	051305200100	459-3110	YOUTH EMPLOYMENT AND SOCIAL SUPPORT OPERATION (YESSO)	675,000.00	5,000,000.00	4,325,000.00
135	051400100100	457-0600	MINISTRY OF WOMEN AFFAIRS, GENDER EMPOWERMENT & SOCIAL WELFARE	2,909,000.00	7,937,277.06	5,028,277.06
136	051400200200	457-0700	WOMEN DEVELOPMENT CENTRE, IGEDE-EKITI (WOMENT AFFAIRS)	60,750.00	566,948.36	506,198.36
137	051405500100	457-0601	STATE CHILD'S RIGHT IMPLEMENTATION AND MONITORING COMMITTEE (WOMEN AFFAIRS)	1,109,250.00	1,530,760.58	421,510.58
138	051700100100	455-0100	MINISTRY OF EDUCATION, SCIENCE AND TECHNOLOGY	3,600,000.00	9,000,000.00	5,400,000.00
139	051700300100	455-0400	STATE UNIVERSAL BASIC EDUCATION BOARD	52,246,170.00	36,000,000.00	(16,246,170.00)
140	051700800100	455-0800	EKITI STATE LIBRARY BOARD	1,620,000.00	3,000,000.00	1,380,000.00
141	051700900100	455-0106	MONITORING OF PUBLIC SCHOOLS		2,721,352.14	2,721,352.14
142	051705400100	455-0700	STATE TEACHING SERVICE COMMISSION	10,380,000.00	15,000,000.00	4,620,000.00

S/NO	ADMIN CODE	HEAD	MINISTRIES/DEPARTMENTS/AGENCIES	2017		
				ACTUAL	BUDGET	VARIANCE
				N		N
143	051705500100	455-0500	BOARD FOR TECHNICAL AND VOCATIONAL EDUCATION	1,196,600.00	1,700,000.00	503,400.00
144	051705500200	455-0600	AGENCY FOR ADULT AND NON-FORMAL EDUCATION	360,000.00	1,700,000.00	1,340,000.00
145	051705500300	452-0101	COOPERATIVE DEPARTMENT AND COOPERATIVE COLLEGE, IJERO-EKITI	810,000.00	1,700,845.09	890,845.09
146	051705600100	455-0300	STATE SCHOLARSHIP BOARD	360,000.00	3,401,690.17	3,041,690.17
147	051705600200	455-0900	EDUCATION TRUST(ENDOWMENT) FUND	3,980,700.00	2,551,267.63	(1,429,432.37)
148	052100100100	456-0100	MINISTRY OF HEALTH	5,051,200.00	9,000,000.00	3,948,800.00
149	052100100200	456-0700	EKITI STATE AIDS CONTROL AGENCY	1,620,000.00	3,061,521.15	1,441,521.15
150	052100300100	456-0400	PRIMARY HEALTHCARE DEVELOPMENT AGENCY	1,980,000.00	6,000,000.00	4,020,000.00
151	052110200100	456-0600	HOSPITAL MANAGEMENT BOARD	71,648,744.29	8,504,225.43	(63,144,518.86)
152	052111300100	456-0500	CENTRAL MEDICAL STORE	414,000.00	1,500,000.00	1,086,000.00
153	053500100100	458-0700	MINISTRY OF ENVIRONMENT	3,654,000.00	14,000,000.00	10,346,000.00
154	053501600100	458-0900	STATE ENVIRONMENTAL PROTECTION AGENCY	540,000.00	1,700,845.09	1,160,845.09
155	053505300100	458-1000	EKITI STATE WASTE MANAGEMENT BOARD	2,730,000.06	7,754,627.37	5,024,627.31
156	053505500100	458-0701	MONTHLY SANITATION EXERCISE	3,150,000.00	5,803,380.34	2,653,380.34
157	053905100100	457-0500	EKITI STATE SPORT COUNCIL	1,800,000.00	13,000,000.00	11,200,000.00
158	0505100100100	459-1300	MINISTRY FOR LOCAL GOVERNMENT, COMMUNITY DEVELOPMENT AND CHIEFTANCY AFFAIRS-STATE	2,440,000.00	6,000,000.00	3,560,000.00
159	0505100100100	459-1301	COMMUNITY DEVELOPMENT	540,000.00	1,585,460.29	1,045,460.29

S/NO	ADMIN CODE	HEAD	MINISTRIES/DEPARTMENTS/AGENCIES	2017		
				ACTUAL	BUDGET	VARIANCE
				N		N
160	0505100200100	459-1400	CHIEFTANCY AFFAIRS	1,800,000.00	3,968,638.53	2,168,638.53
161		457-0607	GOVT. PUPILS IN CHILDREN HOME NUR/PRY SCHOOL		3,000,000.00	3,000,000.00
162		455-0701	TEACHING SERVICE COMMISSION LOANS BOARD	450,000.00	2,000,000.00	1,550,000.00
163		455-	SUBEB STAFF HOUSING LOANS BOARD		2,000,000.00	2,000,000.00
164	0505100300100	459-1401	EKITI STATE COUNCIL OF OBAS	7,526,312.00	17,000,000.00	9,473,688.00
			TOTAL SOCIAL SECTOR	185,911,726.35	200,240,106.86	14,328,380.51
			REGIONAL SECTOR			
165	045102100200	459-4400	SERVE-EKS	720,000.00	1,530,760.58	810,760.58
166	045102100300	459-4401	SERVE-EKS STEERING COMMITTEE	90,000.00	510,253.53	420,253.53
			TOTAL REGIONAL SECTOR	810,000.00	2,041,014.11	1,231,014.11
			LAW AND JUSTICE SECTOR			
167	032600100100	459-0100	MINISTRY OF JUSTICE	2,340,000.00	10,205,070.51	7,865,070.51
168	032600700200		NEWLY CREATED MDAs	-	6,577,333.58	6,577,333.58
169	032600700200	459-5700	OFFICE OF PUBLIC DEFENDER	1,350,000.00	5,200,000.00	3,850,000.00
			TOTAL LAW AND JUSTICE SECTOR	3,690,000.00	21,982,404.09	18,292,404.09

S/NO	ADMIN CODE	HEAD	MINISTRIES/DEPARTMENTS/AGENCIES	2017		
				ACTUAL	BUDGET	VARIANCE
				N		N
			SUMMARY			
			ADMINISTRATIVE SECTOR	1,657,924,046.62	2,163,274,980.84	505,350,934.22
			ECONOMIC SECTOR	381,520,030.26	607,354,375.83	225,834,345.57
			SOCIAL SECTOR	185,911,726.35	200,240,106.86	14,328,380.51
			REGIONAL SECTOR	810,000.00	2,041,014.11	1,231,014.11
			LAW AND JUSTICE SECTOR	3,690,000.00	21,982,404.09	18,292,404.09
			TOTAL	2,229,855,803.23	2,994,892,881.73	765,037,078.50

EKITI STATE OF NIGERIA

FINANCIAL STATEMENTS FOR THE YEAR ENDED 31ST DECEMBER, 2017

NOTES TO THE FINANCIAL STATEMENTS

NOTE 25: TRANSFER TO OTHER FUNDS (ACTUAL CASH PAYMENT)

S/NO	ADMIN CODE	HEAD	MINISTRIES/DEPARTMENTS/AGENCIES	2017		
				ACTUAL	BUDGET	VARIANCE
				N	N	N
			ADMINISTRATIVE SECTOR			
1	012500500100	459-2300	OFFICE OF ESTABLISHMENT AND TRAINING	35,833,759.27	62,200,000.00	26,366,240.73
2	011200400100	459-2200	HOUSE OF ASSEMBLY SERVICE COMMISSION	-	20,669,483.62	20,669,483.62
3	012300100100	457-0100	MINISTRY OF INFORMATION, SOCIAL DEVELOPMENT, SPORTS AND CULTURE	-	16,441,502.49	16,441,502.49
4	011100100100	459-0400	GENERAL ADMINISTRATION DEPARTMENT	174,197,500.00	378,754,232.64	204,556,732.64
5	011101300200	459-5100	POLITICAL AND ECONOMIC AFFAIRS DEPARTMENT	171,210,000.00	1,230,389,672.35	1,059,179,672.35
6	011100800100	458-1200	EKITI STATE EMERGENCY MANAGEMENT AGENCY(SEMA)	6,550,000.00	12,173,709.04	5,623,709.04
7	011200300100	459-2100	HOUSE OF ASSEMBLY	26,650,000.00	71,775,662.59	45,125,662.59
8	014000100100	459-2800	STATE AUDITOR-GENERAL'S OFFICE	-	10,000,000.00	10,000,000.00
9		459-2900	STATE AUDITOR-GENERAL FOR LOCAL GOVERNMENT	1,500,000.00	5,000,000.00	3,500,000.00
10	011103800100	459-1800	CHRISTIAN PILGRIMS BOARD	10,000,000.00	20,000,000.00	10,000,000.00
11	011103700100	459-1900	MUSLIM PILGRIMS BOARD	4,000,000.00	25,000,000.00	21,000,000.00
12	014700100100	459-3900	CIVIL SERVICE COMMISSION	-	2,267,793.45	2,267,793.45

S/NO	ADMIN CODE	HEAD	MINISTRIES/DEPARTMENTS/AGENCIES	2017		
				ACTUAL	BUDGET	VARIANCE
				N	N	N
13	011103400200	459-4500	OFFICE OF PUBLIC DEFENDER	-	8,000,000.00	8,000,000.00
			TOTAL ADMINISTRATIVE SECTOR	429,941,259.27	1,862,672,056.18	1,432,730,796.91
			ECONOMIC SECTOR			
14	23600400200		BUREAU OF TOURISM, ARTS AND CULTURE	-	5,000,000.00	5,000,000.00
15	022000100100	453-0400	MINISTRY OF FINANCE	4,307,338,072.76	5,862,569,234.05	1,555,231,161.29
16	022200100100	453-0700	EKITI STATE ENTERPRISES DEVELOPMENT AGENCY	-	-	-
17	022000700100	459-3600	OFFICE OF THE ACCOUNTANT GENERAL	48,922,991.00	167,092,959.37	118,169,968.37
18	022700500100	454-0200	JOB CREATION AND EMPLOYMENT AGENCY	-	5,669,483.62	5,669,483.62
19	022800700200	459-1504	BUREAU OF COMMUNICATION TECHNOLOGY AND SOCIAL MEDIA	4,500,000.00	8,656,521.64	4,156,521.64
20	023800100100	459-3100	MINISTRY OF BUDGET, ECONOMIC PLANNING AND SERVICE DELIVERY	31,040,500.00	79,372,770.65	48,332,270.65
21	022905500100	454-1100	EKITI STATE TRAFFIC MANAGEMENT AGENCY	17,400,000.00	40,000,000.00	22,600,000.00
22	023800400100	459-3200	BUREAU OF STATISTICS	-	10,000,000.00	10,000,000.00
23	025210200100	454-0800	EKITI STATE WATER CORPORATION	61,900,000.00	100,000,000.00	38,100,000.00
24		458-0101	MINISTRY OF LANDS,HOUSING AND URBAN DEVT.	9,900,000.00	15,000,000.00	5,100,000.00
			TOTAL ECONOMIC SECTOR	4,481,001,563.76	6,293,360,969.33	1,812,359,405.57

S/NO	ADMIN CODE	HEAD	MINISTRIES/DEPARTMENTS/AGENCIES	2017		
				ACTUAL	BUDGET	VARIANCE
				N	N	N
			SOCIAL SECTOR			
25	051700100100	455-0100	MINISTRY OF EDUCATION, SCIENCE AND TECHNOLOGY	1,610,655,807.84	1,700,744,689.66	90,088,881.82
26	051705300100	455-0500	BOARD OF TECHNICAL AND VOCATIONAL EDUCATION	13,295,350.00	77,240,037.17	63,944,687.17
27	051705500200	455-0600	AGENCY FOR ADULT AND NON-FORMAL EDUCATION	8,000,000.00	24,169,483.62	16,169,483.62
28	052100100100	456-0100	MINISTRY OF HEALTH	67,000,000.00	80,000,000.00	13,000,000.00
29	051705600100	455-0300	EKITI STATE SCHOLARSHIP BOARD	850,000.00	68,033,803.41	67,183,803.41
30	053500100100	458-0700	MINISTRY OF ENVIRONMENT	19,500,000.00	25,000,000.00	5,500,000.00
31	053505300100	458-1000	EKITI STATE WASTE MANAGEMENT BOARD	91,363,500.00	107,556,000.00	16,192,500.00
32	051400100100	457-0600	MINISTRY OF WOMEN AFFAIRS, GENDER EMPOWERMENT & SOCIAL WELFARE	18,897,042.03	120,395,173.59	101,498,131.56
33	051300100100	457-0400	YOUTH DEVELOPMENT	1,800,000.00	3,050,302.36	1,250,302.36
34	053905100200	457-0500	SPORTS COUNCIL	-	19,691,050.50	19,691,050.50
35	051700300100	455-0400	SUBEB	-	32,000,000.00	32,000,000.00
			TOTAL SOCIAL SECTOR	1,831,361,699.87	2,257,880,540.31	426,518,840.44
			REGIONAL SECTOR			
36	045102100200	459-4400	SERVE-EKS	-	-	-
			TOTAL REGIONAL SECTOR	-	-	-

S/NO	ADMIN CODE	HEAD	MINISTRIES/DEPARTMENTS/AGENCIES	2017		
				ACTUAL	BUDGET	VARIANCE
				N	N	N
			LAW AND JUSTICE SECTOR			
37		433125	MINISTRY OF JUSTICE	250,205,550.00	335,423,496.94	85,217,946.94
			TOTAL LAW AND JUSTICE SECTOR	250,205,550.00	335,423,496.94	85,217,946.94
			SUMMARY			
			ADMINISTRATIVE SECTOR	429,941,259.27	1,862,672,056.18	1,432,730,796.91
			ECONOMIC SECTOR	4,481,001,563.76	6,293,360,969.33	1,812,359,405.57
			SOCIAL SECTOR	1,831,361,699.87	2,257,880,540.31	426,518,840.44
			REGIONAL SECTOR	-	-	-
			LAW AND JUSTICE SECTOR	250,205,550.00	335,423,496.94	85,217,946.94
			TOTAL	6,992,510,072.90	10,749,337,062.76	3,756,826,989.86

EKITI STATE OF NIGERIA

FINANCIAL STATEMENTS FOR THE YEAR ENDED 31ST DECEMBER, 2017

NOTES TO THE FINANCIAL STATEMENTS

NOTE 26: SUBVENTION/GRANTS TO TERTIARY INSTITUTIONS AND PARASTALTALS (ACTUAL CASH PAYMENT)

S/NO	ADMIN CODE	HEAD	TETIARY INSTITUTIONS/PARASTALTALS	2017		
				ACTUAL	BUDGET	VARIANCE
				N	N	N
	012300200100	457-0102	MINISTRY OF INFORMATION, YOUTH AND SPORT (CIVIC ORIENTATION)	3,960,000.00	11,699,924.35	7,739,924.35
	012400400100	457-0415	NIGERIA SECURITY AND CIVIL DEFENCE CORPS	6,416,663.00	8,164,056.11	1,747,393.11
	012400400200	459-2303	NIGERIAN LEGION	1,650,000.00	2,700,000.00	1,050,000.00
	031800100100	459-0200	THE JUDICIARY	881,722,616.00	1,218,216,870.34	336,494,254.34
	031801100100	459-0300	JUDICIAL SERVICE COMMISSION	59,759,326.00	110,937,887.83	51,178,561.83
	051701800100	455-1200	COLLEGE OF EDUCATION - IKERE EKITI	2,498,387,571.00	4,007,921,949.61	1,509,534,378.61
	051702100100	455-1000	EKITI STATE UNIVERSITY	7,618,855,423.00	5,891,125,264.12	(1,727,730,158.88)
	052102600100	456-0300	EKITI STATE UNIVERSITY TEACHING HOSPITAL	2,596,307,457.99	3,200,000,000.00	603,692,542.01
	052110600100	456-0200	COLLEGE OF HEALTH TECHNOLOGY	419,983,699.94	442,227,478.69	22,243,778.75
	053905100200	457-0405	EKITI UNITED FOOTBALL CLUB	41,800,000.00	64,600,000.00	22,800,000.00
			TOTAL	14,128,842,756.93	14,957,593,431.05	828,750,674.12

EKITI STATE OF NIGERIA

FINANCIAL STATEMENTS FOR THE YEAR ENDED 31ST DECEMBER, 2017

NOTES TO THE FINANCIAL STATEMENTS

NOTE 27: PURCHASE/CONSTRUCTION OF ASSETS (ACTUAL CASH PAYMENT)

S/NO	ADMIN CODE	HEAD	MINISTRIES/DEPARTMENTS/AGENCIES	2017		
				ACTUAL	BUDGET	VARIANCE
				N	N	N
			ADMINISTRATIVE SECTOR			
1	011100100100	459-0400	GOVERNOR OFFICE (GAD)	640,547,829.29	1,732,157,098.81	1,091,609,269.52
2	011100100101	459-1001	EKITI STATE GOVERNORS LODGE, ABUJA	-	-	-
3	011100100200	459-1500	OFFIC OF THE DEPUTY GOVERNOR	-	15,000,000.00	15,000,000.00
4	011100300100	459-5400	EKITI STATE BOUNDARY COMMISSION	-	2,600,000.00	2,600,000.00
5	011100800100	458-1200	STATE EMERGENCY MANAGEMENT AGENCY (SEMA)	-	12,500,000.00	12,500,000.00
6	011101000100	459-0700	BUREAU OF PUBLIC PROCUREMENT (BPP)	-	11,000,000.00	11,000,000.00
10	011101300100	459-0500	OFFICE OF SECRETARY TO THE STATE GOVERNMENT (SSG)	-	3,000,000.00	3,000,000.00
11	011101300400	459-1200	POLITICAL AND INTER-PARTY AFFAIRS (P & E)	-	2,500,000.00	2,500,000.00
12	011102000100	459-5000	EKITI STATE STOMACH INFRASTRUCTURE AGENCY		100,000,000.00	100,000,000.00
14	011102100200	459-1000	EKITI STATE LIAISON OFFICE -ABUJA	-	25,000,000.00	25,000,000.00
16	011103400100	459-5500	BUREAU OF PUBLIC SERVICE REFORMS	-	8,725,000.00	8,725,000.00
17	011103400200	459-4500	BUREAU OF TRANSFORMATION AND STRATEGY	-	3,000,000.00	3,000,000.00

S/NO	ADMIN CODE	HEAD	MINISTRIES/DEPARTMENTS/AGENCIES	2017		
				ACTUAL	BUDGET	VARIANCE
19	011103500100	459-2600	EKITI STATE PENSON COMMISSION/BOARD	-	50,000,000.00	50,000,000.00
20	011103700100	459-1900	MUSLIM PILGRIM WELFARE BOARD	-	500,000.00	500,000.00
21	011103800100	459-1800	CHRISTIAN PILGRIM WELFARE BOARD	-	2,500,000.00	2,500,000.00
22	011111300100	459-1600	GOVERNMENT HOUSE PROTOCOL	132,635,608.00	236,000,000.00	103,364,392.00
27	011111300500	459-3000	CABINET DEPARTMENT GOV. OFFICE	-	252,500,000.00	252,500,000.00
28	011113200100	459-2000	INTEGRATION & INTER-GOVERNMENTAL AFFAIRS	-	3,500,000.00	3,500,000.00
31	011200300100	459-2100	HOUSE OF ASSEMBLY	2,600,000.00	280,000,000.00	277,400,000.00
32	011200400100	459-2200	HOUSE OF ASSEMBLY SERVIC COMMISSION	-	23,500,000.00	23,500,000.00
34	012300100100	457-0100	MINISTRY OF INFORMATION, YOUTH AND SPORTS DEVELOPMENT	60,400,000.00	295,500,000.00	235,100,000.00
36	012300300100	457-0200	BROADCASTING SERVICE OF EKITI STATE	-	35,750,000.00	35,750,000.00
37	012301300100	457-0300	GOVERNMENT PRINTING PRESS	-	5,250,000.00	5,250,000.00
41	012500100100	459-0600	OFFICE OF THE HEAD OF SERVICE	-	5,000,000.00	5,000,000.00
43	012500500100	459-2300	OFFICE OF ESTABLISHMENT AND TRAINING	-	56,500,000.00	56,500,000.00
44	014000100100	459-2800	STATE AUDITOR GENERAL OFFICE	3,541,700.00	10,000,000.00	6,458,300.00
46	014000100300	459-2900	OFFICE OF AUDITOR-GENERAL FOR LOCAL GOVERNMENT	-	15,000,000.00	15,000,000.00
47	014700100100	459-3900	CIVIL SERVICE COMMISSION	-	7,500,000.00	7,500,000.00
48	014800100100	459-4100	STATE INDEPENDENT ELECTORAL COMMISSION	230,052,000.00	394,000,000.00	163,948,000.00
			TOTAL ADMINISTRATION SECTOR	1,069,777,137.29	3,588,482,098.81	2,518,704,961.52

S/NO	ADMIN CODE	HEAD	MINISTRIES/DEPARTMENTS/AGENCIES	2017		
				ACTUAL	BUDGET	VARIANCE
			ECONOMIC SECTOR			
51	021500100100	451-0100	MINISTRY OF AGRICULTURE AND RURAL DEVELOPMENT	8,713,600.00	189,000,000.00	180,286,400.00
52	021500100300	451-0200	DIRECTORATE OF FARM SETTLEMENT AND PEASANT FARMER DEVELOPMENT	-	43,966,207.80	43,966,207.80
53	021502100200	455-0200	SCHOOL AGRICULTURE AND ENTERPRISE	-	10,000,000.00	10,000,000.00
54	021510200100	451-0500	AGRICULTURAL DEVELOPMENT PROJECT	-	41,150,000.00	41,150,000.00
55	021510200200	451-0600	FADAMA PROJECT	227,850,000.00	16,000,000.00	(211,850,000.00)
56	021510900100	458-0800	FORESTRY DEPARTMENT	-	15,000,000.00	15,000,000.00
57	021511000100	451-0300	FOUNTAIN AGRIC MARKETING AGENCY	-	5,600,000.00	5,600,000.00
58	022000100100	453-0400	MINISTRY OF FINANCE AND ECONOMIC DEVELOPMENT	-	100,000,000.00	100,000,000.00
59	022000600100	459-5200	CENTRAL INTERNAL AUDIT OFFICE	-	3,000,000.00	3,000,000.00
60	022000700100	459-3600	OFFICE OF THE ACCOUNTANT GENERAL	36,314,276.05	200,000,000.00	163,685,723.95
61	022000800100	459-3800	INTERNAL REVEUNE SERVICE	-	27,500,000.00	27,500,000.00
62	022200100100	452-0100	MINISTRY OF COMMERCE, INDUSTRIES AND COOPERATIVES	-	125,850,000.00	125,850,000.00
63	022200100500	453-0700	EKITI STATE ENTERPRISES DEVELOPMENT AGENCY	-	6,600,000.00	6,600,000.00
64	022200100600	454-0300	MULTI PURPOSE CREDIT AGENCY	-	4,633,745.88	4,633,745.88
65	022700100200	454-0100	BUREAU OF PRODUCTIVITY AND EMPOWERMENT	723,763,450.00	750,000,000.00	26,236,550.00
66	022700500100	454-0200	JOB CREATION AND EMPLOYMENT AGENCY	-	2,500,000.00	2,500,000.00

S/NO	ADMIN CODE	HEAD	MINISTRIES/DEPARTMENTS/AGENCIES	2017		
				ACTUAL	BUDGET	VARIANCE
	22700600100		STATE GOVERNANCE AND CAPACITY BUILDING (PSGRDP)	120,580,226.46	-	(120,580,226.46)
67	022800700100	454-0700	DIRECTORATE OF INFORMATION, COMMUNICATION AND TECHNOLOGY (ICT)	591,400.00	42,100,000.00	41,508,600.00
68	022905500100	454-1100	EKITI STATE TRAFFIC MANAGEMENT AGENCY	-	5,000,000.00	5,000,000.00
69	023100300100	454-0600	EKITI STATE ELECTRICITY BOARD	124,672,326.09	350,000,000.00	225,327,673.91
70	023305100100	452-0300	EKITI STATE MINERAL RESOURCES DEVELOPMENT AGENCY	-	42,050,000.00	42,050,000.00
71	023400100100	454-1000	MINISTRY OF WORKS AND TRANSPORT	8,655,257,166.19	13,450,000,000.00	4,794,742,833.81
72	023400200100	458-0500	OFFICE OF SURVEYOR -GENERAL OF THE STATE	2,854,500.00	45,000,000.00	42,145,500.00
73	023600400200	453-0100	BUREAU OF TOURISM ART AND CULTURE	-	25,000,000.00	25,000,000.00
74	023800100100	459-3100	BUDGET AND ECONOMIC PLANNING (MIN. OF BUDGET)	428,800,000.00	2,435,151,532.75	2,006,351,532.75
	023800100100		YOUTH EMPLOYMENT AND SOCIAL SUPPORT OPERATION (YESSO) DRAW DOWN	52,882,592.30	-	(52,882,592.30)
75	023800400100	459-3200	BUREAU OF STATISTICS	-	36,855,072.12	36,855,072.12
76	023800400200	459-3400	SUSTAINABLE DEVELOPMENT GOALS (SDG) OFFICE	-	-	-
	023800400200		SDG (DRAW DOWN)	-	1,200,000,000.00	1,200,000,000.00
77	025000100100	459-4000	FISCAL RESPONSIBILITY COMMISSION	-	2,000,000.00	2,000,000.00
78	025210200100	454-0800	EKITI STATE WATER CORPORATION	-	500,000,000.00	500,000,000.00
79	025210300100	454-0900	RURAL WATER SUPPLY AND SANITATION AGENCY	-	25,000,000.00	25,000,000.00
	025210300100		3RD NATIONAL URBAN WATER SECTOR REFORM PROJECT (NUWSRP-3)	240,814,796.80	-	(240,814,796.80)
	025210300100		FEDERAL MINISTRY OF WATER RESOURCES ASSISTED PROGRAMM	-	-	-

S/NO	ADMIN CODE	HEAD	MINISTRIES/DEPARTMENTS/AGENCIES	2017		
				ACTUAL	BUDGET	VARIANCE
	025210300100		EU ASSISTED WATER SUPPLY/SANITATION SECTOR REFORM PROGRAMM III	-	-	-
80	025300100100	458-0100	MINISTRY OF LAND, HOUSING AND URBAN DEVELOPMENT	128,705,332.79	325,000,000.00	196,294,667.21
81	025301000100	458-0200	STATE HOUSING CORPORATION	867,000.00	80,000,000.00	79,133,000.00
82	025305600100	458-0600	URBAN RENEWAL AGENCY (CAPITAL URBAN DEVELOPMENT AUTHORITY)	-	10,000,000.00	10,000,000.00
83	026100100100	454-0500	MINISTRY OF PUBLIC UTILITIES	2,270,000.00	101,000,000.00	98,730,000.00
84	026100100200	459-4300	UTILITY SERVICE DEPARTMENT		28,000,000.00	28,000,000.00
			TOTAL ECONOMIC SECTOR	10,754,936,666.68	20,242,956,558.55	9,488,019,891.87
			LAW AND JUSTICE SECTOR			
85	031800100100	459-0200	THE JUDICIARY	-	60,000,000.00	60,000,000.00
86	031801100100	459-3000	JUDICIAL SERVICE COMMISSION	-	109,500,000.00	109,500,000.00
87	032600100100	459-0100	MINISTRY OF JUSTICE	-	37,449,393.46	37,449,393.46
88	032600700200	459-5700	OFFICE OF PUBLIC DEFENDER	-	11,000,000.00	11,000,000.00
89	032605200100	459-0301	CUSTOMARY COURT OF APPEAL	-	-	-
			TOTAL LAW AND JUSTICE SECTOR	-	217,949,393.46	217,949,393.46
			REGIONAL SECTOR			
90	045102100400	454-0400	EKITI STATE COMMUNITY DEVELOPMENT AGENCY (DRAW DOWN)	351,624,183.71	-	(351,624,183.71)

S/NO	ADMIN CODE	HEAD	MINISTRIES/DEPARTMENTS/AGENCIES	2017		
				ACTUAL	BUDGET	VARIANCE
			TOTAL REGIONAL SECTOR	351,624,183.71	-	(351,624,183.71)
			SOCIAL SERVICE SECTOR			
92	051305500100	459-0402	EKITI DIASPORA OFFICE	-	-	-
93	051400100100	457-0600	MINISTRY OF WOMEN AFFAIRS, GENDER EMPOWERMENT & SOCIAL WELFARE	223,474,500.00	516,500,000.00	293,025,500.00
94	051700100100	455-0100	MINISTRY OF EDUCATION, SCIENCE ND TECHNOLOGY	354,612,041.27	1,552,000,000.00	1,197,387,958.73
95	051700100100		FOREIGN LOAN DRAW DOWN(SEPIP)	357,740,118.30	-	(357,740,118.30)
96	051700300100	455-0400	STATE UNIVERSAL BASIC EDUCATION BOARD	-	1,380,000,000.00	1,380,000,000.00
	051700300100		UBEC PROJECT (FEDERAL GOVT./WORD BANK)	-	-	-
97	051700800100	455-0800	EKITI STATE LIBRARY BOARD	-	9,000,000.00	9,000,000.00
98	051701800100	455-1200	COLLEGE OF EDUCATION - IKERE EKITI	-	30,000,000.00	30,000,000.00
99	051702100100	455-1000	EKITI STATE UNIVERSITY	-	130,000,000.00	130,000,000.00
100	051705400100	455-0700	STATE TEACHING SERVICE COMMISSION	-	7,500,000.00	7,500,000.00
101	051705500100	455-0500	BOARD FOR TECHNICAL AND VOCATIONAL EDUCATION	89,383,564.53	545,250,000.00	455,866,435.47
102	051705500200	455-0600	AGENCY FOR ADULT AND NON-FORMAL EDUCATION	-	12,500,000.00	12,500,000.00
103	051705500300	452-0101	COOPERATIVE DEPARTMENT AND COOPERATIVE COLLEGE, IJERO-EKITI	-	-	-
104	051705600100	455-0300	STATE SCHOLARSHIP BOARD	-	2,000,000.00	2,000,000.00
105	051705600200	455-0900	EDUCATION TRUST(ENDOWMENT) FUND	-	2,000,000.00	2,000,000.00

S/NO	ADMIN CODE	HEAD	MINISTRIES/DEPARTMENTS/AGENCIES	2017		
				ACTUAL	BUDGET	VARIANCE
106	052100100100	456-0100	MINISTRY OF HEALTH	16,048,400.00	350,000,000.00	333,951,600.00
107	052100100100		FOREIN LOAN DRAW DOWN (HIV/AIDS PROGRAM)	-	-	-
108	052100100200	456-0700	EKITI STATE AIDS CONTROL AGENCY	-	-	-
109	052100300100	456-0400	PRIMARY HEALTHCARE DEVELOPMENT AGENCY	3,300,000.00	55,000,000.00	51,700,000.00
110	052102600100	456-0300	EKITI STATE UNIVERSITY TEACHING HOSPITAL	-	75,000,000.00	75,000,000.00
111	052110200100	456-0600	HOSPITAL MANAGEMENT BOARD	-	71,000,000.00	71,000,000.00
112	052110600100	456-0200	COLLEGE OF HEALTH TECHNOLOGY	-	25,000,000.00	25,000,000.00
113	052111300100	456-0500	CENTRAL MEDICAL STORE	-	18,000,000.00	18,000,000.00
114	053500100100	458-0700	MINISTRY OF ENVIRONMENT	-	45,000,000.00	45,000,000.00
115	053501600100	458-0900	STATE ENVIRONMENTAL PROTECTION AGENCY	132,410,119.67	300,000,000.00	167,589,880.33
116	053505300100	458-1000	EKITI STATE WASTE MANAGEMENT BOARD	-	105,000,000.00	105,000,000.00
117	053905100100	457-0500	EKITI STATE SPORT COUNCIL	-	5,500,000.00	5,500,000.00
118	0505100100100	459-1300	COMMUNITY DEVELOPMENT AND CHIEFTANCY AFFAIRS-STATE	-	69,382,818.35	69,382,818.35
119	0505100200100	459-1400	CHIEFTANCY AFFAIRS	-	10,000,000.00	10,000,000.00
120	0505100300100	459-1401	EKITI STATE COUNCIL OF OBAS	-		-
			TOTAL SOCIAL SERVICE SECTOR	1,176,968,743.77	5,315,632,818.35	4,138,664,074.58
			SUMMARY			

S/NO	ADMIN CODE	HEAD	MINISTRIES/DEPARTMENTS/AGENCIES	2017		
				ACTUAL	BUDGET	VARIANCE
			ADMINISTRATIVE SECTOR	1,069,777,137.29	3,588,482,098.81	2,518,704,961.52
			ECONOMIC SECTOR	10,754,936,666.68	20,242,956,558.55	9,488,019,891.87
			LAW AND JUSTICE SECTOR	-	217,949,393.46	217,949,393.46
			REGIONAL SECTOR	351,624,183.71	-	(351,624,183.71)
			SOCIAL SERVICE SECTOR	1,176,968,743.77	5,315,632,818.35	4,138,664,074.58
			TOTAL	13,353,306,731.45	29,365,020,869.17	16,011,714,137.72

EKITI STATE OF NIGERIA**FINANCIAL STATEMENTS FOR THE YEAR ENDED 31ST DECEMBER, 2017****NOTES TO THE FINANCIAL STATEMENTS****NOTE 28: FOREIGN LOAN DRAW DOWN**

S/NO	PROJECT	AMOUNT (₦)
1	STATE EDUCATION PROGRAME INVESTMENT PROJECT (SEPIP)	3,179,624,318.30
2	YOUTH EMPLOYMENT AND SOCIAL SUPPORT OPERATION (YESSO)	52,882,592.30
3	PUBLIC SECTOR GOVERNANCE REFORM AND DEVELOPMENT PROJECT (PSGRDP)	120,580,226.46
4	3RD NATIONAL URBAN WATER SECTOR REFORM PROJECT (3RD NUWRP)	76,364,796.80
5	FADAMA III	227,850,000.00
6	COMMUNITY SOCIAL DEVELOPMENT PROJECT	351,624,183.71
	TOTAL	4,008,926,117.57

NOTE 29: DOMESTIC LOANS

S/NO	DETAILS	AMOUNT (₦)
1	BUDGET SUPPORT FUND	8,255,000,000.00
2	JAAC	240,000,000.00

S/NO	PROJECT	AMOUNT (₦)
	TOTAL	8,495,000,000.00

EKITI STATE OF NIGERIA

FINANCIAL STATEMENTS FOR THE YEAR ENDED 31ST DECEMBER, 2017

NOTES TO THE FINANCIAL STATEMENTS

NOTE 30A: FACILITY REPAYMENT (FOREIGN LOAN DRAWN DOWN)

S/NO	HEADS	OPENING BALANCE (2016 RATE)	OPENING BALANCE (2017 RATE)	ADDITIONAL LOAN	TOTAL LOAN	PRICIPAL PAYMENT	INTEREST PAYMENT	TOTAL PAYMENT	TOTAL PAYMENT IN NAIRA	CLOSING BALANCE	CLOSING BALANCE
A	B	C	D	E	F=D+E	G	H	I=G+H	J=I*306	K=F-G	L=K*306
		\$	\$	\$	\$	\$	\$	\$	N	\$	N
1	MULTI STATE AGRIC DEV. PROJ. (46%)	4,259,653.47	4,516,186.38	-	4,516,186.38	602,158.19	32,742.35	634,900.54	194,279,565.24	3,914,028.19	1,197,692,626.14
2	COMM BASED POVERTY REDUCTION	8,577,446.10	9,094,013.30	-	9,094,013.30	270,902.60	67,697.15	338,599.75	103,611,523.50	8,823,110.70	2,699,871,874.20
3	UNIVERSAL BASIC EDUCATION	2,899,322.65	2,899,322.65	-	2,899,322.65	125,000.00	21,510.54	146,510.54	44,832,225.24	2,774,322.65	848,942,730.90
4	HEALTH SYSTEM DEV. PROJ. (II)	2,220,492.14	2,354,218.82	-	2,354,218.82	145,225.38	17,384.33	162,609.71	49,758,571.26	2,208,993.44	675,951,992.64
5	HIV/AIDS PROGRAMME	1,571,559.03	1,666,204.40	-	1,666,204.40	54,546.44	12,394.26	66,940.70	20,483,854.20	1,611,657.96	493,167,335.76
6	3RD NATIONAL FADAMA DEV. PROJECT	3,830,474.42	4,061,160.50	-	4,061,160.50	-	30,458.70	30,458.70	9,320,362.20	4,061,160.50	1,242,715,113.00
7	HEALTH SYSTEM DEV. PROJ. (ADD. FINANCE)	3,014,898.09	3,196,466.99	-	3,196,466.99	-	23,973.50	23,973.50	7,335,891.00	3,196,466.99	978,118,898.94
8	2ND HIV/AIDS PROGRAMME	4,282,313.02	4,540,210.59	-	4,540,210.59	-	34,051.62	34,051.62	10,419,795.72	4,540,210.59	1,389,304,440.54
9	STATE EDUCATION PROGRAM INV. PROJ.	22,558,093.93	22,558,093.93	10,375,226.20	32,933,320.13	-	217,269.97	217,269.97	66,484,610.82	32,933,320.13	10,077,595,959.78
10	3RD NATIONAL URBAN WATER SECTOR REFORM	3,662,977.97	3,883,576.77	261,261.73	4,144,838.50	-	30,468.99	30,468.99	9,323,510.94	4,144,838.50	1,268,320,581.00
11	NATIONAL PROGRAMME FOR FOOD SECURITY	-	-	-	-	99,449.00	-	99,449.00	30,431,394.00	9,845,451.00	3,012,708,006.00

	TOTAL	56,877,230.82	58,769,454.33	10,636,487.93	69,405,942.26	1,297,281.61	487,951.41	1,785,233.02	546,281,304.12	78,053,560.65	23,884,389,558.90
--	--------------	---------------	---------------	---------------	---------------	--------------	------------	--------------	----------------	---------------	-------------------

NOTE

	N	N
BALANCE B/F	17,347,555,400.10	
ADDITION	3,254,765,306.58	
ADDITION YET TO BE CAPTURED BY DMO	754,160,810.99	
TOTAL		21,356,481,517.67
LESS:		
PRINCIPAL REPAYMENT		608,306,460.88
BALANCE C/D		20,748,175,056.79

EKITI STATE OF NIGERIA

FINANCIAL STATEMENTS FOR THE YEAR ENDED 31ST DECEMBER, 2017

NOTES TO THE FINANCIAL STATEMENTS

NOTE 30B: FACILITY REPAYMENT (DOMESTIC LOANS)

S/NO	HEADS	OPENING BALANCE	ADDITIONAL LOAN	TOTAL LOAN	PRINCIPAL PAYMENT	INTEREST PAYMENT	TOTAL PAYMENT	CLOSING BALANCE
A	B	C	D	E=C+D	F	G	H=F+G	I=E-F
		N	N	N	N	N	N	N
1	FGN BONDS	18,612,415,236.20	-	18,612,415,236.20	233,041,265.67	2,744,802,555.69	2,977,843,821.36	18,379,373,970.53
2	BAIL OUT	9,391,445,169.41	-	9,391,445,169.41	199,797,708.59	836,954,330.17	1,036,752,038.76	9,191,647,460.82
3	BOND PROCEEDS	13,259,114,852.81	-	13,259,114,852.81	3,572,924,695.31	2,422,932,996.81	5,995,857,692.12	7,263,257,160.69
4	SKYE (SCOA)	110,000,000.00	-	110,000,000.00	-	-	-	110,000,000.00
5	ACCESS (ECA)	9,862,521,839.90	-	9,862,521,839.90	205,243,867.18	874,427,279.90	1,079,671,147.08	9,657,277,972.72
6	BUDGET SUPPORT FUND	8,614,000,000.00	8,255,000,000.00	16,869,000,000.00	-	-	-	16,869,000,000.00
7	UBEC 2012/2015	2,887,788,065.28	-	2,887,788,065.28	200,000,000.00	-	200,000,000.00	2,687,788,065.28
8	NUWSRP- 3	410,125,000.00	-	410,125,000.00	164,450,000.00	-	164,450,000.00	245,675,000.00
9	FERTILIZER SUBSIDY	-	-	-	108,991,353.78	-	108,991,353.78	-
10	JAAC	-	240,000,000.00	240,000,000.00	-	-	-	240,000,000.00

	TOTAL	63,147,410,163.60	8,495,000,000.00	71,642,410,163.60	4,684,448,890.53	6,879,117,162.57	11,563,566,053.10	66,957,961,273.07
--	--------------	-------------------	------------------	-------------------	------------------	------------------	-------------------	-------------------

EKITI STATE OF NIGERIA**FINANCIAL STATEMENTS FOR THE YEAR ENDED 31ST DECEMBER, 2017****NOTES TO THE FINANCIAL STATEMENTS****NOTE 31: RECONCILED ACCOUNTANT-GENERAL'S CASH BOOK BALANCE AS AT 31/12/17**

S/NO	BANK	ACCOUNT NAME	AMOUNT
			N
1	ACCESS	IGR	223,055,107.81
2	ACCESS	CAPITAL PROJECT	1,302,110,993.55
3	ACCESS	LEGAL FEES	38,361,935.07
4	ACCESS	VAT	440,694,466.01
5	ACCESS	TRAFFIC CONTROL	5,627,338.74
6	DIAMOND	IGR	2,697,792.83
7	DIAMOND	EKSG COMM. DEV.	31,142,547.35
8	DIAMOND	L.G COMM. DEV.	6,549,592.23
9	DIAMOND	CAPITAL	197,578.03
10	DIAMOND	RESERVE FUNDS	420,836.76
11	DIAMOND	LEGAL FEES	11,562,356.13
12	ECO	RESERVE FUNDS	118,020,000.00
13	FCMB	IGR	100,408,460.24
14	FCMB	SURE-P	3,303,332.30
15	FCMB	SPECIAL PROJECT	629,501.26
16	FCMB	SOCIAL RESPONSIBILITY	9,997,115.00
17	FIDELITY	IGR	581,515.86
18	FIDELITY	CRIME PREV. SCHEME	419,330.00
19	FIDELITY	EKSG TESCO	434,826.52
20	FIRST BANK	IGR	13,850,043.54

S/NO	BANK	ACCOUNT NAME	AMOUNT
			N
21	FIRST BANK	Agric Credit Scheme	33,032,651.95
22	FIRST BANK	NUMBER PLATE	5,843,318.70
23	GTB	IGR	17,702.03
24	GTB	OTHER CHARGES	6,383.76
25	HERITAGE	IGR	23,925,772.53
26	HERITAGE	EKSG COMM. DEV.	201,043,297.47
27	KEYSTONE	IGR	223,749.16
28	SKYE	IGR	6,305,532.68
29	SKYE	FAAC/CRF	781,462,166.56
30	SKYE	LAPTOP REPAYMENT	25,617,075.08
31	SKYE	CSS	13,845,914.79
32	SKYE	E-PAYROLL	5,837,615.83
33	SKYE	VAT	3,917,325,872.99
34	SKYE	BOND PROCCEEDS	1,290.83
35	SKYE	BACKDUTY	25,909.69
36	STANBIC	IGR	25,350.60
37	STANBIC	CAPITAL	19,262.04
38	STANBIC	LOCK-UP SHOP	28,460,909.74
39	STERLING	RESERVE FUNDS	1,792,678.68
40	STERLING	SEPIP	343,215.65
41	STERLING	TECH. COLLEGE DEV. LEVY	1,083,122.00
42	STERLING	FORESTRY REGENERATION	7,378,490.00
43	STERLING	IGR	1,214,036,101.55
44	STERLING	CSS REFUNDS	28,704,845.18
45	STERLING	SOCIAL SECURITY	464,073,211.50
46	STERLING	E-PYT SOCIAL SECURITY	2,097,310.00

S/NO	BANK	ACCOUNT NAME	AMOUNT
			N
47	STERLING	SEC. SCHL. DEV. LEVY	298,384,645.83
48	STERLING	PRY. SCHL. DEV. LEVY	156,716,054.99
49	UBA	IGR	112,327.22
50	UBA	CSS	4,546,944.04
51	UBA	OTHER CHARGES	293,513.55
52	UBA	FURNITURE	1,021,715.48
53	UBA	CRF	280,756.71
54	UBA	CAPITAL	424,163.92
55	UNION	IGR	105,592,938.25
56	UNION	CAPITAL	65,321.59
57	UNION	LAPTOP REPAYMENT	134,571.20
58	UNION	RENT	360,461.50
59	UNITY	UNSERVICEABLE	103,736.73
60	UNITY	FERTILIZER	498,989.98
62	WEMA	IGR	136,623,426.43
63	WEMA	TIPPERS' HAULAGE FEES	7,013,968.26
64	WEMA	CAPITAL	11,825,398.87
65	WEMA	DIVIDEND	113,829.05
66	WEMA	RENT	4,854,114.44
67	WEMA	INTEREST	403,914.86
68	WEMA	SHARES	990,551.33
69	WEMA	PTF MOTOR VEHICLE	263,307.16
70	WEMA	SEPIP	846,725,591.86
71	WEMA	CAPITAL DEV. FUND	473,340,699.17
72	WEMA	REMITTANCE	2,715,535.88
73	WEMA	STOMACH INFRASTRU	15,511.14

S/NO	BANK	ACCOUNT NAME	AMOUNT
			N
74	WEMA	CONTIGENCY	7,389,455.75
75	WEMA	CONSOL. DEBT SERVICE	103,701,338.52
76	ZENITH	IGR	23,998.72
		TOTAL	11,237,130,202.65

RECONCILED CASH BOOK BALANCES OF MDAs AS AT 31/12/17

S/NO	BANK	ACCOUNT NAME	AMOUNT
			N
1	EDUCATION TRUST FUND		146,938,487.33
	TOTAL		146,938,487.33

	N
TOTAL CASH BOOK BALANCES	11,384,068,689.98

EKITI STATE OF NIGERIA**FINANCIAL STATEMENTS FOR THE YEAR ENDED 31ST DECEMBER, 2017****NOTES TO THE FINANCIAL STATEMENTS****NOTE 32: INVENTORIES**

S/NO	BANK	2017	2016
		N	N
1	ENGINEERING STORES	-	-
2	MEDICAL STORES	-	-
3	INDUSTRIAL/CHEMICAL STORE	-	-
4	FUEL AND LUBRICANTS	-	-
5	AGRICULTURAL INPUTS	-	-
6	SCHOLASTIC MATERIALS	-	-
7	STATIONERY STORES	-	-
8	BUILDING MATERIALS	-	-
	TOTAL	-	-

NOTE 33: RECEIVABLES

S/NO	BANK	2017	2016
		N	N
1	WEMA SHARES	48,825,053.49	48,825,053.49
2	ADVANCES	3,978,586,323.98	4,649,596,325.35
	TOTAL	4,027,411,377.47	4,698,421,378.84

NOTE 34: PREPAYMENTS/ARREARS OF REVENUE

S/NO	BANK	2017	2016
		N	N
1	PREPAYMENTS	-	-
2	ARREARS OF REVENUE	-	-

S/NO	BANK	2017	2016
		N	N
	TOTAL	-	-

EKITI STATE OF NIGERIA**FINANCIAL STATEMENTS FOR THE YEAR ENDED 31ST DECEMBER, 2017****NOTES TO THE FINANCIAL STATEMENTS****NOTE 35: LONG TERM LOANS (REVOLVING LOAN)**

	DETAILS	(N)	(N)	(N)
	CIVIL SERVANTS			
	Housing Loan	1,209,223,464.21		
	Vehicle Loan	1,446,952,259.49		
	TOTAL		2,656,175,723.70	
	SECONDARY SCHOOLS TEACHERS			
	Housing Loan	347,144,014.43		
	Vehicle Loan	188,696,775.52		
	TOTAL		535,840,789.95	
	LOAN TO OTHER TIERS OF GOVERNMENT			
	Local Government (Bail-Out)		786,569,810.33	
	GRAND TOTAL			3,978,586,323.98

NOTE 36: INVESTMENTS (WEMA SHARES)

	DETAILS	(N)	(N)	(N)
	Shares divested to Civil Servants etc	499,743,683.20		
	Add: Unallotted Shares	16,256,316.80		
	Amount released by State Government		516,000,000.00	
	Less:			
	Refunds (2007-2016)		467,174,946.51	
	BALANCE			48,825,053.49

EKITI STATE OF NIGERIA

FINANCIAL STATEMENTS FOR THE YEAR ENDED 31ST DECEMBER, 2017

NOTES TO THE FINANCIAL STATEMENTS

NOTE 37: BOND SINKING FUND ACCOUNT

DETAILS	FIRST TRANCHE	SECOND TRANCHE	TOTAL
	(N)	(N)	(N)
INFLOWS:			
Receipts from State Government	29,789,759,000.00	4,917,984,000.00	34,707,743,000.00
Investment Income	959,630,000.00	90,719,000.00	1,050,349,000.00
TOTAL INFLOW	30,749,389,000.00	5,008,703,000.00	35,758,092,000.00
OUTFLOWS:			
Principal Repayment	14,181,681,000.00	-	14,181,681,000.00
Payment to Bond Holders	13,673,973,000.00	4,642,609,000.00	18,316,582,000.00
Coupon Payment	-	-	-
Consultants Fee	394,078,000.00	9,239,000.00	403,317,000.00
Registrars Fees	3,713,000.00	-	3,713,000.00
Management Fees	101,134,000.00	11,638,000.00	112,772,000.00
Trusteeship Fees	126,000,000.00	52,502,000.00	178,502,000.00
Reimbursable Fees	-	-	-
Bank Charges and Courier	8,000.00	89,000.00	97,000.00
TOTAL OUTFLOW	28,480,587,000.00	4,716,077,000.00	33,196,664,000.00
BALANCE	2,268,802,000.00	292,626,000.00	2,561,428,000.00

NOTE

Balance as at 31/12/16	2,268,494,000.00
Addition	292,934,000.00
Balance as at 31/12/17	2,561,428,000.00

EKITI STATE OF NIGERIA

FINANCIAL STATEMENTS FOR THE YEAR ENDED 31ST DECEMBER, 2017

NOTES TO THE FINANCIAL STATEMENTS

NOTE 38: FIXED ASSETS (PLANT, PROPERTY AND EQUIPMENT)

	LAND & BUILDING	INFRASTRUCTURE	PLANT & MACHINERY	TRANSPORTATION EQUIPMENT	OFFICE EQUIPMENT	FURNITURES & FITTINGS	TOTAL
FIXED ASSETS - PPE	(N)	(N)	(N)	(N)	(N)	(N)	(N)
BALANCE B/FORWARD	-	-	-	-	-	-	-
ADDITION DURING THE YEAR	641,662,390.40	1,723,557,750.13	138,392,326.09	717,334,681.97	79,346,602.50	70,266,830.00	3,370,560,581.09
DISPOSAL DURING THE YEAR	-	-	-	-	-	-	-
BALANCE C/FORWARD	641,662,390.40	1,723,557,750.13	138,392,326.09	717,334,681.97	79,346,602.50	70,266,830.00	3,370,560,581.09
ACCUMULATED DEPRECIATION:							
BALANCE B/FORWARD	-	-	-	-	-	-	-
ADDITION DURING THE YEAR	32,083,119.52	86,177,887.51	13,839,232.61	143,466,936.39	19,836,650.63	14,053,366.00	309,457,192.66
DISPOSAL DURING THE YEAR	-	-	-	-	-	-	-
BALANCE C/FORWARD	32,083,119.52	86,177,887.51	13,839,232.61	143,466,936.39	19,836,650.63	14,053,366.00	309,457,192.66
NET BOOK VALUE:							
AS AT 31/12/16	-	-	-	-	-	-	-
AS AT 31/12/17	609,579,270.88	1,637,379,862.62	124,553,093.48	573,867,745.58	59,509,951.87	56,213,464.00	3,061,103,388.43

EKITI STATE OF NIGERIA**FINANCIAL STATEMENTS FOR THE YEAR ENDED 31ST DECEMBER, 2017****NOTES TO THE FINANCIAL STATEMENTS****NOTE 39: UNREMITTED DEDUCTIONS**

S/NO	DETAILS	2017	2016
		N	N
1	Unremitted Deductions from Salary	1,265,750,692.70	465,203,370.72
2	Unremitted Taxes	-	-
	TOTAL	1,265,750,692.70	465,203,370.72

NOTE 40: PAYABLES

S/NO	DETAILS	2017	2016
		N	N
1	Salaries and Wages	5,818,925,332.85	5,617,815,856.00
2	Pension	1,519,119,649.40	1,693,578,776.56
3	10% Contribution to CPS	64,505,487.36	-
4	Gratuities	10,434,373,386.08	8,851,612,841.67
	TOTAL	17,836,923,855.69	16,163,007,474.23

NOTE 41: ACCRUED EXPENSES

S/NO	DETAILS	2017	2016
		N	N
1	Overhead	94,850,519.38	-
2	Transfer to Other Fund	113,597,650.00	-
3	Grants/Subventions	4,334,248,241.98	4,132,340,194.15
	TOTAL	4,542,696,411.36	4,132,340,194.15

EKITI STATE OF NIGERIA

FINANCIAL STATEMENTS FOR THE YEAR ENDED 31ST DECEMBER, 2017

NOTES TO THE FINANCIAL STATEMENTS

NOTE 42: SCHEDULE OF EXPENDITURE CAPTURED IN PP&E

S/NO	MDAs	CLASSIFICATION	DETAILS	AMOUNT	TOTAL
				N	N
1	MINISTRY OF EDUCATION	Furniture & Fittings	Procurement of 330 units of furniture	7,425,000.00	
			Procurement of 340 units of furniture	7,650,000.00	
			Procurement furniture	7,425,000.00	
			340 units of furniture items	7,650,000.00	
			procurement of plastic furniture	12,633,415.00	
			Procurement of 330 units of furniture	7,425,000.00	
			Procurement of 330 units of furniture	7,425,000.00	
			procurement of plastic furniture	12,633,415.00	
					70,266,830.00
		Lands & Building	renovation of a block of three classrooms with one office	2,058,045.57	
			renovation of a Laboratory block	2,505,174.37	
			renovation of Boys hostel	2,284,424.79	
			renovation of a block of two classroom with a buttery	1,490,606.18	
			renovation of Girls hostel	5,231,331.14	
			renovation of government college	3,148,938.45	
			reconstruction of girls hostel	8,800,000.00	
			renovation of boy's hostel	5,312,942.25	
			renovation of dining hall	2,798,327.60	
			renovation of a block of 4 classroom	2,363,339.67	
			renovation of examination at hall	2,834,044.60	

			renovation of girls hostel	4,708,198.00	
			completion of laboratory block	2,504,880.00	
			renovation of two classroom with butterfly	1,192,484.95	
			renovation of a block of three classrooms with one office	1,852,241.28	
			renovation of a block of four Classrooms	2,127,005.71	
			renovation of dining hall	2,518,494.84	
			renovation of Boys hostel	2,656,471.25	
			renovation of a block of two classroom with a butterfly	149,060.62	
					56,536,011.27
		Office Equipment	procurement of science Equipment	24,918,250.00	
			procurement of science Equipment	24,918,250.00	
			procurement of examination Equipment	2,500,000.00	
			procurement of kitted first aid boxes	3,330,800.00	
			procurement of examination Equipment	2,500,000.00	
					58,167,300.00
		Transportation Equipment	procurement of two nos of 18 seater buses	49,500,000.00	
			procurement of vehicles	49,500,000.00	
					99,000,000.00
			TOTAL		283,970,141.27
2	GENERAL ADMINISTRATION DEPARTMENT	Transportation Equipment	31 nos KIA SERATO 1.6LL	362,573,101.50	
			Hyundai Bus	32,800,000.00	
			570 Lexus Jeep & 2 Toyota	50,522,500.00	
			4 units KIA SERATO 1.6LL	88,604,651.16	
			5 units KIA SERATO 1.6LL	259,716.67	
			4 units KIA RIO	20,574,712.64	
				63,000,000.00	
					618,334,681.97
		Plant and Machinery	Town movers for Ekiti State	1,450,000.00	

					1,450,000.00
		Infrastructure	Landscaping and purchases of horticultural materials	550,000.00	
					550,000.00
		Land and Building			
			Repair of roof	10,106,573.67	
			Repair of roof in the state	9,095,916.29	
			Repair of roof	1,010,657.36	
					20,213,147.32
					640,547,829.29
3	MINISTRY OF HEALTH	Office Equipment	procurement of items at the blood bank	2,876,900.00	
					2,876,900.00
4	PRIMARY HEALTH CARE AGENCY	Land and Building	Maintenance of working of cold chain room	1,300,000.00	
					1,300,000.00
5	House of Assembly	Land and Building	Repair of complex roof	2,600,000.00	
					2,600,000.00
6	Accountant General's Office	Land and Building	Renovation and fortification of the conference hall	300,000.00	
					300,000.00
		Office Equipment	Procurement and Installation of 5KVA inverter system	1,750,000.00	
			Office Equipment for use	144,750.00	
			Procurement of Software solution	744,975.00	
			Procurement of some Office Equipment	326,550.00	
					2,966,275.00

					3,266,275.00
7	State Auditor - General's Office	Office Equipment	reactivation of internet	1,341,700.00	
					1,341,700.00
8	Min. of Agric	Infrastructure	Establishment of cocoa donol Garden	8,713,600.00	
					8,713,600.00
9	Surveyor General	Land and Building	Perimeter and details for surveyor General	1,042,500.00	
			Topo-graphic surveyor of the international school	1,812,000.00	
					2,854,500.00
10	Public Utility	Plant and Machinery	Procurement of fire fighting	2,270,000.00	
					2,270,000.00
11	Board for Technical and Vocational Training	Office Equipment	procurement of tools and training material	7,849,427.50	
			procurement of Destop computer Sysytem	245,000.00	
					8,094,427.50
		Plant and Machinery	Installation of Pelkin Generator	5,000,000.00	
			65 KVA Generator	5,000,000.00	
					10,000,000.00
		Land and Building	completion and decoration workshop	10,685,705.70	
			construction of computer center room	7,793,289.85	
			construction of Electrical workshop	9,980,117.50	
			renovation of science laboratory Mechanical eng.	2,409,588.76	
			renovation of science laboratory	2,409,588.76	
			Construction of Security Gate	999,575.00	
			Additional works at carrying workshop	1,782,944.01	
			Electrical workshop	8,982,105.75	
			Additional works at carrying workshop	12,545,154.20	
			Security gate at Samsung	891,067.50	

					58,479,137.03
					76,573,564.53
12	MINISTRY OF WOMEN AFFAIR	Office Equipment	Empowerment materials	400,000.00	
			Empowerment materials	2,000,000.00	
					2,400,000.00
		Land and Building	Rent for Family Court	1,500,000.00	
					1,500,000.00
					3,900,000.00
13	Electricity Board	Plant and Machinery	Used 1400KVA generating set	49,988,372.09	
			Installation of 1400 generating set &1000 Transformer	49,500,000.00	
			conversion of over head conductor to underground cables	16,403,954.00	
			servicing part for the newly installed 1400KVA generating set	8,780,000.00	
					124,672,326.09
14	Min of Information	Office Equipment	Brand new digital video camera	3,500,000.00	
					3,500,000.00
15	SEPA	Infrastructure	Flood and Erosion control	1,420,506.26	
			Rehabilitation of a street	14,756,775.47	
			Rehabilitation of a street	8,261,975.49	
			construction of land	29,296,535.06	
			50% mobilization Earth dradging of stream	40,027,575.00	
			Earth dradging of stream	36,024,817.50	
					129,788,184.78
16	Min. of Works	Land and Building	Renovation of 3bedroom beside Govt house	4,300,154.46	

			Salvage the Part of building behind deputy govr	5,000,000.00	
			Construction of motor park	4,989,576.36	
			Maintenance of Gate house	104,169,437.93	
			constrction of modern Oja Oba market		
			constrction of Oja Oba modern market		
			Rehabilitation of Adetiloye hall		
			Demolition of CSO building	2,500,000.00	
			Renovation of Bawa Charlet	45,257,625.95	
			Construction of Hope Paper Mills and Federal Housing Road		
			Renovation of 2 boysquarter	24,472,105.36	
			Renovation of deputy govts lodges	3,753,625.00	
			Fencing Landscaping and erection of Street Struction of Stadium	13,927,630.50	
			Renovation and Furnishing of 1block 3bedroom Flat	22,616,535.35	
			Renovation and Furnishing of 1block 3bedroom Flat	78,897,679.71	
			Construction of car park at Okeyinmi	6,373,341.56	
			Renovation of Osuntokun Charlet	10,018,660.49	
			construction of new Govt Office (Interim Vol No1)		
			Renovation of duplex at Bawa lodge	51,133,244.19	
			Additional renovation of Osuntokun Lodge	18,630,948.00	
			Additional renovation of Govt house charlet	15,340,573.37	
			Construction of car park at Govt house	71,032,818.15	
			re- roofing deputy Govt Lodge	3,378,761.50	
			Construction of Speaker resident		
			Construction of new high court complex		
			construction of new Govt Office		
			construction of Govt Office		
			Construction of new hogh court complex (Bal. Payment)		
			Completion of Oja-Oba		
			Relocation of main entrance gate	11,219,876.90	

					497,012,594.78
		Infrastructure	Rehabilitation of Ayetoro-Eru-Iye Road	70,375,904.32	
			Rehabilitation of Ado township		
			Dualization of Ilawe township		
			Construction of Adebayo -Ori- Apata- Nova Road		
			Hurticultural work	28,800,372.69	
			Construction of Overhead bridge		
			Dualization of Ijero Township		
			procurement of 650 pieces of 180 led lamps	92,500,000.00	
			Extension of Ado-Ikere dual carriage way phase II		
			Fee for Consuitancy on Road project		
			Rehabilitation of Iropora-Epe-Araroni-Ijero		
			Rehabilitation of Igbemo-Ilumoba road		
			Rehabilitation of Okemesi Osun Osun State border		
			Rehabilitation of Ifaki-Orin-Ido road		
			Construction of Overhead bridge/Fly over		
			Dualization of Imugbagba Odo-ado,		
			Road Sign and making on selected	1,471,653.35	
			Dualization of Ise township		
			Dualization of Emure township		
			Consultancy fee on Road project		
			Construction of speaker resident road		
			rehabilitation of college road		
			Construction of bumps along Nova road	500,000.00	
			Patching of Potholes and Construction of bumps	36,570,618.00	
			Rehabilitation of Ado township		
			Construction of Adebayo Ori-Apata		
			Rehabilitation of Ayetoro -Ewu-Iye road		

			Consultancy fee on Ise road Project		
			Repair of select portion of Igede, Aramoko, Erio, Ilawe road	57,610,770.00	
			Dualization of Imugbagba Odo-ado,		
			Rehabilitation of ise-Ekiti township		
			Consultancy fee for constitution of new high court complex		
			Installation of Street light on dualization on	176,946,885.61	
			Construction of Overhead bridge	632,640,757.71	
			Construction of drainage Odo-Ado	5,838,787.50	
			Procureemnt of 650 pices of 180 led Lamp	92,500,000.00	
			Rehabilitation of Okemesi Osun Osun State border		
			Dualization of Ijero Township road		
			Rehabilitation of Iropors,Epe,Araromi road		
			Construction of bridge over Ero river		
			Installation of double arm Street light Emure dual carriage road	26,270,425.13	
			consultancy fee for construction of new speaker office		
			Consruction of Igbemo,Ilumoba road		
			Construction of Adebayo Ori road		
			Approved for Street light on State dualization road	100,000,000.00	
			extension of Ado-Ekiti Dualization phase II		
			Hurticultural works along Ado-Iker road		
			Amount Approved for 59 old Street light	1,762,500.00	
			Installation of Street light at Awedele and Ikere road	1,104,294.50	
			procurement and installation of double arms LED street light Ado-Ikere road	1,996,879.00	
			procurement and installation of double arms LED street light Imugbagba odo-Ado	6,043,059.89	
			procurement and installation of double arms LED street light for Govt house phase II	22,146,547.50	
			Repair of three round about and pothople ado-Ekiti	15,349,611.38	
			Lightening and Fencing of Fajuyi high court		
			procurement of additional 400 pieces of LED lamps for on-going project		
			Dualization of Ilawe township		

			Beautification and water fountain along Fajuyi& Ojumose		
			Construction of International School Afao road		
			Construction of Overhead bridge		
			Construction of Otun-Osan-Ora road		
			Car park and advert laying at Govt house	56,809,341.94	
			Construction of Adebayo Ori-Apata in Nova		
			Installation of Street light in Ekiti State Govt House	1,086,397.04	
			Procurement and Installation of Street light for extension of Ado-Ikere Dual Carriage		
			Procurement and Installation of Street light for extension of Ado-Ikere Dual Carriage		
			Installation of Street Light Infrastrure for Govt House	15,836,892.00	
			Consultancy fee for Oja -Oba Ultra Modern Market		
			Approved for Access to Alternative road to Govt office	5,590,935.00	
			Demolition of a building at Fajuyi and 2 building at old garage Ado	6,048,000.00	
					1,455,800,632.56
					1,952,813,227.34
17	Housing Corporation	Land and Building	Survey fees on the Allocated Plot at Fayose Estate	867,000.00	
					867,000.00
18	Housing and Urban	Infrastructure	Compensation to Claimant in Ikere dualization project	11,645,777.58	
			Compnsation to 20 Cliamants in respect of all structure affected Ojumose/okesa Fly over	21,226,508.09	
			Compensation payable 21 Claimants inrespectof properties affected	23,332,942.00	
			Compensation to Claimants for Construction of over head Bridge expansion	11,885,680.00	
			Compensation to Claimants for Construction of over head Bridge expansion	28,421,300.00	
			compensation in respect of Local Govt shops	12,918,712.12	
			Supplementary Compensation of Ijero dualization	1,032,804.00	
			Supplementary Compensation in respect fly over	11,265,829.00	
			Compnsation to 2 structures of compulsory acquisition	6,975,780.00	
					128,705,332.79

			TOTAL		3,370,560,581.09
--	--	--	-------	--	------------------

EKITI STATE OF NIGERIA

FINANCIAL STATEMENTS FOR THE YEAR ENDED 31ST DECEMBER, 2017

NOTES TO THE FINANCIAL STATEMENTS

NOTE 43: SCHEDULE OF FIXED ASSETS (WORK IN PROGRESS)

S/NO	MDAs	CLASSIFICATION	DETAILS	AMOUNT	TOTAL
				N	N
16	Min. of Works	Land and Building	construction of modern Oja Oba market	100,000,000.00	
			construction of Oja Oba modern market	416,898,562.50	
			Rehabilitation of Adetiloye hall	88,601,106.77	
			Construction of Hope Paper Mills and Federal Housing Road	50,000,000.00	
			construction of new Govt Office (Interim Vol No1)	123,771,653.09	
			Construction of Speaker resident	38,767,809.60	
			Construction of new high court complex	200,000,000.00	
			construction of new Govt Office	66,647,261.75	
			construction of Govt Office	94,204,088.76	
			Construction of new high court complex	106,666,787.02	
			Completion of Oja-Oba	480,000,000.00	
					1,765,557,269.49
		Infrastructure	Rehabilitation of Ado township	50,000,000.00	
			Dualization of Ilawe township	174,686,163.75	
			Construction of Adebayo -Ori- Apata- Nova Road	249,896,538.80	
			Construction of Overhead bridge	261,364,870.90	

			Dualization of Ijero Township	198,925,259.85	
			Extension of Ado-Ikere dual carriage way phase II	625,237,734.38	
			Fee for Consultancy on Road project	19,712,749.06	
			Rehabilitation of Iropora-Epe-Araromi-Ijero	16,267,597.22	
			Rehabilitation of Igbemo-Ilumoba road	27,717,746.74	
			Rehabilitation of Okemesi Osun Osun State border	98,303,144.62	
			Rehabilitation of Ifaki-Orin-Ido road	95,096,137.50	
			Construction of Overhead bridge/Fly over	531,671,580.52	
			Dualization of Imugbagba Odo-ado,	20,123,083.33	
			Dualization of Ise township	65,715,155.98	
			Dualization of Emure township	70,659,814.84	
			Consultancy fee on Road project	22,305,820.76	
			Construction of speaker resident road	50,000,000.00	
			rehabilitation of college road	49,071,864.90	
			Rehabilitation of Ado township	50,000,000.00	
			Construction of Adebayo Ori-Apata	58,423,629.38	
			Rehabilitation of Ayetoro -Ewu-Iye road	24,624,095.68	
			Consultancy fee on Ise road Project	5,536,780.18	
			Dualization of Imugbagba Odo-ado,	7,139,597.85	
			Rehabilitation of ise-Ekiti township	33,967,272.55	
			Consultancy fee for constitution of new high court complex	69,610,236.18	
			Rehabilitation of Okemesi Osun Osun State border	41,068,232.85	
			Dualization of Ijero Township road	97,903,521.63	

			Rehabilitation of Iropors,Epe,Araromi road	16,960,623.68	
			Construction of bridge over Ero river	50,000,000.00	
			consultancy fee for construction of new speaker office	58,972,368.82	
			Consruction of Igbemo,Ilumoba road	13,487,617.08	
			Construction of Adebayo Ori road	88,832,184.02	
			extension of Ado-Ekiti Dualization phase II	300,000,000.00	
			Hurticultural works along Ado-Iker road	5,551,582.13	
			Lightening and Fencing of Fajuyi high court	236,442,080.70	
			procurement of additional 400 pieces of LED lamps for on-going project	58,000,000.00	
			Dualization of Ilawe township	90,591,155.29	
			Beautification and water fountain along Fajuyi& Ojumose	48,483,750.00	
			Construction of International School Afao road	171,522,734.91	
			Construction of Overhead bridge	620,106,165.16	
			Construction of Otun-Osan-Ora road	50,000,000.00	
			Construction of Adebayo Ori-Apata in Nova	51,689,405.97	
			Procurement and Installation of Street light for extension of Ado-Ikere Dual Carriage	59,252,197.05	
			Procurement and Installation of Street light for extension of Ado-Ikere Dual Carriage	288,542.00	
			Consultancy fee for Oja -Oba Ultra Modern Market	1,677,633.10	
					4,936,886,669.36
			TOTAL		6,702,443,938.85

EKITI STATE OF NIGERIA

FINANCIAL STATEMENTS FOR THE YEAR ENDED 31ST DECEMBER, 2017

ANNEXURE TO THE FINANCIAL STATEMENTS

ANNEXURE I: FUNCTIONAL SEGMENT REPORTS (ACTUAL CASH BASIS)

LEVEL 1		LEVEL 2		LEVEL 3		ESTIMATE	ACTUAL EXPEND.	VARIANCE
CODE	DESCRIPTION	CODE	DESCRIPTION	CODE	DESCRIPTION	2017	2017	2017
						N	N	N
701	General public services	7011	Executive and legislative organs, financial and fiscal affairs, external affairs.	70111	EXECUTIVE ORGANS	6,268,850,186.26	3,309,103,055.24	2,959,747,131.02
				70111	LEGISLATIVE ORGANS	1,363,528,865.81	820,488,653.18	543,040,212.63
				70112	FINANCIAL AND FISCAL AFFAIRS	7,982,950,894.29	12,209,732,146.26	(4,226,781,251.97)
				70113	EXTERNAL AFFAIRS	-	-	-
		7012	Foreign economic aid.	70121	countries and countries in transition	-	-	-
				70122	THROUGH INTERNATIONAL ORGANIZATIONS	32,718,213.62	10,844,809.28	21,873,404.34
		7013	General services.	70131	GENERAL PERSONNEL SERVICES	5,411,148,527.12	5,086,454,211.01	324,694,316.11
				70132	OVERALL PLANNING AND STATISTICAL SERVICES	2,487,239,593.49	25,616,969.18	2,461,622,624.31
				70133	OTHER GENERAL SERVICES	86,840,791.23	43,061,004.41	43,779,786.82
		7014	Basic research.	70140	Basic research.	-	-	-
		7015	R&D general public services.	70150	R&D general public services.	-	-	-
		7016	General public services n.e.c.	70160	GENERAL PUBLIC SERVICES N.E.C.	1,043,920,120.35	718,357,439.07	325,562,681.28
		7017	Public debt transactions.	70170	Public debt transactions.	-	-	-
7018	character between different levels of government.	70180	between different levels of government.	-	-	-		
SUB TOTAL 701						24,677,197,192.17	22,223,658,287.63	2,453,538,904.54

LEVEL 1		LEVEL 2		LEVEL 3		ESTIMATE	ACTUAL EXPEND.	VARIANCE
CODE	DESCRIPTION	CODE	DESCRIPTION	CODE	DESCRIPTION	2017	2017	2017
						N	N	N
703	Public order and safety	7031	Police services.	70310	Police services.	-	-	-
		7032	Fire-protection services.	70320	FIRE PROTECTION SERVICES	4,803,380.34	3,620,000.00	1,183,380.34
		7033	Law courts.	70330	LAW COURTS	1,387,716,870.34	881,722,616.00	505,994,254.34
		7034	Prisons.	70340	Prisons.	-	-	-
		7035	R&D public order and safety.	70350	R&D public order and safety.	-	-	-
		7036	Public order and safety n.e.c.	70360	Public order and safety n.e.c.	-	-	-
SUB TOTAL 703						1,392,520,250.68	885,342,616.00	507,177,634.68
		7041	General economic, commercial and labour affairs.	70411	GENERAL ECONOMIC AND COMMERCIALAFFAIRS	3,123,687,169.18	751,969,393.78	2,371,717,775.40
				70412	GENERAL LABOUR AFFAIRS	753,968,638.53	724,843,450.00	29,125,188.53
		7042	Agriculture, forestry, fishing and hunting.	70421	AGRICULTURE	688,453,477.43	449,132,601.11	239,320,876.32
				70422	FORESTRY	432,131,970.44	406,624,451.62	25,507,518.82
				70423	Fishing and hunting	-	-	-
		7043	Fuel and energy.	70431	Coal and other solid mineral fuels	-	-	-
				70432	Petroleum and natural gas	-	-	-
				70433	Nuclear fuel	-	-	-
				70434	Other fuels	-	-	-
				70435	Electricity	458,000,000.00	215,074,740.83	242,925,259.17
		7044	Mining, manufacturing and construction.	70436	Non-electric energy	-	-	-
				70441	Mining of mineral resources other than mineral fuels	-	-	-
				70442	Manufacturing	-	-	-

LEVEL 1		LEVEL 2		LEVEL 3		ESTIMATE	ACTUAL EXPEND.	VARIANCE		
CODE	DESCRIPTION	CODE	DESCRIPTION	CODE	DESCRIPTION	2017	2017	2017		
						N	N	N		
704	Economic affairs			70443	Construction	13,799,060,376.54	8,968,903,046.07	4,830,157,330.47		
				70451	Road transport	1,466,182.38	468,000.00	998,182.38		
				70452	Water transport	48,061,521.15	19,200,000.00	28,861,521.15		
				70453	Railway transport	-	-	-		
				70454	Air transport	-	-	-		
				70455	Pipeline and other transport	-	-	-		
				7046	Communication.	70460	Communication.	682,803,016.53	454,607,922.78	228,195,093.75
						70471	Distributive trades, storage, and warehousing	-	-	-
						70472	Hotels and restaurants	-	-	-
						70473	Tourism	-	-	-
						70474	Multipurpose development projects	-	-	-
						70481	R&D General economic, commercial, and labor	-	-	-
						70482	R&D Agriculture, forestry, fishing and hunting	-	-	-
						70483	R&D Fuel and energy	-	-	-
						70484	R&D Mining, manufacturing, and	-	-	-
						70485	R&D Transport	-	-	-
						70486	R&D Communication	-	-	-
						70487	R&D Other industries	-	-	-
				7049	Economic affairs n.e.c.	70490	Economic affairs	-	-	-
		SUB TOTAL 704						19,987,632,352.18	11,990,823,606.19	7,996,808,745.99

LEVEL 1		LEVEL 2		LEVEL 3		ESTIMATE	ACTUAL EXPEND.	VARIANCE
CODE	DESCRIPTION	CODE	DESCRIPTION	CODE	DESCRIPTION	2017	2017	2017
						N	N	N
705	Environmental protection	7051	Waste management.	70510	Waste management.	248,457,673.55	117,233,935.37	131,223,738.18
		7052	Waste water management.	70520	Waste water management.	-	-	-
		7053	Pollution abatement.	70530	Pollution abatement	-	-	-
		7054	Protection of biodiversity and landscape.	70540	Protection of biodiversity and landscape.	-	-	-
		7055	R&D environmental protection.	70550	R&D environmental protection.	-	-	-
		7056	Environmental protection n.e.c.	70560	Environmental protection n.e.c.	548,308,947.53	320,343,875.01	227,965,072.52
SUB TOTAL 705						796,766,621.08	437,577,810.38	359,188,810.70
706	Housing and community amenities	7061	Housing development.	70610	Housing development.	619,541,802.77	403,442,262.20	216,099,540.57
		7062	Community development.	70620	Community development.	628,745,267.62	419,193,245.19	209,552,022.43
		7063	Water supply.	70630	Water supply.	2,579,882,831.93	627,675,452.71	1,952,207,379.22
		7064	Street lighting.	70640	Street lighting.	-	-	-
		7065	R&D housing and community amenities.	70650	R&D housing and community amenities.	-	-	-
		7066	Housing and community amenities n.e.c.	70660	Housing and community amenities n.e.c.	-	-	-
SUB TOTAL 706						3,828,169,902.32	1,450,310,960.10	2,377,858,942.22
		7071	Medical products, appliances and equipment.	70711	Pharmaceutical products	-	-	-
				70712	Other medical products	-	-	-
				70713	Therapeutic appliances and equipment	-	-	-
		7072	Outpatient services.	70721	General medical services	920,285,028.89	432,657,935.90	487,627,092.99
				70722	Specialized medical services	-	-	-
				70723	Dental services	-	-	-

LEVEL 1		LEVEL 2		LEVEL 3		ESTIMATE	ACTUAL EXPEND.	VARIANCE
CODE	DESCRIPTION	CODE	DESCRIPTION	CODE	DESCRIPTION	2017	2017	2017
						N	N	N
707	Health			70724	Paramedical services	-	-	-
				70731	General hospital services	5,740,235,569.97	5,002,727,596.07	737,507,973.90
		7073	Hospital services.	70732	Specialized hospital services	-	-	-
				70733	Medical and maternity center services	-	-	-
				70734	Nursing and convalescent home	501,807,215.25	434,604,604.91	67,202,610.34
				7074	Public health services.	70740	Public health services.	-
		7075	R&D health.	70750	R&D health.	-	-	-
		7076	Health n.e.c.	70760	Health n.e.c.	-	-	-
SUB TOTAL 707						7,162,327,814.11	5,869,990,136.88	1,292,337,677.23
708	Recreation, culture and religion	7081	Recreational and sporting services.	70810	Recreational and sporting services.	527,977,177.85	154,639,464.48	373,337,713.37
		7082	Cultural services.	70820	Cultural services.	658,206,201.16	153,154,280.65	505,051,920.51
		7083	Broadcasting and publishing services.	70830	Broadcasting and publishing services.	6,950,845.09	-	6,950,845.09
		7084	Religious and other community services.	70840	Religious and other community services.	82,119,868.07	36,068,554.26	46,051,313.81
		7085	R&D recreation, culture and religion.	70850	R&D recreation, culture and religion.	-	-	-
		7086	Recreation, culture and religion n.e.c.	70860	Recreation, culture and religion n.e.c.	-	-	-
SUB TOTAL 708						1,275,254,092.17	343,862,299.39	931,391,792.78
		7091	Pre-primary and primary education.	70911	Pre-primary education	-	-	-
				70912	Primary education	7,621,274,678.72	416,805,733.90	7,204,468,944.82
		7092	Secondary education.	70921	Lower-secondary education	-	-	-
				70922	Upper-secondary education	8,119,536,515.49	154,596,649.06	7,964,939,866.43

LEVEL 1		LEVEL 2		LEVEL 3		ESTIMATE	ACTUAL EXPEND.	VARIANCE
CODE	DESCRIPTION	CODE	DESCRIPTION	CODE	DESCRIPTION	2017	2017	2017
						N	N	N
709	Education	7093	Post-secondary non-tertiary education.	70930	Post-secondary non-tertiary education.	-	-	-
		7094	Tertiary education.	70941	First stage of tertiary education	4,037,921,949.61	2,498,387,571.00	1,539,534,378.61
				70942	Second stage of tertiary education	6,021,125,264.12	7,618,855,423.00	(1,597,730,158.88)
		7095	Education not definable by level.	70950	Education not definable by level.	-	-	-
		7096	Subsidiary services to education.	70960	Subsidiary services to education.	1,596,404,557.48	8,444,332,147.59	(6,847,927,590.11)
		7097	R&D education.	70970	R&D education.	7,085,584,336.29	3,499,529,185.58	3,586,055,150.71
		7098	Education n.e.c.	70980	Education n.e.c.	-	-	-
SUB TOTAL 709						34,481,847,301.71	22,632,506,710.13	11,849,340,591.58
710	Social protection	7101	Sickness and disability.	71011	Sickness	-	-	-
				71012	Disability.	-	-	-
		7102	Old age.	71020	Old age.	-	-	-
		7103	Survivors.	71030	Survivors.	-	-	-
		7104	Family and children.	71040	Family and children.	-	-	-
		7105	Unemployment.	71050	Unemployment.	-	-	-
		7106	Housing.	71060	Housing.	-	-	-
		7107	Social exclusion n.e.c.	71070	Social exclusion n.e.c.	-	-	-
		7108	R&D social protection.	71080	R&D social protection.	-	-	-
		7109	Social protection n.e.c.	71090	Social protection n.e.c.	730,921,550.98	323,709,161.49	407,212,389.49
SUB TOTAL 710						730,921,550.98	323,709,161.49	407,212,389.49
Loan Repayment for the year						11,972,863,958.40	5,292,755,351.51	6,680,108,606.89

LEVEL 1		LEVEL 2		LEVEL 3		ESTIMATE	ACTUAL EXPEND.	VARIANCE
CODE	DESCRIPTION	CODE	DESCRIPTION	CODE	DESCRIPTION	2017	2017	2017
						N	N	N
			CORPERS ALLOWANCE, REPATRIATION AND LOCUM			64,815,327.58	123,179,013.55	(58,363,685.97)
			LEAVE BONUS				715,903,534.89	(715,903,534.89)
			GRAND TOTAL			106,370,316,363.38	72,289,619,488.14	34,080,696,875.24
			Local Government Share of Paris Club Refund					
			NOTE		LESS: OUTSTANDING SALARY DEDUCTION		(800,547,321.98)	800,547,321.98
			GRAND TOTAL			106,370,316,363.38	71,489,072,166.16	34,881,244,197.22

EKITI STATE OF NIGERIA

FINANCIAL STATEMENTS FOR THE YEAR ENDED 31ST DECEMBER, 2017

ANNEXURE TO THE FINANCIAL STATEMENTS

ANNEXURE II: DETAILS OF GOVERNMENT EXPENDITURE BY FUNCTION (ACTUAL CASH BASIS)

FUNCTIONAL SEGMENT CODE	MINISTRIES, DEPARTMENTS AND AGENCIES (MDAs)	ACTUAL RECURRENT EXPENDITURE	ACTUAL CAPITAL EXPENDITURE	ACTUAL TOTAL EXPENDITURE	FINAL APPROVED BUDGET	VARIANCE
		N	N	N	N	N
70111	GOVERNOR OFFICE (GAD)	308,134,669.17	640,547,829.29	948,682,498.46	2,256,819,949.91	1,308,137,451.45
70111	EKITI STATE GOVERNORS LODGE, ABUJA	2,700,000.00		2,700,000.00	7,937,277.06	5,237,277.06
70111	OFFIC OF THE DEPUTY GOVERNOR	147,050,836.68		147,050,836.68	207,642,759.82	60,591,923.14
70111	EKITI STATE DEPUTY GOVERNORS LODGE, ABUJA	1,000,000.00		1,000,000.00	3,401,690.17	2,401,690.17
70111	OFFICE OF THE SPECIAL ADVISER, SENIOR SPECIAL ASSISTANTS AND SPECIAL ASSISTANTS TO THE GOVERNOR	-		-	-	-
70111	OFFICE OF THE SPECIAL ADVISER GOVERNORS OFFICE (GH&P)	-		-	2,535,586.89	2,535,586.89
70111	OFFICE OF THE SPECIAL ADVISER GOVERNMENT HOSUE AND PROTOCOL	-		-	-	-
70111	OFFICE OF THE SPECIAL ADVISER NATIONAL ASSEMBLY MATTERS	-		-	-	-
70111	OFFICE OF THE SPECIAL ADVISER LEGAL MATTERS	-		-	-	-
70111	OFFICE OF THE SPECIAL ADVISER SECURITY (GH&P)	-		-	-	-
70111	OFFICE OF THE SPECIAL ADVISER (REVENUE AND TAXTION)	-		-	-	-
70111	OFFICE OF THE SPECIAL ADVISER (MEDIA/CHIEF PRESS SECRETARY)	-		-	-	-
70111	OFFICE OF THE SPECIAL ADVISER (SPECIAL DUTIES)	-		-	-	-
70111	OFFICE OF THE SENIOR SPECIAL ASSISTANT GOVERNOR OFFICE	-		-	-	-
70111	OFFICE OF THE SENIOR SPECIAL ASSISTANT POLICY AND STRATEGY (GH&P)	-		-	-	-
70111	OFFICE OF THE SENIOR SPECIAL ASSISTANT CORPORATE SERVICES AND HUMAN RESOURCES	-		-	-	-
70111	OFFICE OF THE SENIOR SPECIAL ASSISTANT (GH&P)	-		-	-	-
70111	OFFICE OF THE SENIOR SPECIAL ASSISTANT ON PROJECT MONITORING	-		-	-	-
70111	OFFICE OF THE SPECIAL ASSISTANT (COPORATE MEDIA)	-		-	-	-

FUNCTIONAL SEGMENT CODE	MINISTRIES, DEPARTMENTS AND AGENCIES (MDAs)	ACTUAL RECURRENT EXPENDITURE	ACTUAL CAPITAL EXPENDITURE	ACTUAL TOTAL EXPENDITURE	FINAL APPROVED BUDGET	VARIANCE
		N	N	N	N	N
70111	OFFICE OF THE SPECIAL ASSISTANT (SPECIAL PROJECTS)	-	-	-	-	-
70111	OFFICE OF THE SPECIAL ASSISTANT (SPEECH AND COMMUNICATION)	-	-	-	-	-
70111	OFFICE OF THE SPECIAL ASSISTANT (VOLUNTEER CORPS - GH&P)	-	-	-	-	-
70111	OFFICE OF PRIVATE SECRETARY TO GOVERNOR (GH&P)	-	-	-	1,020,507.05	1,020,507.05
70111	LEGISLATIVE AFFAIRS GOVERNORS OFFICE	-	-	-	-	-
70111	EKITI STATE BOUNDARY COMMISSION	9,562,682.68	-	9,562,682.68	21,014,721.03	11,452,038.35
70111	GOVERNMENT ASSETS UNIT	450,000.00	-	450,000.00	2,500,000.00	2,050,000.00
70111	BOUNDARY TECHNICAL COMMITTEE (D-GOV)	-	-	-	5,669,483.62	5,669,483.62
70111	STATE EMERGENCY MANAGEMENT AGENCY (SEMA)	18,070,202.86	-	18,070,202.86	39,555,655.96	21,485,453.10
70111	SECRETARY TO THE STATE GOVERNMENT (SSG)	7,650,000.00	-	7,650,000.00	23,000,000.00	15,350,000.00
70111	POLITICAL AND ECONOMIC AFFAIRS DEPARTMENT.	204,553,988.23	-	204,553,988.23	1,272,619,721.09	1,068,065,732.86
70111	POLITICAL APPOINTEES	754,223,406.47	-	754,223,406.47	700,851,558.48	(53,371,847.99)
70111	SOUTH WEST GOVERNORS FORUM SECRETARIAT	-	-	-	-	-
70111	SPECIAL ECONOMIC FUND COMMITTEE	-	-	-	-	-
70111	SPECIAL DUTIES INTERVENT FUND	-	-	-	-	-
70111	BUREAU OF PUBLIC SERVICE REFORMS	-	-	-	8,725,000.00	8,725,000.00
70111	BUREAU OF TRANSFORMATION AND STRATEGY	4,500,000.00	-	4,500,000.00	11,633,295.83	7,133,295.83
70111	QUALITY ASSURANCE AGENCY	-	-	-	-	-
70111	EKITI STATE CITIZENS RIGHTS	360,000.00	-	360,000.00	1,000,000.00	640,000.00
70111	BUREAU OF SPECIAL PROJECTS	-	-	-	-	-
70111	OFFICE OF THE CHIEF OF STAFF	1,965,269.97	-	1,965,269.97	3,500,000.00	1,534,730.03
70111	APPOINTMENT DEPARTMENT (CSC)	1,080,000.00	-	1,080,000.00	1,800,000.00	720,000.00
70111	OFFICE OF THE DEPUTY CHIEF OF STAFF (GH AND PROTOCOL)	-	-	-	-	-
70111	OFFICE OF THE DEPUTY CHIEF OF STAFF (DEPUTY GOV OFFICE)	-	-	-	-	-
70111	ASSISTANTS AND SPECIAL ASSISTANTS TO THE DEPUTY GOVERNOR	-	-	-	-	-

FUNCTIONAL SEGMENT CODE	MINISTRIES, DEPARTMENTS AND AGENCIES (MDAs)	ACTUAL RECURRENT EXPENDITURE	ACTUAL CAPITAL EXPENDITURE	ACTUAL TOTAL EXPENDITURE	FINAL APPROVED BUDGET	VARIANCE
		N	N	N	N	N
70111	SENIOR EXECUTIVE ASSISTANT ON MEDIA (DEPUTY GOV OFFICE)	-		-	-	-
70111	GOVERNMENT HOUSE PROTOCOL	1,026,348,757.68	132,635,608.00	1,158,984,365.68	1,371,749,682.82	212,765,317.14
70111	DEPARTMENT OF INTERNAL SECURITY (GH&P)	-		-	-	-
70111	INFRASTRUCTURE UNIT (GH&P)	-		-	-	-
70111	MAINTENANCE OF GOVERNORS LODGE	-		-	3,061,521.15	3,061,521.15
70111	MAINTENANCE OF EXCO CHAMBERS	1,713,600.00		1,713,600.00	3,061,521.15	1,347,921.15
70111	CABINET DEPARTMENT GOV. OFFICE	45,188,204.21		45,188,204.21	309,750,254.23	264,562,050.02
70111	FOREIGN LOAN DRAW DOWN	-		-	-	-
70111	LEAVE & XMAS BONUS (INCLUDING OUTSTANDING DEDUCTIONS)	-		-	-	-
70111	CHIEF PRESS SECRETARY/ SA MEDIA	1,368,000.00		1,368,000.00	10,000,000.00	8,632,000.00
	SUB TOTAL 70111	2,535,919,617.95	773,183,437.29	3,309,103,055.24	6,268,850,186.26	2,959,747,131.02
70111	STATE ASSEMBLY	-		-		-
70111	HOUSE OF ASSEMBLY	812,888,653.18	2,600,000.00	815,488,653.18	1,302,359,382.19	486,870,729.01
70111	HOUSE OF ASSEMBLY SERVIC COMMISSION	5,000,000.00		5,000,000.00	61,169,483.62	56,169,483.62
70111	REGIONAL LEGISLATIVE FORUM	-		-	-	-
	SUB TOTAL 70111	817,888,653.18	2,600,000.00	820,488,653.18	1,363,528,865.81	543,040,212.63
70112	BUREAU OF PUBLIC PROCUREMENT (BPP)	1,565,000.00		1,565,000.00	17,803,380.34	16,238,380.34
70112	STATE PROJECTS MONITORING AND EVALUATION OFFICE	900,000.00		900,000.00	4,000,000.00	3,100,000.00
70112	SUPERVISION AND MONITORING OF PROJECT (BPP)	-		-	2,000,000.00	2,000,000.00
70112	PROJECT EVALUATION COMMITTEE	675,000.00		675,000.00	1,700,845.09	1,025,845.09
70112	PROJECT MONITORING COMMITTEE	1,800,000.00		1,800,000.00	3,500,000.00	1,700,000.00
70112	STATE AUDITOR GENERAL OFFICE	88,599,784.31	3,541,700.00	92,141,484.31	113,931,636.21	21,790,151.90
70112	MONITORING AND SPECIAL AUDIT DEPARTMENT	-		-	17,000,000.00	17,000,000.00
70112	OFFICE OF THE AUDITOR GENERAL FOR LOCAL GOVERNMENT	48,084,184.91		48,084,184.91	67,233,959.44	19,149,774.53
70112	MINISTRY OF FINANCE AND ECONOMIC DEVELOPMENT	11,642,334,285.37		11,642,334,285.37	6,885,514,241.60	(4,756,820,043.77)

FUNCTIONAL SEGMENT CODE	MINISTRIES, DEPARTMENTS AND AGENCIES (MDAs)	ACTUAL RECURRENT EXPENDITURE	ACTUAL CAPITAL EXPENDITURE	ACTUAL TOTAL EXPENDITURE	FINAL APPROVED BUDGET	VARIANCE
		N	N	N	N	N
70112	DEBT MANAGEMENT OFFICE	2,370,000.00		2,370,000.00	3,401,690.17	1,031,690.17
70112	BUDGET DEPARTMENT	2,430,000.00		2,430,000.00	6,500,000.00	4,070,000.00
70112	EXPENDITURE DEPARTMENT	3,150,000.00		3,150,000.00	5,669,483.62	2,519,483.62
70112	STATE FINANCES DEPARTMENT	2,250,000.00		2,250,000.00	5,669,483.62	3,419,483.62
70112	CENTRAL INTERNAL AUDIT OFFICE	6,020,000.00		6,020,000.00	11,250,000.00	5,230,000.00
70112	OFFICE OF THE ACCOUNTANT GENERAL	79,584,141.00	36,314,276.05	115,898,417.05	415,109,861.07	299,211,444.02
70112	MAIN ACCOUNTS DEPARTMENT (AG)	1,820,000.00		1,820,000.00	3,000,000.00	1,180,000.00
70112	CENTRAL PAY OFFICE	1,350,000.00		1,350,000.00	4,000,000.00	2,650,000.00
70112	PROJECT FINANCE MANAGEMENT UNIT (PFMU)	540,000.00		540,000.00	2,834,741.81	2,294,741.81
70112	IPSAS STEERING COMMITTEE	1,080,000.00		1,080,000.00	2,494,572.79	1,414,572.79
70112	SIFMIS (STATE INTEGRATED FINANCIAL MANAGEMENT INFORMATION SYSTEM)	900,000.00		900,000.00	2,041,014.10	1,141,014.10
70112	MANAGEMENT SERVICE DEPARTMENT (AG)	-		-	2,000,000.00	2,000,000.00
70112	INTERNAL REVENUE SERVICE	268,545,308.58		268,545,308.58	374,136,677.80	105,591,369.22
70112	SUSTAINABLE IGR COMMITTEE	2,520,000.00		2,520,000.00	6,123,042.31	3,603,042.31
70112	EKITI STATE SIGNAGE AND ADVERTISEMENT (IRS)	308,466.04		308,466.04	2,012,132.73	1,703,666.69
70112	REVENUE MOBILIZATION, ALLOCATION AND FISCAL COMMISSION / BOARD/ AGENCY	-		-	-	-
70112	STATE FISCAL EFFICIENCY UNIT	2,250,000.00		2,250,000.00	5,000,000.00	2,750,000.00
70112	FISCAL RESPONSIBILITY COMMISSION	1,800,000.00		1,800,000.00	7,669,483.62	5,869,483.62
70112	FISCAL COMMITTEE SECRETARIAT	9,000,000.00		9,000,000.00	11,354,647.97	2,354,647.97
	SUB TOTAL 70112	12,169,876,170.21	39,855,976.05	12,209,732,146.26	7,982,950,894.29	(4,226,781,251.97)
70122	ECONOMIC AND PARASTATALS (P & E)	900,000.00		900,000.00	1,632,811.28	732,811.28
70122	POLITICAL AND INTER-PARTY AFFAIRS (P & E)	900,000.00		900,000.00	6,051,267.63	5,151,267.63
70122	SENIOR SPECIAL ADVISER INTERGOVERNMENTAL RELATION (P & E)	-		-	-	-
70122	ADVOCACY MEETING (INTEGRATION & INTERGOVERNMENTAL RELATION) (P & E)	-		-	-	-
70122	NIREC (P & E)	787,500.00		787,500.00	2,041,014.10	1,253,514.10

FUNCTIONAL SEGMENT CODE	MINISTRIES, DEPARTMENTS AND AGENCIES (MDAs)	ACTUAL RECURRENT EXPENDITURE	ACTUAL CAPITAL EXPENDITURE	ACTUAL TOTAL EXPENDITURE	FINAL APPROVED BUDGET	VARIANCE
		N	N	N	N	N
70122	POLICY & STRATEGY (P & E)	-		-	-	-
70122	QUARTERLY LEGISLATIVE/EXECUTIVE PARLEY (P & E)	-		-	-	-
70122	INTEGRATION & INTER-GOVERNMENTAL AFFAIRS	8,257,309.28		8,257,309.28	22,993,120.61	14,735,811.33
70122	INTER-GOVERNMENTAL AFFAIRS	-		-	-	-
	SUB TOTAL 70122	10,844,809.28	-	10,844,809.28	32,718,213.62	21,873,404.34
70131	EKITI STATE PENSION COMMISSION/BOARD	73,800,000.00		73,800,000.00	312,000,000.00	238,200,000.00
70131	OFFICE OF THE HEAD OF SERVICE	8,400,000.00		8,400,000.00	25,000,000.00	16,600,000.00
70131	PERSONNEL DEPARTMENT (CSC)	1,080,000.00		1,080,000.00	1,800,000.00	720,000.00
70131	OFFICE OF ESTABLISHMENT AND TRAINING	152,305,490.52		152,305,490.52	294,204,744.48	141,899,253.96
70131	ESTABLISHMENT AND MANAGEMENT SERVICES DEPT. (ESTABS)	900,000.00		900,000.00	2,500,000.00	1,600,000.00
70131	PENSIONS DEPARTMENT (ESTABS)	4,723,485,022.31		4,723,485,022.31	4,552,548,060.09	(170,936,962.22)
70131	STAFF MATTERS AND INDUSTRIAL RELATIONS DEPARTMENT (ESTABS)	900,000.00		900,000.00	2,500,000.00	1,600,000.00
70131	TRAINING AND MANPOWER DEPARTMENT (ESTABS)	900,000.00		900,000.00	3,500,000.00	2,600,000.00
70131	STAFF DEVELOPMENT CENTRE (ESTABS)	810,000.00		810,000.00	10,000,000.00	9,190,000.00
70131	STAFF HOUSING LOANS BOARD (ESTABS)	114,060.06		114,060.06	1,700,000.00	1,585,939.94
70131	PUBLIC SERVICE COORDINATING UNIT (HOS)	1,710,000.00		1,710,000.00	3,061,521.15	1,351,521.15
70131	CIVIL SERVICE COMMISSION	57,215,888.00		57,215,888.00	77,845,045.94	20,629,157.94
70131	CIVIL SERVICE TRANSFORMATION	1,260,000.00		1,260,000.00	2,551,267.63	1,291,267.63
70131	EKITI STATE LOCAL GOVERNMENT SERVICE COMMISSION	1,114,424.12		1,114,424.12	1,000,000.00	(114,424.12)
70131	HUMAN CAPITAL DEVELOPMENT	450,000.00		450,000.00	2,000,000.00	1,550,000.00
70131	PENSION TRANSITION ARRANGEMENT DEPT. (PITAD)	2,250,000.00		2,250,000.00	8,000,000.00	5,750,000.00
70131	JUDICIAL SERVICE COMMISSION	59,759,326.00		59,759,326.00	110,937,887.83	51,178,561.83
	SUB TOTAL 70131	5,086,454,211.01	-	5,086,454,211.01	5,411,148,527.12	324,694,316.11
70132	BUREAU OF STATISTICS	23,636,969.18		23,636,969.18	81,966,973.72	58,330,004.54
70132	SUSTAINABLE DEVELOPMENT GOALS (SDG) OFFICE	360,000.00		360,000.00	1,201,700,845.09	1,201,340,845.09

FUNCTIONAL SEGMENT CODE	MINISTRIES, DEPARTMENTS AND AGENCIES (MDAs)	ACTUAL RECURRENT EXPENDITURE	ACTUAL CAPITAL EXPENDITURE	ACTUAL TOTAL EXPENDITURE	FINAL APPROVED BUDGET	VARIANCE
		N	N	N	N	N
70132	SDG DRAW DOWN	1,260,000.00		1,260,000.00	1,202,551,267.63	1,201,291,267.63
70132	DEVELOPMENT RELATIONS (MDGS)	360,000.00		360,000.00	1,020,507.05	660,507.05
70132	NEPAD (NEW PARTNERSHIP FOR AFRICA DEVELOPMENT)	-		-	-	-
	SUB TOTAL 70132	25,616,969.18	-	25,616,969.18	2,487,239,593.49	2,461,622,624.31
70133	EKITI STATE LIAISON OFFICE -LAGOS	11,638,463.09		11,638,463.09	18,899,258.13	7,260,795.04
70133	EKITI STATE LIAISON OFFICE -ABUJA	23,175,878.32		23,175,878.32	55,577,476.99	32,401,598.67
70133	EKITI STATE LIAISON OFFICE -AKURE	180,000.00		180,000.00	1,500,000.00	1,320,000.00
70133	NIGERIA SECURITY AND CIVIL DEFENCE CORPS	6,416,663.00		6,416,663.00	8,164,056.11	1,747,393.11
70133	NIGERIAN LEGION	1,650,000.00		1,650,000.00	2,700,000.00	1,050,000.00
	SUB TOTAL 70133	43,061,004.41	-	43,061,004.41	86,840,791.23	43,779,786.82
70140	MIN. OF SCIENCE AND TECHNOLOGY (ICT)	-		-	-	-
0	SUB TOTAL 70140	-	-	-	-	-
70160	STATE INDEPENDENT ELECTORAL COMMISSION	67,600,317.97	230,052,000.00	297,652,317.97	469,500,000.00	171,847,682.03
70160	MINISTRY OF JUSTICE	419,355,121.10		419,355,121.10	543,642,786.77	124,287,665.67
70160	NEWLY CREATED MDAs	1,350,000.00		1,350,000.00	6,577,333.58	5,227,333.58
70160	OFFICE OF PUBLIC DEFENDER	-		-	24,200,000.00	24,200,000.00
	SUB TOTAL 70160	488,305,439.07	230,052,000.00	718,357,439.07	1,043,920,120.35	325,562,681.28
	GRAND TOTAL	21,177,966,874.29	1,045,691,413.34	22,223,658,287.63	24,677,197,192.17	2,453,538,904.54
	PUBLIC ORDER AND SAFETY	-	-	-	-	-
70320	EKITI STATE FIRE SERVICE	3,620,000.00		3,620,000.00	4,803,380.34	1,183,380.34
	SUB TOTAL 70320	3,620,000.00	-	3,620,000.00	4,803,380.34	1,183,380.34
70330	THE JUDICIARY	881,722,616.00		881,722,616.00	1,278,216,870.34	396,494,254.34
70330	CUSTOMARY COURT OF APPEAL	-		-	109,500,000.00	109,500,000.00
	SUB TOTAL 70330	881,722,616.00	-	881,722,616.00	1,387,716,870.34	505,994,254.34
	GRAND TOTAL	885,342,616.00	-	885,342,616.00	1,392,520,250.68	507,177,634.68

FUNCTIONAL SEGMENT CODE	MINISTRIES, DEPARTMENTS AND AGENCIES (MDAs)	ACTUAL RECURRENT EXPENDITURE	ACTUAL CAPITAL EXPENDITURE	ACTUAL TOTAL EXPENDITURE	FINAL APPROVED BUDGET	VARIANCE
		N	N	N	N	N
	ECONOMIC AFFAIR	-		-		-
70411	EKITI STATE STOMACH INFRASTRUCTURE AGENCY	720,000.00		720,000.00	105,669,483.62	104,949,483.62
70411	PUBLIC-PRIVATE PARTNERSHIP	630,000.00		630,000.00	1,530,760.58	900,760.58
70411	MINISTRY OF COMMERCE, INDUSTRIES AND COOPERATIVES	180,654,956.19		180,654,956.19	317,718,890.23	137,063,934.04
70411	MULTI LATERAL DEPARTMENT	360,000.00		360,000.00	4,500,000.00	4,140,000.00
70411	STATE REVENUE AND INVESTMENT COMMITTEE	1,530,000.00		1,530,000.00	3,571,774.68	2,041,774.68
70411	SUBSIDY REIVESTMENT PROGRAMME (SURE-P)	-		-	-	-
70411	EKITI STATE ENTERPRISES DEVELOPMENT AGENCY	1,260,000.00		1,260,000.00	10,434,741.81	9,174,741.81
70411	MULTI PURPOSE CREDIT AGENCY	29,975,778.71		29,975,778.71	38,628,172.61	8,652,393.90
70411	PETROLEUM PRODUCTS CONSUMER PROTECTION UNIT	225,000.00		225,000.00	2,000,000.00	1,775,000.00
70411	FOUNTAIN HOLDING INVESTMENT LIMITED	-		-	-	-
70411	EKSG/CBN MSMEs DEVELOPMENT FUND	-		-	-	-
70411	JOB CREATION AND EMPLOYMENT AGENCY	9,633,097.57		9,633,097.57	21,917,500.80	12,284,403.23
70411	BUDGET AND ECONOMIC PLANNING (MIN. OF BUDGET)	92,763,686.31	428,800,000.00	521,563,686.31	2,585,215,844.85	2,063,652,158.54
70411	PLANNING COMMISSION	-		-	-	-
70411	BUDGET MONITORING COMMITTEE	2,238,750.00		2,238,750.00	5,000,000.00	2,761,250.00
70411	BUDGET TRACKING AND AUTOMATION	450,000.00		450,000.00	6,000,000.00	5,550,000.00
70411	CAPACITY BUILDING	-		-	-	-
70411	DEVELOPMENT PLANNING AND STRATEGY COMMITTEE (MB&EP)	253,125.00		253,125.00	2,500,000.00	2,246,875.00
70411	ECONOMIC DEVELOPMENT COUNCIL (MB&EP)	675,000.00		675,000.00	10,000,000.00	9,325,000.00
70411	DEVELOPMENT PARTNERS AND AIDS CORDINATION SECRETARIAT	450,000.00		450,000.00	3,000,000.00	2,550,000.00
70411	MEDIUM TERM EXENDITURWE FRAME WORKS SECRETARIAT (MTEF SEC)	900,000.00		900,000.00	4,000,000.00	3,100,000.00
70411	ACTIVITIES OF THE NATIONAL CASH TRANSFER OFFICE	450,000.00		450,000.00	2,000,000.00	1,550,000.00
	SUB TOTAL 70411	323,169,393.78	428,800,000.00	751,969,393.78	3,123,687,169.18	2,371,717,775.40
70412	OFFICE. OF LABOUR RELATIONS	-		-	-	-

FUNCTIONAL SEGMENT CODE	MINISTRIES, DEPARTMENTS AND AGENCIES (MDAs)	ACTUAL RECURRENT EXPENDITURE	ACTUAL CAPITAL EXPENDITURE	ACTUAL TOTAL EXPENDITURE	FINAL APPROVED BUDGET	VARIANCE
		N	N	N	N	N
70412	BUREAU OF PRODUCTIVITY AND EMPOWERMENT	1,080,000.00	723,763,450.00	724,843,450.00	753,968,638.53	29,125,188.53
	SUB TOTAL 70412	1,080,000.00	723,763,450.00	724,843,450.00	753,968,638.53	29,125,188.53
70421	MINISTRY OF AGRICULTURE AND RURAL DEVELOPMENT	414,136,227.58	8,713,600.00	422,849,827.58	600,083,889.29	177,234,061.71
70421	FERTILIZER (DEDUCTION AT SOURCE)	-		-	-	-
70421	RURAL DEVELOPMENT	1,800,000.00		1,800,000.00	3,968,638.53	2,168,638.53
70421	DIRECTORATE OF FARM SETTLEMENT AND PEASANT FARMER DEVELOPMENT	600,000.00		600,000.00	46,800,949.61	46,200,949.61
70421	FOUNTAIN AGRIC MARKETING AGENCY	23,882,773.53		23,882,773.53	37,600,000.00	13,717,226.47
	SUB TOTAL 70421	440,419,001.11	8,713,600.00	449,132,601.11	688,453,477.43	239,320,876.32
70422	COLLEGE OF TECHNICAL AND COMMERCIAL AGRICULTURE	-		-	-	-
70422	SCHOOL AGRICULTURE AND ENTERPRISE	7,948,632.06		7,948,632.06	27,983,127.96	20,034,495.90
70422	AGRICULTURAL DEVELOPMENT PROJECT	168,287,819.56		168,287,819.56	208,573,039.60	40,285,220.04
70422	FADAMA PROJECT	-	227,850,000.00	227,850,000.00	118,872,000.00	(108,978,000.00)
70422	SERICULTURE DEVELOPMENT PROJECT	-		-	-	-
70422	STATE COMMITTEE ON FOOD AND NUTRITION (UNICEF ASSISTED)	450,000.00		450,000.00	7,653,802.88	7,203,802.88
70422	FORESTRY DEPARTMENT	288,000.00		288,000.00	17,000,000.00	16,712,000.00
70422	EKITI STATE MINERAL RESOURCES DEVELOPMENT AGENCY	900,000.00		900,000.00	47,050,000.00	46,150,000.00
70422	MINERAL RESOURCES AND ENVIRONMENTAL COMMITTEE	900,000.00		900,000.00	5,000,000.00	4,100,000.00
	SUB TOTAL 70422	178,774,451.62	227,850,000.00	406,624,451.62	432,131,970.44	25,507,518.82
70435	MINISTRY OF ENERGY (POWER)	-		-	-	-
70435	EKITI STATE ELECTRICITY BOARD	90,402,414.74	124,672,326.09	215,074,740.83	458,000,000.00	242,925,259.17
	SUB TOTAL 70435	90,402,414.74	124,672,326.09	215,074,740.83	458,000,000.00	242,925,259.17
70443	MINISTRY OF WORKS AND TRANSPORT	265,188,526.36	8,655,257,166.19	8,920,445,692.55	13,699,457,822.35	4,779,012,129.80
70443	OFFICE OF SURVEYOR -GENERAL OF THE STATE	24,964,692.12	2,854,500.00	27,819,192.12	74,450,146.98	46,630,954.86
70443	EKITI STATE ROAD MAINTENMENT AGENCY (EKROMA) (PUBLIC WORKS CORPORATION)	20,638,161.40		20,638,161.40	25,152,407.21	4,514,245.81
70443	INFRASTRUCTURE UNIT (BUREAU OF INFRASTRUCTURE)	-		-	-	-

FUNCTIONAL SEGMENT CODE	MINISTRIES, DEPARTMENTS AND AGENCIES (MDAs)	ACTUAL RECURRENT EXPENDITURE	ACTUAL CAPITAL EXPENDITURE	ACTUAL TOTAL EXPENDITURE	FINAL APPROVED BUDGET	VARIANCE
		N	N	N	N	N
	SUB TOTAL 70443	310,791,379.88	8,658,111,666.19	8,968,903,046.07	13,799,060,376.54	4,830,157,330.47
70451	MINISTRY OF WORKS AND TRANSPORT	-		-	-	-
70451	DEPARTMENT OF PUBLIC TRANSPORTATION	468,000.00		468,000.00	1,466,182.38	998,182.38
	SUB TOTAL 70451	468,000.00	-	468,000.00	1,466,182.38	998,182.38
70452	EKITI STATE TRAFFIC MANAGEMENT AGENCY	19,200,000.00		19,200,000.00	48,061,521.15	28,861,521.15
	SUB TOTAL 70452	19,200,000.00	-	19,200,000.00	48,061,521.15	28,861,521.15
70460	MINISTRY OF YOUTH AND SPORTS DEVELOPMENT	104,855,887.76		104,855,887.76	99,547,677.17	(5,308,210.59)
70460	MINISTRY OF INFORMATION, YOUTH AND SPORT (CIVIC ORIENTATION)	7,560,000.00	60,400,000.00	67,960,000.00	330,444,807.18	262,484,807.18
70460	BROADCASTING SERVICE OF EKITI STATE	275,177,835.02		275,177,835.02	199,054,010.54	(76,123,824.48)
70460	BUREAU OF INFORMATION, COMMUNICATION AND TECHNOLOGY (ICT)	6,022,800.00	591,400.00	6,614,200.00	45,100,000.00	38,485,800.00
70460	BUREAU OF COMMUNICATION, TECHNOLOGY AND SOCIAL MEDIA	-		-	8,656,521.64	8,656,521.64
	SUB TOTAL 70460	393,616,522.78	60,991,400.00	454,607,922.78	682,803,016.53	228,195,093.75
	GRAND TOTAL	1,757,921,163.91	10,232,902,442.28	11,990,823,606.19	19,987,632,352.18	7,996,808,745.99
	ENVIRONMENTAL PROTECTION	-		-		-
70510	EKITI STATE WASTE MANAGEMENT BOARD	114,083,935.37		114,083,935.37	242,654,293.21	128,570,357.84
70510	MONTHLY SANITATION EXERCISE	3,150,000.00		3,150,000.00	5,803,380.34	2,653,380.34
	SUB TOTAL 70510	117,233,935.37	-	117,233,935.37	248,457,673.55	131,223,738.18
70560	MINISTRY OF ENVIRONMENT	168,635,675.30		168,635,675.30	223,909,471.90	55,273,796.60
70560	STATE ENVIRONMENTAL PROTECTION AGENCY	19,298,080.04	132,410,119.67	151,708,199.71	324,399,475.63	172,691,275.92
	SUB TOTAL 70560	187,933,755.34	132,410,119.67	320,343,875.01	548,308,947.53	227,965,072.52
	GRAND TOTAL	305,167,690.71	132,410,119.67	437,577,810.38	796,766,621.08	359,188,810.70
	HOUSING AND COMMUNITY AMMENITIES	-		-		-
70610	MINISTRY OF LAND, HOUSING AND URBAN DEVELOPMENT	112,112,179.67	128,705,332.79	240,817,512.46	444,541,802.77	203,724,290.31
70610	STATE HOUSING CORPORATION	161,757,749.74	867,000.00	162,624,749.74	173,000,000.00	10,375,250.26
70610	PLANNING PLANNING PERMIT AGENCY	-		-	2,000,000.00	2,000,000.00

FUNCTIONAL SEGMENT CODE	MINISTRIES, DEPARTMENTS AND AGENCIES (MDAs)	ACTUAL RECURRENT EXPENDITURE	ACTUAL CAPITAL EXPENDITURE	ACTUAL TOTAL EXPENDITURE	FINAL APPROVED BUDGET	VARIANCE
		N	N	N	N	N
70610	MINISTRY OF LAND & SURVEY	-	-	-	-	-
70610	LAND SERVICES	-	-	-	-	-
	SUB TOTAL 70610	273,869,929.41	129,572,332.79	403,442,262.20	619,541,802.77	216,099,540.57
70620	MINISTRY OF SPECIAL DUTIES	-	-	-	73,702.60	73,702.60
70620	URBAN RENEWAL AGENCY (CAPITAL URBAN DEVELOPMENT AUTHORITY)	9,492,895.61	-	9,492,895.61	25,197,409.42	15,704,513.81
70620	MINISTRY OF PUBLIC UTILITIES	53,646,165.87	2,270,000.00	55,916,165.87	164,433,141.49	108,516,975.62
70620	MONITORING OF GOVT. HOUSE PREMISES/TOWN ELECTRICITY	450,000.00	-	450,000.00	31,000,000.00	30,550,000.00
70620	UTILITY SERVICE DEPARTMENT	900,000.00	-	900,000.00	6,000,000.00	5,100,000.00
70620	STATE CAPITAL DEVELOPMENT	-	-	-	-	-
70620	SERVE-EKS	720,000.00	-	720,000.00	1,530,760.58	810,760.58
70620	SERVE-EKS STEERING COMMITTEE	90,000.00	-	90,000.00	510,253.53	420,253.53
70620	EKITI STATE COMMUNITY DEVELOPMENT AGENCY	-	351,624,183.71	351,624,183.71	400,000,000.00	48,375,816.29
	SUB TOTAL 70620	65,299,061.48	353,894,183.71	419,193,245.19	628,745,267.62	209,552,022.43
70630	MINISTRY OF WATER RESOURCES	-	-	-	-	-
70630	EKITI STATE WATER CORPORATION	357,281,890.34	-	357,281,890.34	900,000,000.00	542,718,109.66
70630	3RD NUWRS PROJECT (DEDUCTION AT SOURCE)	-	240,814,796.80	240,814,796.80	447,450,000.00	206,635,203.20
70630	FEDERAL MINISTRY OF WATER RESOURCES ASSISTED PROGRAMM	-	-	-	297,075,977.18	297,075,977.18
70630	EU ASSISTED WATER SUPPLY/SANITATION SECTOR REFORM PROGRAM III	-	-	-	667,000,000.00	667,000,000.00
70630	RURAL WATER SUPPLY AND SANITATION AGENCY	29,578,765.57	-	29,578,765.57	268,356,854.75	238,778,089.18
	SUB TOTAL 70630	386,860,655.91	240,814,796.80	627,675,452.71	2,579,882,831.93	1,952,207,379.22
	GRAND TOTAL	726,029,646.80	724,281,313.30	1,450,310,960.10	3,828,169,902.32	2,377,858,942.22
	HEALTH	-	-	-	-	-
70721	MINISTRY OF HEALTH	339,313,252.35	16,048,400.00	355,361,652.35	699,734,264.74	344,372,612.39
70721	AIDS AND GRANTS	75,676,283.55	-	75,676,283.55	217,489,243.00	141,812,959.45
70721	EKITI STATE AIDS CONTROL AGENCY	1,620,000.00	-	1,620,000.00	3,061,521.15	1,441,521.15

FUNCTIONAL SEGMENT CODE	MINISTRIES, DEPARTMENTS AND AGENCIES (MDAs)	ACTUAL RECURRENT EXPENDITURE	ACTUAL CAPITAL EXPENDITURE	ACTUAL TOTAL EXPENDITURE	FINAL APPROVED BUDGET	VARIANCE
		N	N	N	N	N
	SUB TOTAL 70721	416,609,535.90	16,048,400.00	432,657,935.90	920,285,028.89	487,627,092.99
70731	PRIMARY HEALTHCARE DEVELOPMENT AGENCY	16,432,167.05	3,300,000.00	19,732,167.05	77,997,023.39	58,264,856.34
70731	EKITI STATE UNIVERSITY TEACHING HOSPITAL	2,596,307,457.99		2,596,307,457.99	3,275,000,000.00	678,692,542.01
70731	HOSPITAL MANAGEMENT BOARD	2,386,687,971.03		2,386,687,971.03	2,387,238,546.58	550,575.55
70731	RUNNING GRANT TO SECONDARY HEALTH FACILITIES (HMB)	-		-	-	-
	SUB TOTAL 70731	4,999,427,596.07	3,300,000.00	5,002,727,596.07	5,740,235,569.97	737,507,973.90
70734	COLLEGE OF HEALTH TECHNOLOGY	419,983,699.94		419,983,699.94	467,227,478.69	47,243,778.75
70734	CENTRAL MEDICAL STORE	14,620,904.97		14,620,904.97	34,579,736.56	19,958,831.59
	SUB TOTAL 70734	434,604,604.91	-	434,604,604.91	501,807,215.25	67,202,610.34
	GRAND TOTAL	5,850,641,736.88	19,348,400.00	5,869,990,136.88	7,162,327,814.11	1,292,337,677.23
	RECREATION, CULTURE AND RELIGION	-		-		-
70810	SOCIAL AND MASS MOBILISATION	-		-	-	-
70810	MINISTRY OF YOUTH DEVELOPMENT	-		-	-	-
70810	YOUTH DEVELOPMENT	3,060,000.00		3,060,000.00	5,601,569.99	2,541,569.99
70810	MAINTENANCE OF YOUTHS ORGANISATION AND AREA OFFICES	-		-	-	-
70810	YOUTH EMPLOYMENT AND SOCIAL SUPPORT OPERATION (YESSO)	675,000.00	52,882,592.30	53,557,592.30	355,000,000.00	301,442,407.70
70810	EKITI DIASPORA OFFICE	-		-	-	-
70810	MINISTRY OF SPORTS	-		-	-	-
70810	EKITI STATE SPORT COUNCIL	56,221,872.18		56,221,872.18	102,775,607.86	46,553,735.68
70810	EKITI UNITED FOOTBALL CLUB	41,800,000.00		41,800,000.00	64,600,000.00	22,800,000.00
	SUB TOTAL 70810	101,756,872.18	52,882,592.30	154,639,464.48	527,977,177.85	373,337,713.37
70820	MIN. OF TOURISM CULTURE AND NATIONAL ORIENTATION	-		-	-	-
70820	TOURISM DEPARTMENT	-		-	-	-
70820	TOURISM DEVELOPMENT AGENCY	1,350,000.00		1,350,000.00	3,551,267.63	2,201,267.63
70820	COUNCIL FOR ART AND CULTURE	1,260,000.00		1,260,000.00	3,675,709.49	2,415,709.49

FUNCTIONAL SEGMENT CODE	MINISTRIES, DEPARTMENTS AND AGENCIES (MDAs)	ACTUAL RECURRENT EXPENDITURE	ACTUAL CAPITAL EXPENDITURE	ACTUAL TOTAL EXPENDITURE	FINAL APPROVED BUDGET	VARIANCE
		N	N	N	N	N
70820	BUREAU OF TOURISM ART AND CULTURE	70,430,915.81		70,430,915.81	111,119,267.63	40,688,351.82
70820	MINISTRY FOR LOCAL GOVERNMENT, COMMUNITY DEVELOPMENT AND CHIEFTANCY AFFAIRS-STATE	70,247,052.84		70,247,052.84	507,305,857.59	437,058,804.75
70820	COMMUNITY DEVELOPMENT	540,000.00		540,000.00	1,585,460.29	1,045,460.29
70820	CHIEFTANCY AFFAIRS	1,800,000.00		1,800,000.00	13,968,638.53	12,168,638.53
70820	EKITI STATE COUNCIL OF OBAS	7,526,312.00		7,526,312.00	17,000,000.00	9,473,688.00
	TRANSFER TO LOCAL GOVERNMENT (PARIS CLUB REFUND)	-		-	-	-
	SUB TOTAL 70820	153,154,280.65	-	153,154,280.65	658,206,201.16	505,051,920.51
70830	GOVERNMENT PRINTING PRESS	-		-	6,950,845.09	6,950,845.09
	SUB TOTAL 70830	-	-	-	6,950,845.09	6,950,845.09
70840	MUSLIM PILGRIM WELFARE BOARD	13,118,829.92		13,118,829.92	41,659,754.38	28,540,924.46
70840	CHRISTIAN PILGRIM WELFARE BOARD	22,949,724.34		22,949,724.34	40,460,113.69	17,510,389.35
	SB TOTAL 70840	36,068,554.26	-	36,068,554.26	82,119,868.07	46,051,313.81
	GRAND TOTAL	290,979,707.09	52,882,592.30	343,862,299.39	1,275,254,092.17	931,391,792.78
	EDUCATION	-	-	-	-	-
70912	STATE UNIVERSAL BASIC EDUCATION BOARD	416,805,733.90		416,805,733.90	2,049,954,569.10	1,633,148,835.20
70912	UBEC PROJECT	-		-	5,569,320,109.62	5,569,320,109.62
70912	SUBEB STAFF HOUSING LOANS BOARD	-		-	2,000,000.00	2,000,000.00
	SUB TOTAL 70912	416,805,733.90	-	416,805,733.90	7,621,274,678.72	7,204,468,944.82
70922	STATE SCHOOL (TSC)	154,596,649.06		154,596,649.06	8,119,536,515.49	7,964,939,866.43
	SUB TOTAL 70922	154,596,649.06	-	154,596,649.06	8,119,536,515.49	7,964,939,866.43
70941	COLLEGE OF EDUCATION - IKERE EKITI	2,498,387,571.00		2,498,387,571.00	4,037,921,949.61	1,539,534,378.61
	SUB TOTAL 70941	2,498,387,571.00	-	2,498,387,571.00	4,037,921,949.61	1,539,534,378.61
70942	EKITI STATE UNIVERSITY	7,618,855,423.00		7,618,855,423.00	6,021,125,264.12	(1,597,730,158.88)
	SUB TOTAL 70942	7,618,855,423.00	-	7,618,855,423.00	6,021,125,264.12	(1,597,730,158.88)
70960	STATE GOVERNANCE AND CAPACITY BUILDING	450,000.00	120,580,226.46	121,030,226.46	467,736,226.17	346,705,999.71

FUNCTIONAL SEGMENT CODE	MINISTRIES, DEPARTMENTS AND AGENCIES (MDAs)	ACTUAL RECURRENT EXPENDITURE	ACTUAL CAPITAL EXPENDITURE	ACTUAL TOTAL EXPENDITURE	FINAL APPROVED BUDGET	VARIANCE
		N	N	N	N	N
70960	EKITI STATE LIBRARY BOARD	14,532,812.08		14,532,812.08	34,000,000.00	19,467,187.92
70960	REFERENCE LIBRARY	-		-	-	-
70960	MONITORING OF PUBIC SCHOOLS	-		-	2,721,352.14	2,721,352.14
70960	PRIMARY EDUCATION BOARD / COMMISSION	-		-	-	-
70960	STATE TEACHING SERVICE COMMISSION LOANS BOARD	450,000.00		450,000.00	104,253,195.20	103,803,195.20
70960	STATE TEACHING SERVICE COMMISSION	8,027,340,710.48		8,027,340,710.48	172,606,642.19	(7,854,734,068.29)
70960	BOARD FOR TECHNICAL AND VOCATIONAL EDUCATION	108,739,751.99	89,383,564.53	198,123,316.52	624,190,037.17	426,066,720.65
70960	AGENCY FOR ADULT AND NON-FORMAL EDUCATION	52,299,454.41		52,299,454.41	85,851,656.42	33,552,202.01
70960	COOPERATIVE DEPARTMENT AND COOPERATIVE COLLEGE, IJERO-EKITI	810,000.00		810,000.00	1,700,845.09	890,845.09
70960	STATE SCHOLARSHIP BOARD	13,250,205.45		13,250,205.45	85,080,626.70	71,830,421.25
70960	EDUCATION TRUST(ENDOWMENT) FUND	16,495,422.19		16,495,422.19	18,263,976.40	1,768,554.21
	SUB TOTAL 70960	8,234,368,356.60	209,963,790.99	8,444,332,147.59	1,596,404,557.48	(6,847,927,590.11)
70970	MINISTRY OF EDUCATION, SCIENCE ND TECHNOLOGY	2,115,133,931.77	354,612,041.27	2,469,745,973.04	3,762,667,563.29	1,292,921,590.25
70970	FOREIGN LOAN DRAW DOWN (SEPIP)	672,043,094.24	357,740,118.30	1,029,783,212.54	3,322,916,773.00	2,293,133,560.46
	SUB TOTAL 70970	2,787,177,026.01	712,352,159.57	3,499,529,185.58	7,085,584,336.29	3,586,055,150.71
	GRAND TOTAL	21,710,190,759.57	922,315,950.56	22,632,506,710.13	34,481,847,301.71	11,849,340,591.58
	SOCIAL PROTECTION	-		-		-
71090	MINISTRY OF WOMEN AFFAIRS, GENDER EMPOWERMENT & SOCIAL WELFARE	99,064,661.49	223,474,500.00	322,539,161.49	725,823,842.04	403,284,680.55
71090	WOMEN DEVELOPMENT CENTRE, IGEDE-EKITI (WOMENT AFFAIRS)	60,750.00		60,750.00	566,948.36	506,198.36
71090	GOVT. PUPILS IN CHILDREN HOME/PRIMARY SCHOOL	1,109,250.00		1,109,250.00	3,000,000.00	1,890,750.00
71090	STATE CHILD'S RIGHT IMPLEMENTATION AND MONITORING COMMITTEE (WOMEN AFFAIRS)	-		-	1,530,760.58	1,530,760.58
	SUB TOTAL 71090	100,234,661.49	223,474,500.00	323,709,161.49	730,921,550.98	407,212,389.49
	TOTAL LOAN REPAYMENT FOR THE YEAR	5,292,755,351.51		5,292,755,351.51	11,972,863,958.40	6,680,108,606.89
	GRAND TOTAL	5,392,990,013.00	223,474,500.00	5,616,464,513.00	12,703,785,509.38	7,087,320,996.38
	LEAVE BONUS	715,903,534.89		715,903,534.89	-	(715,903,534.89)

FUNCTIONAL SEGMENT CODE	MINISTRIES, DEPARTMENTS AND AGENCIES (MDAs)	ACTUAL RECURRENT EXPENDITURE	ACTUAL CAPITAL EXPENDITURE	ACTUAL TOTAL EXPENDITURE	FINAL APPROVED BUDGET	VARIANCE
		N	N	N	N	N
	GRAND TOTAL	715,903,534.89	-	715,903,534.89	-	(715,903,534.89)
	CORPERS ALLOWANCE, REPATRIATION AND LOCUM	123,179,013.55		123,179,013.55	64,815,327.58	(58,363,685.97)
	UNREMITTED DEDUCTIONS	(800,547,321.98)		(800,547,321.98)		800,547,321.98
	TOTAL	58,135,765,434.71	13,353,306,731.45	71,489,072,166.16	106,370,316,363.38	34,881,244,197.22

EKITI STATE OF NIGERIA

FINANCIAL STATEMENTS FOR THE YEAR ENDED 31ST DECEMBER, 2017

ANNEXURE TO THE FINANCIAL STATEMENTS

ANNEXURE III A: BUDGET SIZE AND PERFORMANCE

	DETAILS	BUDGET	ACTUAL AMOUNT	PERFORMANCE (%)
	REVENUE	(N)	(N)	
1	RECURRENT REVENUE	81,826,653,067.81	56,791,187,976.54	69.40
2	CAPITAL RECEIPTS	19,231,168,206.94	12,503,926,117.57	65.02
	TOTAL REVENUE	101,057,821,274.75	69,295,114,094.11	68.57
	EXPENDITURE			
1	RECURRENT EXPENDITURE	63,726,835,165.24	58,135,765,434.62	91.23
2	CAPITAL EXPENDITURE	29,365,020,869.17	13,353,306,731.45	45.47
	TOTAL EXPENDITURE	93,091,856,034.41	71,489,072,166.07	76.79

ANNEXURE III B: PRIOR YEAR COMPARATIVE ANALYSIS (ACTUAL)

	DETAILS	2017	2016	PERCENTAGE CHANGE (%)
	REVENUE	(N)	(N)	
1	RECURRENT REVENUE	56,791,187,976.54	45,803,533,489.64	23.99
2	CAPITAL RECEIPTS	12,503,926,117.57	24,811,574,962.26	(49.60)
	TOTAL REVENUE	69,295,114,094.11	70,615,108,451.90	(1.87)
	EXPENDITURE			
1	RECURRENT EXPENDITURE	58,135,765,434.62	49,380,878,003.88	17.73
2	CAPITAL EXPENDITURE	13,353,306,731.45	14,575,134,106.35	(8.38)
	TOTAL EXPENDITURE	71,489,072,166.07	63,956,012,110.23	11.78

EKITI STATE OF NIGERIA

FINANCIAL STATEMENTS FOR THE YEAR ENDED 31ST DECEMBER, 2017

ANNEXURE TO THE FINANCIAL STATEMENTS

ANNEXURE IV: SCHEDULE OF BOND REPAYMENT AS AT 31ST DECEMBER, 2017

FIRST TRANCHE			SECOND TRANCHE			TOTALS			
YEAR	PRINCIPAL PAYMENT	INTEREST PAID (40% OF TOTAL PAYMENT)	TOTAL PAYMENT	PRINCIPAL PAYMENT	INTEREST PAID (42% OF TOTAL PAYMENT)	TOTAL PAYMENT	TOTAL PRINCIPAL PAYMENT	TOTAL INTEREST PAYMENT	TOTAL PAYMENT
	A	B	A+B	C	D	E	F=A+C	G=B+D	H=F+G
	(N)	(N)	(N)	(N)	(N)	(N)	(N)	(N)	(N)
2011	714,954,326.38	476,636,217.59	1,191,590,543.97	-	-	-	714,954,326.38	476,636,217.59	1,191,590,543.97
2012	2,859,817,017.53	1,906,544,678.35	4,766,361,695.88	-	-	-	2,859,817,017.53	1,906,544,678.35	4,766,361,695.88
2013	2,859,817,017.53	1,906,544,678.35	4,766,361,695.88	-	-	-	2,859,817,017.53	1,906,544,678.35	4,766,361,695.88
2014	2,859,818,217.59	1,906,545,478.40	4,766,363,695.99	713,107,680.04	516,388,320.03	1,229,496,000.07	3,572,925,897.63	2,422,933,798.43	5,995,859,696.06
2015	2,859,817,016.40	1,906,544,677.60	4,766,361,694.00	713,107,678.91	516,388,319.21	1,229,495,998.12	3,572,924,695.31	2,422,932,996.81	5,995,857,692.12
2016	2,859,817,016.40	1,906,544,677.60	4,766,361,694.00	713,107,678.91	516,388,319.21	1,229,495,998.12	3,572,924,695.31	2,422,932,996.81	5,995,857,692.12
2017	2,859,817,016.40	1,906,544,677.60	4,766,361,694.00	713,107,678.91	516,388,319.21	1,229,495,998.12	3,572,924,695.31	2,422,932,996.81	5,995,857,692.12
TOTAL	17,873,857,628.23	11,915,905,085.49	29,789,762,713.72	2,852,430,716.77	2,065,553,277.66	4,917,983,994.43	20,726,288,345.00	13,981,458,363.15	34,707,746,708.15

SUMMARY

	FIRST TRANCHE (N)	SECOND TRANCHE (N)	TOTAL (N)
PRINCIPAL LOAN OBTAINED (A)	20,000,000,000.00	5,000,000,000.00	25,000,000,000.00
INTEREST PAYABLE (B)	13,364,531,872.00	3,606,472,000.84	16,971,003,872.84
TOTAL LOAN PAYABLE (C=A+B)	33,364,531,872.00	8,606,472,000.84	41,971,003,872.84
TOTAL PAYMENT AS AT 31/12/2017 (D)	29,789,762,713.72	4,917,983,994.43	34,707,746,708.15

FIRST TRANCHE	SECOND TRANCHE		TOTALS
BALANCE AS AT 31/12/2017 (E=C-D)	3,574,769,158.28	3,688,488,006.41	7,263,257,164.69

